

Bavarian Sky S.A., Compartment German Auto Loans 5

Monthly Investor Report - May 2018

Compartment German Auto Loans 5

Monthly Investor Report



Cover Sheet Monthly Investor Report

Index

1. Contact Information
2. Reporting Contact Details
3. Counterparty History
4. Overview Dates
5. Portfolio information
6. Reserves
7. Performance data
8. Defaulted Amount & Recovery Amount
9. Defaulted Amount & Recovery Amount - Loan Level Data
10. Outstanding Note Balance
11. Original Principal Balance
12. Aggregate Principal Balance
13. Aggregate Outstanding Principal Balance
14. Down Payments
15. Borrower Concentration
16. Geographical Distribution
17. Object Type
18. Delinquencies
19. Seasoning
20. Remaining Term
21. Original Term
22. Vehicle Class
23. Payment Type
24. Interest Rates
25. Credit Type
26. Contracts per Customer
27. Amortisation
28. Priority of Payments
29. Transaction Costs
30. Ratings
31. Swap Counterparties

Reporting Date	June 11, 2018
Payment Date	June 20, 2018
Period No	20
Monthly Period	May 31, 2018
Interest Period	From May 22, 2018 to June 20, 2018 = 29 days

Compartment German Auto Loans 5

Monthly Investor Report



Reporting Date	June 11, 2018
Payment Date	June 20, 2018
Period No	20
Monthly Period	May 31, 2018
Interest Period	From May 22, 2018 to June 20, 2018 = 29 days

1. Contact Information

Transaction Parties

Issuer:

Bavarian Sky S.A.

Acting in respect of its Compartment German Auto Loans 5
6, Rue Eugène Ruppert
L-2453 Luxembourg
Luxembourg
Attn.: Valérie Schleimer
valerie.schleimer@intertrustgroup.com
+352 26 44 91

Corporate Administrator:

Intertrust (Luxembourg) S.à r.l.

6, Rue Eugène Ruppert
L-2453 Luxembourg
Luxembourg
Attn.: Valérie Schleimer
valerie.schleimer@intertrustgroup.com
+352 26 44 91

Originator/Service:

BMW Bank GmbH

Heidemannstrasse 164
80939 Munich
Germany
Attn.: Antoun Zakhour
abs.bmwgroup@bmw.de
+49-89-382-61467
Attn.: Michael Dalchow
abs.bmwgroup@bmw.de
+49-89-382-53070

Compartment German Auto Loans 5

Monthly Investor Report



Reporting Date	June 11, 2018
Payment Date	June 20, 2018
Period No	20
Monthly Period	May 31, 2018
Interest Period	From May 22, 2018 to June 20, 2018 = 29 days

1. Contact Information

Transaction Parties

Calculation Agent/Paying Agent/ Interest Determination Agent:

Elavon Financial Services Limited, UK Branch
125 Old Broad Street, 5th Floor
EC2N 1AR London
United Kingdom
Attn.: Structured Finance Relationship Management
mbs.relationship.management@usbank.com

Trustee:

U.S. Bank Trustees Limited
125 Old Broad Street 5th Floor
EC2N 1AR London
United Kingdom
Attn.: Structured Finance Relationship Management
mbs.relationship.management@usbank.com; chris.yates1@usbank.com
+44 207 330 2144

Issuer Account Bank:

Elavon Financial Services Limited, UK Branch
125 Old Broad Street, 5th Floor
EC2N 1AR London
United Kingdom
Attn.: Structured Finance Relationship Management
mbs.relationship.management@usbank.com

Data Trustee:

Intertrust Trustees Limited
35 Great St. Helen's
EC3A 6AP London
United Kingdom
Attn.: The Directors
IntertrustTrustees-uk@intertrustgroup.com
+44 20 73986300

Compartment German Auto Loans 5

Monthly Investor Report



Reporting Date	June 11, 2018
Payment Date	June 20, 2018
Period No	20
Monthly Period	May 31, 2018
Interest Period	From May 22, 2018 to June 20, 2018 = 29 days

1. Contact Information

Transaction Parties

Swap Counterparty:

Lloyds Bank PLC
10 Gresham Street
EC2V 7AE London
United Kingdom
WMTT-IRPConfirmations@lloydsbanking.com

Rating Agencies:

Fitch Ratings Ltd
30 North Colonnade, Canary Wharf
E14 5GN London
United Kingdom
ABSsurveillance@fitchratings.com

Moody's Investors Service Limited
One Canada Square, Canary Wharf
E14 5FH London
United Kingdom
monitor.abs@moodys.com

Compartment German Auto Loans 5

Monthly Investor Report



Reporting Date	June 11, 2018
Payment Date	June 20, 2018
Period No	20
Monthly Period	May 31, 2018
Interest Period	From May 22, 2018 to June 20, 2018 = 29 days

2. Reporting Contact Details

Contact for Servicer Report (Portfolio related information in Investor Report)

Contact for Investor Reporting:

BMW Bank GmbH

Heidemannstrasse 164
80939 Munich
Germany

Attn.: Antoun Zakhour

abs.bmwgroup@bmw.de
+49-89-382-61467

Attn.: Michael Dalchow

abs.bmwgroup@bmw.de
+49-89-382-53070

Calculation Agent:

Elavon Financial Services Limited, UK Branch

125 Old Broad Street, 5th Floor
EC2N 1AR London
United Kingdom

Attn.: Structured Finance Relationship Management
mbs.relationship.management@usbank.com

Compartment German Auto Loans 5

Monthly Investor Report



3. Counterparty History

Replacement Party to be added if applicable

Reporting Date	June 11, 2018
Payment Date	June 20, 2018
Period No	20
Monthly Period	May 31, 2018
Interest Period	From May 22, 2018 to June 20, 2018 = 29 days

Compartment German Auto Loans 5
Monthly Investor Report



Reporting Date	June 11, 2018		
Payment Date	June 20, 2018		
Period No	20		
Monthly Period	May 31, 2018		
Interest Period	From	May 22, 2018	to June 20, 2018 = 29 days

4. Overview Dates

Initial Cut-Off Date:	30/09/2016		
Issue Date:	20/10/2016	Legal Maturity Date:	20/10/2023
Reporting Date	11/06/2018		
Investor Reporting Date	18/06/2018		
Interest Determination Date	17/05/2018		
Reporting Frequency:	monthly		
Monthly Period No. (since Issue Date):	20	(since Issue Date)	
Payment Date:	20/06/2018		
Next Payment Date	20/07/2018		
Monthly Period:	01/05/2018	until	31/05/2018

Compartment German Auto Loans 5

Monthly Investor Report



Reporting Date	June 11, 2018		
Payment Date	June 20, 2018		
Period No	20		
Monthly Period	May 31, 2018		
Interest Period	From	May 22, 2018	to June 20, 2018 = 29 days

5. Portfolio information

	current period	prior period
Outstanding receivables in EUR	Aggregate outstanding principal balance	Aggregate outstanding principal balance
Beginning of period in EUR	524,454,261.02	552,723,558.95
Scheduled principal payments in EUR	16,737,341.29	18,037,421.09
Prepayment* principal in EUR	8,279,380.12	9,380,267.97
Prepayments* number of contracts	560	662
Repurchases* principal in EUR	930,923.98	638,164.45
Repurchases* number of contracts	59	37
Total principal collections in EUR	25,947,645.39	28,055,853.51
Total interest collections in EUR	1,457,139.58	1,530,023.81
Defaulted Amounts in EUR	113,612.46	213,444.42
Late Recoveries in EUR	31,602.89	17,845.93
End of Period in EUR	498,393,003.17	524,454,261.02
Current prepayment rate (annualised) in %	17.91	19.14

* Prepayments are defined as all contracts that are early settled by the borrower and repurchases are defined as all contracts that are repurchased due to modification of contract.

Compartment German Auto Loans 5

Monthly Investor Report



Reporting Date	June 11, 2018			
Payment Date	June 20, 2018			
Period No	20			
Monthly Period	May 31, 2018			
Interest Period	From	May 22, 2018	to	June 20, 2018 = 29 days

6. Reserves

Aggregate outstanding notes balance

Initial outstanding notes balance in EUR 1,075,300,000.00

Cash Reserve	in EUR
Outstanding cash reserve beginning of period	5,380,000.00
Interest on cash reserve - previous period	0.00
Required cash reserve	5,380,000.00
Outstanding cash reserve end of period	5,380,000.00

Triggers*								
Reserves	Current ratio	Trigger	Required Rating BMW AG				Trigger Breach	
			Fitch	S&P	Moody's	DBRS		
Commingling Reserve			Long Term	A	N/A	A2	N/A	no
			Short Term	F1	N/A	P-1	N/A	

* Breach of one of these triggers in conjunction with any other event as set out in the Servicing Agreement and / or the Receivables Purchase Agreement will oblige BMW Bank GmbH to post additional cash collateral. The Reserves will be adjusted on a monthly basis and shall be deposited in the Issuer Account and exclusively reserved to cover risks.

Commingling Reserve	in EUR
Outstanding Commingling Reserve end of period	0.00

Set-Off Risk (current ratio): 0,01%



Reporting Date	June 11, 2018		
Payment Date	June 20, 2018		
Period No	20		
Monthly Period	May 31, 2018		
Interest Period	From	May 22, 2018	to June 20, 2018 = 29 days

7. Performance data

Aggregate outstanding notes balance

Beginning of period (in EUR)	483,744,026.86
End of period (in EUR)	456,359,670.31

Ratios

31- 60 days past due	(in EUR)	(in %)
31- 60 days past due period before previous period	925,722.88	0.17
31- 60 days past due previous period	1,000,695.48	0.19
31- 60 days past due current period	1,011,294.80	0.20

61- 90 days past due	(in EUR)	(in %)
61- 90 days past due period before previous period	445,929.54	0.08
61- 90 days past due previous period	418,552.34	0.08
61- 90 days past due current period	407,669.86	0.08

Cumulative net loss ratio	Current ratio
Cumulative net loss ratio (in %)	0.23

Performance data

Number of contracts being 31 - 60 days delinquent	66
Number of contracts being 61 - 90 days delinquent	25
Balance of contracts being 31 - 60 days delinquent (in EUR)	1,011,294.80
Balance of contracts being 61 - 90 days delinquent (in EUR)	407,669.86
Defaulted amounts (in EUR)	113,612.46
Cumulative defaulted amounts (in EUR)	2,510,861.36
Recoveries (in EUR)	158,270.91
Cumulative recoveries (in EUR)	2,970,559.34

Compartment German Auto Loans 5

Monthly Investor Report



Reporting Date	June 11, 2018		
Payment Date	June 20, 2018		
Period No	20		
Monthly Period	May 31, 2018		
Interest Period	From	May 22, 2018	to June 20, 2018 = 29 days

8. Defaulted Amount & Recovery Amount

(as at end of Monthly Period)

Collection Period	Number of Defaulted Agreements in Collection Period	Defaulted Amount in Collection Period (in EUR)	Aggregate Defaulted Amount since Initial Cut-Off Date (in EUR)	Purchased Amount of New Receivables (in EUR)	Aggregate Amount of Purchased Receivables (in EUR)	Cumulative Net Loss Ratio (in %)	Recovery Amount in Collection Period (in EUR)	Cumulative Recovery Amount (in EUR)
Sept - 16	0	n/a	n/a	1,075,299,959.75	1,075,299,959.75	n/a	n/a	n/a
Oct - 16	12	54.97	54.97	0.00	1,075,299,959.75	0.00	0.00	0.00
Nov - 16	9	47.02	101.99	0.00	1,075,299,959.75	0.00	0.00	0.00
Dec - 16	18	49,032.08	49,134.07	0.00	1,075,299,959.75	0.00	419.76	419.76
Jan - 17	20	18,531.85	67,665.92	0.00	1,075,299,959.75	0.01	46,042.72	46,462.48
Feb - 17	19	42,954.65	110,620.57	0.00	1,075,299,959.75	0.01	85,561.07	132,023.55
Mar - 17	34	69,603.93	180,224.50	0.00	1,075,299,959.75	0.02	121,239.60	253,263.15
Apr - 17	17	45,746.15	225,970.65	0.00	1,075,299,959.75	0.02	84,685.97	337,949.12
May - 17	25	54,954.96	280,925.61	0.00	1,075,299,959.75	0.03	103,854.85	441,803.97
June - 17	25	172,891.55	453,817.16	0.00	1,075,299,959.75	0.04	164,290.18	606,094.15
July - 17	23	78,225.01	532,042.17	0.00	1,075,299,959.75	0.05	205,426.21	811,520.36
Aug - 17	32	143,089.96	675,132.13	0.00	1,075,299,959.75	0.06	214,193.98	1,025,714.34
Sept - 17	37	182,079.06	857,211.19	0.00	1,075,299,959.75	0.08	180,755.82	1,206,470.16
Oct - 17	36	191,833.12	1,049,044.31	0.00	1,075,299,959.75	0.10	107,556.17	1,314,026.33
Nov - 17	33	283,516.01	1,332,560.32	0.00	1,075,299,959.75	0.12	160,879.94	1,474,906.27
Dec - 17	33	218,258.78	1,550,819.10	0.00	1,075,299,959.75	0.14	194,108.59	1,669,014.86
Jan - 18	32	216,132.22	1,766,951.32	0.00	1,075,299,959.75	0.16	235,162.92	1,904,177.78
Feb - 18	29	247,601.96	2,014,553.28	0.00	1,075,299,959.75	0.19	326,748.35	2,230,926.13
Mar - 18	40	169,251.20	2,183,804.48	0.00	1,075,299,959.75	0.20	328,291.40	2,559,217.53
Apr - 18	33	213,444.42	2,397,248.90	0.00	1,075,299,959.75	0.22	253,070.90	2,812,288.43
May - 18	22	113,612.46	2,510,861.36	0.00	1,075,299,959.75	0.23	158,270.91	2,970,559.34

Compartment German Auto Loans 5

Monthly Investor Report



Reporting Date	June 11, 2018		
Payment Date	June 20, 2018		
Period No	20		
Monthly Period	May 31, 2018		
Interest Period	From	May 22, 2018	to June 20, 2018 = 29 days

9. Defaulted Amount & Recovery Amount - Loan Level Data*

	Month / Year of Default	Month / Year of Loan Origination	Principal Balance (Initial in EUR)	Principal Balance of Loan at Default (in EUR)	Recovery Total (in EUR)	Principal Balance End of Period (in EUR)	Object Type (new / used)	Vehicle Series	Customer Type (private / commercial)	Out of Deal (Month / Year)
1	Dec - 16	June - 16	50,214.58	49,378.14	2,609.96	46,768.18	Used	3 Series	Private	
2	Jan - 17	Dec - 13	37,533.92	37,141.54	20,598.75	16,542.79	New	5 Series	Commercial	
3	Jan - 17	Feb - 16	9,407.79	9,277.96	7,667.10	1,610.86	Used	Other BMW Group	Private	
4	Feb - 17	Sept - 15	20,895.96	20,424.93	16,243.70	4,181.23	Used	X1 Series	Commercial	
5	Feb - 17	Oct - 15	13,219.89	12,926.80	11,863.12	1,063.68	Used	1 Series	Private	
6	Feb - 17	Sept - 14	39,217.65	38,490.19	20,228.27	18,261.92	Used	5 Series	Commercial	
7	Feb - 17	Mar - 16	16,955.66	16,211.03	9,535.00	6,676.03	Used	Non BMW Group (incl. Motorcycles)	Commercial	
8	Feb - 17	Oct - 15	21,138.28	20,923.75	20,923.75	0.00	New	1 Series	Commercial	
9	Apr - 17	Dec - 14	72,265.28	69,328.43	47,918.19	21,410.24	New	X6 Series	Commercial	
10	Apr - 17	May - 16	19,354.35	18,812.95	11,075.30	7,737.65	Used	3 Series	Commercial	
11	Apr - 17	Dec - 15	10,263.99	9,400.14	6,328.88	3,071.26	Used	Non BMW Group (incl. Motorcycles)	Private	
12	May - 17	June - 16	12,239.94	11,316.41	11,316.41	0.00	Used	7 Series	Private	
13	May - 17	Dec - 13	30,939.40	29,096.99	15,021.94	14,075.05	Used	X5 Series	Commercial	
14	May - 17	May - 16	7,967.79	2,981.83	-4,866.30	7,848.13	New	Other BMW Group	Commercial	
15	May - 17	Aug - 14	14,805.44	13,976.85	10,730.43	3,246.42	Used	6 Series	Commercial	
16	May - 17	June - 16	37,479.63	37,479.63	37,479.63	0.00	New	X6 Series	Commercial	
17	May - 17	May - 16	7,967.79	3,981.83	945.52	3,036.31	New	Other BMW Group	Commercial	
18	May - 17	Apr - 16	31,209.66	30,763.97	30,763.97	0.00	New	X4 Series	Commercial	
19	June - 17	May - 15	28,439.84	28,439.84	4,558.07	23,881.77	Used	Non BMW Group (incl. Motorcycles)	Commercial	
20	June - 17	Feb - 15	23,749.38	22,434.13	13,380.38	9,053.75	New	2 Series	Commercial	
21	June - 17	July - 15	53,260.26	53,260.26	48,913.54	4,346.72	New	X6 Series	Commercial	
22	June - 17	July - 14	25,655.94	23,870.83	13,528.33	10,342.50	Used	3 Series	Private	
23	June - 17	July - 14	30,519.03	28,197.29	22,378.42	5,818.87	New	4 Series	Commercial	
24	June - 17	Feb - 16	28,068.62	26,141.99	10,814.75	15,327.24	Used	5 Series	Commercial	
25	June - 17	July - 12	17,886.90	16,100.09	13,633.04	2,467.05	Used	X5 Series	Commercial	
26	June - 17	Apr - 15	47,354.02	43,173.15	22,660.95	20,512.20	New	5 Series	Private	
27	June - 17	Dec - 14	7,454.45	7,206.10	3,438.15	3,767.95	Used	1 Series	Commercial	
28	July - 17	Dec - 15	18,773.22	17,757.38	9,502.21	8,255.17	Used	1 Series	Private	
29	July - 17	Feb - 15	29,623.81	28,096.33	22,411.31	5,685.02	Used	X6 Series	Commercial	
30	July - 17	May - 16	23,714.19	9,659.50	-200.00	9,859.50	Used	X5 Series	Commercial	
31	July - 17	Mar - 16	20,437.23	19,245.85	11,519.26	7,726.59	Used	5 Series	Commercial	
32	July - 17	May - 14	25,899.70	22,810.32	22,810.32	0.00	New	Non BMW Group (incl. Motorcycles)	Commercial	
33	July - 17	Feb - 15	17,783.63	16,238.55	10,472.37	5,766.18	Used	5 Series	Commercial	

Compartment German Auto Loans 5

Monthly Investor Report



Reporting Date	June 11, 2018		
Payment Date	June 20, 2018		
Period No	20		
Monthly Period	May 31, 2018		
Interest Period	From	May 22, 2018	to June 20, 2018 = 29 days

9. Defaulted Amount & Recovery Amount - Loan Level Data*

	Month / Year of Default	Month / Year of Loan Origination	Principal Balance (Initial in EUR)	Principal Balance of Loan at Default (in EUR)	Recovery Total (in EUR)	Principal Balance End of Period (in EUR)	Object Type (new / used)	Vehicle Series	Customer Type (private / commercial)	Out of Deal (Month / Year)
34	July - 17	Nov - 13	6,030.73	3,356.67	3,356.67	0.00	Used	1 Series	Private	
35	July - 17	June - 16	35,891.38	35,359.01	24,314.19	11,044.82	Used	5 Series	Commercial	
36	Aug - 17	May - 16	20,268.65	13,830.20	13,830.20	0.00	Used	MINI	Commercial	
37	Aug - 17	Feb - 16	14,474.76	13,299.48	11,149.57	2,149.91	Used	5 Series	Commercial	
38	Aug - 17	June - 16	44,500.80	40,653.18	23,566.74	17,086.44	New	4 Series	Commercial	
39	Aug - 17	Sept - 14	21,288.51	19,962.24	14,093.97	5,868.27	New	MINI	Commercial	
40	Aug - 17	Sept - 15	5,611.49	4,984.31	4,314.83	669.48	Used	Other BMW Group	Private	
41	Aug - 17	Apr - 16	27,142.23	7,095.51	122.54	6,972.97	Used	5 Series	Commercial	
42	Aug - 17	June - 16	75,103.42	4,889.40	0.00	4,889.40	New	4 Series	Private	
43	Aug - 17	Dec - 13	45,098.59	30,044.34	-1,695.72	31,740.06	Used	7 Series	Commercial	
44	Aug - 17	Feb - 16	8,380.82	8,066.71	0.00	8,066.71	Used	3 Series	Private	
45	Sept - 17	Mar - 16	23,634.57	7,441.65	-86.88	7,528.53	Used	X1 Series	Commercial	
46	Sept - 17	Nov - 15	62,549.55	60,266.42	60,266.42	0.00	New	4 Series	Commercial	
47	Sept - 17	Dec - 13	6,990.37	5,820.38	1,236.84	4,583.54	Used	3 Series	Private	
48	Sept - 17	Mar - 16	13,697.91	12,883.90	8,495.32	4,388.58	Used	1 Series	Commercial	
49	Sept - 17	Apr - 16	45,516.89	22,796.82	-447.80	23,244.62	New	4 Series	Commercial	
50	Sept - 17	June - 16	37,788.81	35,391.13	15,817.35	19,573.78	New	2 Series	Private	
51	Sept - 17	Aug - 14	29,769.84	8,362.17	-155.20	8,517.37	New	BMW Series	Commercial	
52	Sept - 17	May - 14	5,584.08	1,673.03	-86.24	1,759.27	Used	MINI	Private	
53	Sept - 17	May - 16	25,096.67	12,123.75	3,205.17	8,918.58	Used	3 Series	Private	
54	Sept - 17	Apr - 16	30,148.83	28,054.96	24,304.75	3,750.21	New	X1 Series	Commercial	
55	Sept - 17	Sept - 15	40,465.33	36,751.37	20,092.42	16,658.95	New	5 Series	Commercial	
56	Sept - 17	Apr - 15	12,740.25	12,262.82	6,568.82	5,694.00	Used	1 Series	Commercial	
57	Sept - 17	Aug - 15	12,050.65	11,235.55	5,700.00	5,535.55	Used	3 Series	Private	
58	Sept - 17	May - 16	20,552.26	20,168.41	11,664.82	8,503.59	Used	3 Series	Private	
59	Oct - 17	May - 16	31,906.83	30,209.70	16,354.51	13,855.19	Used	5 Series	Commercial	
60	Oct - 17	Feb - 14	15,722.48	14,746.67	10,452.00	4,294.67	Used	X1 Series	Private	
61	Oct - 17	Feb - 16	41,256.45	39,383.88	26,023.39	13,360.49	Used	6 Series	Commercial	
62	Oct - 17	May - 16	14,975.62	12,483.29	12,483.29	0.00	Used	3 Series	Private	
63	Oct - 17	May - 16	4,315.55	3,694.59	0.00	3,694.59	Used	Non BMW Group (incl. Motorcycles)	Private	
64	Oct - 17	May - 15	11,725.53	7,492.17	1,150.26	6,341.91	Used	Non BMW Group (incl. Motorcycles)	Commercial	
65	Oct - 17	Dec - 14	26,962.99	10,003.27	-13.26	10,016.53	Used	5 Series	Commercial	
66	Oct - 17	May - 13	8,540.59	4,285.60	2,860.11	1,425.49	Used	3 Series	Private	

Compartment German Auto Loans 5

Monthly Investor Report



Reporting Date	June 11, 2018		
Payment Date	June 20, 2018		
Period No	20		
Monthly Period	May 31, 2018		
Interest Period	From	May 22, 2018	to June 20, 2018 = 29 days

9. Defaulted Amount & Recovery Amount - Loan Level Data*

	Month / Year of Default	Month / Year of Loan Origination	Principal Balance (Initial in EUR)	Principal Balance of Loan at Default (in EUR)	Recovery Total (in EUR)	Principal Balance End of Period (in EUR)	Object Type (new / used)	Vehicle Series	Customer Type (private / commercial)	Out of Deal (Month / Year)
67	Oct - 17	June - 16	13,207.18	11,285.30	7,575.21	3,710.09	Used	Non BMW Group (incl. Motorcycles)	Commercial	
68	Oct - 17	July - 14	19,420.84	18,725.55	10,376.91	8,348.64	New	1 Series	Commercial	
69	Oct - 17	Apr - 16	13,681.66	12,811.23	8,398.56	4,412.67	New	Other BMW Group	Private	
70	Oct - 17	Sept - 14	25,411.07	22,001.22	13,968.61	8,032.61	New	X1 Series	Commercial	
71	Oct - 17	July - 14	28,501.89	24,055.76	14,804.87	9,250.89	Used	5 Series	Commercial	
72	Oct - 17	Aug - 15	13,165.87	12,610.27	12,610.27	0.00	Used	3 Series	Private	
73	Nov - 17	Feb - 16	15,621.03	11,745.09	7,244.90	4,500.19	Used	Non BMW Group (incl. Motorcycles)	Commercial	
74	Nov - 17	Aug - 15	8,510.91	7,018.12	5,335.21	1,682.91	Used	3 Series	Private	
75	Nov - 17	Apr - 16	43,761.40	41,184.37	41,247.68	0.00	Used	X6 Series	Private	
76	Nov - 17	Apr - 15	2,322.47	383.76	383.76	0.00	Used	5 Series	Private	
77	Nov - 17	Apr - 16	76,915.57	71,264.02	30,509.56	40,754.46	New	7 Series	Commercial	
78	Nov - 17	Mar - 16	24,773.12	23,307.28	0.00	23,307.28	Used	5 Series	Commercial	
79	Nov - 17	Dec - 14	34,903.60	31,355.06	18,179.33	13,175.73	Used	X6 Series	Commercial	
80	Nov - 17	Sept - 15	42,924.41	41,751.62	0.00	41,751.62	Used	Non BMW Group (incl. Motorcycles)	Commercial	
81	Nov - 17	Apr - 16	7,435.13	6,604.20	6,604.20	0.00	Used	3 Series	Private	
82	Nov - 17	Apr - 14	41,559.82	41,059.69	0.00	41,059.69	New	5 Series	Commercial	
83	Nov - 17	May - 16	14,019.07	6,940.80	0.00	6,940.80	Used	1 Series	Private	
84	Dec - 17	Dec - 15	9,152.63	7,986.92	2,823.24	5,163.68	Used	Non BMW Group (incl. Motorcycles)	Private	
85	Dec - 17	Oct - 15	12,944.91	12,153.44	2,256.00	9,897.44	Used	Non BMW Group (incl. Motorcycles)	Commercial	
86	Dec - 17	May - 12	9,642.48	6,849.70	324.66	6,525.04	Used	5 Series	Private	
87	Dec - 17	July - 14	45,744.85	41,396.66	17,009.82	24,386.84	New	5 Series	Commercial	
88	Dec - 17	Feb - 16	63,643.51	59,171.70	40,739.21	18,432.49	New	X6 Series	Commercial	
89	Dec - 17	July - 14	38,117.92	21,855.79	0.00	21,855.79	Used	X3 Series	Commercial	
90	Dec - 17	Dec - 15	45,856.10	42,891.53	18,095.60	24,795.93	Used	6 Series	Commercial	
91	Dec - 17	Apr - 16	15,660.75	13,283.92	13,283.92	0.00	Used	1 Series	Private	
92	Dec - 17	July - 14	47,846.08	44,876.19	19,625.15	25,251.04	Used	X5 Series	Private	
93	Dec - 17	May - 14	16,652.18	13,701.53	7,572.73	6,128.80	Used	7 Series	Commercial	
94	Jan - 18	June - 16	43,467.46	38,079.36	25,924.66	12,154.70	Used	X5 Series	Commercial	
95	Jan - 18	Jan - 16	20,348.37	825.99	825.99	0.00	Used	X5 Series	Commercial	
96	Jan - 18	Mar - 16	12,820.65	11,053.86	0.00	11,053.86	Used	3 Series	Private	
97	Jan - 18	July - 14	10,335.53	4,263.63	-259.16	4,522.79	Used	5 Series	Commercial	
98	Jan - 18	Apr - 16	55,539.52	50,706.89	33,488.75	17,218.14	Used	X6 Series	Commercial	
99	Jan - 18	June - 14	14,438.97	5,822.72	5,822.72	0.00	Used	5 Series	Private	

Compartment German Auto Loans 5

Monthly Investor Report



Reporting Date	June 11, 2018		
Payment Date	June 20, 2018		
Period No	20		
Monthly Period	May 31, 2018		
Interest Period	From	May 22, 2018	to June 20, 2018 = 29 days

9. Defaulted Amount & Recovery Amount - Loan Level Data*

	Month / Year of Default	Month / Year of Loan Origination	Principal Balance (Initial in EUR)	Principal Balance of Loan at Default (in EUR)	Recovery Total (in EUR)	Principal Balance End of Period (in EUR)	Object Type (new / used)	Vehicle Series	Customer Type (private / commercial)	Out of Deal (Month / Year)
100	Jan - 18	Dec - 15	27,248.82	25,243.59	15,558.03	9,685.56	New	MINI	Private	
101	Jan - 18	Sept - 15	24,876.32	22,968.44	0.00	22,968.44	New	1 Series	Commercial	
102	Jan - 18	Aug - 15	51,959.06	49,546.83	32,104.23	17,442.60	New	X5 Series	Commercial	
103	Jan - 18	Feb - 16	13,711.80	10,916.50	10,916.50	0.00	Used	X5 Series	Private	
104	Jan - 18	Mar - 16	9,258.27	5,796.37	5,196.65	599.72	Used	X3 Series	Commercial	
105	Jan - 18	Nov - 14	32,558.44	26,879.60	26,879.60	0.00	New	3 Series	Private	
106	Jan - 18	May - 14	4,487.90	3,047.76	1,451.31	1,596.45	Used	3 Series	Commercial	
107	Jan - 18	May - 16	12,562.90	11,649.71	9,227.94	2,421.77	Used	Other BMW Group	Commercial	
108	Jan - 18	June - 16	31,896.47	28,684.08	16,651.20	12,032.88	New	2 Series	Private	
109	Jan - 18	Feb - 15	6,944.32	5,774.15	5,774.15	0.00	New	Other BMW Group	Private	
110	Jan - 18	June - 16	19,765.67	6,386.97	-76.03	6,463.00	Used	5 Series	Commercial	
111	Feb - 18	Oct - 14	10,879.37	9,844.32	4,405.03	5,439.29	Used	1 Series	Commercial	
112	Feb - 18	Sept - 15	21,475.25	11,283.86	0.00	11,283.86	New	1 Series	Commercial	
113	Feb - 18	Oct - 15	23,359.19	18,220.04	18,220.04	0.00	New	1 Series	Private	
114	Feb - 18	Apr - 16	62,353.91	55,838.05	0.00	55,838.05	New	7 Series	Commercial	
115	Feb - 18	June - 16	34,632.07	34,565.90	0.00	34,565.90	New	4 Series	Commercial	
116	Feb - 18	Apr - 16	38,857.59	35,690.54	19,445.33	16,245.21	New	Non BMW Group (incl. Motorcycles)	Private	
117	Feb - 18	Feb - 16	11,272.14	9,858.66	4,864.50	4,994.16	Used	3 Series	Private	
118	Feb - 18	Oct - 14	12,389.34	10,418.69	10,418.69	0.00	Used	3 Series	Commercial	
119	Feb - 18	Dec - 15	40,017.12	30,257.27	19,430.80	10,826.47	Used	7 Series	Commercial	
120	Feb - 18	Feb - 15	21,756.88	16,687.20	10,172.28	6,514.92	New	1 Series	Commercial	
121	Feb - 18	Jan - 16	49,455.42	45,627.15	4,337.04	41,290.11	Used	5 Series	Commercial	
122	Feb - 18	Feb - 16	18,074.34	15,512.99	13,128.28	2,384.71	Used	MINI	Commercial	
123	Feb - 18	Nov - 15	14,998.81	13,513.80	7,975.16	5,538.64	Used	1 Series	Commercial	
124	Feb - 18	Nov - 15	16,354.07	14,584.66	7,680.22	6,904.44	Used	1 Series	Commercial	
125	Feb - 18	July - 15	1,595.91	831.59	196.52	635.07	Used	MINI	Private	
126	Mar - 18	Aug - 14	2,877.31	634.39	334.20	300.19	Used	MINI	Private	
127	Mar - 18	Feb - 15	19,249.48	15,339.90	12,800.00	2,539.90	New	MINI	Private	
128	Mar - 18	Sept - 15	21,074.35	17,252.20	12,349.50	4,902.70	Used	Non BMW Group (incl. Motorcycles)	Private	
129	Mar - 18	Mar - 16	42,973.69	37,457.78	25,061.05	12,396.73	New	X1 Series	Commercial	
130	Mar - 18	Mar - 16	22,036.56	19,540.84	14,453.78	5,087.06	New	2 Series	Commercial	
131	Mar - 18	May - 16	30,076.05	27,813.89	16,190.19	11,623.70	New	MINI	Commercial	
132	Mar - 18	Dec - 15	28,256.67	24,075.17	12,960.21	11,114.96	New	1 Series	Commercial	

Compartment German Auto Loans 5

Monthly Investor Report



Reporting Date	June 11, 2018		
Payment Date	June 20, 2018		
Period No	20		
Monthly Period	May 31, 2018		
Interest Period	From	May 22, 2018	to June 20, 2018 = 29 days

9. Defaulted Amount & Recovery Amount - Loan Level Data*

	Month / Year of Default	Month / Year of Loan Origination	Principal Balance (Initial in EUR)	Principal Balance of Loan at Default (in EUR)	Recovery Total (in EUR)	Principal Balance End of Period (in EUR)	Object Type (new / used)	Vehicle Series	Customer Type (private / commercial)	Out of Deal (Month / Year)
133	Mar - 18	June - 16	46,280.34	44,233.76	34,698.19	9,535.57	New	2 Series	Private	
134	Mar - 18	Mar - 16	44,852.08	37,949.45	24,686.55	13,262.90	Used	X5 Series	Private	
135	Mar - 18	Dec - 15	69,727.80	61,543.83	42,624.08	18,919.75	New	X6 Series	Commercial	
136	Mar - 18	May - 15	37,507.33	30,439.39	2,429.16	28,010.23	Used	X5 Series	Private	
137	Mar - 18	Feb - 14	12,228.83	10,184.92	9,835.00	349.92	Used	MINI	Private	
138	Mar - 18	Nov - 12	12,180.51	9,576.45	3,575.00	6,001.45	Used	3 Series	Private	
139	Mar - 18	Sept - 14	21,632.80	18,225.25	8,739.50	9,485.75	Used	5 Series	Commercial	
140	Mar - 18	Apr - 15	20,525.83	17,116.62	9,760.00	7,356.62	Used	3 Series	Private	
141	Mar - 18	June - 16	21,168.62	18,237.59	12,783.36	5,454.23	Used	1 Series	Private	
142	Mar - 18	Sept - 15	14,230.16	12,279.52	9,277.60	3,001.92	Used	1 Series	Commercial	
143	Apr - 18	July - 15	9,648.30	7,169.14	2,804.00	4,365.14	Used	Non BMW Group (incl. Motorcycles)	Private	
144	Apr - 18	Aug - 15	3,728.50	2,101.78	904.00	1,197.78	Used	Non BMW Group (incl. Motorcycles)	Private	
145	Apr - 18	Feb - 16	47,439.72	39,274.42	24,087.88	15,186.54	Used	6 Series	Commercial	
146	Apr - 18	Mar - 16	51,268.22	47,603.23	0.00	47,819.87	New	4 Series	Private	
147	Apr - 18	Jan - 16	8,359.05	6,583.76	6,583.76	0.00	New	Other BMW Group	Private	
148	Apr - 18	Aug - 15	85,356.93	69,029.04	40,299.89	28,729.15	New	6 Series	Commercial	
149	Apr - 18	May - 16	30,026.33	26,627.45	18,422.39	8,205.06	Used	7 Series	Private	
150	Apr - 18	Sept - 14	28,337.42	22,763.81	1,002.58	21,761.23	New	X1 Series	Private	
151	Apr - 18	July - 15	6,107.26	3,428.54	0.00	3,428.54	Used	1 Series	Commercial	
152	Apr - 18	June - 16	18,768.60	11,558.28	11,558.28	0.00	Used	X3 Series	Private	
153	Apr - 18	Mar - 16	80,178.42	70,803.43	41,713.51	29,089.92	New	7 Series	Commercial	
154	Apr - 18	July - 14	10,959.08	2,351.34	0.00	2,351.34	Used	1 Series	Private	
155	Apr - 18	May - 16	20,723.15	18,689.85	14,264.75	4,425.10	Used	2 Series	Commercial	
156	Apr - 18	Jan - 15	18,242.20	13,509.89	9,782.00	3,727.89	New	1 Series	Private	
157	Apr - 18	Jan - 16	21,583.36	18,070.34	10,187.10	7,883.24	Used	3 Series	Commercial	
158	Apr - 18	Apr - 16	32,543.67	29,044.23	19,236.53	9,807.70	Used	X5 Series	Commercial	
159	Apr - 18	Mar - 15	23,901.58	20,637.10	11,715.57	8,921.53	New	X1 Series	Commercial	
160	Apr - 18	Feb - 16	46,456.95	39,346.73	39,346.73	0.00	New	4 Series	Commercial	
161	May - 18	Feb - 15	12,276.37	5,554.73	5,554.73	0.00	New	1 Series	Private	
162	May - 18	Dec - 14	20,549.80	18,010.45	10,163.00	7,847.45	New	3 Series	Private	
163	May - 18	June - 16	38,697.21	32,323.82	20,691.30	11,632.52	Used	X5 Series	Commercial	
164	May - 18	Apr - 15	15,376.17	13,453.33	0.00	13,453.33	Used	1 Series	Private	
165	May - 18	Mar - 14	13,322.30	9,037.93	7,759.16	1,278.77	Used	3 Series	Commercial	

Compartment German Auto Loans 5

Monthly Investor Report



Reporting Date	June 11, 2018		
Payment Date	June 20, 2018		
Period No	20		
Monthly Period	May 31, 2018		
Interest Period	From	May 22, 2018	to June 20, 2018 = 29 days

9. Defaulted Amount & Recovery Amount - Loan Level Data*

	Month / Year of Default	Month / Year of Loan Origination	Principal Balance (Initial in EUR)	Principal Balance of Loan at Default (in EUR)	Recovery Total (in EUR)	Principal Balance End of Period (in EUR)	Object Type (new / used)	Vehicle Series	Customer Type (private / commercial)	Out of Deal (Month / Year)
166	May - 18	Oct - 14	54,310.98	2,596.80	510.78	2,086.02	New	5 Series	Commercial	
167	May - 18	June - 16	27,549.41	23,776.89	13,380.38	10,396.51	New	MINI	Commercial	
168	May - 18	May - 16	59,688.58	47,690.97	23,899.75	23,791.22	New	4 Series	Commercial	
169	May - 18	Apr - 16	14,054.62	11,808.13	6,806.72	5,001.41	Used	1 Series	Commercial	
170	May - 18	Jan - 16	53,184.54	45,374.16	21,402.81	23,971.35	Used	X4 Series	Commercial	
171	May - 18	Mar - 15	27,069.70	21,663.72	14,640.88	7,022.84	New	5 Series	Commercial	
172	Mar - 17	June - 15	11,477.74	253.15	105.96	147.19	Used	X3 Series	Commercial	Mar - 17
173	Jan - 17	May - 14	15,875.79	15,875.79	14,998.26	877.53	Used	X6 Series	Commercial	May - 17
174	Feb - 17	Feb - 15	19,461.42	19,461.42	9,864.56	9,596.86	Used	5 Series	Commercial	May - 17
175	Mar - 17	Feb - 14	2,986.84	2,638.57	1,385.76	1,252.81	Used	Non BMW Group (incl. Motorcycles)	Commercial	May - 17
176	Mar - 17	June - 16	20,796.00	20,323.47	5,765.29	14,558.18	Used	3 Series	Private	May - 17
177	Mar - 17	June - 16	9,620.04	9,509.16	6,905.72	2,603.44	Used	1 Series	Commercial	May - 17
178	Mar - 17	June - 15	78,120.15	76,221.90	33,955.65	42,266.25	New	7 Series	Commercial	June - 17
179	Mar - 17	May - 16	34,482.06	33,887.95	32,501.03	1,468.77	Used	5 Series	Private	June - 17
180	Mar - 17	Feb - 14	19,225.53	18,377.08	12,637.86	5,739.22	New	3 Series	Private	June - 17
181	Mar - 17	Apr - 15	22,146.23	21,646.23	19,986.08	1,660.15	Used	7 Series	Commercial	June - 17
182	June - 17	Feb - 15	18,007.15	18,007.15	4,964.94	13,042.21	Used	Non BMW Group (incl. Motorcycles)	Commercial	July - 17
183	Apr - 17	Apr - 16	34,584.26	33,045.47	22,006.95	11,131.17	Used	X1 Series	Private	Aug - 17
184	May - 17	Aug - 13	8,075.14	7,876.18	5,326.03	2,550.15	Used	1 Series	Private	Aug - 17
185	May - 17	Sept - 14	16,038.63	15,844.57	6,293.72	9,550.85	Used	1 Series	Private	Aug - 17
186	May - 17	May - 14	19,500.30	18,567.07	8,514.93	10,052.14	New	MINI	Commercial	Aug - 17
187	Aug - 17	Feb - 14	28,100.80	3,457.52	1,940.45	1,517.07	New	X1 Series	Commercial	Aug - 17
188	Aug - 17	Sept - 15	5,565.68	4,453.12	1,644.27	2,808.85	Used	5 Series	Commercial	Aug - 17
189	June - 17	Apr - 15	6,051.40	5,305.26	4,364.99	940.27	Used	3 Series	Private	Sept - 17
190	June - 17	June - 16	6,514.20	5,797.50	4,132.83	1,664.67	Used	5 Series	Commercial	Sept - 17
191	June - 17	June - 16	45,409.17	43,639.09	39,071.05	4,568.04	Used	X5 Series	Commercial	Sept - 17
192	June - 17	Mar - 15	7,355.16	6,363.22	5,661.36	701.86	Used	MINI	Commercial	Sept - 17
193	Sept - 17	June - 13	10,565.35	6,437.99	1,092.97	5,345.02	Used	3 Series	Private	Sept - 17
194	July - 17	Jan - 15	36,337.14	33,642.50	26,541.52	7,100.98	Used	X6 Series	Commercial	Oct - 17
195	July - 17	Aug - 14	11,432.49	10,970.07	8,952.54	2,017.53	Used	1 Series	Private	Oct - 17
196	July - 17	June - 16	32,057.68	30,926.11	22,553.95	8,372.16	Used	5 Series	Commercial	Oct - 17
197	July - 17	June - 14	23,857.46	22,798.66	20,988.39	1,810.27	New	2 Series	Private	Oct - 17
198	Oct - 17	Dec - 12	31,716.86	5,241.02	1,066.04	4,174.98	Used	5 Series	Commercial	Oct - 17

Compartment German Auto Loans 5

Monthly Investor Report



Reporting Date	June 11, 2018		
Payment Date	June 20, 2018		
Period No	20		
Monthly Period	May 31, 2018		
Interest Period	From	May 22, 2018	to June 20, 2018 = 29 days

9. Defaulted Amount & Recovery Amount - Loan Level Data*

	Month / Year of Default	Month / Year of Loan Origination	Principal Balance (Initial in EUR)	Principal Balance of Loan at Default (in EUR)	Recovery Total (in EUR)	Principal Balance End of Period (in EUR)	Object Type (new / used)	Vehicle Series	Customer Type (private / commercial)	Out of Deal (Month / Year)
199	Aug - 17	Feb - 16	9,744.09	8,876.56	6,511.18	2,365.38	Used	Non BMW Group (incl. Motorcycles)	Private	Nov - 17
200	Aug - 17	July - 15	24,347.95	23,104.32	21,119.95	1,984.37	New	MINI	Commercial	Nov - 17
201	Aug - 17	May - 16	26,192.98	24,952.67	20,153.87	4,798.80	New	2 Series	Commercial	Nov - 17
202	Aug - 17	Apr - 16	5,463.91	4,720.01	3,062.42	1,657.59	Used	Non BMW Group (incl. Motorcycles)	Commercial	Nov - 17
203	Aug - 17	Mar - 16	45,113.29	42,738.69	33,461.98	9,276.71	Used	5 Series	Private	Nov - 17
204	Aug - 17	Feb - 16	42,113.63	40,302.52	30,798.34	9,629.79	New	3 Series	Private	Nov - 17
205	Aug - 17	Aug - 15	48,249.44	45,035.94	29,691.05	15,344.89	Used	X6 Series	Commercial	Nov - 17
206	Sept - 17	Feb - 16	20,247.77	17,808.67	13,361.76	4,446.91	Used	X5 Series	Commercial	Nov - 17
207	Nov - 17	Nov - 14	27,560.01	247.88	30.40	217.48	New	MINI	Private	Nov - 17
208	Sept - 17	May - 14	29,521.04	27,670.66	19,834.14	7,836.52	New	5 Series	Commercial	Dec - 17
209	Sept - 17	Jan - 16	13,087.92	11,994.43	10,290.61	1,703.82	New	Other BMW Group	Commercial	Dec - 17
210	Dec - 17	June - 14	17,681.36	2,325.59	735.91	1,589.68	New	MINI	Commercial	Dec - 17
211	Sept - 17	Jan - 15	14,067.97	11,753.08	10,676.73	1,076.35	Used	5 Series	Commercial	Jan - 18
212	Oct - 17	Aug - 14	10,800.18	8,596.26	5,824.34	2,771.92	Used	X3 Series	Commercial	Jan - 18
213	Oct - 17	May - 15	25,171.60	23,691.11	14,753.08	8,938.03	New	MINI	Private	Jan - 18
214	Oct - 17	Feb - 16	25,784.58	23,069.68	14,483.17	8,586.51	Used	5 Series	Commercial	Jan - 18
215	Oct - 17	July - 14	9,242.28	8,014.92	4,112.85	3,902.07	Used	1 Series	Private	Jan - 18
216	Nov - 17	Aug - 14	14,873.78	13,492.98	11,003.73	2,489.25	Used	X1 Series	Private	Jan - 18
217	Nov - 17	Mar - 15	18,159.26	17,785.02	11,118.83	6,666.19	New	MINI	Private	Jan - 18
218	Nov - 17	Nov - 15	22,683.72	20,803.26	13,055.48	7,747.78	New	1 Series	Commercial	Feb - 18
219	Nov - 17	Sept - 15	15,863.34	13,615.99	11,190.21	2,425.78	Used	1 Series	Private	Feb - 18
220	Nov - 17	Oct - 15	44,733.24	40,381.09	25,577.89	14,803.20	New	5 Series	Commercial	Feb - 18
221	Nov - 17	May - 15	17,363.08	16,494.34	16,369.61	124.73	Used	3 Series	Private	Feb - 18
222	Dec - 17	Sept - 15	19,652.27	16,908.97	10,227.58	6,681.39	Used	X1 Series	Commercial	Mar - 18
223	Dec - 17	Apr - 16	42,530.43	36,498.11	26,127.13	10,370.98	New	4 Series	Commercial	Mar - 18
224	Dec - 17	June - 14	27,651.96	23,693.29	13,972.10	9,721.19	Used	5 Series	Private	Mar - 18
225	Dec - 17	Mar - 16	48,918.53	42,868.97	28,793.08	14,075.89	Used	6 Series	Commercial	Mar - 18
226	Jan - 18	June - 16	38,486.40	33,698.46	17,556.76	16,141.70	New	3 Series	Commercial	Apr - 18
227	Jan - 18	June - 16	24,834.16	22,069.00	15,821.35	6,247.65	Used	MINI	Private	Apr - 18
228	Jan - 18	May - 16	7,117.64	6,504.06	5,804.51	699.55	Used	Other BMW Group	Private	Apr - 18
229	Jan - 18	Dec - 15	24,572.88	21,020.68	15,343.08	5,677.60	Used	5 Series	Commercial	Apr - 18
230	Jan - 18	Sept - 13	17,022.49	14,523.74	10,547.76	3,975.98	New	MINI	Private	Apr - 18
231	Feb - 18	Jan - 16	40,691.74	37,619.53	23,861.95	13,757.58	New	4 Series	Commercial	Apr - 18

Compartment German Auto Loans 5

Monthly Investor Report



Reporting Date	June 11, 2018		
Payment Date	June 20, 2018		
Period No	20		
Monthly Period	May 31, 2018		
Interest Period	From	May 22, 2018	to June 20, 2018 = 29 days

9. Defaulted Amount & Recovery Amount - Loan Level Data*

	Month / Year of Default	Month / Year of Loan Origination	Principal Balance (Initial in EUR)	Principal Balance of Loan at Default (in EUR)	Recovery Total (in EUR)	Principal Balance End of Period (in EUR)	Object Type (new / used)	Vehicle Series	Customer Type (private / commercial)	Out of Deal (Month / Year)
232	Aug - 17	June - 13	13,622.63	11,947.72	9,516.05	2,431.67	New	1 Series	Commercial	May - 18
233	Feb - 18	May - 16	30,156.58	25,187.72	17,558.56	7,629.16	Used	5 Series	Commercial	May - 18
234	Feb - 18	Aug - 15	20,916.38	18,657.31	14,089.46	4,567.85	Used	5 Series	Private	May - 18
235	Feb - 18	Dec - 14	9,960.07	8,690.83	7,171.97	1,518.86	New	Non BMW Group (incl. Motorcycles)	Commercial	May - 18
236	Feb - 18	Feb - 16	10,109.11	9,132.11	8,592.12	539.99	Used	1 Series	Private	May - 18
237	Mar - 18	Dec - 14	33,583.98	27,774.90	17,298.49	10,476.41	New	2 Series	Commercial	May - 18
238	Mar - 18	May - 14	23,058.17	18,543.92	12,828.77	5,715.15	Used	5 Series	Private	May - 18
239	May - 18	July - 15	26,595.82	8,887.58	1,794.66	7,092.92	Used	3 Series	Private	May - 18
240	May - 18	May - 16	51,323.25	67.20	63.85	3.35	New	4 Series	Commercial	May - 18

*Applicable only if loans have defaulted. Does not include defaulted amounts less than 10 EUR.

Compartment German Auto Loans 5

Monthly Investor Report



Reporting Date	June 11, 2018		
Payment Date	June 20, 2018		
Period No	20		
Monthly Period	May 31, 2018		
Interest Period	From	May 22, 2018	to June 20, 2018 = 29 days

10. Outstanding note balance

1. Note balance	All Notes	Class A	Class B	
Initial note information for Class				
ISIN code		XS1484801763	XS1484802142	
Currency		EUR	EUR	
Legal final maturity		Oct 2023	Oct 2023	
Rating (Fitch / Moody's / S&P/DBRS)		AAA/Aaa/N/A/N/A	N/A/N/A/N/A/N/A	
Initial notes aggregate principal outstanding balance in EUR	1,075,300,000.00	1,000,000,000.00	75,300,000.00	
Nominal amount per note in EUR		100,000.00	100,000.00	
Initial number of notes per class in EUR		10,000	753	
Current Note Information				
Notes aggregate principal outstanding balance in EUR - BoP	483,744,026.86	408,444,026.86	75,300,000.00	
Available distribution amount in EUR	32,834,518.23			
Redemption per class in EUR		27,384,356.55	0,00	
Redemption per note in EUR		2,738.44	0.00	
Notes aggregate principal outstanding balance in EUR - EoP	456,359,670.31	381,059,670.31	75,300,000.00	
Current pool factor		0.38	1.00	
2. Payments to investor per note		Class A	Class B	
Interest Type		Floating Rate	Fixed Rate	
Reference Rate		1M_EURIBOR	NONE	
Actual Interest Rate		-0.371%	NONE	
Spread		0.400%	NONE	
Coupon		0.029%	1.000%	
Day count fraction		Actual/360	Actual/360	
Interest days		29 days	29 days	
Principal outstanding per note in EUR - BoP		40,844.40	100,000.00	
Principal repayment per note in EUR		2,738.44	0.00	
Principal outstanding per note in EUR - EoP		38,105.97	100,000.00	
Interest payment per Note in EUR		0.95	80.56	
3. Credit enhancement	Initial Period (in EUR)	Initial CE (in %)	Current Period (in EUR)	Current CE (in %)
Class A	1,000,000,000.00	7.50	381,059,670.31	24.62
Class B	75,300,000.00	0.50	75,300,000.00	9.51
Cash Reserve (+ Overcollateralisation)	5,379,959.75	0.00	47,413,332.86	0.00

"In its capacity as originator and lender, BMW Bank GmbH complies with the retention requirement of a material net economic interest in accordance with Art. 405 CRR. A minimum of 5.0% of the net economic interest will be retained throughout the life of the transaction in form of retention of the Class B Notes and the Subordinated Loan."

Compartment German Auto Loans 5

Monthly Investor Report



Reporting Date	June 11, 2018
Payment Date	June 20, 2018
Period No	20
Monthly Period	May 31, 2018
Interest Period	From May 22, 2018 to June 20, 2018 = 29 days

10. Outstanding note balance

4. Clean-Up Call Option

If the aggregate outstanding principal balance has been reduced to less than 10% of the aggregate outstanding principal balance at the Issue Date, the seller will have the option under the receivables purchase Agreement to acquire all outstanding purchased receivables.

Aggregate outstanding principal balance at end of period (in EUR)	498,393,003.17
Clean-Up option exercisable	No

Compartment German Auto Loans 5

Monthly Investor Report



Reporting Date	June 11, 2018			
Payment Date	June 20, 2018			
Period No	20			
Monthly Period	May 31, 2018			
Interest Period	From	May 22, 2018	to	June 20, 2018 = 29 days

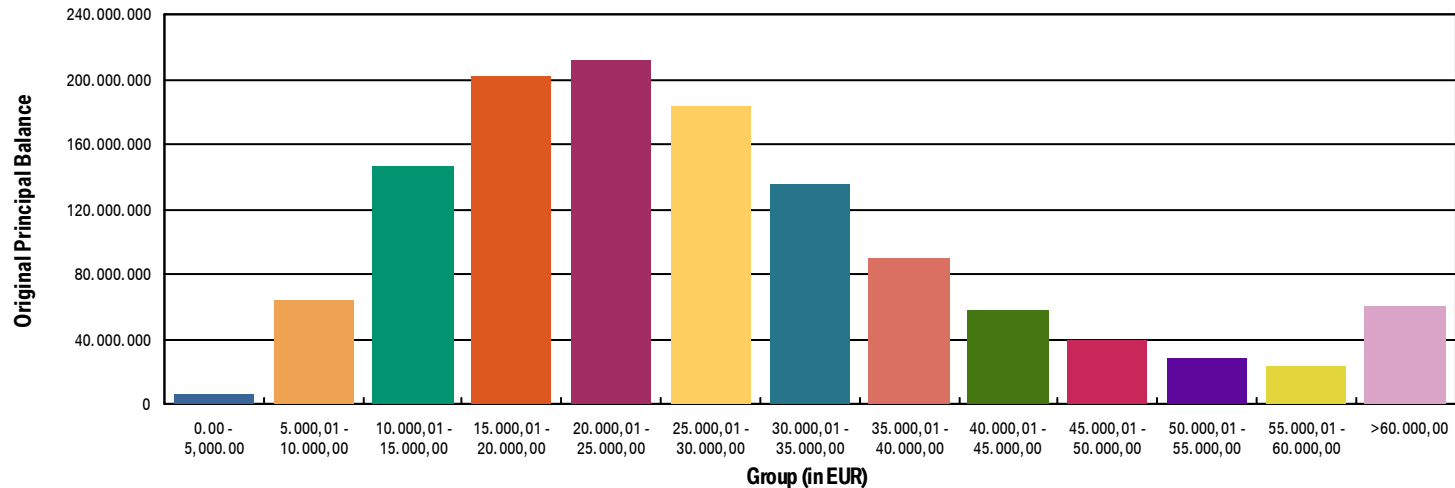
11. Original Principal Balance

Initial Portfolio as of origination of contract

Group (in EUR) (by Original Principal Balance)	Original principal balance (in EUR)	Original Principal Balance (in % of total)	Number of Contracts	Number of Contracts (in % of total)
0.00 - 5,000.00	6,992,674.68	0.56	1,862	3.10
5.000,01 - 10.000,00	64,956,645.53	5.18	8,288	13.79
10.000,01 - 15.000,00	146,836,978.81	11.70	11,642	19.37
15.000,01 - 20.000,00	202,190,645.60	16.11	11,518	19.16
20.000,01 - 25.000,00	212,735,086.38	16.95	9,471	15.76
25.000,01 - 30.000,00	183,995,892.42	14.66	6,707	11.16
30.000,01 - 35.000,00	136,384,047.80	10.87	4,213	7.01
35.000,01 - 40.000,00	90,221,057.97	7.19	2,416	4.02
40.000,01 - 45.000,00	58,755,377.74	4.68	1,385	2.30
45.000,01 - 50.000,00	39,632,006.73	3.16	838	1.39
50.000,01 - 55.000,00	28,130,280.93	2.24	537	0.89
55.000,01 - 60.000,00	23,199,116.97	1.85	403	0.67
> 60.000,00	60,851,137.78	4.85	831	1.38
Total	1,254,880,949.34	100.00	60,111	100.00

Average:	20,876.06
Min:	1,049.00
Max:	200,000.00

11a. Original Principal Balance (graph)



Compartment German Auto Loans 5

Monthly Investor Report



Reporting Date	June 11, 2018			
Payment Date	June 20, 2018			
Period No	20			
Monthly Period	May 31, 2018			
Interest Period	From	May 22, 2018	to	June 20, 2018 = 29 days

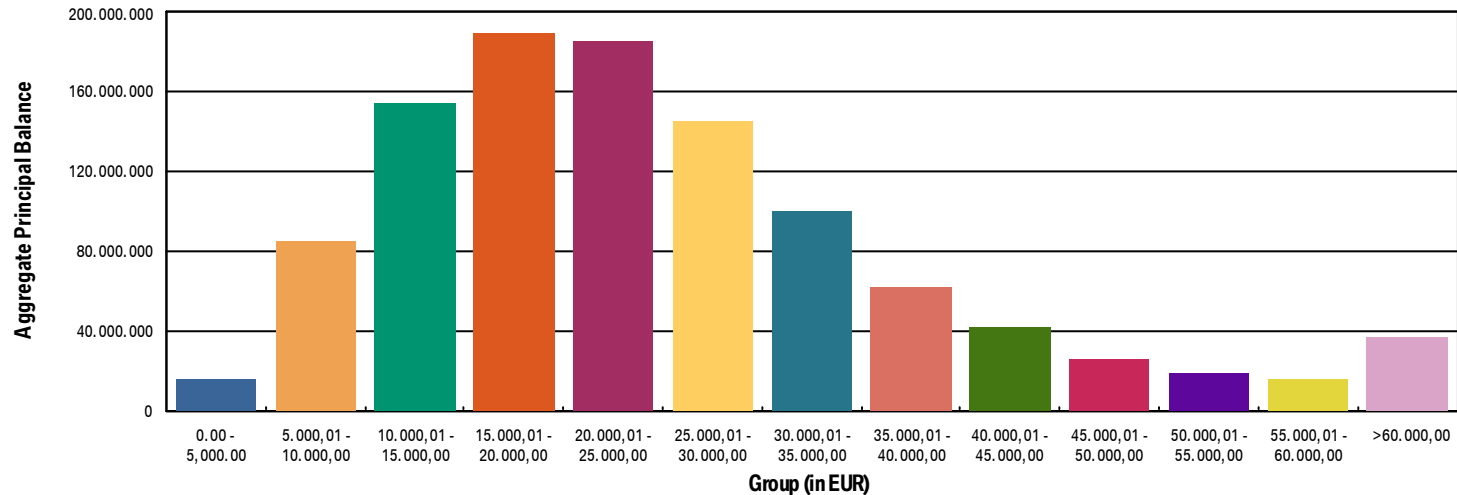
12. Aggregate Principal Balance

Initial Portfolio

Group (in EUR)	Aggregate Principal Balance (in EUR)	Aggregate Principal Balance (in % of total)	Number of Contracts	Number of Contracts (in % of total)
0.00 - 5,000.00	15,637,512.29	1.45	4,757	7.91
5.000,01 - 10.000,00	85,191,764.85	7.92	11,180	18.60
10.000,01 - 15.000,00	154,031,838.67	14.32	12,297	20.46
15.000,01 - 20.000,00	189,394,122.78	17.61	10,861	18.07
20.000,01 - 25.000,00	184,904,410.27	17.20	8,271	13.76
25.000,01 - 30.000,00	144,739,496.87	13.46	5,298	8.81
30.000,01 - 35.000,00	99,646,407.14	9.27	3,090	5.14
35.000,01 - 40.000,00	62,264,067.48	5.79	1,673	2.78
40.000,01 - 45.000,00	41,722,773.82	3.88	988	1.64
45.000,01 - 50.000,00	26,196,826.38	2.44	553	0.92
50.000,01 - 55.000,00	18,897,999.72	1.76	361	0.60
55.000,01 - 60.000,00	15,417,215.78	1.43	269	0.45
> 60.000,00	37,255,523.70	3.46	513	0.85
Total	1,075,299,959.75	100.00	60,111	100.00

Average:	17,888.57
Min:	197.27
Max:	187,245.56

12a. Aggregate Principal Balance (graph)



Compartment German Auto Loans 5

Monthly Investor Report



Reporting Date	June 11, 2018			
Payment Date	June 20, 2018			
Period No	20			
Monthly Period	May 31, 2018			
Interest Period	From	May 22, 2018	to	June 20, 2018 = 29 days

13. Aggregate Outstanding Principal Balance

Portfolio as of: May 31, 2018

Group (in EUR)	Aggregate Outstanding Principal Balance (in EUR)	Aggregate Outstanding Principal Balance (in % of total)	Number of Contracts	Number of Contracts (in % of total)
0.00 - 5,000.00	11,970,326.01	2.40	8,006	21.54
5.000,01 - 10.000,00	55,425,857.79	11.12	7,337	19.74
10.000,01 - 15.000,00	92,743,885.17	18.61	7,444	20.03
15.000,01 - 20.000,00	106,460,695.25	21.36	6,119	16.47
20.000,01 - 25.000,00	89,391,814.81	17.94	4,018	10.81
25.000,01 - 30.000,00	54,560,341.38	10.95	2,013	5.42
30.000,01 - 35.000,00	31,553,742.30	6.33	981	2.64
35.000,01 - 40.000,00	17,837,477.81	3.58	479	1.29
40.000,01 - 45.000,00	12,341,559.45	2.48	291	0.78
45.000,01 - 50.000,00	8,071,126.80	1.62	170	0.46
50.000,01 - 55.000,00	7,314,493.40	1.47	140	0.38
55.000,01 - 60.000,00	3,933,743.66	0.79	69	0.19
> 60.000,00	6,787,939.34	1.36	95	0.26
Total	498,393,003.17	100.00	37,162	100.00

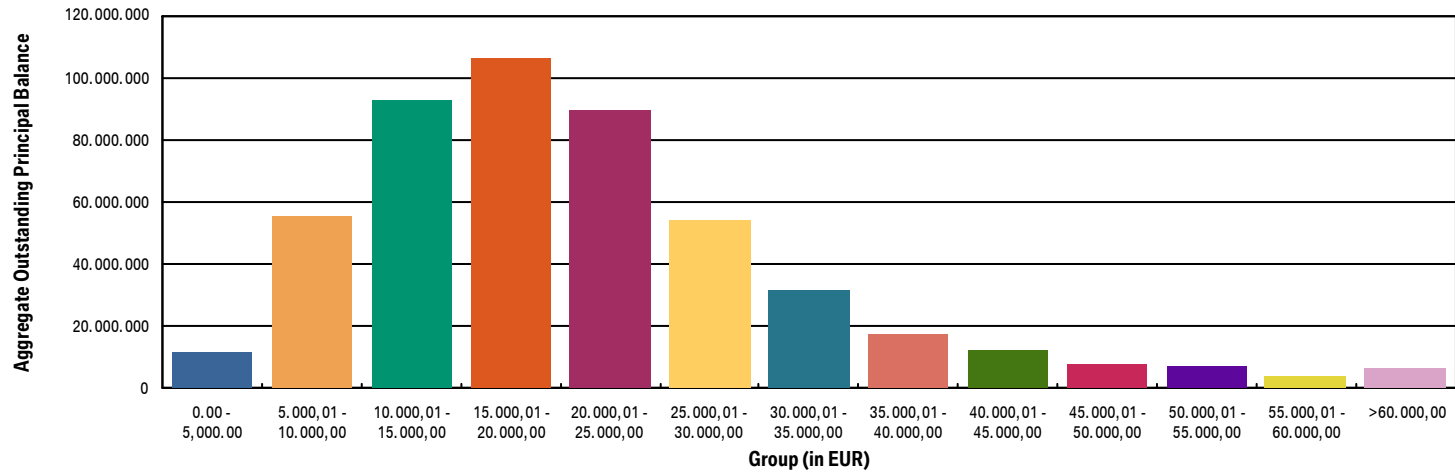
WA:	13,411.36
Min:	0.00
Max:	135,973.00

Compartment German Auto Loans 5
Monthly Investor Report



Reporting Date	June 11, 2018		
Payment Date	June 20, 2018		
Period No	20		
Monthly Period	May 31, 2018		
Interest Period	From	May 22, 2018	to June 20, 2018 = 29 days

13a. Aggregate Outstanding Principal Balance (graph)



Compartment German Auto Loans 5

Monthly Investor Report



Reporting Date	June 11, 2018				
Payment Date	June 20, 2018				
Period No	20				
Monthly Period	May 31, 2018				
Interest Period	From	May 22, 2018	to	June 20, 2018	= 29 days

14. Down Payments

Portfolio as of: May 31, 2018

Down Payment	Aggregate Outstanding Principal Balance (in EUR)	Aggregate Outstanding Principal Balance (in % of total)	Number of Contracts	Number of Contracts (in % of total)	Down Payment/ Purchase Price (in %)
No Down Payment	122,453,414.76	24.57	9,671	26.02	0.00
<=1000	10,674,111.37	2.14	969	2.61	4.43
1.000,01 - 2.000,00	25,064,790.61	5.03	2,173	5.85	8.70
2.000,01 - 3.000,00	32,705,059.16	6.56	2,812	7.57	12.51
3.000,01 - 4.000,00	28,387,181.39	5.70	2,429	6.54	16.19
4.000,01 - 5.000,00	48,801,609.97	9.79	3,708	9.98	18.22
5.000,01 - 6.000,00	28,499,325.28	5.72	2,094	5.63	20.24
6.000,01 - 7.000,00	25,306,462.30	5.08	1,819	4.89	22.44
7.000,01 - 8.000,00	24,673,091.69	4.95	1,741	4.68	24.24
8.000,01 - 9.000,00	14,375,336.85	2.88	969	2.61	25.24
9.000,01 - 10.000,00	41,171,931.91	8.26	2,652	7.14	26.84
10.000,01 - 11.000,00	9,028,246.18	1.81	569	1.53	26.80
11.000,01 - 12.000,00	12,349,623.98	2.48	793	2.13	29.28
12.000,01 - 13.000,00	8,933,713.30	1.79	558	1.50	30.05
13.000,01 - 14.000,00	6,664,352.11	1.34	424	1.14	31.70
14.000,01 - 15.000,00	16,309,759.10	3.27	1,043	2.81	33.97
> 15.000,00	42,994,993.21	8.63	2,738	7.37	40.30
Total	498,393,003.17	100.00	37,162	100.00	17.26

Minimum Down Payment:	19.18
Maximum Down Payment:	90,111.72
Average Down Payment:	5,850.77
Average Down Payment (customers that made a Down Payment):	7,908.99

Compartment German Auto Loans 5

Monthly Investor Report



Reporting Date	June 11, 2018			
Payment Date	June 20, 2018			
Period No	20			
Monthly Period	May 31, 2018			
Interest Period	From	May 22, 2018	to	June 20, 2018 = 29 days

15. Borrower Concentration

Portfolio as of: May 31, 2018

Borrower (Top 20)	Aggregate Outstanding Principal Balance (in EUR)	Aggregate Outstanding Principal Balance (in % of total)	Number of Contracts	Number of Contracts (in % of total)
1	325,267.02	0.07	17	0.05
2	198,053.20	0.04	4	0.01
3	190,525.09	0.04	4	0.01
4	165,104.88	0.03	2	0.01
5	139,771.47	0.03	4	0.01
6	135,973.00	0.03	1	0.00
7	119,159.90	0.02	6	0.02
8	118,350.46	0.02	1	0.00
9	117,505.00	0.02	3	0.01
10	111,449.53	0.02	1	0.00
11	111,194.37	0.02	1	0.00
12	109,138.78	0.02	3	0.01
13	108,733.74	0.02	1	0.00
14	108,339.77	0.02	1	0.00
15	108,269.26	0.02	3	0.01
16	106,541.89	0.02	7	0.02
17	99,851.24	0.02	2	0.01
18	94,889.94	0.02	2	0.01
19	94,662.78	0.02	1	0.00
20	93,360.17	0.02	1	0.00
Total	2,656,141.49	0.53	65	0.17
Total Portfolio Balance	498,393,003.17			

Compartment German Auto Loans 5

Monthly Investor Report



Reporting Date	June 11, 2018			
Payment Date	June 20, 2018			
Period No	20			
Monthly Period	May 31, 2018			
Interest Period	From	May 22, 2018	to	June 20, 2018 = 29 days

16. Geographical Distribution

Initial Portfolio

Post code area	Aggregate Principal Balance (in EUR)	Aggregate Principal Balance (in % of total)	Number of Contracts	Number of contracts (in % of total)
post code area 0	62,617,569.26	5.82	3,345	5.56
post code area 1	64,724,058.05	6.02	3,484	5.80
post code area 2	97,006,840.29	9.02	5,418	9.01
post code area 3	98,527,721.89	9.16	5,720	9.52
post code area 4	128,542,597.69	11.95	7,277	12.11
post code area 5	122,357,440.82	11.38	6,987	11.62
post code area 6	136,120,871.07	12.66	7,500	12.48
post code area 7	129,822,542.48	12.07	7,512	12.50
post code area 8	143,826,273.79	13.38	7,707	12.82
post code area 9	91,754,044.41	8.53	5,161	8.59
Total	1,075,299,959.75	100.00	60,111	100.00

Compartment German Auto Loans 5

Monthly Investor Report



Reporting Date	June 11, 2018
Payment Date	June 20, 2018
Period No	20
Monthly Period	May 31, 2018
Interest Period	From May 22, 2018 to June 20, 2018 = 29 days

16. Geographical Distribution

Portfolio as of: May 31, 2018

Post code area	Aggregate Outstanding Principal Balance (in EUR)	Aggregate Outstanding Principal Balance (in % of total)	Number of Contracts	Number of Contracts (in % of total)
post code area 0	29,488,783.49	5.92	2,091	5.63
post code area 1	30,903,834.57	6.20	2,208	5.94
post code area 2	44,078,818.35	8.84	3,280	8.83
post code area 3	46,100,481.05	9.25	3,561	9.58
post code area 4	58,036,550.89	11.64	4,423	11.90
post code area 5	57,478,064.14	11.53	4,312	11.60
post code area 6	63,286,780.37	12.70	4,705	12.66
post code area 7	60,551,998.54	12.15	4,680	12.59
post code area 8	66,706,255.02	13.38	4,737	12.75
post code area 9	41,491,734.23	8.33	3,137	8.44
post code area Others	269,702.52	0.05	28	0.08
Total	498,393,003.17	100.00	37,162	100.00

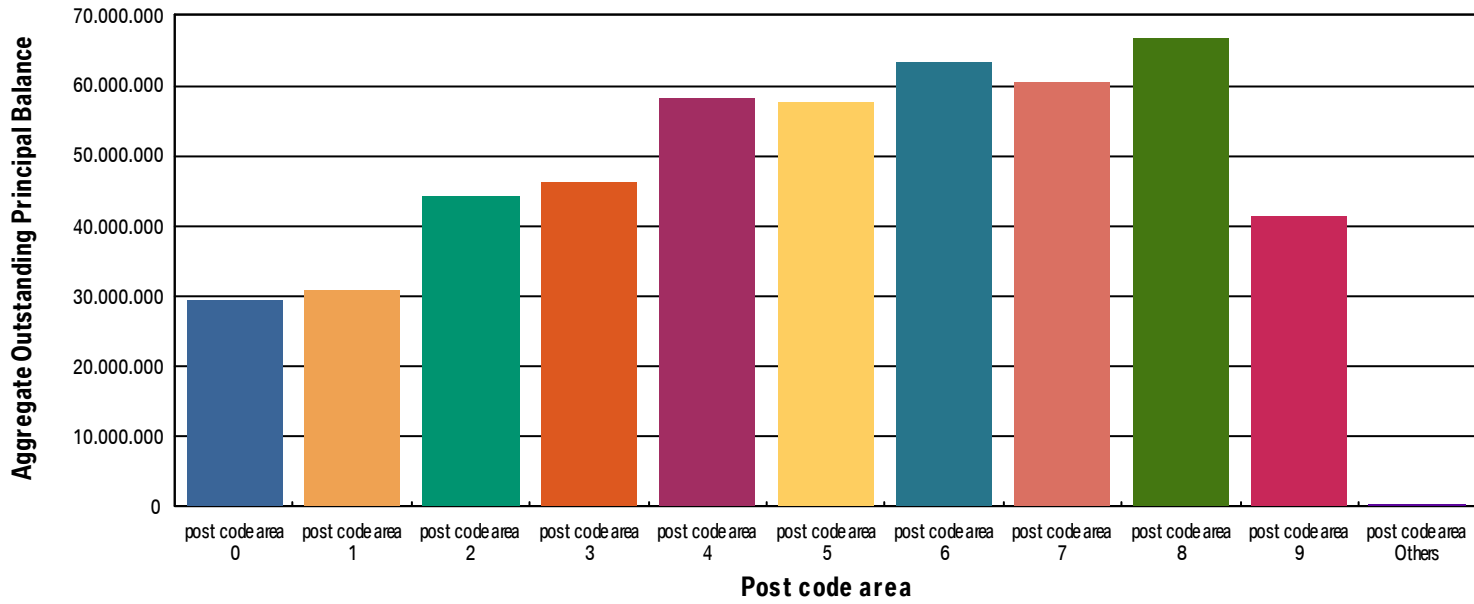
Compartment German Auto Loans 5

Monthly Investor Report



Reporting Date	June 11, 2018			
Payment Date	June 20, 2018			
Period No	20			
Monthly Period	May 31, 2018			
Interest Period	From	May 22, 2018	to	June 20, 2018 = 29 days

16a. Geographical Distribution (graph)



Compartment German Auto Loans 5

Monthly Investor Report



Reporting Date	June 11, 2018			
Payment Date	June 20, 2018			
Period No	20			
Monthly Period	May 31, 2018			
Interest Period	From	May 22, 2018	to	June 20, 2018 = 29 days

17. Object Type

Initial Portfolio

Car Type	Aggregate Principal Balance (in EUR)	Aggregate Principal Balance (in % of total)	Number of Contracts	Number of Contracts (in % of total)
New	501,246,255.90	46.61	21,802	36.27
Used	574,053,703.85	53.39	38,309	63.73
Total	1,075,299,959.75	100.00	60,111	100.00

Customer Group	Aggregate Principal Balance (in EUR)	Aggregate Principal Balance (in % of total)	Number of Contracts	Number of Contracts (in % of total)
Commercial	292,082,204.46	27.16	12,141	20.20
Private Individual	783,217,755.29	72.84	47,970	79.80
Total	1,075,299,959.75	100.00	60,111	100.00

Portfolio as of: May 31, 2018

Car Type	Aggregate Outstanding Principal Balance (in EUR)	Aggregate Outstanding Principal Balance (in % of total)	Number of Contracts	Number of Contracts (in % of total)
New	240,366,525.54	48.23	13,938	37.51
Used	258,026,477.63	51.77	23,224	62.49
Total	498,393,003.17	100.00	37,162	100.00

Customer Group	Aggregate Outstanding Principal Balance (in EUR)	Aggregate Outstanding Principal Balance (in % of total)	Number of Contracts	Number of Contracts (in % of total)
Commercial	128,048,945.15	25.69	7,129	19.18
Private Individual	370,344,058.02	74.31	30,033	80.82
Total	498,393,003.17	100.00	37,162	100.00

Compartment German Auto Loans 5

Monthly Investor Report



Reporting Date	June 11, 2018			
Payment Date	June 20, 2018			
Period No	20			
Monthly Period	May 31, 2018			
Interest Period	From	May 22, 2018	to	June 20, 2018 = 29 days

18. Delinquencies

Initial Portfolio

Days past due	Aggregate Principal Balance (in EUR)	Aggregate Principal Balance (in % of total)	Number of Contracts	Number of Contracts (in % of total)
1 - 30	0.00	0.00	0	0.00
31 - 60	0.00	0.00	0	0.00
61 - 90	0.00	0.00	0	0.00
91 - 120	0.00	0.00	0	0.00
> 120	0.00	0.00	0	0.00
Total	0.00	0.00	0	0.00

Portfolio as of: May 31, 2018

Days past due	Aggregate Outstanding Principal Balance (in EUR)	Aggregate Outstanding Principal Balance (in % of total)	Number of Contracts	Number of Contracts (in % of total)
1 - 30	7,215,492.10	1.45	434	1.17
31 - 60	1,011,294.80	0.20	66	0.18
61 - 90	407,669.86	0.08	25	0.07
91 - 120	225,203.03	0.05	14	0.04
> 120	311,238.22	0.06	23	0.06
Total	9,170,898.01	1.84	562	1.51

Compartment German Auto Loans 5

Monthly Investor Report



Reporting Date	June 11, 2018				
Payment Date	June 20, 2018				
Period No	20				
Monthly Period	May 31, 2018				
Interest Period	From	May 22, 2018	to	June 20, 2018	= 29 days

18a. Delinquencies Analysis

Monthly Period	Performing (in EUR)	31-60 days past due (in EUR)	61-90 days past due (in EUR)	91-120 days past due (in EUR)	>120 days past due (in EUR)
Oct - 16	1,050,465,864.65	0.00	0.00	0.00	0.00
Nov - 16	1,023,168,246.00	73,694.72	0.00	0.00	0.00
Dec - 16	991,189,256.94	773,609.52	25,355.68	0.00	0.00
Jan - 17	960,589,390.63	716,892.79	322,067.14	25,355.68	0.00
Feb - 17	931,192,969.16	667,682.73	82,782.59	137,186.88	25,355.68
Mar - 17	896,855,587.60	940,464.94	131,588.11	7,876.18	162,542.56
Apr - 17	865,832,054.58	1,118,085.96	444,027.66	75,267.03	145,063.06
May - 17	832,607,506.57	1,061,121.62	423,641.71	307,962.49	119,869.46
June - 17	800,546,797.86	1,036,925.52	602,947.47	289,431.30	210,879.46
July - 17	769,306,387.22	1,259,034.62	545,847.32	367,084.79	309,145.59
Aug - 17	739,845,101.64	1,023,053.29	507,725.30	269,339.21	561,371.65
Sept - 17	712,293,859.88	1,146,323.49	501,842.44	277,873.93	526,390.90
Oct - 17	684,853,799.32	875,518.50	542,497.21	395,360.84	467,685.91
Nov - 17	657,686,184.62	1,155,926.74	419,283.64	248,012.34	523,206.35
Dec - 17	631,240,622.75	1,356,281.63	345,889.66	282,993.91	440,506.51
Jan - 18	604,923,287.18	960,207.97	475,008.65	199,500.54	404,017.84
Feb - 18	578,831,482.33	992,621.09	512,566.25	189,176.77	255,408.35
Mar - 18	550,863,808.86	925,722.88	445,929.54	229,389.94	258,707.73
Apr - 18	522,595,400.35	1,000,695.48	418,552.34	205,905.13	233,707.72
May - 18	496,437,597.26	1,011,294.80	407,669.86	225,203.03	311,238.22

Compartment German Auto Loans 5

Monthly Investor Report



Reporting Date	June 11, 2018			
Payment Date	June 20, 2018			
Period No	20			
Monthly Period	May 31, 2018			
Interest Period	From	May 22, 2018	to	June 20, 2018 = 29 days

19. Seasoning

Initial Portfolio

Group (in months)	Aggregate Principal Balance (in EUR)	Aggregate Principal Balance (in % of total)	Number of Contracts	Number of Contracts (in % of total)
<= 6	513,461,995.51	47.75	25,739	42.82
> 6 - <= 12	226,923,217.37	21.10	12,091	20.11
> 12 - <= 24	222,568,634.78	20.70	13,792	22.94
> 24 - <= 36	93,678,838.18	8.71	6,697	11.14
> 36 - <= 42	10,978,926.39	1.02	1,006	1.67
> 42 - <= 48	4,808,691.72	0.45	486	0.81
> 48 - <= 53	2,879,655.80	0.27	300	0.50
> 53	0.00	0.00	0	0.00
Total	1,075,299,959.75	100.00	60,111	100.00

WA Seasoning (in months):	10.84
Min (in months):	3.00
Max (in months):	53.00

Compartment German Auto Loans 5

Monthly Investor Report



Reporting Date	June 11, 2018			
Payment Date	June 20, 2018			
Period No	20			
Monthly Period	May 31, 2018			
Interest Period	From	May 22, 2018	to	June 20, 2018 = 29 days

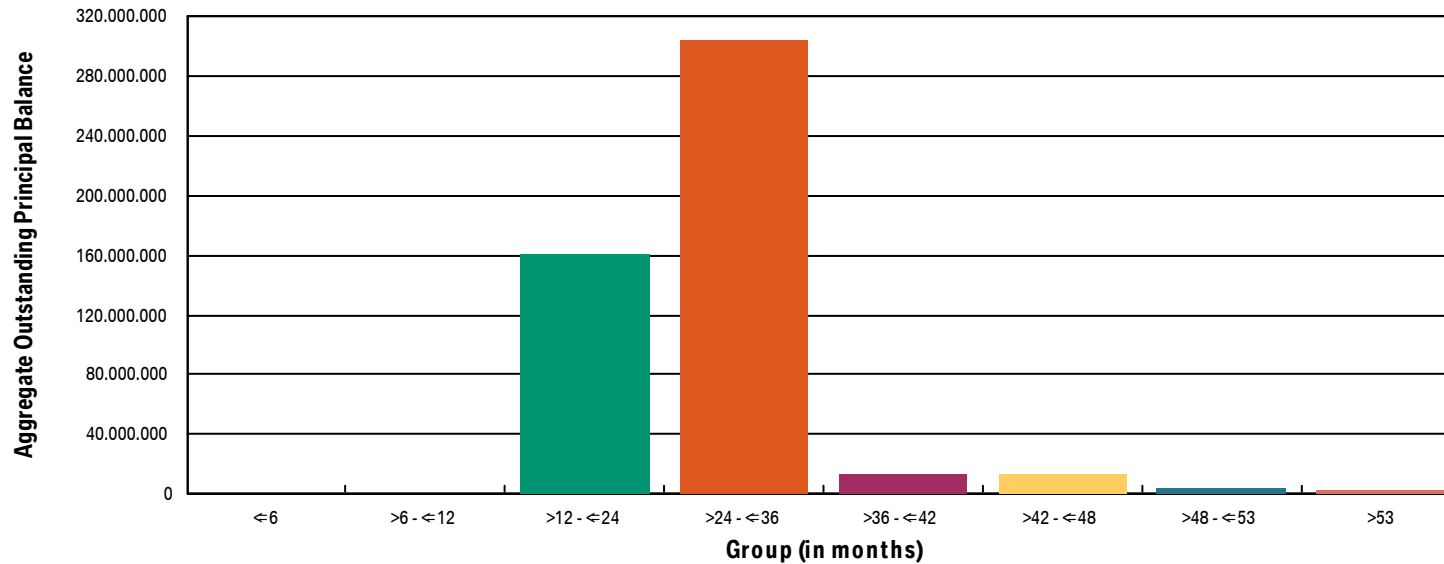
19. Seasoning

Portfolio as of: May 31, 2018

Group (in months)	Aggregate Outstanding Principal Balance (in EUR)	Aggregate Outstanding Principal Balance (in % of total)	Number of Contracts	Number of Contracts (in % of total)
<= 6	0.00	0.00	0	0.00
> 6 - <= 12	0.00	0.00	0	0.00
> 12 - <= 24	160,297,835.36	32.16	10,590	28.50
> 24 - <= 36	304,760,749.14	61.15	22,365	60.18
> 36 - <= 42	14,027,202.04	2.81	1,965	5.29
> 42 - <= 48	12,912,199.55	2.59	1,338	3.60
> 48 - <= 53	3,422,933.34	0.69	408	1.10
> 53	2,972,083.74	0.60	496	1.33
Total	498,393,003.17	100.00	37,162	100.00

WA Seasoning (in months):	27.62
Min (in months):	23.00
Max (in months):	73.00

19a. Seasoning (graph)



Compartment German Auto Loans 5

Monthly Investor Report



Reporting Date	June 11, 2018			
Payment Date	June 20, 2018			
Period No	20			
Monthly Period	May 31, 2018			
Interest Period	From	May 22, 2018	to	June 20, 2018 = 29 days

20. Remaining Term

Initial Portfolio

Group (in months)	Aggregate Principal Balance (in EUR)	Aggregate Principal Balance (in % of total)	Number of Contracts	Number of Contracts (in % of total)
<= 6	20,798,111.35	1.93	2,129	3.54
> 6 - <= 12	62,043,913.58	5.77	5,270	8.77
> 12 - <= 24	216,926,052.89	20.17	14,643	24.36
> 24 - <= 36	461,531,199.46	42.92	23,125	38.47
> 36 - <= 42	68,695,580.55	6.39	3,896	6.48
> 42 - <= 48	86,831,785.01	8.08	4,327	7.20
> 48 - <= 53	45,890,323.30	4.27	2,001	3.33
> 53	112,582,993.61	10.47	4,720	7.85
Total	1,075,299,959.75	100.00	60,111	100.00

WA Remaining Term (in months):	31.83
Min (in months):	3.00
Max (in months):	60.00

Compartment German Auto Loans 5

Monthly Investor Report



Reporting Date	June 11, 2018			
Payment Date	June 20, 2018			
Period No	20			
Monthly Period	May 31, 2018			
Interest Period	From	May 22, 2018	to	June 20, 2018 = 29 days

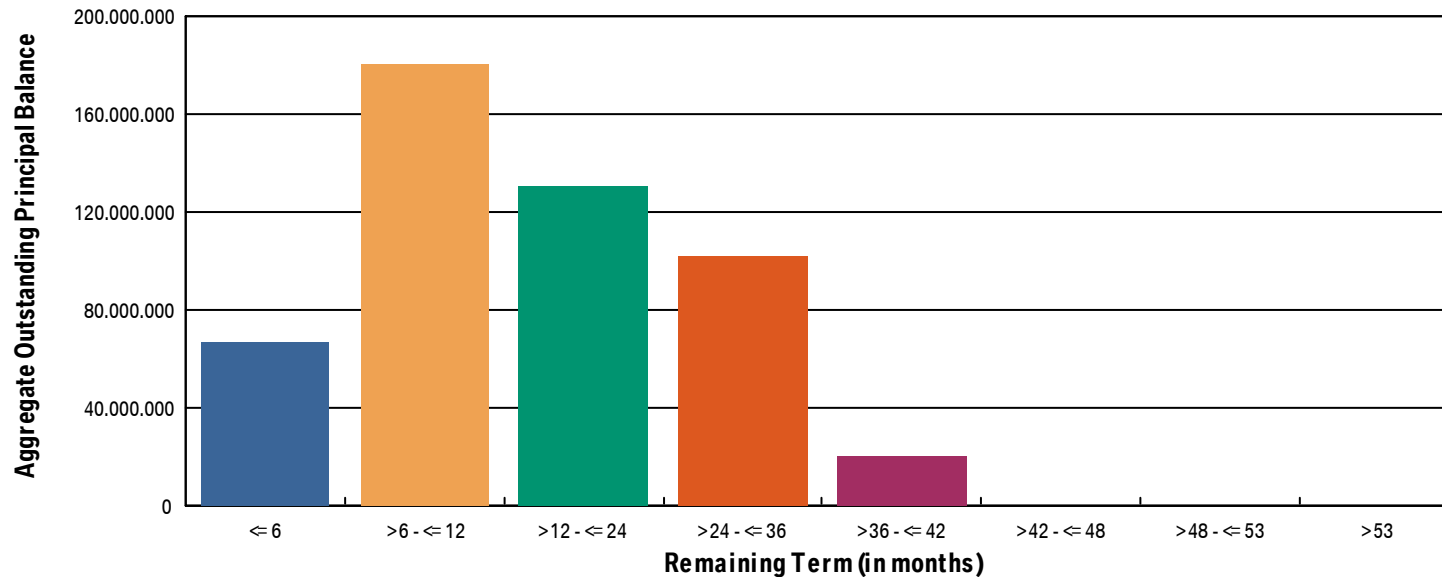
20. Remaining Term

Portfolio as of: May 31, 2018

Group (in months)	Aggregate Outstanding Principal Balance (in EUR)	Aggregate Outstanding Principal Balance (in % of total)	Number of Contracts	Number of Contracts (in % of total)
<= 6	66,344,594.96	13.31	9,696	26.09
> 6 - <= 12	180,071,480.58	36.13	11,926	32.09
> 12 - <= 24	130,555,570.94	26.20	8,829	23.76
> 24 - <= 36	101,692,357.38	20.40	5,701	15.34
> 36 - <= 42	19,728,999.31	3.96	1,010	2.72
> 42 - <= 48	0.00	0.00	0	0.00
> 48 - <= 53	0.00	0.00	0	0.00
> 53	0.00	0.00	0	0.00
Total	498,393,003.17	100.00	37,162	100.00

WA Remaining Term (in months):	16.72
Min (in months):	0.00
Max (in months):	40.00

20a. Remaining Term (graph)



Compartment German Auto Loans 5

Monthly Investor Report



Reporting Date	June 11, 2018			
Payment Date	June 20, 2018			
Period No	20			
Monthly Period	May 31, 2018			
Interest Period	From	May 22, 2018	to	June 20, 2018 = 29 days

21. Original Term

Initial Portfolio

Group (in months)	Aggregate Principal Balance (in EUR)	Aggregate Principal Balance (in % of total)	Number of Contracts	Number of Contracts (in % of total)
<= 6	0.00	0.00	0	0.00
> 6 - <= 12	755,642.02	0.07	247	0.41
> 12 - <= 24	40,304,275.47	3.75	4,425	7.36
> 24 - <= 36	623,602,005.18	57.99	33,569	55.85
> 36 - <= 42	6,532,424.98	0.61	499	0.83
> 42 - <= 48	163,854,877.82	15.24	9,826	16.35
> 48 - <= 53	877,754.24	0.08	56	0.09
> 53	239,372,980.04	22.26	11,489	19.11
Total	1,075,299,959.75	100.00	60,111	100.00

WA Original Term (in months):	42.67
Min (in months):	12.00
Max (in months):	96.00

Compartment German Auto Loans 5

Monthly Investor Report



Reporting Date	June 11, 2018			
Payment Date	June 20, 2018			
Period No	20			
Monthly Period	May 31, 2018			
Interest Period	From	May 22, 2018	to	June 20, 2018 = 29 days

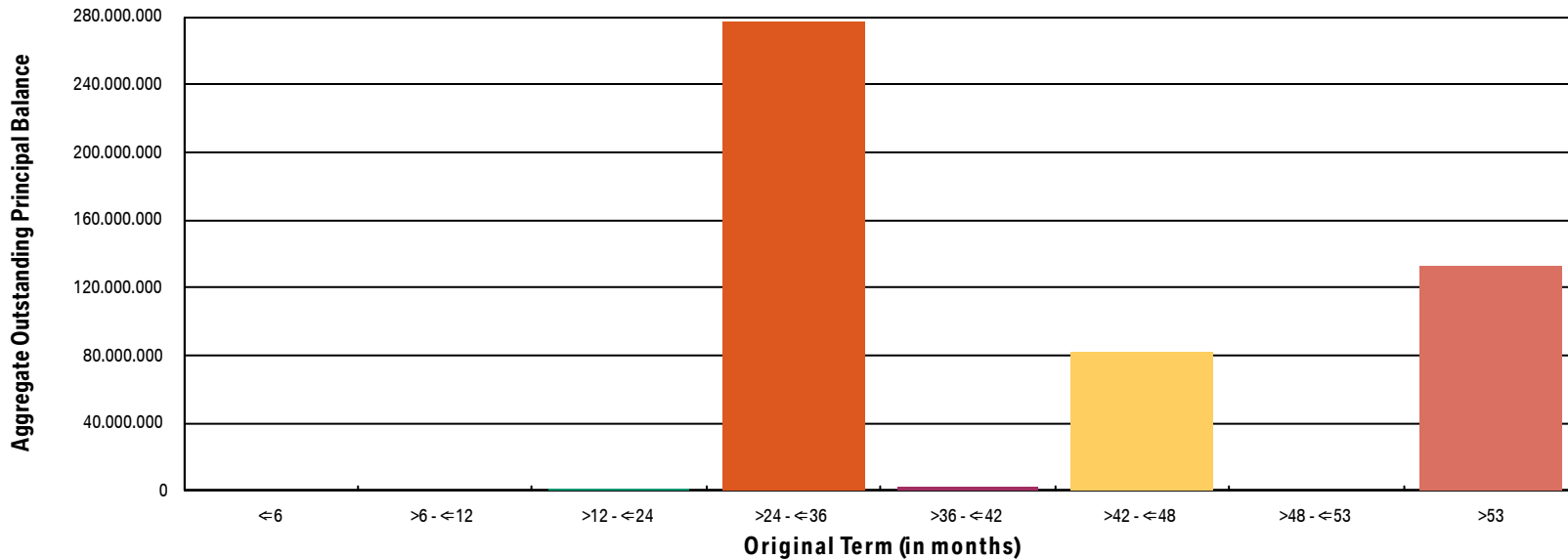
21. Original Term

Portfolio as of: May 31, 2018

Group (in months)	Aggregate Outstanding Principal Balance (in EUR)	Aggregate Outstanding Principal Balance (in % of total)	Number of Contracts	Number of Contracts (in % of total)
<= 6	0.00	0.00	0	0.00
> 6 - <= 12	0.00	0.00	0	0.00
> 12 - <= 24	2,056,701.08	0.41	1,313	3.53
> 24 - <= 36	277,360,372.28	55.65	20,388	54.86
> 36 - <= 42	2,689,962.47	0.54	305	0.82
> 42 - <= 48	82,714,355.47	16.60	6,736	18.13
> 48 - <= 53	363,519.47	0.07	35	0.09
> 53	133,208,092.40	26.73	8,385	22.56
Total	498,393,003.17	100.00	37,162	100.00

WA Original Term (in months):	44.35
Min (in months):	18.00
Max (in months):	96.00

21a. Original Term (graph)



Compartment German Auto Loans 5

Monthly Investor Report



Reporting Date	June 11, 2018			
Payment Date	June 20, 2018			
Period No	20			
Monthly Period	May 31, 2018			
Interest Period	From	May 22, 2018	to	June 20, 2018 = 29 days

22. Vehicle Class

Initial Portfolio

Group	Aggregate Principal Balance (in EUR)	Aggregate Principal Balance (in % of total)	Number of Contracts	Number of Contracts (in % of total)
BMW 1 Series	146,672,405.77	13.64	11,296	18.79
BMW 2 Series	82,922,645.22	7.71	3,480	5.79
BMW 3 Series	164,357,045.23	15.28	10,198	16.97
BMW 4 Series	37,243,190.54	3.46	1,136	1.89
BMW 5 Series	136,534,367.43	12.70	6,542	10.88
BMW 6 Series	12,000,051.05	1.12	318	0.53
BMW 7 Series	20,499,531.87	1.91	703	1.17
BMW X1 Series	74,567,841.28	6.93	4,127	6.87
BMW X3 Series	68,158,284.25	6.34	3,068	5.10
BMW X4 Series	12,984,192.20	1.21	321	0.53
BMW X5 Series	55,219,912.04	5.14	1,733	2.88
BMW X6 Series	23,366,226.03	2.17	602	1.00
BMW Z Series	12,893,256.57	1.20	703	1.17
MINI	122,921,806.64	11.43	8,390	13.96
Non BMW Group Models (incl. Motorcycles)	32,726,810.87	3.04	2,657	4.42
Other BMW Group (incl. Motorcycles)	72,232,392.76	6.72	4,837	8.05
Total	1,075,299,959.75	100.00	60,111	100.00

Compartment German Auto Loans 5

Monthly Investor Report



Reporting Date	June 11, 2018			
Payment Date	June 20, 2018			
Period No	20			
Monthly Period	May 31, 2018			
Interest Period	From	May 22, 2018	to	June 20, 2018 = 29 days

Portfolio as of: May 31, 2018

Group	Aggregate Outstanding Principal Balance (in EUR)	Aggregate Outstanding Principal Balance (in % of total)	Number of Contracts	Number of Contracts (in % of total)
BMW 1 Series	69,003,787.97	13.85	7,102	19.11
BMW 2 Series	54,879,651.17	11.01	2,978	8.01
BMW 3 Series	74,805,060.74	15.01	6,084	16.37
BMW 4 Series	21,269,871.20	4.27	829	2.23
BMW 5 Series	63,620,888.47	12.77	4,022	10.82
BMW 6 Series	7,109,609.87	1.43	255	0.69
BMW 7 Series	8,832,919.00	1.77	402	1.08
BMW X1 Series	33,929,298.16	6.81	2,555	6.88
BMW X3 Series	31,558,544.85	6.33	1,876	5.05
BMW X4 Series	6,366,542.56	1.28	219	0.59
BMW X5 Series	24,957,423.61	5.01	1,005	2.70
BMW X6 Series	11,382,792.91	2.28	388	1.04
BMW Z Series	5,024,262.83	1.01	396	1.07
BMW i Series	666,486.42	0.13	25	0.07
MINI	60,993,740.10	12.24	5,542	14.91
Non BMW Group Models (incl. Motorcycles)	13,550,749.01	2.72	1,527	4.11
Other BMW Group (incl. Motorcycles)	10,441,374.30	2.10	1,957	5.27
Total	498,393,003.17	100.00	37,162	100.00

Compartment German Auto Loans 5

Monthly Investor Report



Reporting Date	June 11, 2018			
Payment Date	June 20, 2018			
Period No	20			
Monthly Period	May 31, 2018			
Interest Period	From	May 22, 2018	to	June 20, 2018 = 29 days

23. Payment Type

Initial Portfolio:

Group	Aggregate Principal Balance (in EUR)	Aggregate Principal Balance (in % of total)	Number of Contracts	Number of Contracts (in % of total)
Direct debit	1,072,751,732.87	99.76	59,957	99.74
Self payment	2,548,226.88	0.24	154	0.26
Total	1,075,299,959.75	100.00	60,111	100.00

Portfolio as of: May 31, 2018

Group	Aggregate Outstanding Principal Balance (in EUR)	Aggregate Outstanding Principal Balance (in % of total)	Number of Contracts	Number of Contracts (in % of total)
Direct debit	490,369,713.76	98.39	35,800	96.33
Self payment	8,023,289.41	1.61	1,362	3.67
Total	498,393,003.17	100.00	37,162	100.00

24. Interest Rates

Weighted Average Nominal Interest Rate (in %)		
Aggregate Principal Balance (Initial)	1,075,299,959.75	3.53
Aggregate Outstanding Principal Balance	498,393,003.17	3.37

Compartment German Auto Loans 5

Monthly Investor Report



Reporting Date	June 11, 2018			
Payment Date	June 20, 2018			
Period No	20			
Monthly Period	May 31, 2018			
Interest Period	From	May 22, 2018	to	June 20, 2018 = 29 days

25. Credit Type

Initial Portfolio

Credit Type	Aggregate Principal Balance (in EUR)	Aggregate Principal Balance (in % of total)	Number of Contracts	Number of Contracts (in % of total)
Balloon	1,060,074,871.58	98.58	57,636	95.88
Equal Instalment Loan	15,225,088.17	1.42	2,475	4.12
Total	1,075,299,959.75	100.00	60,111	100.00

Portfolio as of: May 31, 2018

Credit Type	Aggregate Outstanding Principal Balance (in EUR)	Aggregate Outstanding Principal Balance (in % of total)	Number of Contracts	Number of Contracts (in % of total)
Balloon	494,703,886.15	99.26	36,049	97.01
Equal Instalment Loan	3,689,117.02	0.74	1,113	2.99
Total	498,393,003.17	100.00	37,162	100.00

Compartment German Auto Loans 5

Monthly Investor Report



Reporting Date	June 11, 2018			
Payment Date	June 20, 2018			
Period No	20			
Monthly Period	May 31, 2018			
Interest Period	From	May 22, 2018	to	June 20, 2018 = 29 days

26. Contracts Per Customer

Initial Portfolio:

Group	Aggregate Principal Balance (in EUR)	Aggregate Principal Balance (in % of total)	Number of Contracts	Number of Contracts (in % of total)
1	1,017,602,889.73	94.63	57,446	95.57
2 - 4	51,656,379.60	4.80	2,379	3.96
5 - 7	2,535,838.20	0.24	133	0.22
8 - 10	1,010,395.69	0.09	34	0.06
> 10	2,494,456.53	0.23	119	0.20
Total	1,075,299,959.75	100.00	60,111	100.00

Portfolio as of: May 31, 2018

Group	Aggregate Outstanding Principal Balance (in EUR)	Aggregate Outstanding Principal Balance (in % of total)	Number of Contracts	Number of Contracts (in % of total)
1	482,179,451.61	96.75	36,200	97.41
2 - 4	15,419,704.03	3.09	912	2.45
5 - 7	468,580.51	0.09	33	0.09
8 - 10	0.00	0.00	0	0.00
> 10	325,267.02	0.07	17	0.05
Total	498,393,003.17	100.00	37,162	100.00

Compartment German Auto Loans 5

Monthly Investor Report



Reporting Date	June 11, 2018		
Payment Date	June 20, 2018		
Period No	20		
Monthly Period	May 31, 2018		
Interest Period	From	May 22, 2018	to June 20, 2018 = 29 days

27. Amortisation

Initial Portfolio

Period	Principal Balance (in EUR)
	1,075,299,959.75
1	1,060,386,536.06
2	1,045,426,599.52
3	1,026,524,829.90
4	1,007,855,953.55
5	988,686,108.16
6	967,785,992.11
7	946,194,178.56
8	923,515,218.64
9	901,472,839.78
10	878,059,167.42
11	856,341,784.93
12	834,355,646.06
13	811,456,793.04
14	790,219,649.31
15	768,583,336.56
16	747,367,096.70
17	724,682,607.23
18	700,065,405.54
19	673,439,291.74
20	648,989,076.41
21	623,439,136.21
22	596,069,967.45
23	571,980,335.04
24	548,230,253.84
25	524,914,708.88
26	503,309,658.01
27	479,758,473.01
28	459,530,956.11
29	417,248,019.52
30	368,110,583.56

Current Portfolio

Period	Principal Balance in EUR	Reduction in EUR
	498,393,003.17	
1	478,356,815.09	20,036,188.08
2	458,626,985.69	19,729,829.40
3	440,951,294.86	17,675,690.83
4	423,471,608.24	17,479,686.62
5	406,387,019.39	17,084,588.85
6	390,006,214.65	16,380,804.74
7	372,011,998.76	17,994,215.89
8	356,466,069.03	15,545,929.73
9	324,514,510.12	31,951,558.91
10	286,225,047.27	38,289,462.85
11	245,016,729.96	41,208,317.31
12	205,615,503.38	39,401,226.58
13	157,869,523.00	47,745,980.38
14	152,275,995.67	5,593,527.33
15	147,034,724.32	5,241,271.35
16	141,893,078.63	5,141,645.69
17	136,546,624.94	5,346,453.69
18	131,273,603.11	5,273,021.83
19	126,255,514.27	5,018,088.84
20	121,469,409.96	4,786,104.31
21	112,255,434.36	9,213,975.60
22	102,192,655.10	10,062,779.26
23	91,031,498.78	11,161,156.32
24	80,873,731.29	10,157,767.49
25	70,134,284.79	10,739,446.50
26	66,746,824.20	3,387,460.59
27	63,698,080.21	3,048,743.99
28	60,806,184.70	2,891,895.51
29	57,218,426.17	3,587,758.53
30	53,769,196.01	3,449,230.16

Compartment German Auto Loans 5

Monthly Investor Report



Reporting Date	June 11, 2018		
Payment Date	June 20, 2018		
Period No	20		
Monthly Period	May 31, 2018		
Interest Period	From	May 22, 2018	to June 20, 2018 = 29 days

27. Amortisation

Initial Portfolio

Period	Principal Balance (in EUR)
31	315,883,732.10
32	266,971,426.53
33	207,605,891.99
34	199,995,423.62
35	192,652,298.34
36	185,570,957.79
37	178,252,601.50
38	171,226,550.03
39	164,203,833.86
40	157,860,640.63
41	145,432,969.52
42	132,451,308.60
43	118,294,874.77
44	104,799,700.84
45	91,436,580.53
46	86,948,391.53
47	82,655,660.97
48	78,735,516.85
49	74,089,415.13
50	69,538,105.32
51	65,370,908.76
52	61,561,880.36
53	50,953,560.47
54	38,628,975.62
55	25,461,519.43
56	13,413,160.21
57	13,091.22
58	4,532.28
59	1,245.01
60	0.00

Current Portfolio

Period	Principal Balance in EUR	Reduction in EUR
31	50,674,869.75	3,094,326.26
32	47,698,430.52	2,976,439.23
33	39,761,794.19	7,936,636.33
34	30,071,917.00	9,689,877.19
35	19,949,242.58	10,122,674.42
36	10,368,612.95	9,580,629.63
37	10,415.83	10,358,197.12
38	3,933.97	6,481.86
39	1,245.01	2,688.96
40	0.00	1,245.01
41	0.00	0.00
42	0.00	0.00
43	0.00	0.00
44	0.00	0.00
45	0.00	0.00
46	0.00	0.00
47	0.00	0.00
48	0.00	0.00
49	0.00	0.00
50	0.00	0.00
51	0.00	0.00
52	0.00	0.00
53	0.00	0.00
54	0.00	0.00
55	0.00	0.00
56	0.00	0.00
57	0.00	0.00
58	0.00	0.00
59	0.00	0.00
60	0.00	0.00

Compartment German Auto Loans 5

Monthly Investor Report



Reporting Date	June 11, 2018		
Payment Date	June 20, 2018		
Period No	20		
Monthly Period	May 31, 2018		
Interest Period	From	May 22, 2018	to June 20, 2018 = 29 days

28. Priority of Payments

Priority of Payments*

Available Distribution Amount	+	32,834,518.23
Taxes	-	0.00
Trustee Payment	-	0.00
Senior Expenses	-	0.00
Swap Net Payment	-	0.00
Class A Interest	-	9,500.00
Class B Interest	-	60,661.68
Cash Reserve	-	5,380,000.00
Principal Class A	-	27,384,356.55
Principal Class B	-	0.00
Swap Termination Event	-	0.00
Subordinated Loan Interest	-	0.00
Subordinated Loan Principal	-	0.00
Seller	-	0.00

*all Amounts in EUR

Compartment German Auto Loans 5

Monthly Investor Report



Reporting Date	June 11, 2018
Payment Date	June 20, 2018
Period No	20
Monthly Period	May 31, 2018
Interest Period	From May 22, 2018 to June 20, 2018 = 29 days

29. Transaction costs

	Class A	Class B	Subordinated Loan	Total
Senior Expenses				0.00
Interest accrued for the Period (in EUR)	9,500.00	60,661.68	3,809.49	73,971.17
Interest payments for the Period (in EUR)	9,500.00	60,661.68	0.00	70,161.68
Cumulative Interest Payments (in EUR)	335,500.00	1,271,741.70	0.00	1,607,241.70
Unpaid Interest for the Period (in EUR)	0.00	0.00	3,809.49	3,809.49
Cumulative Unpaid Interest (in EUR)	0.00	0.00	79,830.68	79,830.68

Compartment German Auto Loans 5
Monthly Investor Report



Reporting Date	June 11, 2018			
Payment Date	June 20, 2018			
Period No	20			
Monthly Period	May 31, 2018			
Interest Period	From	May 22, 2018	to	June 20, 2018 = 29 days

30. Ratings

	Fitch	S&P	Moodys	DBRS
Notes - current ratings				
Class A	AAA	N/A	Aaa	N/A
Class B	N/A	N/A	N/A	N/A

		Fitch	S&P	Moodys	DBRS	Trigger Breached	
Transaction Parties - current ratings							
	BMW AG	long term	N/A	A+	A1	A	no
		short term	N/A	A-1	P-1	N/A	no
Issuer Account Bank:	Elavon Financial Services Limited, UK Branch	long term	AA-	AA-	Aa2	N/A	no
		short term	F1+	A-1+	P-1	N/A	no
Swap Provider:	Lloyds Bank PLC	long term	A+	A	Aa3	A	no
		short term	F1	A-1	P-1	R-1 M	no
Calculation Agent:	Elavon Financial Services Limited, UK Branch	long term	AA-	AA-	Aa2	N/A	no
		short term	F1+	A-1+	P-1	N/A	no
Trustee:	U.S. Bank Trustees Limited	long term	AA-	A+	A1	N/A	no
		short term	F1+	A-1	P-1	N/A	no

		Fitch	S&P	Moodys	DBRS	
Transaction Parties - required ratings						
	BMW AG	long term	N/A	N/A	A2	N/A
		short term	N/A	N/A	P-1	N/A
Issuer Account Bank:	Elavon Financial Services Limited, UK Branch	long term	A	N/A	A2	N/A
		short term	F1	N/A	P-1	N/A
Swap Provider:	Lloyds Bank PLC	long term	A	N/A	Baa1	N/A
		short term	F1	N/A	N/A	N/A

Compartment German Auto Loans 5

Monthly Investor Report



Reporting Date	June 11, 2018
Payment Date	June 20, 2018
Period No	20
Monthly Period	May 31, 2018
Interest Period	From May 22, 2018 to June 20, 2018 = 29 days

31. Swap counterparty data

Swap counterparty data	
Swap counterparty provider	Lloyds Bank PLC
Swap termination event	No

Swap data	
Swap type	Fixed floating interest rate swap
Notional amount (in EUR)	408,444,026.86
Fixed rate (in %)	-0.4119
Floating rate (Euribor in %)	-0.3710
Net swap payments (in EUR) (- from SPV / + to SPV)	18,130.37