

Bavarian Sky S.A., Compartment German Auto Loans 5

Monthly Investor Report - March 2018

Compartment German Auto Loans 5

Monthly Investor Report



Cover Sheet Monthly Investor Report

Index

1. Contact Information
2. Reporting Contact Details
3. Counterparty History
4. Overview Dates
5. Portfolio information
6. Reserves
7. Performance data
8. Defaulted Amount & Recovery Amount
9. Defaulted Amount & Recovery Amount - Loan Level Data
10. Outstanding Note Balance
11. Original Principal Balance
12. Aggregate Principal Balance
13. Aggregate Outstanding Principal Balance
14. Down Payments
15. Borrower Concentration
16. Geographical Distribution
17. Object Type
18. Delinquencies
19. Seasoning
20. Remaining Term
21. Original Term
22. Vehicle Class
23. Payment Type
24. Interest Rates
25. Credit Type
26. Contracts per Customer
27. Amortisation
28. Priority of Payments
29. Transaction Costs
30. Ratings
31. Swap Counterparties

Reporting Date	Apr 11, 2018
Payment Date	Apr 20, 2018
Period No	18
Monthly Period	Mar 31, 2018
Interest Period	From Mar 20, 2018 to Apr 20, 2018 = 31 days

Compartment German Auto Loans 5

Monthly Investor Report



Reporting Date	Apr 11, 2018
Payment Date	Apr 20, 2018
Period No	18
Monthly Period	Mar 31, 2018
Interest Period	From Mar 20, 2018 to Apr 20, 2018 = 31 days

1. Contact Information

Transaction Parties

Issuer:

Bavarian Sky S.A.

Acting in respect of its Compartment German Auto Loans 5
6, Rue Eugène Ruppert
L-2453 Luxembourg
Luxembourg
Attn.: Valérie Schleimer
valerie.schleimer@intertrustgroup.com
+352 26 44 91

Corporate Administrator:

Intertrust (Luxembourg) S.à r.l.

6, Rue Eugène Ruppert
L-2453 Luxembourg
Luxembourg
Attn.: Valérie Schleimer
valerie.schleimer@intertrustgroup.com
+352 26 44 91

Originator/Service:

BMW Bank GmbH

Heidemannstrasse 164
80939 Munich
Germany
Attn.: Anne Schoen
abs.bmwgroup@bmw.de
+49-89-382-13846
Attn.: Michael Dalchow
abs.bmwgroup@bmw.de
+49-89-382-53070

Compartment German Auto Loans 5

Monthly Investor Report



Reporting Date	Apr 11, 2018
Payment Date	Apr 20, 2018
Period No	18
Monthly Period	Mar 31, 2018
Interest Period	From Mar 20, 2018 to Apr 20, 2018 = 31 days

1. Contact Information

Transaction Parties

Calculation Agent/Paying Agent/ Interest Determination Agent:

Elavon Financial Services Limited, UK Branch

125 Old Broad Street, 5th Floor
EC2N 1AR London
United Kingdom
Attn.: Structured Finance Relationship Management
mbs.relationship.management@usbank.com

Trustee:

U.S. Bank Trustees Limited

125 Old Broad Street 5th Floor
EC2N 1AR London
United Kingdom
Attn.: Structured Finance Relationship Management
mbs.relationship.management@usbank.com; chris.yates1@usbank.com
+44 207 330 2144

Issuer Account Bank:

Elavon Financial Services Limited, UK Branch

125 Old Broad Street, 5th Floor
EC2N 1AR London
United Kingdom
Attn.: Structured Finance Relationship Management
mbs.relationship.management@usbank.com

Data Trustee:

Intertrust Trustees Limited

35 Great St. Helen's
EC3A 6AP London
United Kingdom
Attn.: The Directors
IntertrustTrustees-uk@intertrustgroup.com
+44 20 73986300

Compartment German Auto Loans 5

Monthly Investor Report



Reporting Date	Apr 11, 2018
Payment Date	Apr 20, 2018
Period No	18
Monthly Period	Mar 31, 2018
Interest Period	From Mar 20, 2018 to Apr 20, 2018 = 31 days

1. Contact Information

Transaction Parties

Swap Counterparty:

Lloyds Bank PLC
10 Gresham Street
EC2V 7AE London
United Kingdom
WMTT-IRPConfirmations@lloydsbanking.com

Rating Agencies:

Fitch Ratings Ltd
30 North Colonnade, Canary Wharf
E14 5GN London
United Kingdom
ABSsurveillance@fitchratings.com

Moody's Investors Service Limited
One Canada Square, Canary Wharf
E14 5FH London
United Kingdom
monitor.abs@moodys.com

Compartment German Auto Loans 5

Monthly Investor Report



Reporting Date	Apr 11, 2018
Payment Date	Apr 20, 2018
Period No	18
Monthly Period	Mar 31, 2018
Interest Period	From Mar 20, 2018 to Apr 20, 2018 = 31 days

2. Reporting Contact Details

Contact for Servicer Report (Portfolio related information in Investor Report)

Contact for Investor Reporting:

BMW Bank GmbH

Heidemannstrasse 164
80939 Munich
Germany

Attn.: Anne Schoen

abs.bmwgroup@bmw.de
+49-89-382-13846

Attn.: Michael Dalchow

abs.bmwgroup@bmw.de
+49-89-382-53070

Calculation Agent:

Elavon Financial Services Limited, UK Branch

125 Old Broad Street, 5th Floor
EC2N 1AR London
United Kingdom

Attn.: Structured Finance Relationship Management
mbs.relationship.management@usbank.com

Compartment German Auto Loans 5

Monthly Investor Report



3. Counterparty History

Replacement Party to be added if applicable

Reporting Date	Apr 11, 2018
Payment Date	Apr 20, 2018
Period No	18
Monthly Period	Mar 31, 2018
Interest Period	From Mar 20, 2018 to Apr 20, 2018 = 31 days

Compartment German Auto Loans 5
Monthly Investor Report



Reporting Date	Apr 11, 2018		
Payment Date	Apr 20, 2018		
Period No	18		
Monthly Period	Mar 31, 2018		
Interest Period	From	Mar 20, 2018	to Apr 20, 2018 = 31 days

4. Overview Dates

Initial Cut-Off Date:	30/09/2016		
Issue Date:	20/10/2016	Legal Maturity Date:	20/10/2023
Reporting Date	11/04/2018		
Investor Reporting Date	18/04/2018		
Interest Determination Date	16/03/2018		
Reporting Frequency:	monthly		
Monthly Period No. (since Issue Date):	18	(since Issue Date)	
Payment Date:	20/04/2018		
Next Payment Date	22/05/2018		
Monthly Period:	01/03/2018	until	31/03/2018

Compartment German Auto Loans 5

Monthly Investor Report



Reporting Date	Apr 11, 2018		
Payment Date	Apr 20, 2018		
Period No	18		
Monthly Period	Mar 31, 2018		
Interest Period	From	Mar 20, 2018	to Apr 20, 2018 = 31 days

5. Portfolio information

	current period	prior period
Outstanding receivables in EUR	Aggregate outstanding principal balance	Aggregate outstanding principal balance
Beginning of period in EUR	580,781,254.79	606,962,022.18
Scheduled principal payments in EUR	16,926,712.16	16,596,787.13
Prepayment* principal in EUR	10,267,432.71	8,544,528.45
Prepayments* number of contracts	666	567
Repurchases* principal in EUR	694,299.77	791,849.85
Repurchases* number of contracts	43	40
Total principal collections in EUR	27,888,444.64	25,933,165.43
Total interest collections in EUR	1,619,748.83	1,697,946.73
Defaulted Amounts in EUR	169,251.20	247,601.96
Late Recoveries in EUR	49,215.77	152,307.59
End of Period in EUR	552,723,558.95	580,781,254.79
Current prepayment rate (annualised) in %	19.79	16.05

* Prepayments are defined as all contracts that are early settled by the borrower and repurchases are defined as all contracts that are repurchased due to modification of contract.

Compartment German Auto Loans 5

Monthly Investor Report



Reporting Date	Apr 11, 2018			
Payment Date	Apr 20, 2018			
Period No	18			
Monthly Period	Mar 31, 2018			
Interest Period	From	Mar 20, 2018	to	Apr 20, 2018 = 31 days

6. Reserves

Aggregate outstanding notes balance

Initial outstanding notes balance in EUR 1,075,300,000.00

Cash Reserve	in %	in EUR
Outstanding cash reserve beginning of period		5,380,000.00
Interest on cash reserve - previous period		0.00
Required cash reserve		5,380,000.00
Outstanding cash reserve end of period		5,380,000.00

Triggers*								
Reserves	Current ratio	Trigger	Required Rating BMW AG				Trigger Breach	
			Fitch	S&P	Moody's	DBRS		
Commingling Reserve			Long Term	A	N/A	A2	N/A	no
			Short Term	F1	N/A	P-1	N/A	

* Breach of one of these triggers in conjunction with any other event as set out in the Servicing Agreement and / or the Receivables Purchase Agreement will oblige BMW Bank GmbH to post additional cash collateral. The Reserves will be adjusted on a monthly basis and shall be deposited in the Issuer Account and exclusively reserved to cover risks.

Commingling Reserve	in EUR
Outstanding Commingling Reserve end of period	0.00

Set-Off Risk (current ratio): 0,01%



Reporting Date	Apr 11, 2018		
Payment Date	Apr 20, 2018		
Period No	18		
Monthly Period	Mar 31, 2018		
Interest Period	From	Mar 20, 2018	to Apr 20, 2018 = 31 days

7. Performance data

Aggregate outstanding notes balance

Beginning of period (in EUR)	542,758,113.13
End of period (in EUR)	513,269,202.07

Ratios

31- 60 days past due	(in EUR)	(in %)
31- 60 days past due period before previous period	960,207.97	0.16
31- 60 days past due previous period	992,621.09	0.17
31- 60 days past due current period	925,722.88	0.17

61- 90 days past due	(in EUR)	(in %)
61- 90 days past due period before previous period	475,008.65	0.08
61- 90 days past due previous period	512,566.25	0.09
61- 90 days past due current period	445,929.54	0.08

Cumulative net loss ratio	Current ratio
Cumulative net loss ratio (in %)	0.20

Performance data

Number of contracts being 31 - 60 days delinquent	61
Number of contracts being 61 - 90 days delinquent	24
Balance of contracts being 31 - 60 days delinquent (in EUR)	925,722.88
Balance of contracts being 61 - 90 days delinquent (in EUR)	445,929.54
Defaulted amounts (in EUR)	169,251.20
Cumulative defaulted amounts (in EUR)	2,183,804.48
Recoveries (in EUR)	328,291.40
Cumulative recoveries (in EUR)	2,559,217.53

Compartment German Auto Loans 5

Monthly Investor Report



Reporting Date	Apr 11, 2018		
Payment Date	Apr 20, 2018		
Period No	18		
Monthly Period	Mar 31, 2018		
Interest Period	From	Mar 20, 2018	to Apr 20, 2018 = 31 days

8. Defaulted Amount & Recovery Amount

(as at end of Monthly Period)

Collection Period	Number of Defaulted Agreements in Collection Period	Defaulted Amount in Collection Period (in EUR)	Aggregate Defaulted Amount since Initial Cut-Off Date (in EUR)	Purchased Amount of New Receivables (in EUR)	Aggregate Amount of Purchased Receivables (in EUR)	Cumulative Net Loss Ratio (in %)	Recovery Amount in Collection Period (in EUR)	Cumulative Recovery Amount (in EUR)
Sept - 16	0	n/a	n/a	1,075,299,959.75	1,075,299,959.75	n/a	n/a	n/a
Oct - 16	12	54.97	54.97	0.00	1,075,299,959.75	0.00	0.00	0.00
Nov - 16	9	47.02	101.99	0.00	1,075,299,959.75	0.00	0.00	0.00
Dec - 16	18	49,032.08	49,134.07	0.00	1,075,299,959.75	0.00	419.76	419.76
Jan - 17	20	18,531.85	67,665.92	0.00	1,075,299,959.75	0.01	46,042.72	46,462.48
Feb - 17	19	42,954.65	110,620.57	0.00	1,075,299,959.75	0.01	85,561.07	132,023.55
Mar - 17	34	69,603.93	180,224.50	0.00	1,075,299,959.75	0.02	121,239.60	253,263.15
Apr - 17	17	45,746.15	225,970.65	0.00	1,075,299,959.75	0.02	84,685.97	337,949.12
May - 17	25	54,954.96	280,925.61	0.00	1,075,299,959.75	0.03	103,854.85	441,803.97
June - 17	25	172,891.55	453,817.16	0.00	1,075,299,959.75	0.04	164,290.18	606,094.15
July - 17	23	78,225.01	532,042.17	0.00	1,075,299,959.75	0.05	205,426.21	811,520.36
Aug - 17	32	143,089.96	675,132.13	0.00	1,075,299,959.75	0.06	214,193.98	1,025,714.34
Sept - 17	37	182,079.06	857,211.19	0.00	1,075,299,959.75	0.08	180,755.82	1,206,470.16
Oct - 17	36	191,833.12	1,049,044.31	0.00	1,075,299,959.75	0.10	107,556.17	1,314,026.33
Nov - 17	33	283,516.01	1,332,560.32	0.00	1,075,299,959.75	0.12	160,879.94	1,474,906.27
Dec - 17	33	218,258.78	1,550,819.10	0.00	1,075,299,959.75	0.14	194,108.59	1,669,014.86
Jan - 18	32	216,132.22	1,766,951.32	0.00	1,075,299,959.75	0.16	235,162.92	1,904,177.78
Feb - 18	29	247,601.96	2,014,553.28	0.00	1,075,299,959.75	0.19	326,748.35	2,230,926.13
Mar - 18	40	169,251.20	2,183,804.48	0.00	1,075,299,959.75	0.20	328,291.40	2,559,217.53

Compartment German Auto Loans 5

Monthly Investor Report



Reporting Date	Apr 11, 2018
Payment Date	Apr 20, 2018
Period No	18
Monthly Period	Mar 31, 2018
Interest Period	From Mar 20, 2018 to Apr 20, 2018 = 31 days

9. Defaulted Amount & Recovery Amount - Loan Level Data*

	Month / Year of Default	Month / Year of Loan Origination	Principal Balance (Initial in EUR)	Principal Balance of Loan at Default (in EUR)	Recovery Total (in EUR)	Principal Balance End of Period (in EUR)	Object Type (new / used)	Vehicle Series	Customer Type (private / commercial)	Out of Deal (Month / Year)
1	Dec - 16	June - 16	50,214.58	49,378.14	2,609.96	46,768.18	Used	3 Series	Private	
2	Jan - 17	Dec - 13	37,533.92	37,141.54	20,598.75	16,542.79	New	5 Series	Commercial	
3	Jan - 17	Feb - 16	9,407.79	9,277.96	7,667.10	1,610.86	Used	Other BMW Group	Private	
4	Feb - 17	Sept - 15	20,895.96	20,424.93	16,243.70	4,181.23	Used	X1 Series	Commercial	
5	Feb - 17	Oct - 15	13,219.89	12,926.80	11,863.12	1,063.68	Used	1 Series	Private	
6	Feb - 17	Sept - 14	39,217.65	38,490.19	20,228.27	18,261.92	Used	5 Series	Commercial	
7	Feb - 17	Mar - 16	16,955.66	16,211.03	9,535.00	6,676.03	Used	Non BMW Group (incl. Motorcycles)	Commercial	
8	Feb - 17	Oct - 15	21,138.28	20,923.75	20,923.75	0.00	New	1 Series	Commercial	
9	Apr - 17	Dec - 14	72,265.28	69,328.43	47,918.19	21,410.24	New	X6 Series	Commercial	
10	Apr - 17	May - 16	19,354.35	18,812.95	11,075.30	7,737.65	Used	3 Series	Commercial	
11	Apr - 17	Dec - 15	10,263.99	9,400.14	6,328.88	3,071.26	Used	Non BMW Group (incl. Motorcycles)	Private	
12	May - 17	June - 16	12,239.94	11,316.41	11,316.41	0.00	Used	7 Series	Private	
13	May - 17	Dec - 13	30,939.40	29,096.99	15,021.94	14,075.05	Used	X5 Series	Commercial	
14	May - 17	May - 16	7,967.79	2,981.83	-4,866.30	7,848.13	New	Other BMW Group	Commercial	
15	May - 17	Aug - 14	14,805.44	13,976.85	10,730.43	3,246.42	Used	6 Series	Commercial	
16	May - 17	June - 16	37,479.63	37,479.63	37,479.63	0.00	New	X6 Series	Commercial	
17	May - 17	May - 16	7,967.79	3,981.83	945.52	3,036.31	New	Other BMW Group	Commercial	
18	May - 17	Apr - 16	31,209.66	30,763.97	30,763.97	0.00	New	X4 Series	Commercial	
19	June - 17	May - 15	28,439.84	28,439.84	4,558.07	23,881.77	Used	Non BMW Group (incl. Motorcycles)	Commercial	
20	June - 17	Feb - 15	23,749.38	22,434.13	13,380.38	9,053.75	New	2 Series	Commercial	
21	June - 17	July - 15	53,260.26	53,260.26	48,913.54	4,346.72	New	X6 Series	Commercial	
22	June - 17	July - 14	25,655.94	23,870.83	13,528.33	10,342.50	Used	3 Series	Private	
23	June - 17	July - 14	30,519.03	28,197.29	21,978.42	6,218.87	New	4 Series	Commercial	
24	June - 17	Feb - 16	28,068.62	26,141.99	10,814.75	15,327.24	Used	5 Series	Commercial	
25	June - 17	July - 12	17,886.90	16,100.09	13,633.04	2,467.05	Used	X5 Series	Commercial	
26	June - 17	Apr - 15	47,354.02	43,173.15	22,660.95	20,512.20	New	5 Series	Private	
27	June - 17	Dec - 14	7,454.45	7,206.10	3,438.15	3,767.95	Used	1 Series	Commercial	
28	July - 17	Dec - 15	18,773.22	17,757.38	9,302.21	8,455.17	Used	1 Series	Private	
29	July - 17	Feb - 15	29,623.81	28,096.33	22,411.31	5,685.02	Used	X6 Series	Commercial	
30	July - 17	May - 16	23,714.19	9,659.50	-200.00	9,859.50	Used	X5 Series	Commercial	
31	July - 17	Mar - 16	20,437.23	19,245.85	11,519.26	7,726.59	Used	5 Series	Commercial	
32	July - 17	May - 14	25,899.70	22,810.32	22,810.32	0.00	New	Non BMW Group (incl. Motorcycles)	Commercial	
33	July - 17	Feb - 15	17,783.63	16,238.55	10,472.37	5,766.18	Used	5 Series	Commercial	

Compartment German Auto Loans 5

Monthly Investor Report



Reporting Date	Apr 11, 2018
Payment Date	Apr 20, 2018
Period No	18
Monthly Period	Mar 31, 2018
Interest Period	From Mar 20, 2018 to Apr 20, 2018 = 31 days

9. Defaulted Amount & Recovery Amount - Loan Level Data*

	Month / Year of Default	Month / Year of Loan Origination	Principal Balance (Initial in EUR)	Principal Balance of Loan at Default (in EUR)	Recovery Total (in EUR)	Principal Balance End of Period (in EUR)	Object Type (new / used)	Vehicle Series	Customer Type (private / commercial)	Out of Deal (Month / Year)
34	July - 17	Nov - 13	6,030.73	3,356.67	3,356.67	0.00	Used	1 Series	Private	
35	July - 17	June - 16	35,891.38	35,359.01	24,314.19	11,044.82	Used	5 Series	Commercial	
36	Aug - 17	May - 16	20,268.65	13,830.20	13,830.20	0.00	Used	MINI	Commercial	
37	Aug - 17	Feb - 16	14,474.76	13,299.48	11,149.57	2,149.91	Used	5 Series	Commercial	
38	Aug - 17	June - 16	44,500.80	40,653.18	23,566.74	17,086.44	New	4 Series	Commercial	
39	Aug - 17	Sept - 14	21,288.51	19,962.24	14,093.97	5,868.27	New	MINI	Commercial	
40	Aug - 17	Sept - 15	5,611.49	4,984.31	4,314.83	669.48	Used	Other BMW Group	Private	
41	Aug - 17	Apr - 16	27,142.23	7,095.51	122.54	6,972.97	Used	5 Series	Commercial	
42	Aug - 17	June - 13	13,622.63	11,947.72	8,037.46	3,910.26	New	1 Series	Commercial	
43	Aug - 17	June - 16	75,103.42	4,889.40	0.00	4,889.40	New	4 Series	Private	
44	Aug - 17	Dec - 13	45,098.59	30,044.34	0.00	30,044.34	Used	7 Series	Commercial	
45	Aug - 17	Feb - 16	8,380.82	8,066.71	0.00	8,066.71	Used	3 Series	Private	
46	Sept - 17	Mar - 16	23,634.57	7,441.65	-86.88	7,528.53	Used	X1 Series	Commercial	
47	Sept - 17	Nov - 15	62,549.55	60,266.42	60,266.42	0.00	New	4 Series	Commercial	
48	Sept - 17	Dec - 13	6,990.37	5,820.38	1,236.84	4,583.54	Used	3 Series	Private	
49	Sept - 17	Mar - 16	13,697.91	12,883.90	8,495.32	4,388.58	Used	1 Series	Commercial	
50	Sept - 17	Apr - 16	45,516.89	22,796.82	-447.80	23,244.62	New	4 Series	Commercial	
51	Sept - 17	June - 16	37,788.81	35,391.13	15,817.35	19,573.78	New	2 Series	Private	
52	Sept - 17	Aug - 14	29,769.84	8,362.17	-155.20	8,517.37	New	BMW Series	Commercial	
53	Sept - 17	May - 14	5,584.08	1,673.03	-86.24	1,759.27	Used	MINI	Private	
54	Sept - 17	May - 16	25,096.67	12,123.75	2,492.91	9,630.84	Used	3 Series	Private	
55	Sept - 17	Apr - 16	30,148.83	28,054.96	24,304.75	3,750.21	New	X1 Series	Commercial	
56	Sept - 17	Sept - 15	40,465.33	36,751.37	20,092.42	16,658.95	New	5 Series	Commercial	
57	Sept - 17	Apr - 15	12,740.25	12,262.82	6,568.82	5,694.00	Used	1 Series	Commercial	
58	Sept - 17	Aug - 15	12,050.65	11,235.55	5,700.00	5,535.55	Used	3 Series	Private	
59	Sept - 17	May - 16	20,552.26	20,168.41	11,664.82	8,503.59	Used	3 Series	Private	
60	Oct - 17	May - 16	31,906.83	30,209.70	16,354.51	13,855.19	Used	5 Series	Commercial	
61	Oct - 17	Feb - 14	15,722.48	14,746.67	10,452.00	4,294.67	Used	X1 Series	Private	
62	Oct - 17	Feb - 16	41,256.45	39,383.88	26,023.39	13,360.49	Used	6 Series	Commercial	
63	Oct - 17	May - 16	14,975.62	12,483.29	12,483.29	0.00	Used	3 Series	Private	
64	Oct - 17	May - 16	4,315.55	3,694.59	0.00	3,694.59	Used	Non BMW Group (incl. Motorcycles)	Private	
65	Oct - 17	May - 15	11,725.53	7,492.17	0.00	7,492.17	Used	Non BMW Group (incl. Motorcycles)	Commercial	
66	Oct - 17	Dec - 14	26,962.99	10,003.27	-13.26	10,016.53	Used	5 Series	Commercial	

Compartment German Auto Loans 5

Monthly Investor Report



Reporting Date	Apr 11, 2018
Payment Date	Apr 20, 2018
Period No	18
Monthly Period	Mar 31, 2018
Interest Period	From Mar 20, 2018 to Apr 20, 2018 = 31 days

9. Defaulted Amount & Recovery Amount - Loan Level Data*

	Month / Year of Default	Month / Year of Loan Origination	Principal Balance (Initial in EUR)	Principal Balance of Loan at Default (in EUR)	Recovery Total (in EUR)	Principal Balance End of Period (in EUR)	Object Type (new / used)	Vehicle Series	Customer Type (private / commercial)	Out of Deal (Month / Year)
67	Oct - 17	May - 13	8,540.59	4,285.60	2,040.95	2,244.65	Used	3 Series	Private	
68	Oct - 17	June - 16	13,207.18	11,285.30	7,575.21	3,710.09	Used	Non BMW Group (incl. Motorcycles)	Commercial	
69	Oct - 17	July - 14	19,420.84	18,725.55	10,376.91	8,348.64	New	1 Series	Commercial	
70	Oct - 17	Apr - 16	13,681.66	12,811.23	8,398.56	4,412.67	New	Other BMW Group	Private	
71	Oct - 17	Sept - 14	25,411.07	22,001.22	13,968.61	8,032.61	New	X1 Series	Commercial	
72	Oct - 17	July - 14	28,501.89	24,055.76	14,804.87	9,250.89	Used	5 Series	Commercial	
73	Oct - 17	Aug - 15	13,165.87	12,610.27	12,610.27	0.00	Used	3 Series	Private	
74	Nov - 17	Feb - 16	15,621.03	11,745.09	7,209.35	4,535.74	Used	Non BMW Group (incl. Motorcycles)	Commercial	
75	Nov - 17	Aug - 15	8,510.91	7,018.12	5,335.21	1,682.91	Used	3 Series	Private	
76	Nov - 17	Apr - 16	43,761.40	41,184.37	41,247.68	0.00	Used	X6 Series	Private	
77	Nov - 17	Apr - 15	2,322.47	383.76	383.76	0.00	Used	5 Series	Private	
78	Nov - 17	Apr - 16	76,915.57	71,264.02	30,509.56	40,754.46	New	7 Series	Commercial	
79	Nov - 17	Mar - 16	24,773.12	23,307.28	0.00	23,307.28	Used	5 Series	Commercial	
80	Nov - 17	Dec - 14	34,903.60	31,355.06	18,179.33	13,175.73	Used	X6 Series	Commercial	
81	Nov - 17	Sept - 15	42,924.41	41,751.62	0.00	41,751.62	Used	Non BMW Group (incl. Motorcycles)	Commercial	
82	Nov - 17	Apr - 16	7,435.13	6,604.20	6,604.20	0.00	Used	3 Series	Private	
83	Nov - 17	Apr - 14	41,559.82	41,059.69	0.00	41,059.69	New	5 Series	Commercial	
84	Nov - 17	May - 16	14,019.07	6,940.80	0.00	6,940.80	Used	1 Series	Private	
85	Dec - 17	Dec - 15	9,152.63	7,986.92	3,190.34	4,796.58	Used	Non BMW Group (incl. Motorcycles)	Private	
86	Dec - 17	Oct - 15	12,944.91	12,153.44	2,256.00	9,897.44	Used	Non BMW Group (incl. Motorcycles)	Commercial	
87	Dec - 17	May - 12	9,642.48	6,849.70	324.66	6,525.04	Used	5 Series	Private	
88	Dec - 17	July - 14	45,744.85	41,396.66	17,009.82	24,386.84	New	5 Series	Commercial	
89	Dec - 17	Feb - 16	63,643.51	59,171.70	42,791.21	16,380.49	New	X6 Series	Commercial	
90	Dec - 17	July - 14	38,117.92	21,855.79	0.00	21,855.79	Used	X3 Series	Commercial	
91	Dec - 17	Dec - 15	45,856.10	42,891.53	18,095.60	24,795.93	Used	6 Series	Commercial	
92	Dec - 17	Apr - 16	15,660.75	13,283.92	13,283.92	0.00	Used	1 Series	Private	
93	Dec - 17	July - 14	47,846.08	44,876.19	19,625.15	25,251.04	Used	X5 Series	Private	
94	Dec - 17	May - 14	16,652.18	13,701.53	7,619.20	6,082.33	Used	7 Series	Commercial	
95	Jan - 18	June - 16	43,467.46	38,079.36	25,924.66	12,154.70	Used	X5 Series	Commercial	
96	Jan - 18	Jan - 16	20,348.37	825.99	180.88	645.11	Used	X5 Series	Commercial	
97	Jan - 18	June - 16	38,486.40	33,698.46	15,429.49	18,268.97	New	3 Series	Commercial	
98	Jan - 18	Mar - 16	12,820.65	11,053.86	0.00	11,053.86	Used	3 Series	Private	
99	Jan - 18	July - 14	10,335.53	4,263.63	-259.16	4,522.79	Used	5 Series	Commercial	

Compartment German Auto Loans 5

Monthly Investor Report



Reporting Date	Apr 11, 2018
Payment Date	Apr 20, 2018
Period No	18
Monthly Period	Mar 31, 2018
Interest Period	From Mar 20, 2018 to Apr 20, 2018 = 31 days

9. Defaulted Amount & Recovery Amount - Loan Level Data*

	Month / Year of Default	Month / Year of Loan Origination	Principal Balance (Initial in EUR)	Principal Balance of Loan at Default (in EUR)	Recovery Total (in EUR)	Principal Balance End of Period (in EUR)	Object Type (new / used)	Vehicle Series	Customer Type (private / commercial)	Out of Deal (Month / Year)
100	Jan - 18	Apr - 16	55,539.52	50,706.89	33,488.75	17,218.14	Used	X6 Series	Commercial	
101	Jan - 18	June - 16	24,834.16	22,069.00	14,557.42	7,511.58	Used	MINI	Private	
102	Jan - 18	June - 14	14,438.97	5,822.72	4,160.92	1,661.80	Used	5 Series	Private	
103	Jan - 18	Dec - 15	27,248.82	25,243.59	15,558.03	9,685.56	New	MINI	Private	
104	Jan - 18	Sept - 15	24,876.32	22,968.44	0.00	22,968.44	New	1 Series	Commercial	
105	Jan - 18	Aug - 15	51,959.06	49,546.83	32,104.23	17,442.60	New	X5 Series	Commercial	
106	Jan - 18	Feb - 16	13,711.80	10,916.50	10,916.50	0.00	Used	X5 Series	Private	
107	Jan - 18	Mar - 16	9,258.27	5,796.37	5,254.35	542.02	Used	X3 Series	Commercial	
108	Jan - 18	Nov - 14	32,558.44	26,879.60	16,636.00	10,243.60	New	3 Series	Private	
109	Jan - 18	May - 14	4,487.90	3,047.76	1,451.31	1,596.45	Used	3 Series	Commercial	
110	Jan - 18	May - 16	12,562.90	11,649.71	9,227.94	2,421.77	Used	Other BMW Group	Commercial	
111	Jan - 18	June - 16	31,896.47	28,684.08	16,651.20	12,032.88	New	2 Series	Private	
112	Jan - 18	May - 16	7,117.64	6,504.06	5,484.50	1,019.56	Used	Other BMW Group	Private	
113	Jan - 18	Feb - 15	6,944.32	5,774.15	5,774.15	0.00	New	Other BMW Group	Private	
114	Jan - 18	Dec - 15	24,572.88	21,020.68	14,056.85	6,963.83	Used	5 Series	Commercial	
115	Jan - 18	June - 16	19,765.67	6,386.97	-76.03	6,463.00	Used	5 Series	Commercial	
116	Jan - 18	Sept - 13	17,022.49	14,523.74	9,773.00	4,750.74	New	MINI	Private	
117	Feb - 18	Oct - 14	10,879.37	9,844.32	0.00	9,844.32	Used	1 Series	Commercial	
118	Feb - 18	Sept - 15	21,475.25	11,283.86	0.00	11,283.86	New	1 Series	Commercial	
119	Feb - 18	Oct - 15	23,359.19	18,220.04	18,220.04	0.00	New	1 Series	Private	
120	Feb - 18	Apr - 16	62,353.91	55,838.05	0.00	55,838.05	New	7 Series	Commercial	
121	Feb - 18	May - 16	30,156.58	25,187.72	16,246.55	8,941.17	Used	5 Series	Commercial	
122	Feb - 18	June - 16	34,632.07	34,565.90	0.00	34,565.90	New	4 Series	Commercial	
123	Feb - 18	Apr - 16	38,857.59	35,690.54	18,800.00	16,890.54	New	Non BMW Group (incl. Motorcycles)	Private	
124	Feb - 18	Feb - 16	11,272.14	9,858.66	4,864.50	4,994.16	Used	3 Series	Private	
125	Feb - 18	Aug - 15	20,916.38	18,657.31	12,721.34	5,935.97	Used	5 Series	Private	
126	Feb - 18	Oct - 14	12,389.34	10,418.69	10,418.69	0.00	Used	3 Series	Commercial	
127	Feb - 18	Dec - 15	40,017.12	30,257.27	19,430.80	10,826.47	Used	7 Series	Commercial	
128	Feb - 18	Jan - 16	40,691.74	37,619.53	22,035.84	15,583.69	New	4 Series	Commercial	
129	Feb - 18	Feb - 15	21,756.88	16,687.20	10,273.93	6,413.27	New	1 Series	Commercial	
130	Feb - 18	Dec - 14	9,960.07	8,690.83	6,815.26	1,875.57	New	Non BMW Group (incl. Motorcycles)	Commercial	
131	Feb - 18	Jan - 16	49,455.42	45,627.15	4,337.04	41,290.11	Used	5 Series	Commercial	
132	Feb - 18	Feb - 16	18,074.34	15,512.99	13,128.28	2,384.71	Used	MINI	Commercial	

Compartment German Auto Loans 5

Monthly Investor Report



Reporting Date	Apr 11, 2018
Payment Date	Apr 20, 2018
Period No	18
Monthly Period	Mar 31, 2018
Interest Period	From Mar 20, 2018 to Apr 20, 2018 = 31 days

9. Defaulted Amount & Recovery Amount - Loan Level Data*

	Month / Year of Default	Month / Year of Loan Origination	Principal Balance (Initial in EUR)	Principal Balance of Loan at Default (in EUR)	Recovery Total (in EUR)	Principal Balance End of Period (in EUR)	Object Type (new / used)	Vehicle Series	Customer Type (private / commercial)	Out of Deal (Month / Year)
133	Feb - 18	Feb - 16	10,109.11	9,132.11	8,245.76	886.35	Used	1 Series	Private	
134	Feb - 18	Nov - 15	14,998.81	13,513.80	7,975.16	5,538.64	Used	1 Series	Commercial	
135	Feb - 18	Nov - 15	16,354.07	14,584.66	7,680.22	6,904.44	Used	1 Series	Commercial	
136	Feb - 18	July - 15	1,595.91	831.59	98.26	733.33	Used	MINI	Private	
137	Mar - 18	Aug - 14	2,877.31	634.39	111.40	522.99	Used	MINI	Private	
138	Mar - 18	Feb - 15	19,249.48	15,339.90	12,800.00	2,539.90	New	MINI	Private	
139	Mar - 18	Sept - 15	21,074.35	17,252.20	12,349.50	4,902.70	Used	Non BMW Group (incl. Motorcycles)	Private	
140	Mar - 18	Mar - 16	42,973.69	37,457.78	25,061.05	12,396.73	New	X1 Series	Commercial	
141	Mar - 18	Dec - 14	33,583.98	27,774.90	15,151.68	12,623.22	New	2 Series	Commercial	
142	Mar - 18	Mar - 16	22,036.56	19,540.84	14,453.78	5,087.06	New	2 Series	Commercial	
143	Mar - 18	May - 14	23,058.17	18,543.92	11,960.00	6,583.92	Used	5 Series	Private	
144	Mar - 18	May - 16	30,076.05	27,813.89	16,190.19	11,623.70	New	MINI	Commercial	
145	Mar - 18	Dec - 15	28,256.67	24,075.17	12,960.21	11,114.96	New	1 Series	Commercial	
146	Mar - 18	June - 16	46,280.34	44,233.76	34,698.19	9,535.57	New	2 Series	Private	
147	Mar - 18	Mar - 16	44,852.08	37,949.45	25,738.55	12,210.90	Used	X5 Series	Private	
148	Mar - 18	Dec - 15	69,727.80	61,543.83	42,624.08	18,919.75	New	X6 Series	Commercial	
149	Mar - 18	May - 15	37,507.33	30,439.39	1,821.87	28,617.52	Used	X5 Series	Private	
150	Mar - 18	Feb - 14	12,228.83	10,184.92	9,835.00	349.92	Used	MINI	Private	
151	Mar - 18	Nov - 12	12,180.51	9,576.45	3,575.00	6,001.45	Used	3 Series	Private	
152	Mar - 18	Sept - 14	21,632.80	18,225.25	8,739.50	9,485.75	Used	5 Series	Commercial	
153	Mar - 18	Apr - 15	20,525.83	17,116.62	9,760.00	7,356.62	Used	3 Series	Private	
154	Mar - 18	June - 16	21,168.62	18,237.59	12,235.00	6,002.59	Used	1 Series	Private	
155	Mar - 18	Sept - 15	14,230.16	12,279.52	9,010.63	3,268.89	Used	1 Series	Commercial	
156	Mar - 17	June - 15	11,477.74	253.15	105.96	147.19	Used	X3 Series	Commercial	Mar - 17
157	Jan - 17	May - 14	15,875.79	15,875.79	14,998.26	877.53	Used	X6 Series	Commercial	May - 17
158	Feb - 17	Feb - 15	19,461.42	19,461.42	9,864.56	9,596.86	Used	5 Series	Commercial	May - 17
159	Mar - 17	Feb - 14	2,986.84	2,638.57	1,385.76	1,252.81	Used	Non BMW Group (incl. Motorcycles)	Commercial	May - 17
160	Mar - 17	June - 16	20,796.00	20,323.47	5,765.29	14,558.18	Used	3 Series	Private	May - 17
161	Mar - 17	June - 16	9,620.04	9,509.16	6,905.72	2,603.44	Used	1 Series	Commercial	May - 17
162	Mar - 17	June - 15	78,120.15	76,221.90	33,955.65	42,266.25	New	7 Series	Commercial	June - 17
163	Mar - 17	May - 16	34,482.06	33,887.95	32,501.03	1,468.77	Used	5 Series	Private	June - 17
164	Mar - 17	Feb - 14	19,225.53	18,377.08	12,637.86	5,739.22	New	3 Series	Private	June - 17
165	Mar - 17	Apr - 15	22,146.23	21,646.23	19,986.08	1,660.15	Used	7 Series	Commercial	June - 17

Compartment German Auto Loans 5

Monthly Investor Report



Reporting Date	Apr 11, 2018
Payment Date	Apr 20, 2018
Period No	18
Monthly Period	Mar 31, 2018
Interest Period	From Mar 20, 2018 to Apr 20, 2018 = 31 days

9. Defaulted Amount & Recovery Amount - Loan Level Data*

	Month / Year of Default	Month / Year of Loan Origination	Principal Balance (Initial in EUR)	Principal Balance of Loan at Default (in EUR)	Recovery Total (in EUR)	Principal Balance End of Period (in EUR)	Object Type (new / used)	Vehicle Series	Customer Type (private / commercial)	Out of Deal (Month / Year)
166	June - 17	Feb - 15	18,007.15	18,007.15	4,964.94	13,042.21	Used	Non BMW Group (incl. Motorcycles)	Commercial	July - 17
167	Apr - 17	Apr - 16	34,584.26	33,045.47	22,006.95	11,131.17	Used	X1 Series	Private	Aug - 17
168	May - 17	Aug - 13	8,075.14	7,876.18	5,326.03	2,550.15	Used	1 Series	Private	Aug - 17
169	May - 17	Sept - 14	16,038.63	15,844.57	6,293.72	9,550.85	Used	1 Series	Private	Aug - 17
170	May - 17	May - 14	19,500.30	18,567.07	8,514.93	10,052.14	New	MINI	Commercial	Aug - 17
171	Aug - 17	Feb - 14	28,100.80	3,457.52	1,940.45	1,517.07	New	X1 Series	Commercial	Aug - 17
172	Aug - 17	Sept - 15	5,565.68	4,453.12	1,644.27	2,808.85	Used	5 Series	Commercial	Aug - 17
173	June - 17	Apr - 15	6,051.40	5,305.26	4,364.99	940.27	Used	3 Series	Private	Sept - 17
174	June - 17	June - 16	6,514.20	5,797.50	4,132.83	1,664.67	Used	5 Series	Commercial	Sept - 17
175	June - 17	June - 16	45,409.17	43,639.09	39,071.05	4,568.04	Used	X5 Series	Commercial	Sept - 17
176	June - 17	Mar - 15	7,355.16	6,363.22	5,661.36	701.86	Used	MINI	Commercial	Sept - 17
177	Sept - 17	June - 13	10,565.35	6,437.99	1,092.97	5,345.02	Used	3 Series	Private	Sept - 17
178	July - 17	Jan - 15	36,337.14	33,642.50	26,541.52	7,100.98	Used	X6 Series	Commercial	Oct - 17
179	July - 17	Aug - 14	11,432.49	10,970.07	8,952.54	2,017.53	Used	1 Series	Private	Oct - 17
180	July - 17	June - 16	32,057.68	30,926.11	22,553.95	8,372.16	Used	5 Series	Commercial	Oct - 17
181	July - 17	June - 14	23,857.46	22,798.66	20,988.39	1,810.27	New	2 Series	Private	Oct - 17
182	Oct - 17	Dec - 12	31,716.86	5,241.02	1,066.04	4,174.98	Used	5 Series	Commercial	Oct - 17
183	Aug - 17	Feb - 16	9,744.09	8,876.56	6,511.18	2,365.38	Used	Non BMW Group (incl. Motorcycles)	Private	Nov - 17
184	Aug - 17	July - 15	24,347.95	23,104.32	21,119.95	1,984.37	New	MINI	Commercial	Nov - 17
185	Aug - 17	May - 16	26,192.98	24,952.67	20,153.87	4,798.80	New	2 Series	Commercial	Nov - 17
186	Aug - 17	Apr - 16	5,463.91	4,720.01	3,062.42	1,657.59	Used	Non BMW Group (incl. Motorcycles)	Commercial	Nov - 17
187	Aug - 17	Mar - 16	45,113.29	42,738.69	33,461.98	9,276.71	Used	5 Series	Private	Nov - 17
188	Aug - 17	Feb - 16	42,113.63	40,302.52	30,798.34	9,629.79	New	3 Series	Private	Nov - 17
189	Aug - 17	Aug - 15	48,249.44	45,035.94	29,691.05	15,344.89	Used	X6 Series	Commercial	Nov - 17
190	Sept - 17	Feb - 16	20,247.77	17,808.67	13,361.76	4,446.91	Used	X5 Series	Commercial	Nov - 17
191	Nov - 17	Nov - 14	27,560.01	247.88	30.40	217.48	New	MINI	Private	Nov - 17
192	Sept - 17	May - 14	29,521.04	27,670.66	19,834.14	7,836.52	New	5 Series	Commercial	Dec - 17
193	Sept - 17	Jan - 16	13,087.92	11,994.43	10,290.61	1,703.82	New	Other BMW Group	Commercial	Dec - 17
194	Dec - 17	June - 14	17,681.36	2,325.59	735.91	1,589.68	New	MINI	Commercial	Dec - 17
195	Sept - 17	Jan - 15	14,067.97	11,753.08	10,676.73	1,076.35	Used	5 Series	Commercial	Jan - 18
196	Oct - 17	Aug - 14	10,800.18	8,596.26	5,824.34	2,771.92	Used	X3 Series	Commercial	Jan - 18
197	Oct - 17	May - 15	25,171.60	23,691.11	14,753.08	8,938.03	New	MINI	Private	Jan - 18
198	Oct - 17	Feb - 16	25,784.58	23,069.68	14,483.17	8,586.51	Used	5 Series	Commercial	Jan - 18

Compartment German Auto Loans 5

Monthly Investor Report



Reporting Date	Apr 11, 2018		
Payment Date	Apr 20, 2018		
Period No	18		
Monthly Period	Mar 31, 2018		
Interest Period	From	Mar 20, 2018	to Apr 20, 2018 = 31 days

9. Defaulted Amount & Recovery Amount - Loan Level Data*

	Month / Year of Default	Month / Year of Loan Origination	Principal Balance (Initial in EUR)	Principal Balance of Loan at Default (in EUR)	Recovery Total (in EUR)	Principal Balance End of Period (in EUR)	Object Type (new / used)	Vehicle Series	Customer Type (private / commercial)	Out of Deal (Month / Year)
199	Oct - 17	July - 14	9,242.28	8,014.92	4,112.85	3,902.07	Used	1 Series	Private	Jan - 18
200	Nov - 17	Aug - 14	14,873.78	13,492.98	11,003.73	2,489.25	Used	X1 Series	Private	Jan - 18
201	Nov - 17	Mar - 15	18,159.26	17,785.02	11,118.83	6,666.19	New	MINI	Private	Jan - 18
202	Nov - 17	Nov - 15	22,683.72	20,803.26	13,055.48	7,747.78	New	1 Series	Commercial	Feb - 18
203	Nov - 17	Sept - 15	15,863.34	13,615.99	11,190.21	2,425.78	Used	1 Series	Private	Feb - 18
204	Nov - 17	Oct - 15	44,733.24	40,381.09	25,577.89	14,803.20	New	5 Series	Commercial	Feb - 18
205	Nov - 17	May - 15	17,363.08	16,494.34	16,369.61	124.73	Used	3 Series	Private	Feb - 18
206	Dec - 17	Sept - 15	19,652.27	16,908.97	10,227.58	6,681.39	Used	X1 Series	Commercial	Mar - 18
207	Dec - 17	Apr - 16	42,530.43	36,498.11	26,127.13	10,370.98	New	4 Series	Commercial	Mar - 18
208	Dec - 17	June - 14	27,651.96	23,693.29	13,972.10	9,721.19	Used	5 Series	Private	Mar - 18
209	Dec - 17	Mar - 16	48,918.53	42,868.97	28,793.08	14,075.89	Used	6 Series	Commercial	Mar - 18

*Applicable only if loans have defaulted. Does not include defaulted amounts less than 10 EUR.

Compartment German Auto Loans 5

Monthly Investor Report



Reporting Date	Apr 11, 2018			
Payment Date	Apr 20, 2018			
Period No	18			
Monthly Period	Mar 31, 2018			
Interest Period	From	Mar 20, 2018	to	Apr 20, 2018 = 31 days

10. Outstanding note balance

1. Note balance	All Notes	Class A	Class B	
Initial note information for Class				
ISIN code		XS1484801763	XS1484802142	
Currency		EUR	EUR	
Legal final maturity		Oct 2023	Oct 2023	
Rating (Fitch / Moody's / S&P/DBRS)		AAA/Aaa/N/A/N/A	N/A/N/A/N/A/N/A	
Initial notes aggregate principal outstanding balance in EUR	1,075,300,000.00	1,000,000,000.00	75,300,000.00	
Nominal amount per note in EUR		100,000.00	100,000.00	
Initial number of notes per class in EUR		10,000	753	
Current Note Information				
Notes aggregate principal outstanding balance in EUR - BoP	542,758,113.13	467,458,113.13	75,300,000.00	
Available distribution amount in EUR	34,948,926.89			
Redemption per class in EUR		29,488,911.06	0,00	
Redemption per note in EUR		2,948.89	0.00	
Notes aggregate principal outstanding balance in EUR - EoP	513,269,202.07	437,969,202.07	75,300,000.00	
Current pool factor		0.44	1.00	
2. Payments to investor per note		Class A	Class B	
Interest Type		Floating Rate	Fixed Rate	
Reference Rate		1M_EURIBOR	NONE	
Actual Interest Rate		-0.370%	NONE	
Spread		0.400%	NONE	
Coupon		0.030%	1.000%	
Day count fraction		Actual/360	Actual/360	
Interest days		31 days	31 days	
Principal outstanding per note in EUR - BoP		46,745.81	100,000.00	
Principal repayment per note in EUR		2,948.89	0.00	
Principal outstanding per note in EUR - EoP		43,796.92	100,000.00	
Interest payment per Note in EUR		1.21	86.11	
3. Credit enhancement	Initial Period (in EUR)	Initial CE (in %)	Current Period (in EUR)	Current CE (in %)
Class A	1,000,000,000.00	7.50	437,969,202.07	21.73
Class B	75,300,000.00	0.50	75,300,000.00	8.11
Cash Reserve (+ Overcollateralisation)	5,379,959.75	0.00	44,834,356.88	0.00

"In its capacity as originator and lender, BMW Bank GmbH complies with the retention requirement of a material net economic interest in accordance with Art. 405 CRR. A minimum of 5.0% of the net economic interest will be retained throughout the life of the transaction in form of retention of the Class B Notes and the Subordinated Loan."

Compartment German Auto Loans 5

Monthly Investor Report



Reporting Date	Apr 11, 2018
Payment Date	Apr 20, 2018
Period No	18
Monthly Period	Mar 31, 2018
Interest Period	From Mar 20, 2018 to Apr 20, 2018 = 31 days

10. Outstanding note balance

4. Clean-Up Call Option

If the aggregate outstanding principal balance has been reduced to less than 10% of the aggregate outstanding principal balance at the Issue Date, the seller will have the option under the receivables purchase Agreement to acquire all outstanding purchased receivables.

Aggregate outstanding principal balance at end of period (in EUR)	552,723,558.95
Clean-Up option exercisable	No

Compartment German Auto Loans 5

Monthly Investor Report



Reporting Date	Apr 11, 2018			
Payment Date	Apr 20, 2018			
Period No	18			
Monthly Period	Mar 31, 2018			
Interest Period	From	Mar 20, 2018	to	Apr 20, 2018 = 31 days

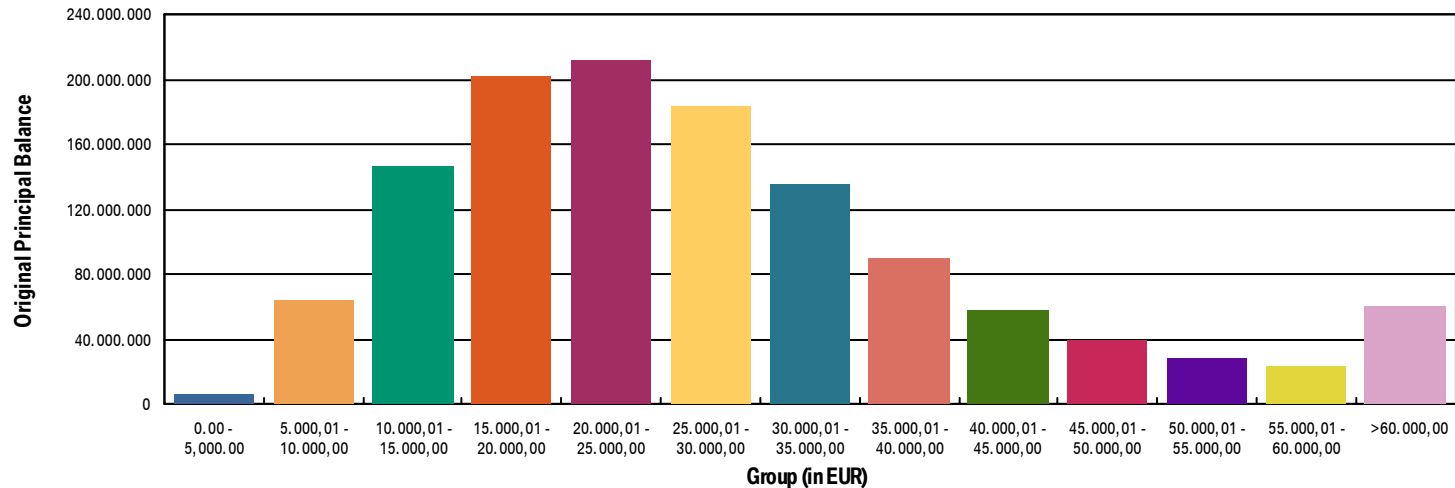
11. Original Principal Balance

Initial Portfolio as of origination of contract

Group (in EUR) (by Original Principal Balance)	Original principal balance (in EUR)	Original Principal Balance (in % of total)	Number of Contracts	Number of Contracts (in % of total)
0.00 - 5,000.00	6,992,674.68	0.56	1,862	3.10
5.000,01 - 10.000,00	64,956,645.53	5.18	8,288	13.79
10.000,01 - 15.000,00	146,836,978.81	11.70	11,642	19.37
15.000,01 - 20.000,00	202,190,645.60	16.11	11,518	19.16
20.000,01 - 25.000,00	212,735,086.38	16.95	9,471	15.76
25.000,01 - 30.000,00	183,995,892.42	14.66	6,707	11.16
30.000,01 - 35.000,00	136,384,047.80	10.87	4,213	7.01
35.000,01 - 40.000,00	90,221,057.97	7.19	2,416	4.02
40.000,01 - 45.000,00	58,755,377.74	4.68	1,385	2.30
45.000,01 - 50.000,00	39,632,006.73	3.16	838	1.39
50.000,01 - 55.000,00	28,130,280.93	2.24	537	0.89
55.000,01 - 60.000,00	23,199,116.97	1.85	403	0.67
> 60.000,00	60,851,137.78	4.85	831	1.38
Total	1,254,880,949.34	100.00	60,111	100.00

Average:	20,876.06
Min:	1,049.00
Max:	200,000.00

11a. Original Principal Balance (graph)



Compartment German Auto Loans 5

Monthly Investor Report



Reporting Date	Apr 11, 2018			
Payment Date	Apr 20, 2018			
Period No	18			
Monthly Period	Mar 31, 2018			
Interest Period	From	Mar 20, 2018	to	Apr 20, 2018 = 31 days

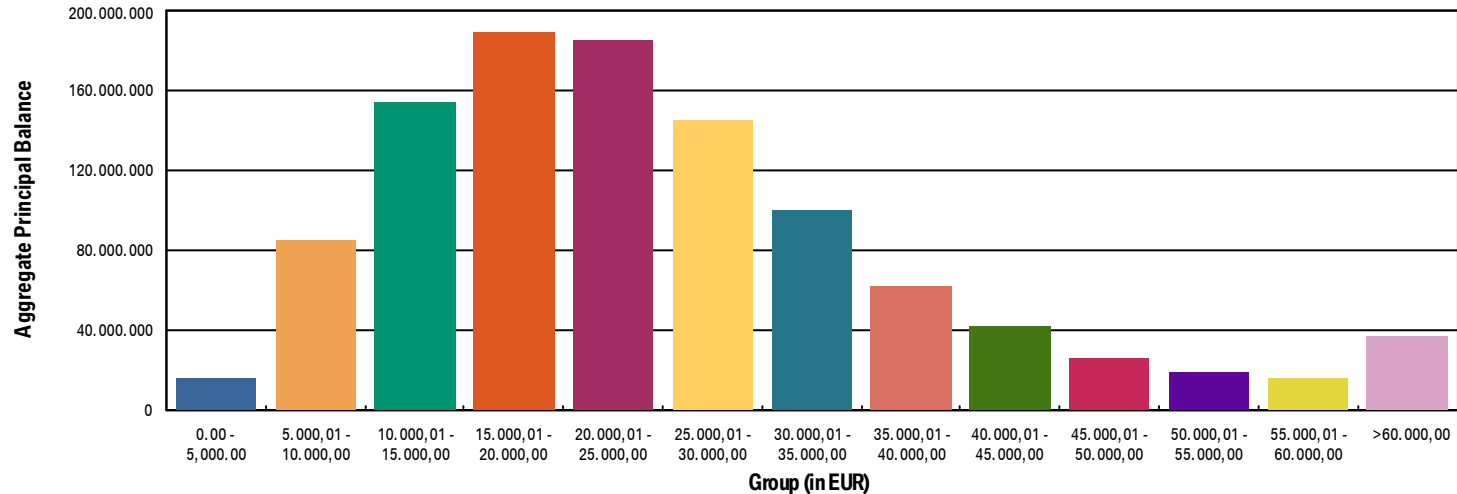
12. Aggregate Principal Balance

Initial Portfolio

Group (in EUR)	Aggregate Principal Balance (in EUR)	Aggregate Principal Balance (in % of total)	Number of Contracts	Number of Contracts (in % of total)
0.00 - 5,000.00	15,637,512.29	1.45	4,757	7.91
5.000,01 - 10.000,00	85,191,764.85	7.92	11,180	18.60
10.000,01 - 15.000,00	154,031,838.67	14.32	12,297	20.46
15.000,01 - 20.000,00	189,394,122.78	17.61	10,861	18.07
20.000,01 - 25.000,00	184,904,410.27	17.20	8,271	13.76
25.000,01 - 30.000,00	144,739,496.87	13.46	5,298	8.81
30.000,01 - 35.000,00	99,646,407.14	9.27	3,090	5.14
35.000,01 - 40.000,00	62,264,067.48	5.79	1,673	2.78
40.000,01 - 45.000,00	41,722,773.82	3.88	988	1.64
45.000,01 - 50.000,00	26,196,826.38	2.44	553	0.92
50.000,01 - 55.000,00	18,897,999.72	1.76	361	0.60
55.000,01 - 60.000,00	15,417,215.78	1.43	269	0.45
> 60.000,00	37,255,523.70	3.46	513	0.85
Total	1,075,299,959.75	100.00	60,111	100.00

Average:	17,888.57
Min:	197.27
Max:	187,245.56

12a. Aggregate Principal Balance (graph)



Compartment German Auto Loans 5

Monthly Investor Report



Reporting Date	Apr 11, 2018			
Payment Date	Apr 20, 2018			
Period No	18			
Monthly Period	Mar 31, 2018			
Interest Period	From	Mar 20, 2018	to	Apr 20, 2018 = 31 days

13. Aggregate Outstanding Principal Balance

Portfolio as of: Mar 31, 2018

Group (in EUR)	Aggregate Outstanding Principal Balance (in EUR)	Aggregate Outstanding Principal Balance (in % of total)	Number of Contracts	Number of Contracts (in % of total)
0.00 - 5,000.00	13,209,891.64	2.39	8,293	20.60
5.000,01 - 10.000,00	59,597,838.40	10.78	7,899	19.62
10.000,01 - 15.000,00	101,406,390.12	18.35	8,131	20.20
15.000,01 - 20.000,00	115,072,246.36	20.82	6,608	16.41
20.000,01 - 25.000,00	98,284,532.54	17.78	4,416	10.97
25.000,01 - 30.000,00	64,083,467.14	11.59	2,363	5.87
30.000,01 - 35.000,00	36,417,850.16	6.59	1,129	2.80
35.000,01 - 40.000,00	20,074,072.97	3.63	539	1.34
40.000,01 - 45.000,00	13,319,218.86	2.41	315	0.78
45.000,01 - 50.000,00	9,638,224.23	1.74	204	0.51
50.000,01 - 55.000,00	8,588,219.81	1.55	164	0.41
55.000,01 - 60.000,00	4,504,485.85	0.81	79	0.20
> 60.000,00	8,527,120.87	1.54	120	0.30
Total	552,723,558.95	100.00	40,260	100.00

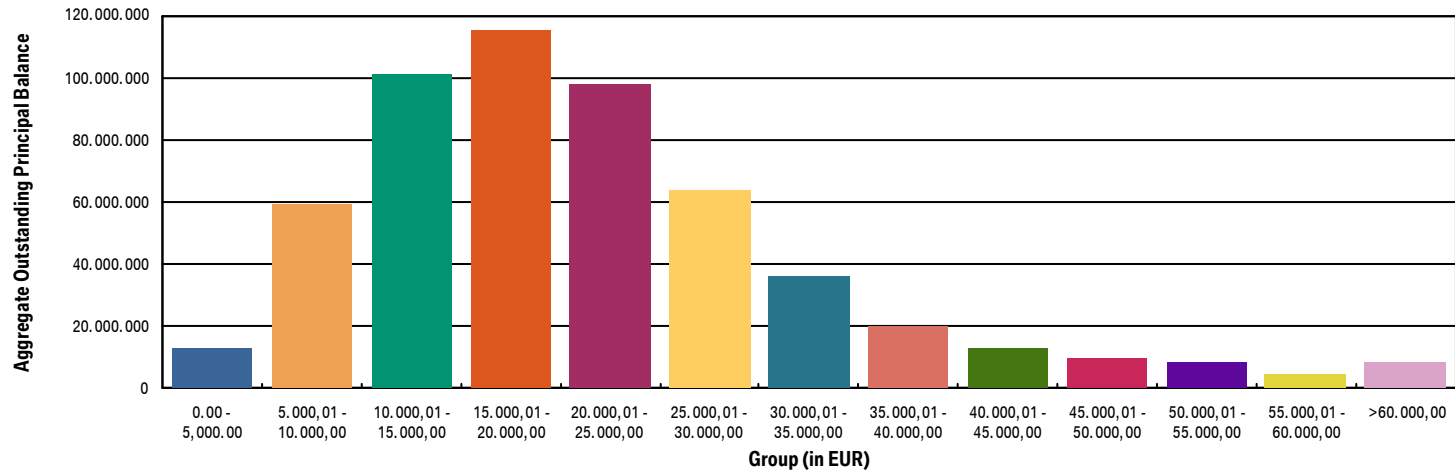
WA:	13,728.85
Min:	0.00
Max:	137,856.23

Compartment German Auto Loans 5
Monthly Investor Report



Reporting Date	Apr 11, 2018		
Payment Date	Apr 20, 2018		
Period No	18		
Monthly Period	Mar 31, 2018		
Interest Period	From	Mar 20, 2018	to Apr 20, 2018 = 31 days

13a. Aggregate Outstanding Principal Balance (graph)



Compartment German Auto Loans 5

Monthly Investor Report



Reporting Date	Apr 11, 2018				
Payment Date	Apr 20, 2018				
Period No	18				
Monthly Period	Mar 31, 2018				
Interest Period	From	Mar 20, 2018	to	Apr 20, 2018	= 31 days

14. Down Payments

Portfolio as of: Mar 31, 2018

Down Payment	Aggregate Outstanding Principal Balance (in EUR)	Aggregate Outstanding Principal Balance (in % of total)	Number of Contracts	Number of Contracts (in % of total)	Down Payment/ Purchase Price (in %)
No Down Payment	136,677,620.19	24.73	10,565	26.24	0.00
<=1000	11,590,090.61	2.10	1,041	2.59	4.50
1.000,01 - 2.000,00	27,418,813.26	4.96	2,352	5.84	8.74
2.000,01 - 3.000,00	36,220,028.56	6.55	3,018	7.50	12.59
3.000,01 - 4.000,00	31,488,235.36	5.70	2,621	6.51	16.29
4.000,01 - 5.000,00	53,705,565.01	9.72	3,959	9.83	18.25
5.000,01 - 6.000,00	31,447,462.07	5.69	2,271	5.64	20.34
6.000,01 - 7.000,00	27,775,900.44	5.03	1,951	4.85	22.62
7.000,01 - 8.000,00	27,304,635.83	4.94	1,883	4.68	24.39
8.000,01 - 9.000,00	15,941,713.46	2.88	1,053	2.62	25.23
9.000,01 - 10.000,00	45,538,216.16	8.24	2,850	7.08	27.03
10.000,01 - 11.000,00	10,088,049.45	1.83	625	1.55	27.00
11.000,01 - 12.000,00	13,766,173.58	2.49	861	2.14	29.56
12.000,01 - 13.000,00	9,941,585.50	1.80	613	1.52	30.20
13.000,01 - 14.000,00	7,425,502.55	1.34	460	1.14	31.92
14.000,01 - 15.000,00	18,179,053.27	3.29	1,122	2.79	34.04
> 15.000,00	48,214,913.65	8.72	3,015	7.49	40.62
Total	552,723,558.95	100.00	40,260	100.00	17.37

Minimum Down Payment:	19.18
Maximum Down Payment:	90,111.72
Average Down Payment:	5,858.00
Average Down Payment (customers that made a Down Payment):	7,942.19

Compartment German Auto Loans 5

Monthly Investor Report



Reporting Date	Apr 11, 2018			
Payment Date	Apr 20, 2018			
Period No	18			
Monthly Period	Mar 31, 2018			
Interest Period	From	Mar 20, 2018	to	Apr 20, 2018 = 31 days

15. Borrower Concentration

Portfolio as of: Mar 31, 2018

Borrower (Top 20)	Aggregate Outstanding Principal Balance (in EUR)	Aggregate Outstanding Principal Balance (in % of total)	Number of Contracts	Number of Contracts (in % of total)
1	331,805.03	0.06	17	0.04
2	202,323.13	0.04	4	0.01
3	194,419.17	0.04	5	0.01
4	183,390.73	0.03	6	0.01
5	168,795.25	0.03	2	0.00
6	144,058.90	0.03	4	0.01
7	137,856.23	0.02	1	0.00
8	126,069.09	0.02	7	0.02
9	121,158.98	0.02	3	0.01
10	121,021.15	0.02	1	0.00
11	114,302.00	0.02	1	0.00
12	112,994.13	0.02	1	0.00
13	112,900.84	0.02	3	0.01
14	111,902.71	0.02	3	0.01
15	111,249.20	0.02	1	0.00
16	111,190.00	0.02	1	0.00
17	101,380.28	0.02	2	0.00
18	98,972.12	0.02	5	0.01
19	97,856.77	0.02	1	0.00
20	96,883.34	0.02	2	0.00
Total	2,800,529.05	0.51	70	0.17
Total Portfolio Balance	552,723,558.95			

Compartment German Auto Loans 5

Monthly Investor Report



Reporting Date	Apr 11, 2018			
Payment Date	Apr 20, 2018			
Period No	18			
Monthly Period	Mar 31, 2018			
Interest Period	From	Mar 20, 2018	to	Apr 20, 2018 = 31 days

16. Geographical Distribution

Initial Portfolio

Post code area	Aggregate Principal Balance (in EUR)	Aggregate Principal Balance (in % of total)	Number of Contracts	Number of contracts (in % of total)
post code area 0	62,617,569.26	5.82	3,345	5.56
post code area 1	64,724,058.05	6.02	3,484	5.80
post code area 2	97,006,840.29	9.02	5,418	9.01
post code area 3	98,527,721.89	9.16	5,720	9.52
post code area 4	128,542,597.69	11.95	7,277	12.11
post code area 5	122,357,440.82	11.38	6,987	11.62
post code area 6	136,120,871.07	12.66	7,500	12.48
post code area 7	129,822,542.48	12.07	7,512	12.50
post code area 8	143,826,273.79	13.38	7,707	12.82
post code area 9	91,754,044.41	8.53	5,161	8.59
Total	1,075,299,959.75	100.00	60,111	100.00

Compartment German Auto Loans 5

Monthly Investor Report



Reporting Date	Apr 11, 2018			
Payment Date	Apr 20, 2018			
Period No	18			
Monthly Period	Mar 31, 2018			
Interest Period	From	Mar 20, 2018	to	Apr 20, 2018 = 31 days

16. Geographical Distribution

Portfolio as of: Mar 31, 2018

Post code area	Aggregate Outstanding Principal Balance (in EUR)	Aggregate Outstanding Principal Balance (in % of total)	Number of Contracts	Number of Contracts (in % of total)
post code area 0	32,505,049.44	5.88	2,260	5.61
post code area 1	34,113,698.58	6.17	2,383	5.92
post code area 2	49,046,782.23	8.87	3,565	8.85
post code area 3	50,929,974.56	9.21	3,843	9.55
post code area 4	64,430,523.64	11.66	4,823	11.98
post code area 5	63,694,777.20	11.52	4,675	11.61
post code area 6	70,190,072.55	12.70	5,096	12.66
post code area 7	67,331,654.47	12.18	5,034	12.50
post code area 8	73,782,061.96	13.35	5,142	12.77
post code area 9	46,455,851.44	8.40	3,415	8.48
post code area Others	243,112.88	0.04	24	0.06
Total	552,723,558.95	100.00	40,260	100.00

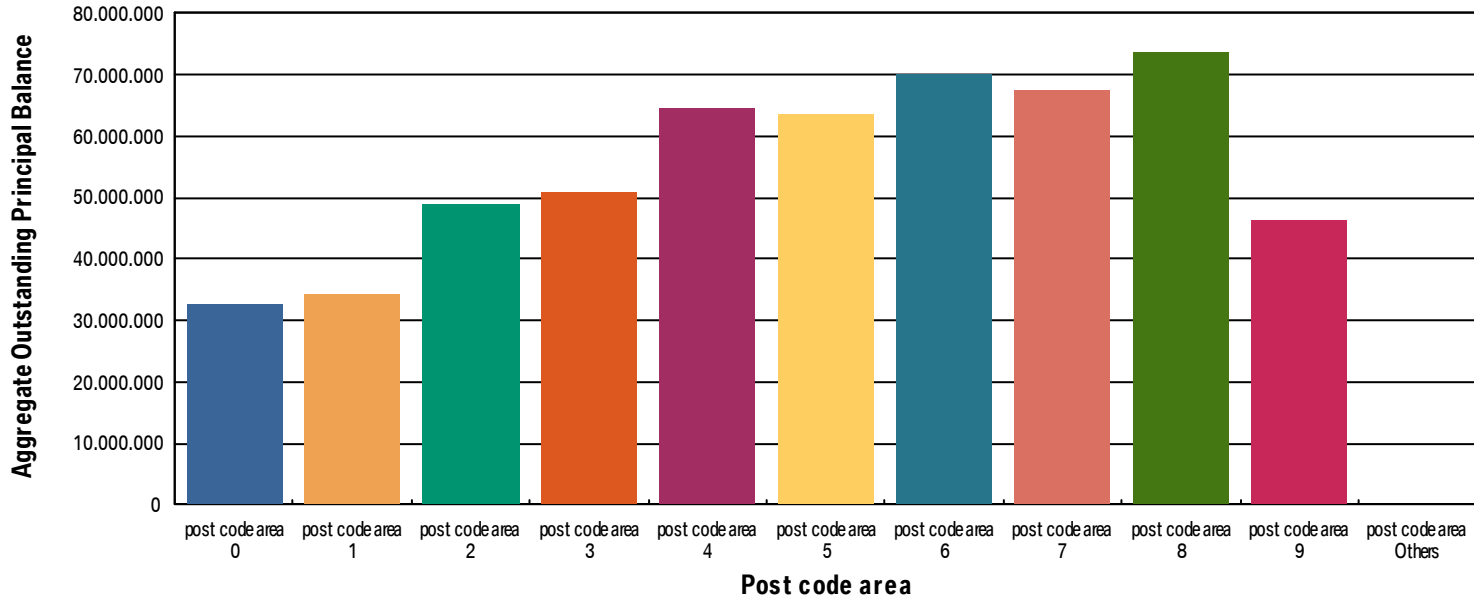
Compartment German Auto Loans 5

Monthly Investor Report



Reporting Date	Apr 11, 2018			
Payment Date	Apr 20, 2018			
Period No	18			
Monthly Period	Mar 31, 2018			
Interest Period	From	Mar 20, 2018	to	Apr 20, 2018 = 31 days

16a. Geographical Distribution (graph)



Compartment German Auto Loans 5

Monthly Investor Report



Reporting Date	Apr 11, 2018
Payment Date	Apr 20, 2018
Period No	18
Monthly Period	Mar 31, 2018
Interest Period	From Mar 20, 2018 to Apr 20, 2018 = 31 days

17. Object Type

Initial Portfolio

Car Type	Aggregate Principal Balance (in EUR)	Aggregate Principal Balance (in % of total)	Number of Contracts	Number of Contracts (in % of total)
New	501,246,255.90	46.61	21,802	36.27
Used	574,053,703.85	53.39	38,309	63.73
Total	1,075,299,959.75	100.00	60,111	100.00

Customer Group	Aggregate Principal Balance (in EUR)	Aggregate Principal Balance (in % of total)	Number of Contracts	Number of Contracts (in % of total)
Commercial	292,082,204.46	27.16	12,141	20.20
Private Individual	783,217,755.29	72.84	47,970	79.80
Total	1,075,299,959.75	100.00	60,111	100.00

Portfolio as of: Mar 31, 2018

Car Type	Aggregate Outstanding Principal Balance (in EUR)	Aggregate Outstanding Principal Balance (in % of total)	Number of Contracts	Number of Contracts (in % of total)
New	267,117,406.17	48.33	15,075	37.44
Used	285,606,152.78	51.67	25,185	62.56
Total	552,723,558.95	100.00	40,260	100.00

Customer Group	Aggregate Outstanding Principal Balance (in EUR)	Aggregate Outstanding Principal Balance (in % of total)	Number of Contracts	Number of Contracts (in % of total)
Commercial	142,565,782.86	25.79	7,826	19.44
Private Individual	410,157,776.09	74.21	32,434	80.56
Total	552,723,558.95	100.00	40,260	100.00

Compartment German Auto Loans 5

Monthly Investor Report



Reporting Date	Apr 11, 2018			
Payment Date	Apr 20, 2018			
Period No	18			
Monthly Period	Mar 31, 2018			
Interest Period	From	Mar 20, 2018	to	Apr 20, 2018 = 31 days

18. Delinquencies

Initial Portfolio

Days past due	Aggregate Principal Balance (in EUR)	Aggregate Principal Balance (in % of total)	Number of Contracts	Number of Contracts (in % of total)
1 - 30	0.00	0.00	0	0.00
31 - 60	0.00	0.00	0	0.00
61 - 90	0.00	0.00	0	0.00
91 - 120	0.00	0.00	0	0.00
> 120	0.00	0.00	0	0.00
Total	0.00	0.00	0	0.00

Portfolio as of: Mar 31, 2018

Days past due	Aggregate Outstanding Principal Balance (in EUR)	Aggregate Outstanding Principal Balance (in % of total)	Number of Contracts	Number of Contracts (in % of total)
1 - 30	6,042,447.01	1.09	336	0.83
31 - 60	925,722.88	0.17	61	0.15
61 - 90	445,929.54	0.08	24	0.06
91 - 120	229,389.94	0.04	14	0.03
> 120	258,707.73	0.05	19	0.05
Total	7,902,197.10	1.43	454	1.13

Compartment German Auto Loans 5

Monthly Investor Report



Reporting Date	Apr 11, 2018				
Payment Date	Apr 20, 2018				
Period No	18				
Monthly Period	Mar 31, 2018				
Interest Period	From	Mar 20, 2018	to	Apr 20, 2018	= 31 days

18a. Delinquencies Analysis

Monthly Period	Performing (in EUR)	31-60 days past due (in EUR)	61-90 days past due (in EUR)	91-120 days past due (in EUR)	>120 days past due (in EUR)
Oct - 16	1,050,465,864.65	0.00	0.00	0.00	0.00
Nov - 16	1,023,168,246.00	73,694.72	0.00	0.00	0.00
Dec - 16	991,189,256.94	773,609.52	25,355.68	0.00	0.00
Jan - 17	960,589,390.63	716,892.79	322,067.14	25,355.68	0.00
Feb - 17	931,192,969.16	667,682.73	82,782.59	137,186.88	25,355.68
Mar - 17	896,855,587.60	940,464.94	131,588.11	7,876.18	162,542.56
Apr - 17	865,832,054.58	1,118,085.96	444,027.66	75,267.03	145,063.06
May - 17	832,607,506.57	1,061,121.62	423,641.71	307,962.49	119,869.46
June - 17	800,546,797.86	1,036,925.52	602,947.47	289,431.30	210,879.46
July - 17	769,306,387.22	1,259,034.62	545,847.32	367,084.79	309,145.59
Aug - 17	739,845,101.64	1,023,053.29	507,725.30	269,339.21	561,371.65
Sept - 17	712,293,859.88	1,146,323.49	501,842.44	277,873.93	526,390.90
Oct - 17	684,853,799.32	875,518.50	542,497.21	395,360.84	467,685.91
Nov - 17	657,686,184.62	1,155,926.74	419,283.64	248,012.34	523,206.35
Dec - 17	631,240,622.75	1,356,281.63	345,889.66	282,993.91	440,506.51
Jan - 18	604,923,287.18	960,207.97	475,008.65	199,500.54	404,017.84
Feb - 18	578,831,482.33	992,621.09	512,566.25	189,176.77	255,408.35
Mar - 18	550,863,808.86	925,722.88	445,929.54	229,389.94	258,707.73

Compartment German Auto Loans 5

Monthly Investor Report



Reporting Date	Apr 11, 2018			
Payment Date	Apr 20, 2018			
Period No	18			
Monthly Period	Mar 31, 2018			
Interest Period	From	Mar 20, 2018	to	Apr 20, 2018 = 31 days

19. Seasoning

Initial Portfolio

Group (in months)	Aggregate Principal Balance (in EUR)	Aggregate Principal Balance (in % of total)	Number of Contracts	Number of Contracts (in % of total)
<= 6	513,461,995.51	47.75	25,739	42.82
> 6 - <= 12	226,923,217.37	21.10	12,091	20.11
> 12 - <= 24	222,568,634.78	20.70	13,792	22.94
> 24 - <= 36	93,678,838.18	8.71	6,697	11.14
> 36 - <= 42	10,978,926.39	1.02	1,006	1.67
> 42 - <= 48	4,808,691.72	0.45	486	0.81
> 48 - <= 53	2,879,655.80	0.27	300	0.50
> 53	0.00	0.00	0	0.00
Total	1,075,299,959.75	100.00	60,111	100.00

WA Seasoning (in months):	10.84
Min (in months):	3.00
Max (in months):	53.00

Compartment German Auto Loans 5

Monthly Investor Report



Reporting Date	Apr 11, 2018		
Payment Date	Apr 20, 2018		
Period No	18		
Monthly Period	Mar 31, 2018		
Interest Period	From	Mar 20, 2018	to Apr 20, 2018 = 31 days

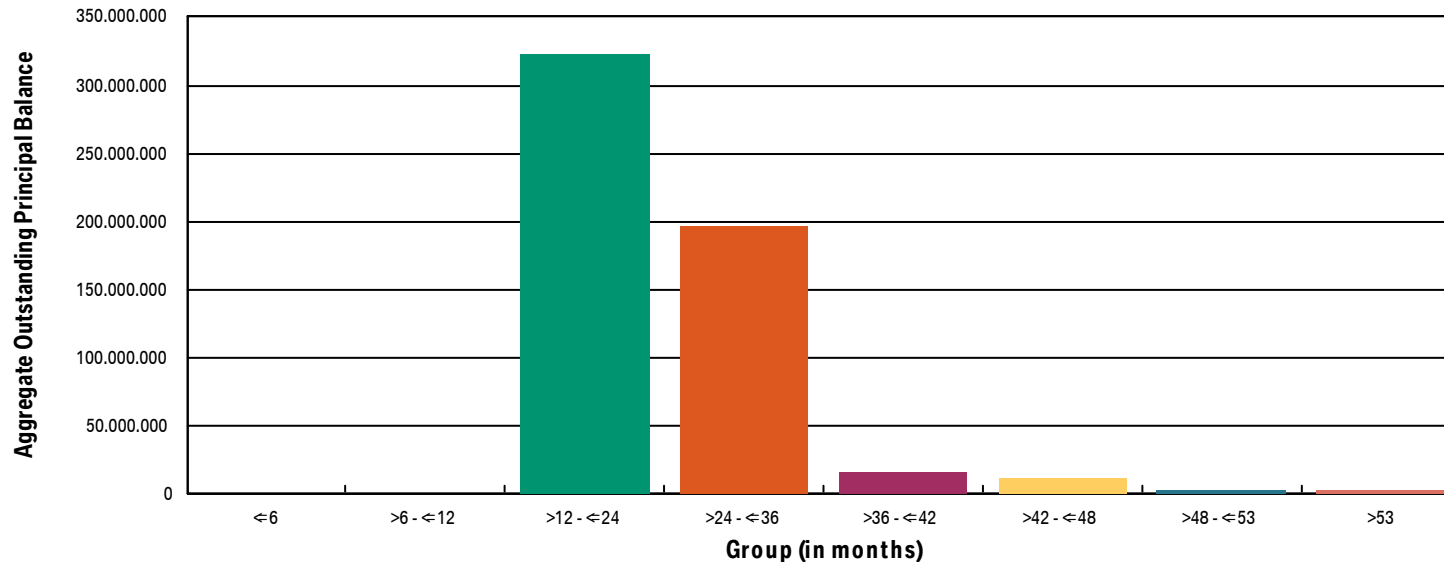
19. Seasoning

Portfolio as of: Mar 31, 2018

Group (in months)	Aggregate Outstanding Principal Balance (in EUR)	Aggregate Outstanding Principal Balance (in % of total)	Number of Contracts	Number of Contracts (in % of total)
<= 6	0.00	0.00	0	0.00
> 6 - <= 12	0.00	0.00	0	0.00
> 12 - <= 24	322,423,831.16	58.33	21,236	52.75
> 24 - <= 36	196,710,059.42	35.59	14,983	37.22
> 36 - <= 42	15,521,834.71	2.81	1,958	4.86
> 42 - <= 48	11,899,015.52	2.15	1,197	2.97
> 48 - <= 53	3,222,811.55	0.58	414	1.03
> 53	2,946,006.59	0.53	472	1.17
Total	552,723,558.95	100.00	40,260	100.00

WA Seasoning (in months):	25.98
Min (in months):	21.00
Max (in months):	71.00

19a. Seasoning (graph)



Compartment German Auto Loans 5

Monthly Investor Report



Reporting Date	Apr 11, 2018			
Payment Date	Apr 20, 2018			
Period No	18			
Monthly Period	Mar 31, 2018			
Interest Period	From	Mar 20, 2018	to	Apr 20, 2018 = 31 days

20. Remaining Term

Initial Portfolio

Group (in months)	Aggregate Principal Balance (in EUR)	Aggregate Principal Balance (in % of total)	Number of Contracts	Number of Contracts (in % of total)
<= 6	20,798,111.35	1.93	2,129	3.54
> 6 - <= 12	62,043,913.58	5.77	5,270	8.77
> 12 - <= 24	216,926,052.89	20.17	14,643	24.36
> 24 - <= 36	461,531,199.46	42.92	23,125	38.47
> 36 - <= 42	68,695,580.55	6.39	3,896	6.48
> 42 - <= 48	86,831,785.01	8.08	4,327	7.20
> 48 - <= 53	45,890,323.30	4.27	2,001	3.33
> 53	112,582,993.61	10.47	4,720	7.85
Total	1,075,299,959.75	100.00	60,111	100.00

WA Remaining Term (in months):	31.83
Min (in months):	3.00
Max (in months):	60.00

Compartment German Auto Loans 5

Monthly Investor Report



Reporting Date	Apr 11, 2018			
Payment Date	Apr 20, 2018			
Period No	18			
Monthly Period	Mar 31, 2018			
Interest Period	From	Mar 20, 2018	to	Apr 20, 2018 = 31 days

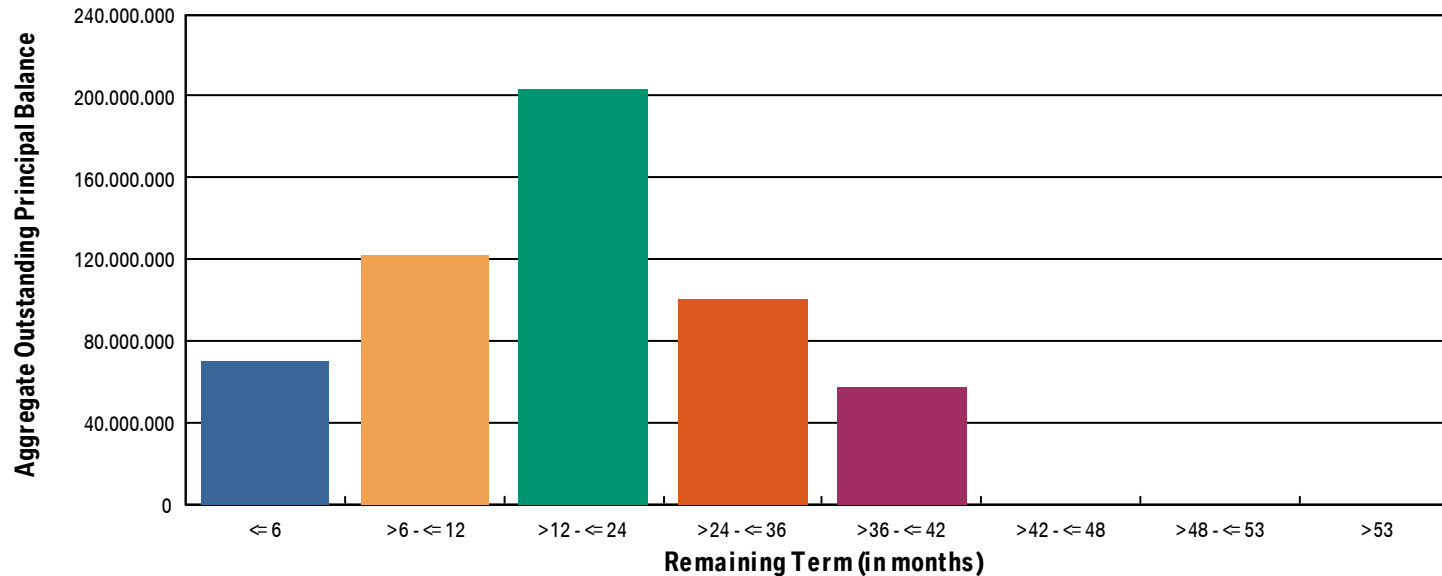
20. Remaining Term

Portfolio as of: Mar 31, 2018

Group (in months)	Aggregate Outstanding Principal Balance (in EUR)	Aggregate Outstanding Principal Balance (in % of total)	Number of Contracts	Number of Contracts (in % of total)
<= 6	69,825,205.78	12.63	10,205	25.35
> 6 - <= 12	121,753,653.08	22.03	8,277	20.56
> 12 - <= 24	203,193,230.80	36.76	12,942	32.15
> 24 - <= 36	100,316,327.52	18.15	5,895	14.64
> 36 - <= 42	57,635,141.77	10.43	2,941	7.31
> 42 - <= 48	0.00	0.00	0	0.00
> 48 - <= 53	0.00	0.00	0	0.00
> 53	0.00	0.00	0	0.00
Total	552,723,558.95	100.00	40,260	100.00

WA Remaining Term (in months):	18.00
Min (in months):	0.00
Max (in months):	42.00

20a. Remaining Term (graph)



Compartment German Auto Loans 5

Monthly Investor Report



Reporting Date	Apr 11, 2018			
Payment Date	Apr 20, 2018			
Period No	18			
Monthly Period	Mar 31, 2018			
Interest Period	From	Mar 20, 2018	to	Apr 20, 2018 = 31 days

21. Original Term

Initial Portfolio

Group (in months)	Aggregate Principal Balance (in EUR)	Aggregate Principal Balance (in % of total)	Number of Contracts	Number of Contracts (in % of total)
<= 6	0.00	0.00	0	0.00
> 6 - <= 12	755,642.02	0.07	247	0.41
> 12 - <= 24	40,304,275.47	3.75	4,425	7.36
> 24 - <= 36	623,602,005.18	57.99	33,569	55.85
> 36 - <= 42	6,532,424.98	0.61	499	0.83
> 42 - <= 48	163,854,877.82	15.24	9,826	16.35
> 48 - <= 53	877,754.24	0.08	56	0.09
> 53	239,372,980.04	22.26	11,489	19.11
Total	1,075,299,959.75	100.00	60,111	100.00

WA Original Term (in months):	42.67
Min (in months):	12.00
Max (in months):	96.00

Compartment German Auto Loans 5

Monthly Investor Report



Reporting Date	Apr 11, 2018		
Payment Date	Apr 20, 2018		
Period No	18		
Monthly Period	Mar 31, 2018		
Interest Period	From	Mar 20, 2018	to Apr 20, 2018 = 31 days

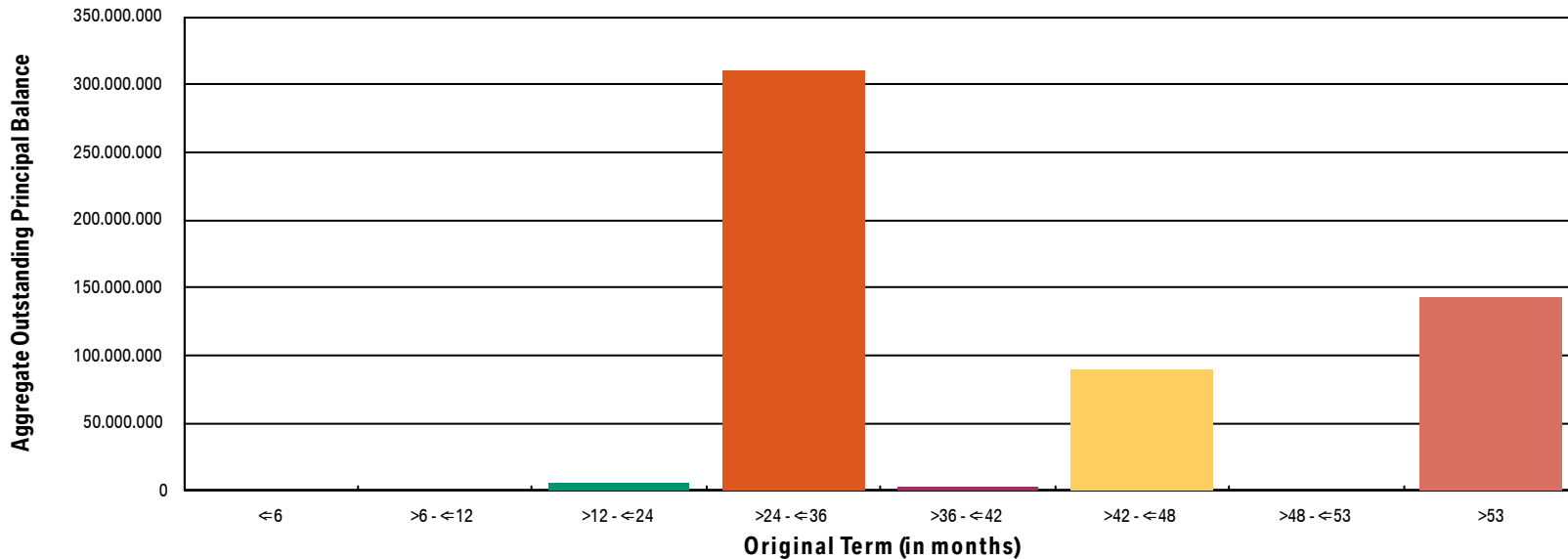
21. Original Term

Portfolio as of: Mar 31, 2018

Group (in months)	Aggregate Outstanding Principal Balance (in EUR)	Aggregate Outstanding Principal Balance (in % of total)	Number of Contracts	Number of Contracts (in % of total)
<= 6	0.00	0.00	0	0.00
> 6 - <= 12	0.00	0.00	0	0.00
> 12 - <= 24	5,877,082.93	1.06	1,956	4.86
> 24 - <= 36	310,820,116.79	56.23	22,065	54.81
> 36 - <= 42	3,018,156.14	0.55	323	0.80
> 42 - <= 48	90,149,433.91	16.31	7,130	17.71
> 48 - <= 53	399,206.73	0.07	37	0.09
> 53	142,459,562.45	25.77	8,749	21.73
Total	552,723,558.95	100.00	40,260	100.00

WA Original Term (in months):	44.01
Min (in months):	18.00
Max (in months):	96.00

21a. Original Term (graph)



Compartment German Auto Loans 5

Monthly Investor Report



Reporting Date	Apr 11, 2018			
Payment Date	Apr 20, 2018			
Period No	18			
Monthly Period	Mar 31, 2018			
Interest Period	From	Mar 20, 2018	to	Apr 20, 2018 = 31 days

22. Vehicle Class

Initial Portfolio

Group	Aggregate Principal Balance (in EUR)	Aggregate Principal Balance (in % of total)	Number of Contracts	Number of Contracts (in % of total)
BMW 1 Series	146,672,405.77	13.64	11,296	18.79
BMW 2 Series	82,922,645.22	7.71	3,480	5.79
BMW 3 Series	164,357,045.23	15.28	10,198	16.97
BMW 4 Series	37,243,190.54	3.46	1,136	1.89
BMW 5 Series	136,534,367.43	12.70	6,542	10.88
BMW 6 Series	12,000,051.05	1.12	318	0.53
BMW 7 Series	20,499,531.87	1.91	703	1.17
BMW X1 Series	74,567,841.28	6.93	4,127	6.87
BMW X3 Series	68,158,284.25	6.34	3,068	5.10
BMW X4 Series	12,984,192.20	1.21	321	0.53
BMW X5 Series	55,219,912.04	5.14	1,733	2.88
BMW X6 Series	23,366,226.03	2.17	602	1.00
BMW Z Series	12,893,256.57	1.20	703	1.17
MINI	122,921,806.64	11.43	8,390	13.96
Non BMW Group Models (incl. Motorcycles)	32,726,810.87	3.04	2,657	4.42
Other BMW Group (incl. Motorcycles)	72,232,392.76	6.72	4,837	8.05
Total	1,075,299,959.75	100.00	60,111	100.00

Compartment German Auto Loans 5

Monthly Investor Report



Reporting Date	Apr 11, 2018			
Payment Date	Apr 20, 2018			
Period No	18			
Monthly Period	Mar 31, 2018			
Interest Period	From	Mar 20, 2018	to	Apr 20, 2018 = 31 days

Portfolio as of: Mar 31, 2018

Group	Aggregate Outstanding Principal Balance (in EUR)	Aggregate Outstanding Principal Balance (in % of total)	Number of Contracts	Number of Contracts (in % of total)
BMW 1 Series	77,033,646.17	13.94	7,698	19.12
BMW 2 Series	59,536,169.09	10.77	3,109	7.72
BMW 3 Series	83,496,559.21	15.11	6,625	16.46
BMW 4 Series	23,567,825.48	4.26	885	2.20
BMW 5 Series	70,446,769.79	12.75	4,359	10.83
BMW 6 Series	7,949,372.40	1.44	276	0.69
BMW 7 Series	9,940,297.67	1.80	435	1.08
BMW X1 Series	37,589,133.70	6.80	2,763	6.86
BMW X3 Series	34,852,651.58	6.31	2,048	5.09
BMW X4 Series	7,172,739.81	1.30	237	0.59
BMW X5 Series	27,364,859.39	4.95	1,107	2.75
BMW X6 Series	12,499,468.96	2.26	424	1.05
BMW Z Series	5,940,429.83	1.07	446	1.11
BMW i Series	731,823.49	0.13	27	0.07
MINI	67,257,983.13	12.17	5,918	14.70
Non BMW Group Models (incl. Motorcycles)	14,992,196.94	2.71	1,706	4.24
Other BMW Group (incl. Motorcycles)	12,351,632.31	2.23	2,197	5.46
Total	552,723,558.95	100.00	40,260	100.00

Compartment German Auto Loans 5

Monthly Investor Report



Reporting Date	Apr 11, 2018			
Payment Date	Apr 20, 2018			
Period No	18			
Monthly Period	Mar 31, 2018			
Interest Period	From	Mar 20, 2018	to	Apr 20, 2018 = 31 days

23. Payment Type

Initial Portfolio:

Group	Aggregate Principal Balance (in EUR)	Aggregate Principal Balance (in % of total)	Number of Contracts	Number of Contracts (in % of total)
Direct debit	1,072,751,732.87	99.76	59,957	99.74
Self payment	2,548,226.88	0.24	154	0.26
Total	1,075,299,959.75	100.00	60,111	100.00

Portfolio as of: Mar 31, 2018

Group	Aggregate Outstanding Principal Balance (in EUR)	Aggregate Outstanding Principal Balance (in % of total)	Number of Contracts	Number of Contracts (in % of total)
Direct debit	543,818,850.47	98.39	38,961	96.77
Self payment	8,904,708.48	1.61	1,299	3.23
Total	552,723,558.95	100.00	40,260	100.00

24. Interest Rates

Weighted Average Nominal Interest Rate (in %)		
Aggregate Principal Balance (Initial)	1,075,299,959.75	3.53
Aggregate Outstanding Principal Balance	552,723,558.95	3.39

Compartment German Auto Loans 5

Monthly Investor Report



Reporting Date	Apr 11, 2018			
Payment Date	Apr 20, 2018			
Period No	18			
Monthly Period	Mar 31, 2018			
Interest Period	From	Mar 20, 2018	to	Apr 20, 2018 = 31 days

25. Credit Type

Initial Portfolio

Credit Type	Aggregate Principal Balance (in EUR)	Aggregate Principal Balance (in % of total)	Number of Contracts	Number of Contracts (in % of total)
Balloon	1,060,074,871.58	98.58	57,636	95.88
Equal Instalment Loan	15,225,088.17	1.42	2,475	4.12
Total	1,075,299,959.75	100.00	60,111	100.00

Portfolio as of: Mar 31, 2018

Credit Type	Aggregate Outstanding Principal Balance (in EUR)	Aggregate Outstanding Principal Balance (in % of total)	Number of Contracts	Number of Contracts (in % of total)
Balloon	548,418,545.83	99.22	38,982	96.83
Equal Instalment Loan	4,305,013.12	0.78	1,278	3.17
Total	552,723,558.95	100.00	40,260	100.00

Compartment German Auto Loans 5

Monthly Investor Report



Reporting Date	Apr 11, 2018			
Payment Date	Apr 20, 2018			
Period No	18			
Monthly Period	Mar 31, 2018			
Interest Period	From	Mar 20, 2018	to	Apr 20, 2018 = 31 days

26. Contracts Per Customer

Initial Portfolio:

Group	Aggregate Principal Balance (in EUR)	Aggregate Principal Balance (in % of total)	Number of Contracts	Number of Contracts (in % of total)
1	1,017,602,889.73	94.63	57,446	95.57
2 - 4	51,656,379.60	4.80	2,379	3.96
5 - 7	2,535,838.20	0.24	133	0.22
8 - 10	1,010,395.69	0.09	34	0.06
> 10	2,494,456.53	0.23	119	0.20
Total	1,075,299,959.75	100.00	60,111	100.00

Portfolio as of: Mar 31, 2018

Group	Aggregate Outstanding Principal Balance (in EUR)	Aggregate Outstanding Principal Balance (in % of total)	Number of Contracts	Number of Contracts (in % of total)
1	533,761,789.57	96.57	39,139	97.22
2 - 4	17,527,758.68	3.17	1,027	2.55
5 - 7	1,013,135.78	0.18	59	0.15
8 - 10	89,069.89	0.02	18	0.04
> 10	331,805.03	0.06	17	0.04
Total	552,723,558.95	100.00	40,260	100.00

Compartment German Auto Loans 5

Monthly Investor Report



Reporting Date	Apr 11, 2018		
Payment Date	Apr 20, 2018		
Period No	18		
Monthly Period	Mar 31, 2018		
Interest Period	From	Mar 20, 2018	to Apr 20, 2018 = 31 days

27. Amortisation

Initial Portfolio

Period	Principal Balance (in EUR)
	1,075,299,959.75
1	1,060,386,536.06
2	1,045,426,599.52
3	1,026,524,829.90
4	1,007,855,953.55
5	988,686,108.16
6	967,785,992.11
7	946,194,178.56
8	923,515,218.64
9	901,472,839.78
10	878,059,167.42
11	856,341,784.93
12	834,355,646.06
13	811,456,793.04
14	790,219,649.31
15	768,583,336.56
16	747,367,096.70
17	724,682,607.23
18	700,065,405.54
19	673,439,291.74
20	648,989,076.41
21	623,439,136.21
22	596,069,967.45
23	571,980,335.04
24	548,230,253.84
25	524,914,708.88
26	503,309,658.01
27	479,758,473.01
28	459,530,956.11
29	417,248,019.52
30	368,110,583.56

Current Portfolio

Period	Principal Balance in EUR	Reduction in EUR
	552,723,558.95	
1	531,363,381.57	21,360,177.38
2	513,235,468.07	18,127,913.50
3	494,846,981.57	18,388,486.50
4	473,873,112.75	20,973,868.82
5	455,350,661.38	18,522,451.37
6	437,004,596.90	18,346,064.48
7	419,255,129.99	17,749,466.91
8	402,317,648.60	16,937,481.39
9	383,777,678.30	18,539,970.30
10	367,699,207.65	16,078,470.65
11	334,636,409.71	33,062,797.94
12	295,185,618.83	39,450,790.88
13	252,745,696.29	42,439,922.54
14	212,300,246.70	40,445,449.59
15	163,012,993.98	49,287,252.72
16	157,225,313.00	5,787,680.98
17	151,732,438.78	5,492,874.22
18	146,354,377.26	5,378,061.52
19	140,813,804.86	5,540,572.40
20	135,332,227.36	5,481,577.50
21	130,152,452.28	5,179,775.08
22	125,247,919.35	4,904,532.93
23	115,637,177.52	9,610,741.83
24	105,267,835.90	10,369,341.62
25	93,878,828.77	11,389,007.13
26	83,338,614.07	10,540,214.70
27	72,239,045.39	11,099,568.68
28	68,769,267.96	3,469,777.43
29	65,548,532.54	3,220,735.42
30	62,583,922.35	2,964,610.19

Compartment German Auto Loans 5

Monthly Investor Report



Reporting Date	Apr 11, 2018		
Payment Date	Apr 20, 2018		
Period No	18		
Monthly Period	Mar 31, 2018		
Interest Period	From	Mar 20, 2018	to Apr 20, 2018 = 31 days

27. Amortisation

Initial Portfolio

Period	Principal Balance (in EUR)
31	315,883,732.10
32	266,971,426.53
33	207,605,891.99
34	199,995,423.62
35	192,652,298.34
36	185,570,957.79
37	178,252,601.50
38	171,226,550.03
39	164,203,833.86
40	157,860,640.63
41	145,432,969.52
42	132,451,308.60
43	118,294,874.77
44	104,799,700.84
45	91,436,580.53
46	86,948,391.53
47	82,655,660.97
48	78,735,516.85
49	74,089,415.13
50	69,538,105.32
51	65,370,908.76
52	61,561,880.36
53	50,953,560.47
54	38,628,975.62
55	25,461,519.43
56	13,413,160.21
57	13,091.22
58	4,532.28
59	1,245.01
60	0.00

Current Portfolio

Period	Principal Balance in EUR	Reduction in EUR
31	58,917,520.02	3,666,402.33
32	55,398,649.46	3,518,870.56
33	52,219,477.03	3,179,172.43
34	49,132,050.31	3,087,426.72
35	40,945,202.94	8,186,847.37
36	30,934,813.55	10,010,389.39
37	20,559,729.98	10,375,083.57
38	10,759,765.21	9,799,964.77
39	10,164.86	10,749,600.35
40	3,933.97	6,230.89
41	1,245.01	2,688.96
42	0.00	1,245.01
43	0.00	0.00
44	0.00	0.00
45	0.00	0.00
46	0.00	0.00
47	0.00	0.00
48	0.00	0.00
49	0.00	0.00
50	0.00	0.00
51	0.00	0.00
52	0.00	0.00
53	0.00	0.00
54	0.00	0.00
55	0.00	0.00
56	0.00	0.00
57	0.00	0.00
58	0.00	0.00
59	0.00	0.00
60	0.00	0.00

Compartment German Auto Loans 5

Monthly Investor Report



Reporting Date	Apr 11, 2018			
Payment Date	Apr 20, 2018			
Period No	18			
Monthly Period	Mar 31, 2018			
Interest Period	From	Mar 20, 2018	to	Apr 20, 2018 = 31 days

28. Priority of Payments

Priority of Payments*

Available Distribution Amount	+	34,948,926.89
Taxes	-	0.00
Trustee Payment	-	0.00
Senior Expenses	-	3,075.00
Swap Net Payment	-	0.00
Class A Interest	-	12,100.00
Class B Interest	-	64,840.83
Cash Reserve	-	5,380,000.00
Principal Class A	-	29,488,911.06
Principal Class B	-	0.00
Swap Termination Event	-	0.00
Subordinated Loan Interest	-	0.00
Subordinated Loan Principal	-	0.00
Seller	-	0.00

*all Amounts in EUR

Compartment German Auto Loans 5

Monthly Investor Report



Reporting Date	Apr 11, 2018
Payment Date	Apr 20, 2018
Period No	18
Monthly Period	Mar 31, 2018
Interest Period	From Mar 20, 2018 to Apr 20, 2018 = 31 days

29. Transaction costs

	Class A	Class B	Subordinated Loan	Total
Senior Expenses				3,075.00
Interest accrued for the Period (in EUR)	12,100.00	64,840.83	4,076.84	81,017.67
Interest payments for the Period (in EUR)	12,100.00	64,840.83	0.00	76,940.83
Cumulative Interest Payments (in EUR)	314,700.00	1,144,145.85	0.00	1,458,845.85
Unpaid Interest for the Period (in EUR)	0.00	0.00	4,076.84	4,076.84
Cumulative Unpaid Interest (in EUR)	0.00	0.00	71,817.62	71,817.62

Compartment German Auto Loans 5

Monthly Investor Report



Reporting Date	Apr 11, 2018			
Payment Date	Apr 20, 2018			
Period No	18			
Monthly Period	Mar 31, 2018			
Interest Period	From	Mar 20, 2018	to	Apr 20, 2018 = 31 days

30. Ratings

	Fitch	S&P	Moody's	DBRS
Notes - current ratings				
Class A	AAA	N/A	Aaa	N/A
Class B	N/A	N/A	N/A	N/A

		Fitch	S&P	Moody's	DBRS	Trigger Breached	
Transaction Parties - current ratings							
	BMW AG	long term	N/A	A+	A1	A	no
		short term	N/A	A-1	P-1	N/A	no
Issuer Account Bank:	Elavon Financial Services Limited, UK Branch	long term	AA-	AA-	Aa2	N/A	no
		short term	F1+	A-1+	P-1	N/A	no
Swap Provider:	Lloyds Bank PLC	long term	A+	A	Aa3	A	no
		short term	F1	A-1	P-1	R-1 M	no
Calculation Agent:	Elavon Financial Services Limited, UK Branch	long term	AA-	AA-	Aa2	N/A	no
		short term	F1+	A-1+	P-1	N/A	no
Trustee:	U.S. Bank Trustees Limited	long term	AA-	A+	A1	N/A	no
		short term	F1+	A-1	P-1	N/A	no

		Fitch	S&P	Moody's	DBRS	
Transaction Parties - required ratings						
	BMW AG	long term	N/A	N/A	A2	N/A
		short term	N/A	N/A	P-1	N/A
Issuer Account Bank:	Elavon Financial Services Limited, UK Branch	long term	A	N/A	A2	N/A
		short term	F1	N/A	P-1	N/A
Swap Provider:	Lloyds Bank PLC	long term	A	N/A	Baa1	N/A
		short term	F1	N/A	N/A	N/A

Compartment German Auto Loans 5

Monthly Investor Report



Reporting Date	Apr 11, 2018
Payment Date	Apr 20, 2018
Period No	18
Monthly Period	Mar 31, 2018
Interest Period	From Mar 20, 2018 to Apr 20, 2018 = 31 days

31. Swap counterparty data

Swap counterparty data	
Swap counterparty provider	Lloyds Bank PLC
Swap termination event	No

Swap data	
Swap type	Fixed floating interest rate swap
Notional amount (in EUR)	467,458,113.13
Fixed rate (in %)	-0.4119
Floating rate (Euribor in %)	-0.3700
Net swap payments (in EUR) (- from SPV / + to SPV)	11,517.65