

Compartment German Auto Loans 5

Monthly Investor Report



Cover Sheet Monthly Investor Report

Index

1. Contact Information
2. Reporting Contact Details
3. Counterparty History
4. Overview Dates
5. Portfolio information
6. Reserves
7. Performance data
8. Defaulted Amount & Recovery Amount
9. Defaulted Amount & Recovery Amount - Loan Level Data
10. Outstanding Note Balance
11. Original Principal Balance
12. Aggregate Principal Balance
13. Aggregate Outstanding Principal Balance
14. Down Payments
15. Borrower Concentration
16. Geographical Distribution
17. Object Type
18. Delinquencies
19. Seasoning
20. Remaining Term
21. Original Term
22. Vehicle Class
23. Payment Type
24. Interest Rates
25. Credit Type
26. Contracts per Customer
27. Amortisation
28. Priority of Payments
29. Transaction Costs
30. Ratings
31. Swap Counterparties

Reporting Date	May 11, 2017
Payment Date	May 22, 2017
Period No	7
Monthly Period	Apr 30, 2017
Interest Period	From Apr 20, 2017 to May 22, 2017 = 32 days

Compartment German Auto Loans 5

Monthly Investor Report



Reporting Date	May 11, 2017
Payment Date	May 22, 2017
Period No	7
Monthly Period	Apr 30, 2017
Interest Period	From Apr 20, 2017 to May 22, 2017 = 32 days

1. Contact Information

Transaction Parties

Issuer:

Bavarian Sky S.A.

Acting in respect of its Compartment German Auto Loans 5

L-2453 Luxembourg

Luxembourg

Attn: Valérie Schleimer

valerie.schleimer@intertrustgroup.com

+352 26 44 91

Corporate Administrator:

Intertrust (Luxembourg) S.à r.l.

6, Rue Eugène Ruppert

L-2453 Luxembourg

Luxembourg

Attn: Valérie Schleimer

valerie.schleimer@intertrustgroup.com

+352 26 44 91

Originator/Service:

BMW Bank GmbH

Heidemannstrasse 164

80939 Munich

Germany

Anne Schoen

abs.bmwgroup@bmw.de

+49-89-382-13846

Michael Dalchow

abs.bmwgroup@bmw.de

+49-89-382-53070

Compartment German Auto Loans 5

Monthly Investor Report



Reporting Date	May 11, 2017
Payment Date	May 22, 2017
Period No	7
Monthly Period	Apr 30, 2017
Interest Period	From Apr 20, 2017 to May 22, 2017 = 32 days

1. Contact Information

Transaction Parties

Calculation Agent/Paying Agent/ Interest Determination Agent:

Elavon Financial Services Limited, UK Branch
125 Old Broad Street, 5th Floor
EC2N 1AR London
United Kingdom
Attn: Structured Finance Relationship Management
mbs.relationship.management@usbank.com

Trustee:

U.S. Bank Trustees Limited
125 Old Broad Street 5th Floor
EC2N 1AR London
United Kingdom
Attn: Structured Finance Relationship Management
mbs.relationship.management@usbank.com; chris.yates1@usbank.com
+44 207 330 2144

Issuer Account Bank:

Elavon Financial Services Limited, UK Branch
125 Old Broad Street, 5th Floor
EC2N 1AR London
United Kingdom
Attn: Structured Finance Relationship Management
mbs.relationship.management@usbank.com

Data Trustee:

Intertrust Trustees Limited
35 Great St. Helen's
EC3A 6AP London
United Kingdom
Attn: The Directors
IntertrustTrustees-uk@intertrustgroup.com
+44 20 73986300

Compartment German Auto Loans 5

Monthly Investor Report



Reporting Date	May 11, 2017
Payment Date	May 22, 2017
Period No	7
Monthly Period	Apr 30, 2017
Interest Period	From Apr 20, 2017 to May 22, 2017 = 32 days

1. Contact Information

Transaction Parties

Swap Counterparty:

Lloyds Bank PLC
10 Gresham Street
EC2V 7AE London
United Kingdom
WMTT-IRPConfirmations@lloydsbanking.com

Rating Agencies:

Fitch Ratings Ltd
30 North Colonnade, Canary Wharf
E14 5GN London
United Kingdom
ABSsurveillance@fitchratings.com

Moody's Investors Service Limited
One Canada Square, Canary Wharf
E14 5FH London
United Kingdom
monitor.abs@moodys.com

Compartment German Auto Loans 5

Monthly Investor Report



Reporting Date	May 11, 2017
Payment Date	May 22, 2017
Period No	7
Monthly Period	Apr 30, 2017
Interest Period	From Apr 20, 2017 to May 22, 2017 = 32 days

2. Reporting Contact Details

Contact for Servicer Report (Portfolio related information in Investor Report)

Contact for Investor Reporting:

BMW Bank GmbH

Heidemannstrasse 164
80939 Munich
Germany

Anne Schoen

abs.bmwgroup@bmw.de
+49-89-382-13846

Michael Dalchow

abs.bmwgroup@bmw.de
+49-89-382-53070

Calculation Agent:

Elavon Financial Services Limited, UK Branch

125 Old Broad Street, 5th Floor
EC2N 1AR London
United Kingdom

Attn: Structured Finance Relationship Management
mbs.relationship.management@usbank.com

3. Counterparty History

Replacement Party to be added if applicable

Compartment German Auto Loans 5

Monthly Investor Report



Reporting Date	May 11, 2017
Payment Date	May 22, 2017
Period No	7
Monthly Period	Apr 30, 2017
Interest Period	From Apr 20, 2017 to May 22, 2017 = 32 days

4. Overview Dates

Initial Cut-Off Date:	30/09/2016		
Issue Date:	20/10/2016	Legal Maturity Date:	20/10/2023
Reporting Date	11/05/2017		
Investor Reporting Date	18/05/2017		
Interest Determination Date	18/04/2017		
Reporting Frequency:	monthly		
Monthly Period No. (since Issue Date):	7	(since Issue Date)	
Payment Date:	22/05/2017		
Next Payment Date	20/06/2017		
Monthly Period:	01/04/2017	until	30/04/2017

Compartment German Auto Loans 5

Monthly Investor Report



Reporting Date	May 11, 2017		
Payment Date	May 22, 2017		
Period No	7		
Monthly Period	Apr 30, 2017		
Interest Period	From	Apr 20, 2017	to May 22, 2017 = 32 days

5. Portfolio information

	current period	prior period
Outstanding receivables in EUR	Aggregate outstanding principal balance	Aggregate outstanding principal balance
Beginning of period in EUR	898,098,059.39	932,105,977.04
Scheduled principal payments in EUR	18,379,588.11	18,507,966.00
Prepayment* principal in EUR	10,798,339.45	13,556,567.89
Prepayments* number of contracts	723	907
Repurchases* principal in EUR	1,259,887.39	1,873,779.83
Repurchases* number of contracts	68	91
Total principal collections in EUR	30,437,814.95	33,938,313.72
Total interest collections in EUR	2,585,922.62	2,685,215.64
Defaulted Amounts in EUR	45,746.15	69,603.93
Late Recoveries in EUR	-220.25	7,863.36
End of Period in EUR	867,614,498.29	898,098,059.39
Current prepayment rate (annualised) in %	13.77	16.42

* Prepayments are defined as all contracts that are early settled by the borrower and repurchases are defined as all contracts that are repurchased due to modification of contract.

Compartment German Auto Loans 5

Monthly Investor Report



Reporting Date	May 11, 2017			
Payment Date	May 22, 2017			
Period No	7			
Monthly Period	Apr 30, 2017			
Interest Period	From	Apr 20, 2017	to	May 22, 2017 = 32 days

6. Reserves

Aggregate outstanding notes balance

Initial outstanding notes balance in EUR 1,075,300,000.00

Cash Reserve	in %	in EUR
Outstanding cash reserve beginning of period		5,380,000.00
Interest on cash reserve - previous period		0.00
Required cash reserve		5,380,000.00
Outstanding cash reserve end of period		5,380,000.00

Triggers*								
Reserves	Current ratio	Trigger	Required Rating BMW AG				Trigger Breach	
			Fitch	S&P	Moody's	DBRS		
Commingling Reserve			Long Term	A	N/A	A2	N/A	no
			Short Term	F1	N/A	P-1	N/A	

* Breach of one of these triggers in conjunction with any other event as set out in the Servicing Agreement and / or the Receivables Purchase Agreement will oblige BMW Bank GmbH to post additional cash collateral. The Reserves will be adjusted on a monthly basis and shall be deposited in the Issuer Account and exclusively reserved to cover risks.

Commingling Reserve	in EUR
Outstanding Commingling Reserve end of period	0.00

Set-Off Risk (current ratio): 0,00%

Compartment German Auto Loans 5

Monthly Investor Report



Reporting Date	May 11, 2017		
Payment Date	May 22, 2017		
Period No	7		
Monthly Period	Apr 30, 2017		
Interest Period	From	Apr 20, 2017	to May 22, 2017 = 32 days

7. Performance data

Aggregate outstanding notes balance

Beginning of period (in EUR)	881,106,742.09
End of period (in EUR)	848,160,102.94

Ratios

31- 60 days past due	(in EUR)	(in %)
31- 60 days past due period before previous period	667,682.73	0.07
31- 60 days past due previous period	940,464.94	0.10
31- 60 days past due current period	1,118,085.96	0.13

61- 90 days past due	(in EUR)	(in %)
61- 90 days past due period before previous period	82,782.59	0.01
61- 90 days past due previous period	131,588.11	0.01
61- 90 days past due current period	444,027.66	0.05

Cumulative net loss ratio	Current ratio
Cumulative net loss ratio (in %)	0.02

Performance data

Number of contracts being 31 - 60 days delinquent	58
Number of contracts being 61 - 90 days delinquent	25
Balance of contracts being 31 - 60 days delinquent (in EUR)	1,118,085.96
Balance of contracts being 61 - 90 days delinquent (in EUR)	444,027.66
Defaulted amounts (in EUR)	45,746.15
Cumulative defaulted amounts (in EUR)	225,970.65
Recoveries (in EUR)	84,685.97
Cumulative recoveries (in EUR)	337,949.12

Compartment German Auto Loans 5

Monthly Investor Report



Reporting Date	May 11, 2017
Payment Date	May 22, 2017
Period No	7
Monthly Period	Apr 30, 2017
Interest Period	From Apr 20, 2017 to May 22, 2017 = 32 days

8. Defaulted Amount & Recovery Amount

(as at end of Monthly Period)

Collection Period	Number of Defaulted Agreements in Collection Period	Defaulted Amount in Collection Period (in EUR)	Aggregate Defaulted Amount since Initial Cut-Off Date (in EUR)	Purchased Amount of New Receivables (in EUR)	Aggregate Amount of Purchased Receivables (in EUR)	Cumulative Net Loss Ratio (in %)	Recovery Amount in Collection Period (in EUR)	Cumulative Recovery Amount (in EUR)
Sept - 16	0	n/a	n/a	1,075,299,959.75	1,075,299,959.75	n/a	n/a	n/a
Oct - 16	12	54.97	54.97	0.00	1,075,299,959.75	0.00	0.00	0.00
Nov - 16	9	47.02	101.99	0.00	1,075,299,959.75	0.00	0.00	0.00
Dec - 16	18	49,032.08	49,134.07	0.00	1,075,299,959.75	0.00	419.76	419.76
Jan - 17	20	18,531.85	67,665.92	0.00	1,075,299,959.75	0.01	46,042.72	46,462.48
Feb - 17	19	42,954.65	110,620.57	0.00	1,075,299,959.75	0.01	85,561.07	132,023.55
Mar - 17	34	69,603.93	180,224.50	0.00	1,075,299,959.75	0.02	121,239.60	253,263.15
Apr - 17	17	45,746.15	225,970.65	0.00	1,075,299,959.75	0.02	84,685.97	337,949.12

Compartment German Auto Loans 5

Monthly Investor Report



Reporting Date	May 11, 2017		
Payment Date	May 22, 2017		
Period No	7		
Monthly Period	Apr 30, 2017		
Interest Period	From	Apr 20, 2017	to May 22, 2017 = 32 days

9. Defaulted Amount & Recovery Amount - Loan Level Data*

	Month / Year of Default	Month / Year of Loan Origination	Principal Balance (Initial in EUR)	Principal Balance of Loan at Default (in EUR)	Recovery Total (in EUR)	Principal Balance End of Period (in EUR)	Object Type (new / used)	Vehicle Series	Customer Type (private / commercial)	Out of Deal (Month / Year)
1	Dec - 16	June - 16	50,214.58	49,378.14	2,609.96	46,768.18	Used	3 Series	Private	
2	Jan - 17	Dec - 13	37,533.92	37,141.54	20,598.75	16,542.79	New	5 Series	Commercial	
3	Jan - 17	Feb - 16	9,407.79	9,277.96	7,755.00	1,522.96	Used	Other BMW Group	Private	
4	Jan - 17	May - 14	15,875.79	15,875.79	15,309.40	566.39	Used	X6 Series	Commercial	
5	Feb - 17	Oct - 15	13,219.89	12,926.80	11,863.12	1,063.68	Used	1 Series	Private	
6	Feb - 17	Feb - 15	19,461.42	19,461.42	14,136.68	5,324.74	Used	5 Series	Commercial	
7	Feb - 17	Sept - 14	39,217.65	38,490.19	20,691.30	17,798.89	Used	5 Series	Commercial	
8	Feb - 17	Mar - 16	16,955.66	16,211.03	9,535.00	6,676.03	Used	Non BMW Group (incl. Motorcycles)	Commercial	
9	Feb - 17	Oct - 15	21,138.28	20,923.75	20,923.75	0.00	New	1 Series	Commercial	
10	Feb - 17	Sept - 15	20,895.96	20,424.93	16,243.70	4,181.23	Used	X1 Series	Commercial	
11	Mar - 17	Feb - 14	2,986.84	2,638.57	2,209.04	429.53	Used	Non BMW Group (incl. Motorcycles)	Commercial	
12	Mar - 17	May - 16	34,482.06	33,887.95	31,636.85	2,332.95	Used	5 Series	Private	
13	Mar - 17	Feb - 14	19,225.53	18,377.08	11,510.00	6,867.08	New	3 Series	Private	
14	Mar - 17	June - 16	20,796.00	20,323.47	11,470.73	8,852.74	Used	3 Series	Private	
15	Mar - 17	Apr - 15	22,146.23	21,646.23	19,598.87	2,047.36	Used	7 Series	Commercial	
16	Mar - 17	June - 16	9,620.04	9,509.16	8,002.23	1,506.93	Used	1 Series	Commercial	
17	Mar - 17	June - 15	78,120.15	76,221.90	28,842.56	47,379.34	New	7 Series	Commercial	
18	Apr - 17	Apr - 16	34,584.26	33,045.47	19,262.73	13,875.39	Used	X1 Series	Private	
19	Apr - 17	Dec - 15	10,263.99	9,400.14	6,650.00	2,750.14	Used	Non BMW Group (incl. Motorcycles)	Private	
20	Apr - 17	Dec - 14	72,265.28	69,328.43	47,918.19	21,410.24	New	X6 Series	Commercial	
21	Apr - 17	May - 16	19,354.35	18,812.95	11,075.30	7,737.65	Used	3 Series	Commercial	
22	Mar - 17	June - 15	11,477.74	253.15	105.96	147.19	Used	X3 Series	Commercial	Mar - 17

*Applicable only if loans have defaulted. Does not include defaulted amounts less than 10 EUR.

Compartment German Auto Loans 5

Monthly Investor Report



Reporting Date	May 11, 2017			
Payment Date	May 22, 2017			
Period No	7			
Monthly Period	Apr 30, 2017			
Interest Period	From	Apr 20, 2017	to	May 22, 2017 = 32 days

10. Outstanding note balance

1. Note balance	All Notes	Class A	Class B	
Initial note information for Class				
ISIN code		XS1484801763	XS1484802142	
Currency		EUR	EUR	
Legal final maturity		Oct 2023	Oct 2023	
Rating (Fitch / Moody's / S&P/DBRS)		AAA/Aaa/N/A/N/A	N/A/N/A/N/A/N/A	
Initial notes aggregate principal outstanding balance in EUR	1,075,300,000.00	1,000,000,000.00	75,300,000.00	
Nominal amount per note in EUR		100,000.00	100,000.00	
Initial number of notes per class in EUR		10,000	753	
Current Note Information				
Notes aggregate principal outstanding balance in EUR - BoP	881,106,742.09	805,806,742.09	75,300,000.00	
Available distribution amount in EUR	38,414,373.32			
Redemption per class in EUR		32,946,639.15	0,00	
Redemption per note in EUR		3,294.66	0.00	
Notes aggregate principal outstanding balance in EUR - EoP	848,160,102.94	772,860,102.94	75,300,000.00	
Current pool factor		0.77	1.00	
2. Payments to investor per note		Class A	Class B	
Interest Type		Floating Rate	Fixed Rate	
Reference Rate		1M_EURIBOR	NONE	
Actual Interest Rate		-0.371%	NONE	
Spread		0.400%	NONE	
Coupon		0.029%	1.000%	
Day count fraction		Actual/360	Actual/360	
Interest days		32 days	32 days	
Principal outstanding per note in EUR - BoP		80,580.67	100,000.00	
Principal repayment per note in EUR		3,294.66	0.00	
Principal outstanding per note in EUR - EoP		77,286.01	100,000.00	
Interest payment per Note in EUR		2.08	88.89	
3. Credit enhancement	Initial Period (in EUR)	Initial CE (in %)	Current Period (in EUR)	Current CE (in %)
Class A	1,000,000,000.00	7.50	772,860,102.94	11.54
Class B	75,300,000.00	0.50	75,300,000.00	2.86
Cash Reserve (+ Overcollateralisation)	5,379,959.75	0.00	24,834,395.35	0.00

"In its capacity as originator and lender, BMW Bank GmbH complies with the retention requirement of a material net economic interest in accordance with Art. 405 CRR. A minimum of 5.0% of the net economic interest will be retained throughout the life of the transaction in form of retention of the Class B Notes and the Subordinated Loan."

Compartment German Auto Loans 5

Monthly Investor Report



Reporting Date	May 11, 2017		
Payment Date	May 22, 2017		
Period No	7		
Monthly Period	Apr 30, 2017		
Interest Period	From	Apr 20, 2017	to May 22, 2017 = 32 days

10. Outstanding note balance

4. Clean-Up Call Option

If the aggregate outstanding principal balance has been reduced to less than 10% of the aggregate outstanding principal balance at the Issue Date, the seller will have the option under the receivables purchase Agreement to acquire all outstanding purchased receivables.

Aggregate outstanding principal balance at end of period (in EUR)

867,614,498.29

Clean-Up option exercisable

No

Compartment German Auto Loans 5

Monthly Investor Report



Reporting Date	May 11, 2017			
Payment Date	May 22, 2017			
Period No	7			
Monthly Period	Apr 30, 2017			
Interest Period	From	Apr 20, 2017	to	May 22, 2017 = 32 days

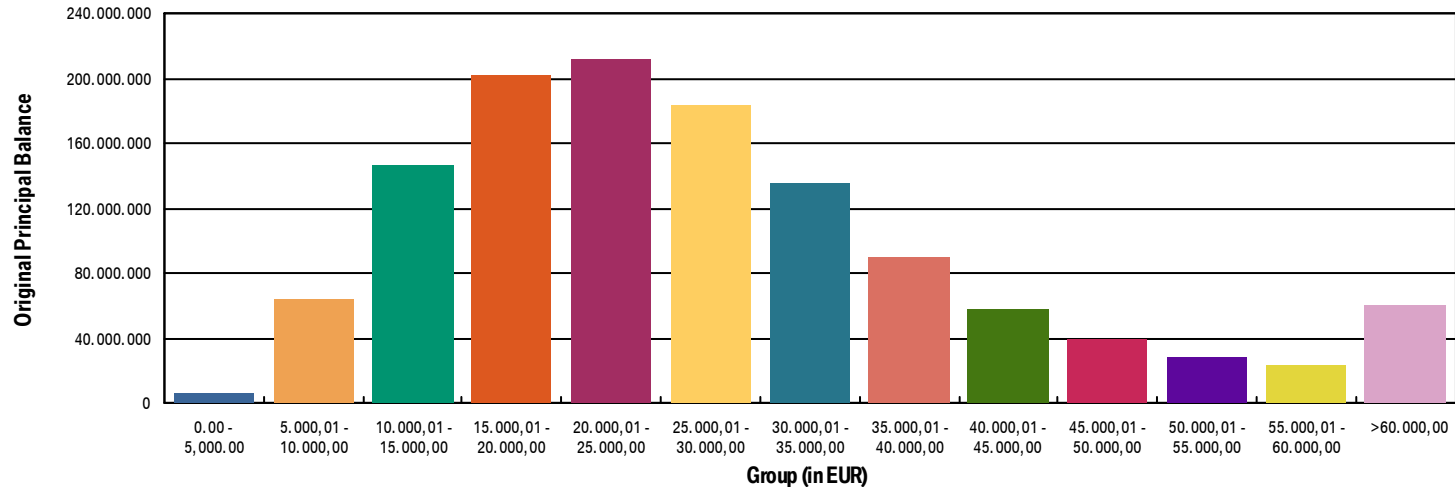
11. Original Principal Balance

Initial Portfolio as of origination of contract

Group (in EUR) (by Original Principal Balance)	Original principal balance (in EUR)	Original Principal Balance (in % of total)	Number of Contracts	Number of Contracts (in % of total)
0.00 - 5,000.00	6,992,674.68	0.56	1,862	3.10
5.000,01 - 10.000,00	64,956,645.53	5.18	8,288	13.79
10.000,01 - 15.000,00	146,836,978.81	11.70	11,642	19.37
15.000,01 - 20.000,00	202,190,645.60	16.11	11,518	19.16
20.000,01 - 25.000,00	212,735,086.38	16.95	9,471	15.76
25.000,01 - 30.000,00	183,995,892.42	14.66	6,707	11.16
30.000,01 - 35.000,00	136,384,047.80	10.87	4,213	7.01
35.000,01 - 40.000,00	90,221,057.97	7.19	2,416	4.02
40.000,01 - 45.000,00	58,755,377.74	4.68	1,385	2.30
45.000,01 - 50.000,00	39,632,006.73	3.16	838	1.39
50.000,01 - 55.000,00	28,130,280.93	2.24	537	0.89
55.000,01 - 60.000,00	23,199,116.97	1.85	403	0.67
> 60.000,00	60,851,137.78	4.85	831	1.38
Total	1,254,880,949.34	100.00	60,111	100.00

Average:	20,876.06
Min:	1,049.00
Max:	200,000.00

11a. Original Principal Balance (graph)



Compartment German Auto Loans 5

Monthly Investor Report



Reporting Date	May 11, 2017			
Payment Date	May 22, 2017			
Period No	7			
Monthly Period	Apr 30, 2017			
Interest Period	From	Apr 20, 2017	to	May 22, 2017 = 32 days

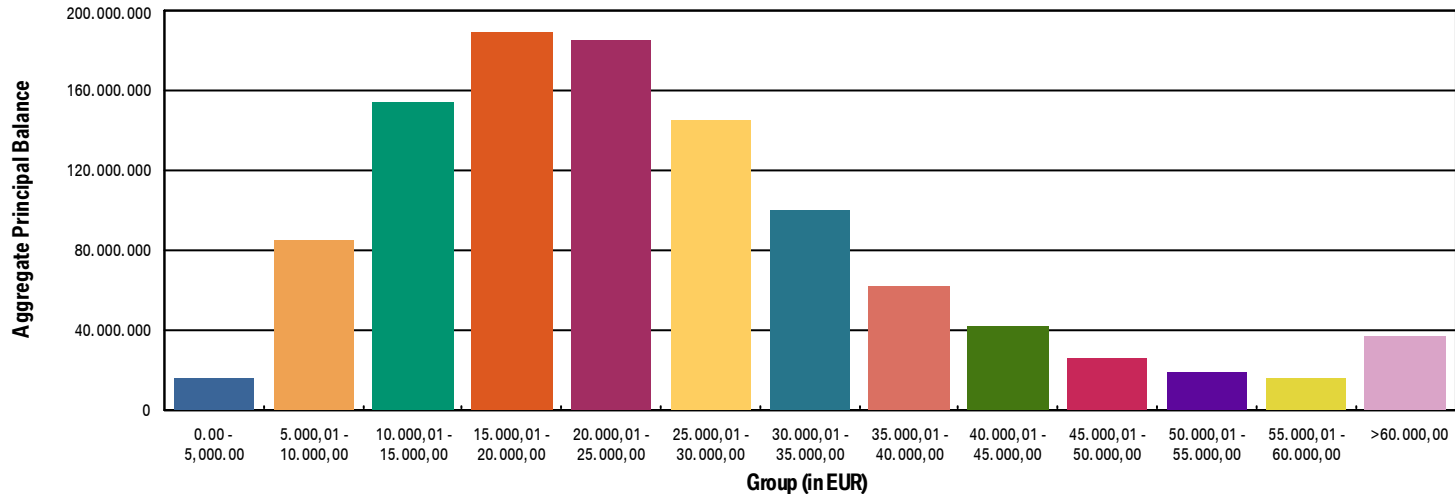
12. Aggregate Principal Balance

Initial Portfolio

Group (in EUR)	Aggregate Principal Balance (in EUR)	Aggregate Principal Balance (in % of total)	Number of Contracts	Number of Contracts (in % of total)
0.00 - 5,000.00	15,637,512.29	1.45	4,757	7.91
5.000,01 - 10.000,00	85,191,764.85	7.92	11,180	18.60
10.000,01 - 15.000,00	154,031,838.67	14.32	12,297	20.46
15.000,01 - 20.000,00	189,394,122.78	17.61	10,861	18.07
20.000,01 - 25.000,00	184,904,410.27	17.20	8,271	13.76
25.000,01 - 30.000,00	144,739,496.87	13.46	5,298	8.81
30.000,01 - 35.000,00	99,646,407.14	9.27	3,090	5.14
35.000,01 - 40.000,00	62,264,067.48	5.79	1,673	2.78
40.000,01 - 45.000,00	41,722,773.82	3.88	988	1.64
45.000,01 - 50.000,00	26,196,826.38	2.44	553	0.92
50.000,01 - 55.000,00	18,897,999.72	1.76	361	0.60
55.000,01 - 60.000,00	15,417,215.78	1.43	269	0.45
> 60.000,00	37,255,523.70	3.46	513	0.85
Total	1,075,299,959.75	100.00	60,111	100.00

Average:	17,888.57
Min:	197.27
Max:	187,245.56

12a. Aggregate Principal Balance (graph)



Compartment German Auto Loans 5

Monthly Investor Report



Reporting Date	May 11, 2017			
Payment Date	May 22, 2017			
Period No	7			
Monthly Period	Apr 30, 2017			
Interest Period	From	Apr 20, 2017	to	May 22, 2017 = 32 days

13. Aggregate Outstanding Principal Balance

Portfolio as of: Apr 30, 2017

Group (in EUR)	Aggregate Outstanding Principal Balance (in EUR)	Aggregate Outstanding Principal Balance (in % of total)	Number of Contracts	Number of Contracts (in % of total)
0.00 - 5,000.00	16,414,192.09	1.89	8,804	15.86
5.000,01 - 10.000,00	77,281,085.76	8.91	10,160	18.30
10.000,01 - 15.000,00	134,439,436.46	15.50	10,794	19.45
15.000,01 - 20.000,00	167,464,769.64	19.30	9,631	17.35
20.000,01 - 25.000,00	152,138,818.18	17.54	6,815	12.28
25.000,01 - 30.000,00	113,355,987.86	13.07	4,152	7.48
30.000,01 - 35.000,00	69,776,681.23	8.04	2,165	3.90
35.000,01 - 40.000,00	45,214,051.43	5.21	1,212	2.18
40.000,01 - 45.000,00	26,180,291.23	3.02	619	1.12
45.000,01 - 50.000,00	18,290,736.10	2.11	386	0.70
50.000,01 - 55.000,00	13,557,830.60	1.56	259	0.47
55.000,01 - 60.000,00	10,990,376.94	1.27	192	0.35
> 60.000,00	22,510,240.77	2.59	315	0.57
Total	867,614,498.29	100.00	55,504	100.00

WA:	15,631.57
Min:	0.00
Max:	147,997.32

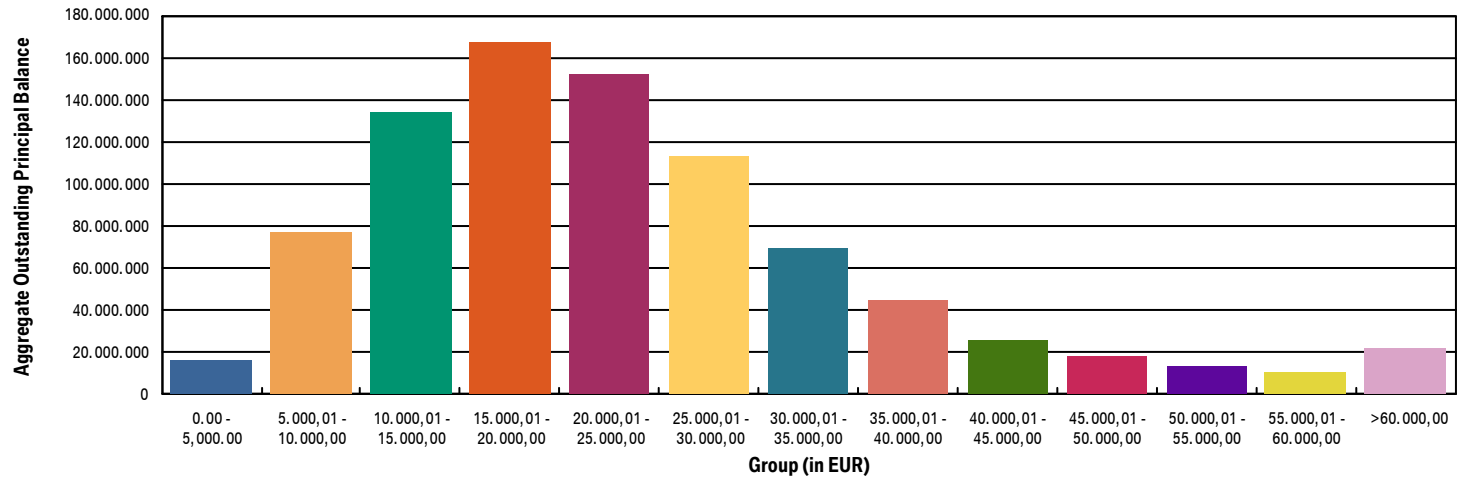
Compartment German Auto Loans 5

Monthly Investor Report



Reporting Date	May 11, 2017		
Payment Date	May 22, 2017		
Period No	7		
Monthly Period	Apr 30, 2017		
Interest Period	From	Apr 20, 2017	to May 22, 2017 = 32 days

13a. Aggregate Outstanding Principal Balance (graph)



Compartment German Auto Loans 5

Monthly Investor Report



Reporting Date	May 11, 2017				
Payment Date	May 22, 2017				
Period No	7				
Monthly Period	Apr 30, 2017				
Interest Period	From	Apr 20, 2017	to	May 22, 2017	= 32 days

14. Down Payments

Portfolio as of: Apr 30, 2017

Down Payment	Aggregate Outstanding Principal Balance (in EUR)	Aggregate Outstanding Principal Balance (in % of total)	Number of Contracts	Number of Contracts (in % of total)	Down Payment/ Purchase Price (in %)
No Down Payment	225,808,030.73	26.03	15,427	27.79	0.00
<=1000	18,054,315.06	2.08	1,448	2.61	4.62
1.000,01 - 2.000,00	41,667,278.80	4.80	3,195	5.76	9.02
2.000,01 - 3.000,00	54,945,346.93	6.33	4,053	7.30	12.89
3.000,01 - 4.000,00	48,209,497.14	5.56	3,534	6.37	16.56
4.000,01 - 5.000,00	80,664,614.59	9.30	5,253	9.46	18.60
5.000,01 - 6.000,00	48,761,468.23	5.62	3,055	5.50	20.72
6.000,01 - 7.000,00	42,025,723.10	4.84	2,605	4.69	22.91
7.000,01 - 8.000,00	41,747,064.04	4.81	2,501	4.51	24.67
8.000,01 - 9.000,00	24,604,895.28	2.84	1,429	2.57	25.64
9.000,01 - 10.000,00	69,849,461.44	8.05	3,848	6.93	27.49
10.000,01 - 11.000,00	15,510,432.12	1.79	831	1.50	27.79
11.000,01 - 12.000,00	20,979,904.38	2.42	1,149	2.07	29.99
12.000,01 - 13.000,00	15,216,895.52	1.75	814	1.47	31.06
13.000,01 - 14.000,00	12,087,886.82	1.39	642	1.16	32.00
14.000,01 - 15.000,00	28,699,163.59	3.31	1,526	2.75	34.48
> 15.000,00	78,782,520.52	9.08	4,194	7.56	41.45
Total	867,614,498.29	100.00	55,504	100.00	17.51

Minimum Down Payment:	9.25
Maximum Down Payment:	124,550.00
Average Down Payment:	5,783.61
Average Down Payment (customers that made a Down Payment):	8,009.92

Compartment German Auto Loans 5

Monthly Investor Report



Reporting Date	May 11, 2017			
Payment Date	May 22, 2017			
Period No	7			
Monthly Period	Apr 30, 2017			
Interest Period	From	Apr 20, 2017	to	May 22, 2017 = 32 days

15. Borrower Concentration

Portfolio as of: Apr 30, 2017

Borrower (Top 20)	Aggregate Outstanding Principal Balance (in EUR)	Aggregate Outstanding Principal Balance (in % of total)	Number of Contracts	Number of Contracts (in % of total)
1	367,248.46	0.04	17	0.03
2	326,564.73	0.04	8	0.01
3	316,213.16	0.04	13	0.02
4	290,150.55	0.03	14	0.03
5	247,183.61	0.03	2	0.00
6	241,853.25	0.03	5	0.01
7	233,633.80	0.03	10	0.02
8	225,177.33	0.03	4	0.01
9	212,937.41	0.02	28	0.05
10	203,474.31	0.02	8	0.01
11	188,522.77	0.02	2	0.00
12	167,123.08	0.02	4	0.01
13	153,109.30	0.02	6	0.01
14	153,082.24	0.02	3	0.01
15	152,444.78	0.02	7	0.01
16	150,045.43	0.02	4	0.01
17	147,997.32	0.02	1	0.00
18	140,910.49	0.02	3	0.01
19	140,474.46	0.02	2	0.00
20	136,098.73	0.02	1	0.00
Total	4,194,245.21	0.48	142	0.26
Total Portfolio Balance	867,614,498.29			

Compartment German Auto Loans 5

Monthly Investor Report



Reporting Date	May 11, 2017
Payment Date	May 22, 2017
Period No	7
Monthly Period	Apr 30, 2017
Interest Period	From Apr 20, 2017 to May 22, 2017 = 32 days

16. Geographical Distribution

Initial Portfolio

Post code area	Aggregate Principal Balance (in EUR)	Aggregate Principal Balance (in % of total)	Number of Contracts	Number of contracts (in % of total)
post code area 0	62,617,569.26	5.82	3,345	5.56
post code area 1	64,724,058.05	6.02	3,484	5.80
post code area 2	97,006,840.29	9.02	5,418	9.01
post code area 3	98,527,721.89	9.16	5,720	9.52
post code area 4	128,542,597.69	11.95	7,277	12.11
post code area 5	122,357,440.82	11.38	6,987	11.62
post code area 6	136,120,871.07	12.66	7,500	12.48
post code area 7	129,822,542.48	12.07	7,512	12.50
post code area 8	143,826,273.79	13.38	7,707	12.82
post code area 9	91,754,044.41	8.53	5,161	8.59
Total	1,075,299,959.75	100.00	60,111	100.00

Compartment German Auto Loans 5

Monthly Investor Report



Reporting Date	May 11, 2017			
Payment Date	May 22, 2017			
Period No	7			
Monthly Period	Apr 30, 2017			
Interest Period	From	Apr 20, 2017	to	May 22, 2017 = 32 days

16. Geographical Distribution

Portfolio as of: Apr 30, 2017

Post code area	Aggregate Outstanding Principal Balance (in EUR)	Aggregate Outstanding Principal Balance (in % of total)	Number of Contracts	Number of Contracts (in % of total)
post code area 0	50,714,388.84	5.85	3,116	5.61
post code area 1	52,675,743.09	6.07	3,206	5.78
post code area 2	78,818,799.30	9.08	5,029	9.06
post code area 3	79,313,225.23	9.14	5,276	9.51
post code area 4	103,259,053.37	11.90	6,721	12.11
post code area 5	98,694,339.43	11.38	6,468	11.65
post code area 6	110,299,355.00	12.71	6,953	12.53
post code area 7	104,708,976.64	12.07	6,915	12.46
post code area 8	116,585,801.34	13.44	7,085	12.76
post code area 9	72,414,319.64	8.35	4,723	8.51
post code area Others	130,496.41	0.02	12	0.02
Total	867,614,498.29	100.00	55,504	100.00

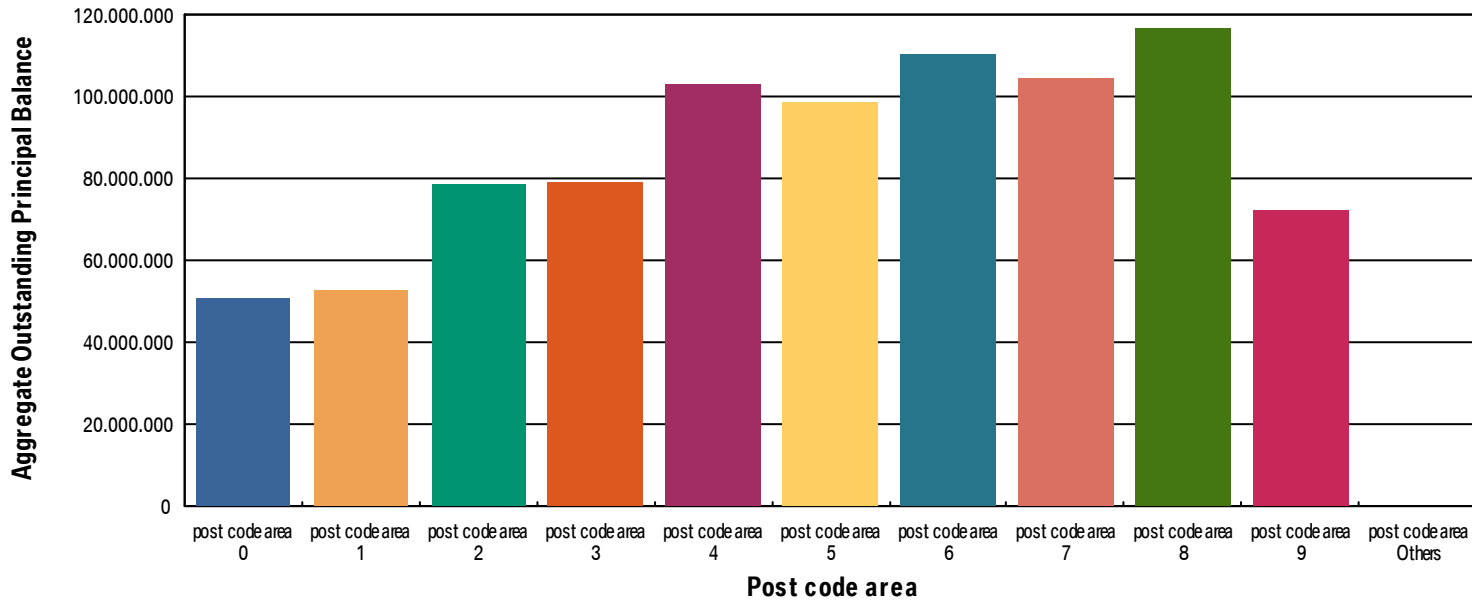
Compartment German Auto Loans 5

Monthly Investor Report



Reporting Date	May 11, 2017			
Payment Date	May 22, 2017			
Period No	7			
Monthly Period	Apr 30, 2017			
Interest Period	From	Apr 20, 2017	to	May 22, 2017 = 32 days

16a. Geographical Distribution (graph)



Compartment German Auto Loans 5

Monthly Investor Report



Reporting Date	May 11, 2017			
Payment Date	May 22, 2017			
Period No	7			
Monthly Period	Apr 30, 2017			
Interest Period	From	Apr 20, 2017	to	May 22, 2017 = 32 days

17. Object Type

Initial Portfolio

Car Type	Aggregate Principal Balance (in EUR)	Aggregate Principal Balance (in % of total)	Number of Contracts	Number of Contracts (in % of total)
New	501,246,255.90	46.61	21,802	36.27
Used	574,053,703.85	53.39	38,309	63.73
Total	1,075,299,959.75	100.00	60,111	100.00

Customer Group	Aggregate Principal Balance (in EUR)	Aggregate Principal Balance (in % of total)	Number of Contracts	Number of Contracts (in % of total)
Commercial	292,082,204.46	27.16	12,141	20.20
Private Individual	783,217,755.29	72.84	47,970	79.80
Total	1,075,299,959.75	100.00	60,111	100.00

Portfolio as of: Apr 30, 2017

Car Type	Aggregate Outstanding Principal Balance (in EUR)	Aggregate Outstanding Principal Balance (in % of total)	Number of Contracts	Number of Contracts (in % of total)
New	412,568,837.36	47.55	20,352	36.67
Used	455,045,660.93	52.45	35,152	63.33
Total	867,614,498.29	100.00	55,504	100.00

Customer Group	Aggregate Outstanding Principal Balance (in EUR)	Aggregate Outstanding Principal Balance (in % of total)	Number of Contracts	Number of Contracts (in % of total)
Commercial	233,000,938.30	26.86	11,145	20.08
Private Individual	634,613,559.99	73.14	44,359	79.92
Total	867,614,498.29	100.00	55,504	100.00

Compartment German Auto Loans 5

Monthly Investor Report



Reporting Date	May 11, 2017			
Payment Date	May 22, 2017			
Period No	7			
Monthly Period	Apr 30, 2017			
Interest Period	From	Apr 20, 2017	to	May 22, 2017 = 32 days

18. Delinquencies

Initial Portfolio

Days past due	Aggregate Principal Balance (in EUR)	Aggregate Principal Balance (in % of total)	Number of Contracts	Number of Contracts (in % of total)
1 - 30	0.00	0.00	0	0.00
31 - 60	0.00	0.00	0	0.00
61 - 90	0.00	0.00	0	0.00
91 - 120	0.00	0.00	0	0.00
> 120	0.00	0.00	0	0.00
Total	0.00	0.00	0	0.00

Portfolio as of: Apr 30, 2017

Days past due	Aggregate Outstanding Principal Balance (in EUR)	Aggregate Outstanding Principal Balance (in % of total)	Number of Contracts	Number of Contracts (in % of total)
1 - 30	8,803,977.07	1.01	489	0.88
31 - 60	1,118,085.96	0.13	58	0.10
61 - 90	444,027.66	0.05	25	0.05
91 - 120	75,267.03	0.01	10	0.02
> 120	145,063.06	0.02	5	0.01
Total	10,586,420.78	1.22	587	1.06

Compartment German Auto Loans 5

Monthly Investor Report



Reporting Date	May 11, 2017
Payment Date	May 22, 2017
Period No	7
Monthly Period	Apr 30, 2017
Interest Period	From Apr 20, 2017 to May 22, 2017 = 32 days

18a. Delinquencies Analysis

Monthly Period	Performing (in EUR)	31-60 days past due (in EUR)	61-90 days past due (in EUR)	91-120 days past due (in EUR)	>120 days past due (in EUR)
Oct - 16	1,050,465,864.65	0.00	0.00	0.00	0.00
Nov - 16	1,023,168,246.00	73,694.72	0.00	0.00	0.00
Dec - 16	991,189,256.94	773,609.52	25,355.68	0.00	0.00
Jan - 17	960,589,390.63	716,892.79	322,067.14	25,355.68	0.00
Feb - 17	931,192,969.16	667,682.73	82,782.59	137,186.88	25,355.68
Mar - 17	896,855,587.60	940,464.94	131,588.11	7,876.18	162,542.56
Apr - 17	865,832,054.58	1,118,085.96	444,027.66	75,267.03	145,063.06

Compartment German Auto Loans 5

Monthly Investor Report



Reporting Date	May 11, 2017			
Payment Date	May 22, 2017			
Period No	7			
Monthly Period	Apr 30, 2017			
Interest Period	From	Apr 20, 2017	to	May 22, 2017 = 32 days

19. Seasoning

Initial Portfolio

Group (in months)	Aggregate Principal Balance (in EUR)	Aggregate Principal Balance (in % of total)	Number of Contracts	Number of Contracts (in % of total)
<= 6	513,461,995.51	47.75	25,739	42.82
> 6 - <= 12	226,923,217.37	21.10	12,091	20.11
> 12 - <= 24	222,568,634.78	20.70	13,792	22.94
> 24 - <= 36	93,678,838.18	8.71	6,697	11.14
> 36 - <= 42	10,978,926.39	1.02	1,006	1.67
> 42 - <= 48	4,808,691.72	0.45	486	0.81
> 48 - <= 53	2,879,655.80	0.27	300	0.50
> 53	0.00	0.00	0	0.00
Total	1,075,299,959.75	100.00	60,111	100.00

WA Seasoning (in months):	10.84
Min (in months):	3.00
Max (in months):	53.00

Compartment German Auto Loans 5

Monthly Investor Report



Reporting Date	May 11, 2017			
Payment Date	May 22, 2017			
Period No	7			
Monthly Period	Apr 30, 2017			
Interest Period	From	Apr 20, 2017	to	May 22, 2017 = 32 days

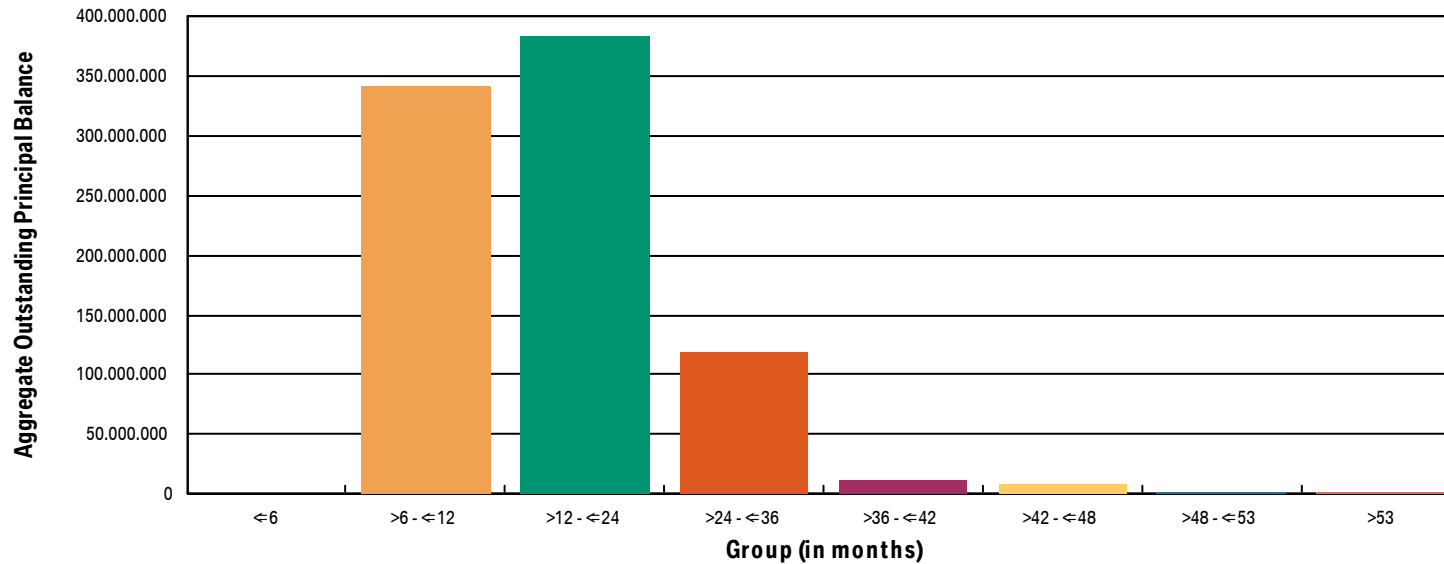
19. Seasoning

Portfolio as of: Apr 30, 2017

Group (in months)	Aggregate Outstanding Principal Balance (in EUR)	Aggregate Outstanding Principal Balance (in % of total)	Number of Contracts	Number of Contracts (in % of total)
<= 6	0.00	0.00	0	0.00
> 6 - <= 12	341,823,015.05	39.40	18,859	33.98
> 12 - <= 24	383,697,190.22	44.22	23,812	42.90
> 24 - <= 36	118,214,681.24	13.63	9,652	17.39
> 36 - <= 42	11,889,662.74	1.37	1,540	2.77
> 42 - <= 48	7,533,540.99	0.87	936	1.69
> 48 - <= 53	2,194,877.46	0.25	347	0.63
> 53	2,261,530.59	0.26	358	0.64
Total	867,614,498.29	100.00	55,504	100.00

WA Seasoning (in months):	16.92
Min (in months):	10.00
Max (in months):	60.00

19a. Seasoning (graph)



Compartment German Auto Loans 5

Monthly Investor Report



Reporting Date	May 11, 2017			
Payment Date	May 22, 2017			
Period No	7			
Monthly Period	Apr 30, 2017			
Interest Period	From	Apr 20, 2017	to	May 22, 2017 = 32 days

20. Remaining Term

Initial Portfolio

Group (in months)	Aggregate Principal Balance (in EUR)	Aggregate Principal Balance (in % of total)	Number of Contracts	Number of Contracts (in % of total)
<= 6	20,798,111.35	1.93	2,129	3.54
> 6 - <= 12	62,043,913.58	5.77	5,270	8.77
> 12 - <= 24	216,926,052.89	20.17	14,643	24.36
> 24 - <= 36	461,531,199.46	42.92	23,125	38.47
> 36 - <= 42	68,695,580.55	6.39	3,896	6.48
> 42 - <= 48	86,831,785.01	8.08	4,327	7.20
> 48 - <= 53	45,890,323.30	4.27	2,001	3.33
> 53	112,582,993.61	10.47	4,720	7.85
Total	1,075,299,959.75	100.00	60,111	100.00

WA Remaining Term (in months):	31.83
Min (in months):	3.00
Max (in months):	60.00

Compartment German Auto Loans 5

Monthly Investor Report



Reporting Date	May 11, 2017			
Payment Date	May 22, 2017			
Period No	7			
Monthly Period	Apr 30, 2017			
Interest Period	From	Apr 20, 2017	to	May 22, 2017 = 32 days

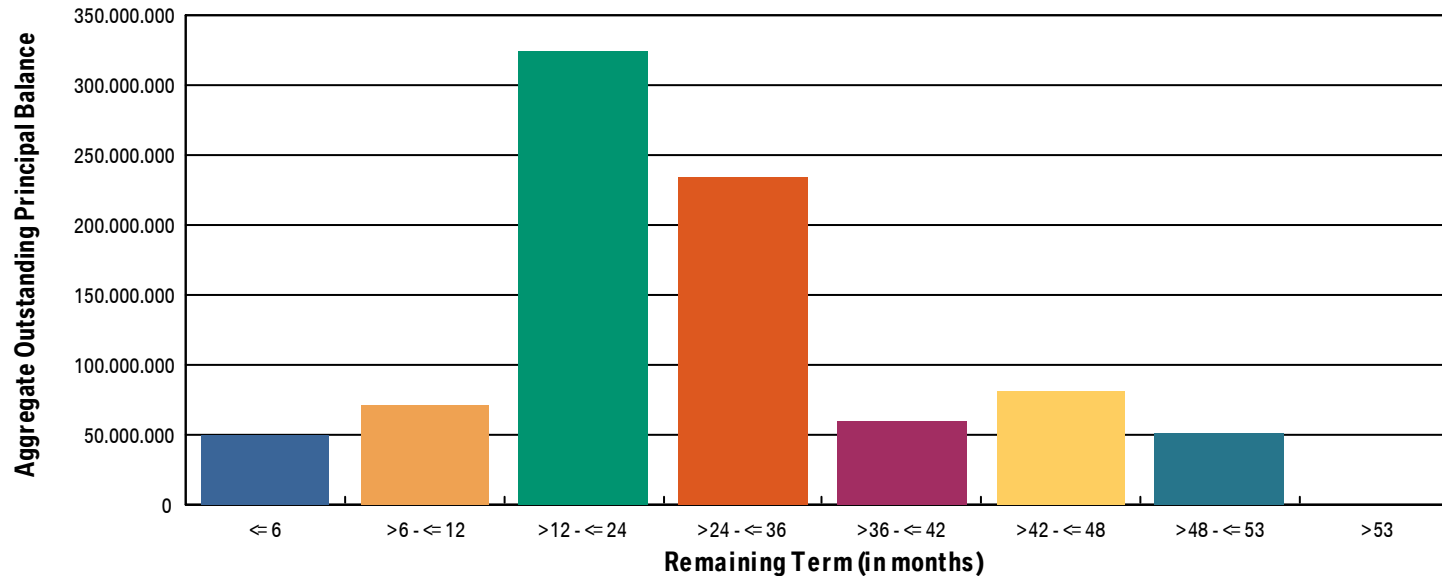
20. Remaining Term

Portfolio as of: Apr 30, 2017

Group (in months)	Aggregate Outstanding Principal Balance (in EUR)	Aggregate Outstanding Principal Balance (in % of total)	Number of Contracts	Number of Contracts (in % of total)
<= 6	48,707,095.35	5.61	8,220	14.81
> 6 - <= 12	70,439,422.03	8.12	5,882	10.60
> 12 - <= 24	323,402,383.28	37.27	19,306	34.78
> 24 - <= 36	233,573,584.49	26.92	12,955	23.34
> 36 - <= 42	59,588,579.02	6.87	3,156	5.69
> 42 - <= 48	80,582,485.80	9.29	3,704	6.67
> 48 - <= 53	51,320,948.32	5.92	2,281	4.11
> 53	0.00	0.00	0	0.00
Total	867,614,498.29	100.00	55,504	100.00

WA Remaining Term (in months):	26.09
Min (in months):	0.00
Max (in months):	53.00

20a. Remaining Term (graph)



Compartment German Auto Loans 5

Monthly Investor Report



Reporting Date	May 11, 2017			
Payment Date	May 22, 2017			
Period No	7			
Monthly Period	Apr 30, 2017			
Interest Period	From	Apr 20, 2017	to	May 22, 2017 = 32 days

21. Original Term

Initial Portfolio

Group (in months)	Aggregate Principal Balance (in EUR)	Aggregate Principal Balance (in % of total)	Number of Contracts	Number of Contracts (in % of total)
<= 6	0.00	0.00	0	0.00
> 6 - <= 12	755,642.02	0.07	247	0.41
> 12 - <= 24	40,304,275.47	3.75	4,425	7.36
> 24 - <= 36	623,602,005.18	57.99	33,569	55.85
> 36 - <= 42	6,532,424.98	0.61	499	0.83
> 42 - <= 48	163,854,877.82	15.24	9,826	16.35
> 48 - <= 53	877,754.24	0.08	56	0.09
> 53	239,372,980.04	22.26	11,489	19.11
Total	1,075,299,959.75	100.00	60,111	100.00

WA Original Term (in months):	42.67
Min (in months):	12.00
Max (in months):	96.00

Compartment German Auto Loans 5

Monthly Investor Report



Reporting Date	May 11, 2017		
Payment Date	May 22, 2017		
Period No	7		
Monthly Period	Apr 30, 2017		
Interest Period	From	Apr 20, 2017	to May 22, 2017 = 32 days

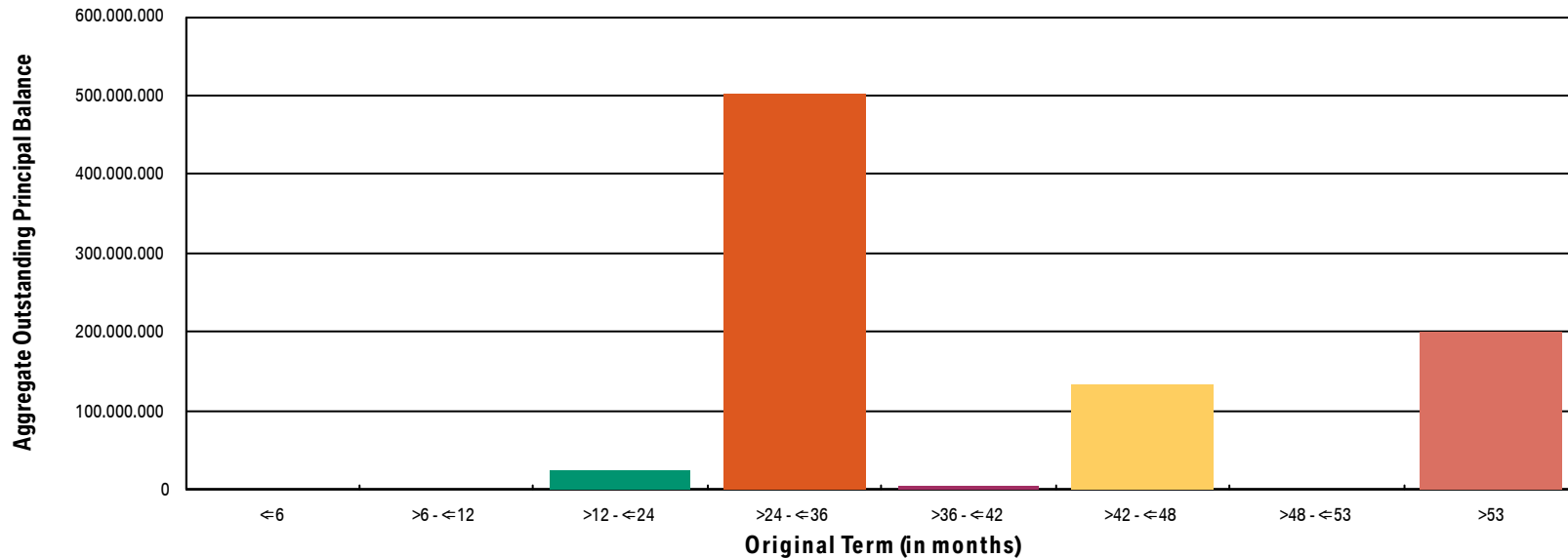
21. Original Term

Portfolio as of: Apr 30, 2017

Group (in months)	Aggregate Outstanding Principal Balance (in EUR)	Aggregate Outstanding Principal Balance (in % of total)	Number of Contracts	Number of Contracts (in % of total)
<= 6	0.00	0.00	0	0.00
> 6 - <= 12	89,104.82	0.01	191	0.34
> 12 - <= 24	25,289,316.56	2.91	3,816	6.88
> 24 - <= 36	501,597,385.85	57.81	31,029	55.90
> 36 - <= 42	4,965,082.41	0.57	446	0.80
> 42 - <= 48	133,991,017.38	15.44	9,167	16.52
> 48 - <= 53	609,884.09	0.07	47	0.08
> 53	201,072,707.18	23.18	10,808	19.47
Total	867,614,498.29	100.00	55,504	100.00

WA Original Term (in months):	43.04
Min (in months):	12.00
Max (in months):	96.00

21a. Original Term (graph)



Compartment German Auto Loans 5

Monthly Investor Report



Reporting Date	May 11, 2017			
Payment Date	May 22, 2017			
Period No	7			
Monthly Period	Apr 30, 2017			
Interest Period	From	Apr 20, 2017	to	May 22, 2017 = 32 days

22. Vehicle Class

Initial Portfolio

Group	Aggregate Principal Balance (in EUR)	Aggregate Principal Balance (in % of total)	Number of Contracts	Number of Contracts (in % of total)
BMW 1 Series	146,672,405.77	13.64	11,296	18.79
BMW 2 Series	82,922,645.22	7.71	3,480	5.79
BMW 3 Series	164,357,045.23	15.28	10,198	16.97
BMW 4 Series	37,243,190.54	3.46	1,136	1.89
BMW 5 Series	136,534,367.43	12.70	6,542	10.88
BMW 6 Series	12,000,051.05	1.12	318	0.53
BMW 7 Series	20,499,531.87	1.91	703	1.17
BMW X1 Series	74,567,841.28	6.93	4,127	6.87
BMW X3 Series	68,158,284.25	6.34	3,068	5.10
BMW X4 Series	12,984,192.20	1.21	321	0.53
BMW X5 Series	55,219,912.04	5.14	1,733	2.88
BMW X6 Series	23,366,226.03	2.17	602	1.00
BMW Z Series	12,893,256.57	1.20	703	1.17
MINI	122,921,806.64	11.43	8,390	13.96
Non BMW Group Models (incl. Motorcycles)	32,726,810.87	3.04	2,657	4.42
Other BMW Group (incl. Motorcycles)	72,232,392.76	6.72	4,837	8.05
Total	1,075,299,959.75	100.00	60,111	100.00

Compartment German Auto Loans 5

Monthly Investor Report



Reporting Date	May 11, 2017			
Payment Date	May 22, 2017			
Period No	7			
Monthly Period	Apr 30, 2017			
Interest Period	From	Apr 20, 2017	to	May 22, 2017 = 32 days

Portfolio as of: Apr 30, 2017

Group	Aggregate Outstanding Principal Balance (in EUR)	Aggregate Outstanding Principal Balance (in % of total)	Number of Contracts	Number of Contracts (in % of total)
BMW 1 Series	117,936,188.00	13.59	10,439	18.81
BMW 2 Series	72,918,219.38	8.40	3,330	6.00
BMW 3 Series	129,686,855.78	14.95	9,305	16.76
BMW 4 Series	30,932,658.00	3.57	1,062	1.91
BMW 5 Series	107,608,963.41	12.40	5,958	10.73
BMW 6 Series	9,664,558.83	1.11	298	0.54
BMW 7 Series	15,595,433.14	1.80	637	1.15
BMW X1 Series	59,400,721.79	6.85	3,798	6.84
BMW X3 Series	54,861,426.29	6.32	2,798	5.04
BMW X4 Series	10,702,579.13	1.23	295	0.53
BMW X5 Series	44,521,053.75	5.13	1,582	2.85
BMW X6 Series	19,358,719.78	2.23	560	1.01
BMW Z Series	10,260,697.34	1.18	660	1.19
MINI	101,802,679.03	11.73	7,887	14.21
Non BMW Group Models (incl. Motorcycles)	25,511,256.77	2.94	2,439	4.39
Other BMW Group (incl. Motorcycles)	56,852,487.87	6.55	4,456	8.03
Total	867,614,498.29	100.00	55,504	100.00

Compartment German Auto Loans 5

Monthly Investor Report



Reporting Date	May 11, 2017			
Payment Date	May 22, 2017			
Period No	7			
Monthly Period	Apr 30, 2017			
Interest Period	From	Apr 20, 2017	to	May 22, 2017 = 32 days

23. Payment Type

Initial Portfolio:

Group	Aggregate Principal Balance (in EUR)	Aggregate Principal Balance (in % of total)	Number of Contracts	Number of Contracts (in % of total)
Direct debit	1,072,751,732.87	99.76	59,957	99.74
Self payment	2,548,226.88	0.24	154	0.26
Total	1,075,299,959.75	100.00	60,111	100.00

Portfolio as of: Apr 30, 2017

Group	Aggregate Outstanding Principal Balance (in EUR)	Aggregate Outstanding Principal Balance (in % of total)	Number of Contracts	Number of Contracts (in % of total)
Direct debit	860,545,273.69	99.19	54,473	98.14
Self payment	7,069,224.60	0.81	1,031	1.86
Total	867,614,498.29	100.00	55,504	100.00

24. Interest Rates

Weighted Average Nominal Interest Rate (in %)		
Aggregate Principal Balance (Initial)	1,075,299,959.75	3.53
Aggregate Outstanding Principal Balance	867,614,498.29	3.47

Compartment German Auto Loans 5

Monthly Investor Report



Reporting Date	May 11, 2017			
Payment Date	May 22, 2017			
Period No	7			
Monthly Period	Apr 30, 2017			
Interest Period	From	Apr 20, 2017	to	May 22, 2017 = 32 days

25. Credit Type

Initial Portfolio

Credit Type	Aggregate Principal Balance (in EUR)	Aggregate Principal Balance (in % of total)	Number of Contracts	Number of Contracts (in % of total)
Balloon	1,060,074,871.58	98.58	57,636	95.88
Equal Instalment Loan	15,225,088.17	1.42	2,475	4.12
Total	1,075,299,959.75	100.00	60,111	100.00

Portfolio as of: Apr 30, 2017

Credit Type	Aggregate Outstanding Principal Balance (in EUR)	Aggregate Outstanding Principal Balance (in % of total)	Number of Contracts	Number of Contracts (in % of total)
Balloon	857,803,531.36	98.87	53,300	96.03
Equal Instalment Loan	9,810,966.93	1.13	2,204	3.97
Total	867,614,498.29	100.00	55,504	100.00

Compartment German Auto Loans 5

Monthly Investor Report



Reporting Date	May 11, 2017			
Payment Date	May 22, 2017			
Period No	7			
Monthly Period	Apr 30, 2017			
Interest Period	From	Apr 20, 2017	to	May 22, 2017 = 32 days

26. Contracts Per Customer

Initial Portfolio:

Group	Aggregate Principal Balance (in EUR)	Aggregate Principal Balance (in % of total)	Number of Contracts	Number of Contracts (in % of total)
1	1,017,602,889.73	94.63	57,446	95.57
2 - 4	51,656,379.60	4.80	2,379	3.96
5 - 7	2,535,838.20	0.24	133	0.22
8 - 10	1,010,395.69	0.09	34	0.06
> 10	2,494,456.53	0.23	119	0.20
Total	1,075,299,959.75	100.00	60,111	100.00

Portfolio as of: Apr 30, 2017

Group	Aggregate Outstanding Principal Balance (in EUR)	Aggregate Outstanding Principal Balance (in % of total)	Number of Contracts	Number of Contracts (in % of total)
1	826,159,582.54	95.22	53,338	96.10
2 - 4	37,736,076.07	4.35	1,957	3.53
5 - 7	2,095,181.99	0.24	119	0.21
8 - 10	437,108.11	0.05	18	0.03
> 10	1,186,549.58	0.14	72	0.13
Total	867,614,498.29	100.00	55,504	100.00

Compartment German Auto Loans 5

Monthly Investor Report



Reporting Date	May 11, 2017		
Payment Date	May 22, 2017		
Period No	7		
Monthly Period	Apr 30, 2017		
Interest Period	From	Apr 20, 2017	to May 22, 2017 = 32 days

27. Amortisation

Initial Portfolio

Period	Principal Balance (in EUR)
	1,075,299,959.75
1	1,060,386,536.06
2	1,045,426,599.52
3	1,026,524,829.90
4	1,007,855,953.55
5	988,686,108.16
6	967,785,992.11
7	946,194,178.56
8	923,515,218.64
9	901,472,839.78
10	878,059,167.42
11	856,341,784.93
12	834,355,646.06
13	811,456,793.04
14	790,219,649.31
15	768,583,336.56
16	747,367,096.70
17	724,682,607.23
18	700,065,405.54
19	673,439,291.74
20	648,989,076.41
21	623,439,136.21
22	596,069,967.45
23	571,980,335.04
24	548,230,253.84
25	524,914,708.88
26	503,309,658.01
27	479,758,473.01
28	459,530,956.11
29	417,248,019.52
30	368,110,583.56

Current Portfolio

Period	Principal Balance in EUR	Reduction in EUR
	867,614,498.29	
1	846,363,558.99	21,250,939.30
2	827,003,077.61	19,360,481.38
3	806,272,553.91	20,730,523.70
4	786,998,402.75	19,274,151.16
5	767,669,710.64	19,328,692.11
6	747,218,721.05	20,450,989.59
7	728,241,444.40	18,977,276.65
8	708,809,130.38	19,432,314.02
9	689,622,289.05	19,186,841.33
10	669,043,953.46	20,578,335.59
11	647,091,449.71	21,952,503.75
12	623,361,285.64	23,730,164.07
13	601,116,339.22	22,244,946.42
14	578,323,656.80	22,792,682.42
15	553,543,765.31	24,779,891.49
16	531,398,530.42	22,145,234.89
17	509,647,280.34	21,751,250.08
18	488,332,780.22	21,314,500.12
19	468,453,694.44	19,879,085.78
20	446,495,376.37	21,958,318.07
21	427,836,339.13	18,659,037.24
22	389,058,522.69	38,777,816.44
23	343,372,810.75	45,685,711.94
24	294,409,133.55	48,963,677.20
25	248,290,972.88	46,118,160.67
26	192,347,418.47	55,943,554.41
27	185,429,350.34	6,918,068.13
28	178,723,571.39	6,705,778.95
29	172,187,143.23	6,536,428.16
30	165,514,757.23	6,672,386.00

Compartment German Auto Loans 5

Monthly Investor Report



Reporting Date	May 11, 2017		
Payment Date	May 22, 2017		
Period No	7		
Monthly Period	Apr 30, 2017		
Interest Period	From	Apr 20, 2017	to May 22, 2017 = 32 days

27. Amortisation

Initial Portfolio

Period	Principal Balance (in EUR)
31	315,883,732.10
32	266,971,426.53
33	207,605,891.99
34	199,995,423.62
35	192,652,298.34
36	185,570,957.79
37	178,252,601.50
38	171,226,550.03
39	164,203,833.86
40	157,860,640.63
41	145,432,969.52
42	132,451,308.60
43	118,294,874.77
44	104,799,700.84
45	91,436,580.53
46	86,948,391.53
47	82,655,660.97
48	78,735,516.85
49	74,089,415.13
50	69,538,105.32
51	65,370,908.76
52	61,561,880.36
53	50,953,560.47
54	38,628,975.62
55	25,461,519.43
56	13,413,160.21
57	13,091.22
58	4,532.28
59	1,245.01
60	0.00

Current Portfolio

Period	Principal Balance in EUR	Reduction in EUR
31	159,070,776.63	6,443,980.60
32	152,727,275.04	6,343,501.59
33	146,960,766.13	5,766,508.91
34	135,625,713.30	11,335,052.83
35	123,507,146.67	12,118,566.63
36	110,246,360.19	13,260,786.48
37	97,724,831.88	12,521,528.31
38	85,025,327.79	12,699,504.09
39	80,905,281.68	4,120,046.11
40	76,951,139.71	3,954,141.97
41	73,369,999.59	3,581,140.12
42	69,087,303.67	4,282,695.92
43	64,869,839.07	4,217,464.60
44	61,058,383.98	3,811,455.09
45	57,523,466.31	3,534,917.67
46	47,762,666.71	9,760,799.60
47	36,206,462.59	11,556,204.12
48	23,873,854.73	12,332,607.86
49	12,586,741.52	11,287,113.21
50	10,902.89	12,575,838.63
51	4,181.03	6,721.86
52	1,245.01	2,936.02
53	0.00	1,245.01
54	0.00	0.00
55	0.00	0.00
56	0.00	0.00
57	0.00	0.00
58	0.00	0.00
59	0.00	0.00
60	0.00	0.00

Compartment German Auto Loans 5

Monthly Investor Report



Reporting Date	May 11, 2017		
Payment Date	May 22, 2017		
Period No	7		
Monthly Period	Apr 30, 2017		
Interest Period	From	Apr 20, 2017	to May 22, 2017 = 32 days

28. Priority of Payments

Priority of Payments*

Available Distribution Amount	+	38,414,373.32
Taxes	-	0.00
Trustee Payment	-	0.00
Senior Expenses	-	0.00
Swap Net Payment	-	0.00
Class A Interest	-	20,800.00
Class B Interest	-	66,934.17
Cash Reserve	-	5,380,000.00
Principal Class A	-	32,946,639.15
Principal Class B	-	0.00
Swap Termination Event	-	0.00
Subordinated Loan Interest	-	0.00
Subordinated Loan Principal	-	0.00
Seller	-	0.00

*all Amounts in EUR

Compartment German Auto Loans 5

Monthly Investor Report



Reporting Date	May 11, 2017		
Payment Date	May 22, 2017		
Period No	7		
Monthly Period	Apr 30, 2017		
Interest Period	From	Apr 20, 2017	to May 22, 2017 = 32 days

29. Transaction costs

	Class A	Class B	Subordinated Loan	Total
Senior Expenses				0.00
Interest accrued for the Period (in EUR)	20,800.00	66,934.17	4,203.57	91,937.74
Interest payments for the Period (in EUR)	20,800.00	66,934.17	0.00	87,734.17
Cumulative Interest Payments (in EUR)	153,100.00	447,620.85	0.00	600,720.85
Unpaid Interest for the Period (in EUR)	0.00	0.00	4,203.57	4,203.57
Cumulative Unpaid Interest (in EUR)	0.00	0.00	28,093.60	28,093.60

Compartment German Auto Loans 5

Monthly Investor Report



Reporting Date	May 11, 2017			
Payment Date	May 22, 2017			
Period No	7			
Monthly Period	Apr 30, 2017			
Interest Period	From	Apr 20, 2017	to	May 22, 2017 = 32 days

30. Ratings

			Fitch	S&P	Moody's	DBRS
Notes - current ratings						
	Class A		AAA	N/A	Aaa	N/A
	Class B		N/A	N/A	N/A	N/A

			Fitch	S&P	Moody's	DBRS	Trigger Breached
Transaction Parties - current ratings							
	BMW AG	long term	N/A	A+	A1	A	no
		short term	N/A	A-1	P-1	N/A	no
Issuer Account Bank:	Elavon Financial Services Limited	long term	AA	AA-	Aa2	N/A	no
		short term	F1+	A-1+	P-1	N/A	no
Swap Provider:	Lloyds Bank PLC	long term	A+	A	A1	A	no
		short term	F1	A-1	P-1	R-1 M	no
Calculation Agent:	Elavon Financial Services Limited	long term	AA	AA-	Aa2	N/A	no
		short term	F1+	A-1+	P-1	N/A	no
Trustee:	US Bank Trustees Limited	long term	AA	A+	A1	N/A	no
		short term	F1+	A-1	P-1	N/A	no

			Fitch	S&P	Moody's	DBRS
Transaction Parties - required ratings						
	BMW AG	long term	N/A	N/A	A2	N/A
		short term	N/A	N/A	P-1	N/A
Issuer Account Bank:	Elavon Financial Services Limited	long term	A	N/A	A2	N/A
		short term	F1	N/A	P-1	N/A
Swap Provider:	Lloyds Bank PLC	long term	A	N/A	Baa1	N/A
		short term	F1	N/A	N/A	N/A

Compartment German Auto Loans 5

Monthly Investor Report



Reporting Date	May 11, 2017
Payment Date	May 22, 2017
Period No	7
Monthly Period	Apr 30, 2017
Interest Period	From Apr 20, 2017 to May 22, 2017 = 32 days

31. Swap counterparty data

Swap counterparty data	
Swap counterparty provider	Lloyds Bank PLC
Swap termination event	No

Swap data	
Swap type	Fixed floating interest rate swap
Notional amount (in EUR)	805,806,742.09
Fixed rate (in %)	-0.412
Floating rate (Euribor in %)	-0.371
Net swap payments (in EUR) (- from SPV / + to SPV)	10,856.00