

Compartment German Auto Loans 5

Monthly Investor Report



Cover Sheet Monthly Investor Report

Index

1. Contact Information
2. Reporting Contact Details
3. Counterparty History
4. Overview Dates
5. Portfolio information
6. Reserves
7. Performance data
8. Defaulted Amount & Recovery Amount
9. Defaulted Amount & Recovery Amount - Loan Level Data
10. Outstanding Note Balance
11. Original Principal Balance
12. Aggregate Principal Balance
13. Aggregate Outstanding Principal Balance
14. Down Payments
15. Borrower Concentration
16. Geographical Distribution
17. Object Type
18. Delinquencies
19. Seasoning
20. Remaining Term
21. Original Term
22. Vehicle Class
23. Payment Type
24. Interest Rates
25. Credit Type
26. Contracts per Customer
27. Amortisation
28. Priority of Payments
29. Transaction Costs
30. Ratings
31. Swap Counterparties

Reporting Date	Jan 11, 2017
Payment Date	Jan 20, 2017
Period No	3
Monthly Period	Dec 31, 2016
Interest Period	From Dec 20, 2016 to Jan 20, 2017 = 31 days

Compartment German Auto Loans 5

Monthly Investor Report



Reporting Date	Jan 11, 2017
Payment Date	Jan 20, 2017
Period No	3
Monthly Period	Dec 31, 2016
Interest Period	From Dec 20, 2016 to Jan 20, 2017 = 31 days

1. Contact Information

Transaction Parties

Issuer:

Bavarian Sky S.A.

Acting in respect of its Compartment German Auto Loans 5

L-1150 Luxembourg

Luxembourg

Attn: The Directors

directors-lu@sfmeurope.com; LU-Bavariansky@sfmeurope.com

+352 2020-4146

Corporate Administrator:

Eliau Fiduciary Services (Luxembourg) S.a.r.l.

287-289, route d'Arlon

L-1150 Luxembourg

Luxembourg

Attn: the Managers

directors-lu@sfmeurope.com; LU-BavarianSky@sfmeurope.com

+352 20204100

Originator/Service:

BMW Bank GmbH

Heidemannstrasse 164

80939 Munich

Germany

Anne Schoen

abs.bmwgroup@bmw.de

+49-89-382-13846

Michael Dalchow

abs.bmwgroup@bmw.de

+49-89-382-53070

Compartment German Auto Loans 5

Monthly Investor Report



Reporting Date	Jan 11, 2017
Payment Date	Jan 20, 2017
Period No	3
Monthly Period	Dec 31, 2016
Interest Period	From Dec 20, 2016 to Jan 20, 2017 = 31 days

1. Contact Information

Transaction Parties

Calculation Agent/Paying Agent/ Interest Determination Agent:

Elavon Financial Services Limited, UK Branch
125 Old Broad Street, 5th Floor
EC2N 1AR London
United Kingdom
Attn: Structured Finance Relationship Management
mbs.relationship.management@usbank.com

Trustee:

U.S. Bank Trustees Limited
125 Old Broad Street 5th Floor
EC2N 1AR London
United Kingdom
Attn: Structured Finance Relationship Management
mbs.relationship.management@usbank.com; chris.yates1@usbank.com
+44 207 330 2144

Issuer Account Bank:

Elavon Financial Services Limited, UK Branch
125 Old Broad Street, 5th Floor
EC2N 1AR London
United Kingdom
Attn: Structured Finance Relationship Management
mbs.relationship.management@usbank.com

Data Trustee:

SFM Trustees Limited
35 Great St. Helen`s
EC3A 6AP London
United Kingdom
Attn: The Directors
directors-uk@sfmeurope.com
+44 20 73986300

Compartment German Auto Loans 5

Monthly Investor Report



Reporting Date	Jan 11, 2017
Payment Date	Jan 20, 2017
Period No	3
Monthly Period	Dec 31, 2016
Interest Period	From Dec 20, 2016 to Jan 20, 2017 = 31 days

1. Contact Information

Transaction Parties

Swap Counterparty:

Lloyds Bank PLC
10 Gresham Street
EC2V 7AE London
United Kingdom
WMTT-IRPConfirmations@lloydsbanking.com

Rating Agencies:

Fitch Ratings Ltd
30 North Colonnade, Canary Wharf
E14 5GN London
United Kingdom
ABSsurveillance@fitchratings.com

Moody's Investors Service Limited
One Canada Square, Canary Wharf
E14 5FH London
United Kingdom
monitor.abs@moodys.com

Compartment German Auto Loans 5

Monthly Investor Report



Reporting Date	Jan 11, 2017
Payment Date	Jan 20, 2017
Period No	3
Monthly Period	Dec 31, 2016
Interest Period	From Dec 20, 2016 to Jan 20, 2017 = 31 days

2. Reporting Contact Details

Contact for Servicer Report (Portfolio related information in Investor Report)

Contact for Investor Reporting:

BMW Bank GmbH

Heidemannstrasse 164
80939 Munich
Germany

Anne Schoen

abs.bmwgroup@bmw.de
+49-89-382-13846

Michael Dalchow

abs.bmwgroup@bmw.de
+49-89-382-53070

Calculation Agent:

Elavon Financial Services Limited, UK Branch

125 Old Broad Street, 5th Floor
EC2N 1AR London
United Kingdom

Attn: Structured Finance Relationship Management
mbs.relationship.management@usbank.com

3. Counterparty History

Replacement Party to be added if applicable

Compartment German Auto Loans 5

Monthly Investor Report



Reporting Date	Jan 11, 2017
Payment Date	Jan 20, 2017
Period No	3
Monthly Period	Dec 31, 2016
Interest Period	From Dec 20, 2016 to Jan 20, 2017 = 31 days

4. Overview Dates

Initial Cut-Off Date:	30/09/2016		
Issue Date:	20/10/2016	Legal Maturity Date:	20/10/2023
Reporting Date	11/01/2017		
Investor Reporting Date	18/01/2017		
Interest Determination Date	16/12/2016		
Reporting Frequency:	monthly		
Monthly Period No.:	3	(since Issue Date)	
Payment Date:	20/01/2017		
Next Payment Date	20/02/2017		
Monthly Period:	01/12/2016	until	31/12/2016

Compartment German Auto Loans 5

Monthly Investor Report



Reporting Date	Jan 11, 2017
Payment Date	Jan 20, 2017
Period No	3
Monthly Period	Dec 31, 2016
Interest Period	From Dec 20, 2016 to Jan 20, 2017 = 31 days

5. Portfolio information

	current period	prior period
Outstanding receivables in EUR	Aggregate outstanding principal balance	Aggregate outstanding principal balance
Beginning of period in EUR	1.023.241.940,72	1.050.465.864,65
Scheduled principal payments in EUR	17.238.735,26	14.744.438,62
Prepayment* principal in EUR	11.856.572,13	10.849.424,77
Prepayments* number of contracts	757	690
Repurchases* principal in EUR	2.109.379,11	1.630.013,52
Repurchases* number of contracts	111	86
Total principal collections in EUR	31.204.686,50	27.223.876,91
Total interest collections in EUR	2.981.068,31	3.066.204,08
Defaulted Amounts in EUR	49.032,08	47,02
Late Recoveries	0,00	0,00
End of Period in EUR	991.988.222,14	1.023.241.940,72
Current prepayment rate (annualised) in %	13.26%	11.87%

* Prepayments are defined as all contracts that are repurchased due to early settlement and repurchases are defined as all contracts that are repurchased due to modification of contract.

Compartment German Auto Loans 5

Monthly Investor Report



Reporting Date	Jan 11, 2017
Payment Date	Jan 20, 2017
Period No	3
Monthly Period	Dec 31, 2016
Interest Period	From Dec 20, 2016 to Jan 20, 2017 = 31 days

6. Reserves

Aggregate outstanding notes balance

Initial outstanding notes balance in EUR 1.075.300.000,00

Cash Reserve	in %	in EUR
Outstanding cash reserve beginning of period		5.380.000,00
Interest on cash reserve - previous period		0,00
Required cash reserve		5.380.000,00
Outstanding cash reserve end of period		5.380.000,00

Triggers								
Reserves	Current ratio	Trigger	Required Rating BMW AG				Trigger Breach	
			Fitch	S&P	Moody's	DBRS		
Set-Off Reserve I	0,00%		Long Term	N/A	N/A	N/A	N/A	no
			Short Term	N/A	N/A	N/A	N/A	
Commingling Reserve			Long Term	A	N/A	A2	N/A	no
			Short Term	F1	N/A	P-1	N/A	

Commingling Reserve	in EUR
Outstanding Commingling Reserve end of period	0,00

* Breach of one of these triggers in conjunction with any other event as set out in the Servicing Agreement and / or the Receivables Purchase Agreement will oblige BMW Bank GmbH to post additional cash collateral. The Reserves will be adjusted on a monthly basis and shall be deposited in the Issuer Account and exclusively reserved to cover risks.



Reporting Date	Jan 11, 2017
Payment Date	Jan 20, 2017
Period No	3
Monthly Period	Dec 31, 2016
Interest Period	From Dec 20, 2016 to Jan 20, 2017 = 31 days

7. Performance data

Aggregate outstanding notes balance

in EUR

Beginning of period in EUR	1.017.174.570,07
End of period in EUR	983.055.086,10

Ratios

31- 60 days past due

31- 60 days past due period before previous period	0,00	0,00%
31- 60 days past due previous period	73.694,72	0,01%
31- 60 days past due current period	773.609,52	0,08%

61- 90 days past due

61- 90 days past due period before previous period	0,00	0,00%
61- 90 days past due previous period	0,00	0,00%
61- 90 days past due current period	25.355,68	0,00%

Cumulative net loss ratio

Current ratio

Cumulative net loss ratio	0,00%
---------------------------	-------

Performance data

Number of contracts being 31 - 60 days delinquent	30
Number of contracts being 61 - 90 days delinquent	1
Balance in EUR of contracts being 31 - 60 days delinquent	773.609,52
Balance in EUR of contracts being 61 - 90 days delinquent	25.355,68
Defaulted amounts in EUR	49.032,08
Cumulative defaulted amounts in EUR	49.134,07
Recoveries in EUR	419,76
Cumulative recoveries in EUR	419,76

Compartment German Auto Loans 5

Monthly Investor Report



Reporting Date	Jan 11, 2017
Payment Date	Jan 20, 2017
Period No	3
Monthly Period	Dec 31, 2016
Interest Period	From Dec 20, 2016 to Jan 20, 2017 = 31 days

8. Defaulted Amount & Recovery Amount

(as at end of Monthly Period)

Collection Period	Number of Defaulted Agreements in Collection Period	Defaulted Amount in Collection Period	Aggregate Defaulted Amount since Initial Cut-Off Date	Purchased Amount of New Receivables	Aggregate Amount of Purchased Receivables	Cumulative Net Loss Ratio	Recovery Amount in Collection Period	Cumulative Recovery Amount
Sept - 16	0	n/a	n/a	1.075.299.959,75	1.075.299.959,75	n/a	n/a	n/a
Oct - 16	12	54,97	54,97	0,00	1.075.299.959,75	0.00%	0,00	0,00
Nov - 16	9	47,02	101,99	0,00	1.075.299.959,75	0.00%	0,00	0,00
Dec - 16	18	49.032,08	49.134,07	0,00	1.075.299.959,75	0.00%	419,76	419,76

9. Defaulted Amount & Recovery Amount - Loan Level Data*

	Month / Year of Default	Month / Year of Loan Origination	Principal Balance (Initial)	Principal Balance of Loan at Default	Recovery Total	Principal Balance End of Period	Object Type (new / used)	Vehicle Series	Customer Type	Out of Deal (Month / Year)
1	Dec - 16	June - 16	50.214,58	49.378,14	419,76	48.958,38	Used	3 Series	Private	

*Applicable only if loans have defaulted. Does not include defaulted amounts less than 10 EUR.

Compartment German Auto Loans 5

Monthly Investor Report



Reporting Date	Jan 11, 2017
Payment Date	Jan 20, 2017
Period No	3
Monthly Period	Dec 31, 2016
Interest Period	From Dec 20, 2016 to Jan 20, 2017 = 31 days

10. Outstanding note balance

1. Note balance	All Notes	Class A	Class B		
Initial note information for Class					
ISIN code		XS1484801763	XS1484802142		
Currency		EUR	EUR		
Legal final maturity		Oct 2023	Oct 2023		
Rating (Fitch / Moody's / S&P/DBRS)		AAA/Aaa/N/A/N/A	N/A/N/A/N/A/N/A		
Initial notes aggregate principal outstanding balance in EUR	1.075.300.000,00	1.000.000.000,00	75.300.000,00		
Nominal amount per note in EUR		100.000,00	100.000,00		
Initial number of notes per class in EUR		10.000	753		
Current Note Information					
Notes aggregate principal outstanding balance in EUR - BoP	1.017.174.570,07	941.874.570,07	75.300.000,00		
Available distribution amount in EUR	39.587.339,44				
Redemption per class in EUR		34.119.483,97	0,00		
Redemption per note in EUR		3.411,95	0,00		
Notes aggregate principal outstanding balance in EUR - EoP	983.055.086,10	907.755.086,10	75.300.000,00		
Current pool factor		0,91	1,00		
2. Payments to investor per note		Class A	Class B		
Interest Type		Floating Rate	Fixed Rate		
Reference Rate		1M_EURIBOR	NONE		
Actual Interest Rate		-0,372%	NONE		
Spread		0,400%	NONE		
Coupon		0,028%	1,000%		
Day count fraction		Actual/360	Actual/360		
Interest days		31 days	31 days		
Principal outstanding per note in EUR - BoP		94.187,46	100.000,00		
Principal repayment per note in EUR		3.411,95	0,00		
Principal outstanding per note in EUR - EoP		90.775,51	100.000,00		
Interest payment per Note in EUR		2,27	86,11		
3. Credit enhancement		Initial Period	Initial CE	Current Period	Current CE
Class A	1.000.000.000,00	7,50%		907.755.086,10	9,03%
Class B	75.300.000,00	0,50%		75.300.000,00	1,44%
Cash Reserve (+ Overcollateralisation)	5,379,959.75	0,00%		14.313.136,04	0.00%

In its capacity as originator and lender, BMW Bank GmbH complies with the retention requirement of a material net economic interest in accordance with Art. 405 CRR. A minimum of 5.0% of the net economic interest will be retained throughout the life of the transaction in form of retention of the Class B Notes and the Subordinated Loan.

Compartment German Auto Loans 5

Monthly Investor Report



Reporting Date	Jan 11, 2017
Payment Date	Jan 20, 2017
Period No	3
Monthly Period	Dec 31, 2016
Interest Period	From Dec 20, 2016 to Jan 20, 2017 = 31 days

10. Outstanding note balance

4. Clean-Up Call Option

If the aggregate outstanding principal balance has been reduced to less than 10% of the aggregate outstanding principal balance at the Issue Date, the seller will have the option under the receivables purchase Agreement to acquire all outstanding purchased receivables.

Aggregate outstanding principal balance at end of period

991.988.222,14

Clean-Up option exercisable

No

Compartment German Auto Loans 5

Monthly Investor Report



Reporting Date	Jan 11, 2017
Payment Date	Jan 20, 2017
Period No	3
Monthly Period	Dec 31, 2016
Interest Period	From Dec 20, 2016 to Jan 20, 2017 = 31 days

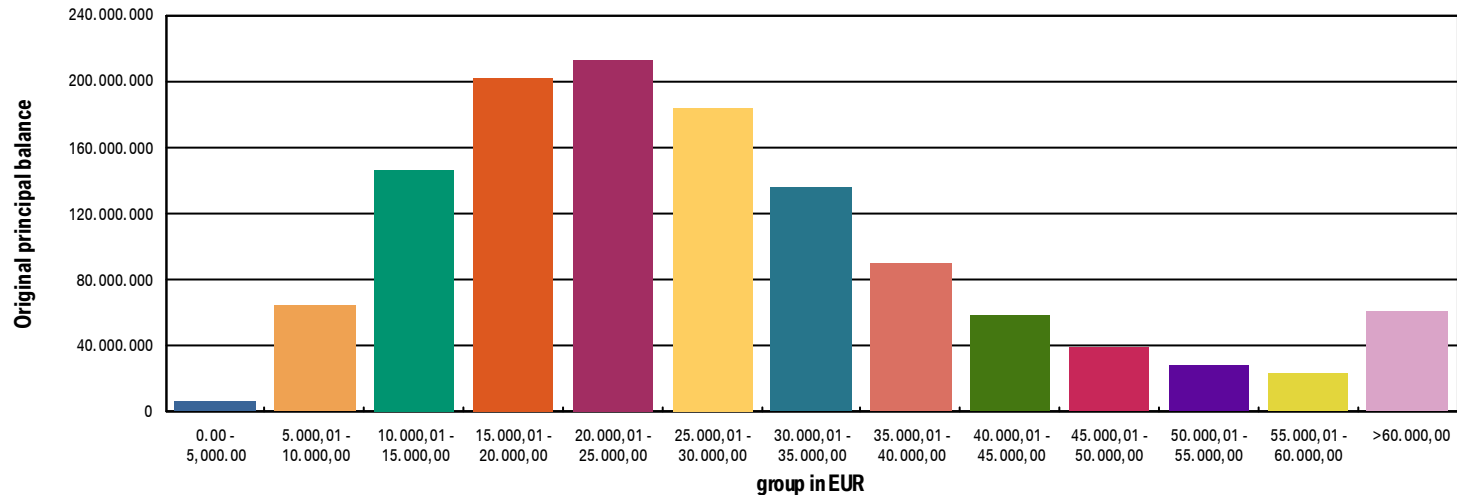
11. Original Principal Balance

Initial Portfolio as of origination of contract

group in EUR (by original principal balance)	Original principal balance in EUR	Original principal balance in percent of total	number of contracts	number of contracts in percent of total
0.00 - 5,000.00	6.992.674,68	0,56%	1.862	3,10%
5.000,01 - 10.000,00	64.956.645,53	5,18%	8.288	13,79%
10.000,01 - 15.000,00	146.836.978,81	11,70%	11.642	19,37%
15.000,01 - 20.000,00	202.190.645,60	16,11%	11.518	19,16%
20.000,01 - 25.000,00	212.735.086,38	16,95%	9.471	15,76%
25.000,01 - 30.000,00	183.995.892,42	14,66%	6.707	11,16%
30.000,01 - 35.000,00	136.384.047,80	10,87%	4.213	7,01%
35.000,01 - 40.000,00	90.221.057,97	7,19%	2.416	4,02%
40.000,01 - 45.000,00	58.755.377,74	4,68%	1.385	2,30%
45.000,01 - 50.000,00	39.632.006,73	3,16%	838	1,39%
50.000,01 - 55.000,00	28.130.280,93	2,24%	537	0,89%
55.000,01 - 60.000,00	23.199.116,97	1,85%	403	0,67%
> 60.000,00	60.851.137,78	4,85%	831	1,38%
Total	1.254.880.949,34	100,00%	60.111	100,00%

WA : 20,876.06
 Min : 1.049,00
 Max : 200.000,00

11a. Original Principal Balance (graph)



Compartment German Auto Loans 5

Monthly Investor Report



Reporting Date	Jan 11, 2017
Payment Date	Jan 20, 2017
Period No	3
Monthly Period	Dec 31, 2016
Interest Period	From Dec 20, 2016 to Jan 20, 2017 = 31 days

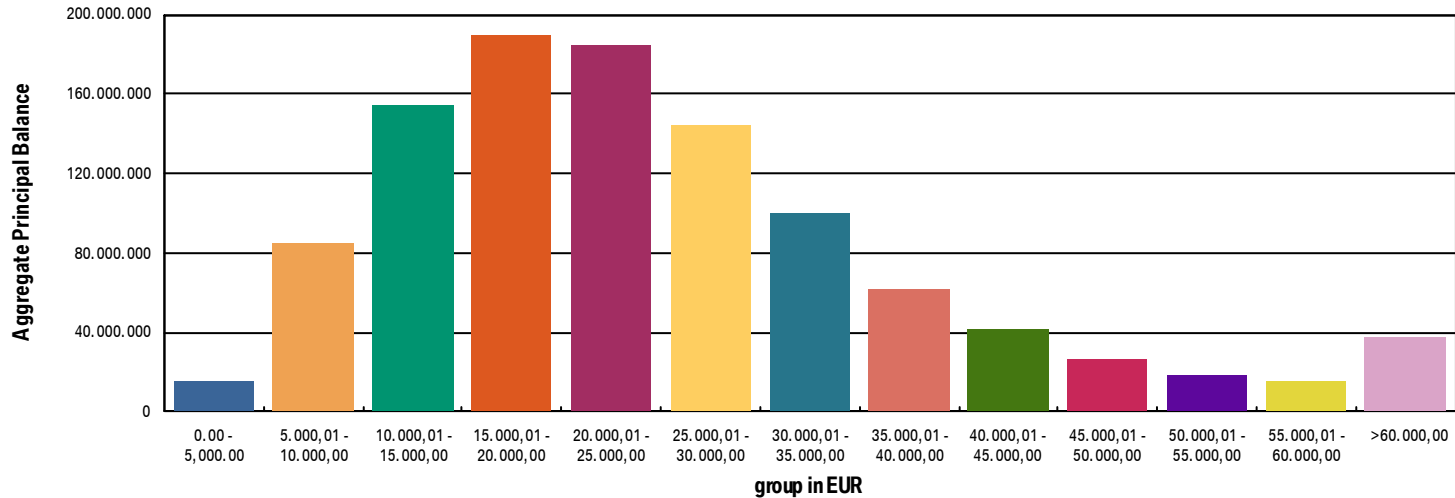
12. Aggregate Principal Balance

Initial Portfolio

group in EUR	Aggregate principal balance in EUR	Aggregate principal balance in percent of total	number of contracts	number of contracts in percent of total
0.00 - 5,000,00	15.637.512,29	1,45%	4.757	7,91%
5.000,01 - 10.000,00	85.191.764,85	7,92%	11.180	18,60%
10.000,01 - 15.000,00	154.031.838,67	14,32%	12.297	20,46%
15.000,01 - 20.000,00	189.394.122,78	17,61%	10.861	18,07%
20.000,01 - 25.000,00	184.904.410,27	17,20%	8.271	13,76%
25.000,01 - 30.000,00	144.739.496,87	13,46%	5.298	8,81%
30.000,01 - 35.000,00	99.646.407,14	9,27%	3.090	5,14%
35.000,01 - 40.000,00	62.264.067,48	5,79%	1.673	2,78%
40.000,01 - 45.000,00	41.722.773,82	3,88%	988	1,64%
45.000,01 - 50.000,00	26.196.826,38	2,44%	553	0,92%
50.000,01 - 55.000,00	18.897.999,72	1,76%	361	0,60%
55.000,01 - 60.000,00	15.417.215,78	1,43%	269	0,45%
> 60.000,00	37.255.523,70	3,46%	513	0,85%
Total	1.075.299.959,75	100,00%	60.111	100,00%

WA : 17.888,57
 Min : 197,27
 Max : 187.245,56

12a. Aggregate Principal Balance (graph)



Compartment German Auto Loans 5

Monthly Investor Report



Reporting Date	Jan 11, 2017
Payment Date	Jan 20, 2017
Period No	3
Monthly Period	Dec 31, 2016
Interest Period	From Dec 20, 2016 to Jan 20, 2017 = 31 days

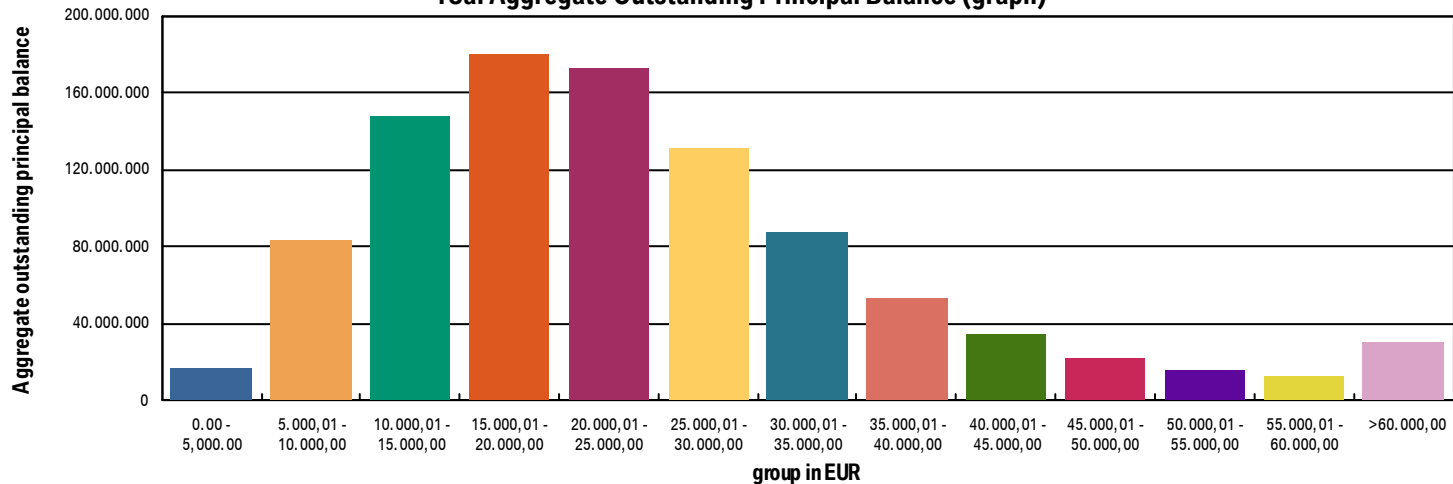
13. Aggregate Outstanding Principal Balance

Portfolio as of: Dec 31, 2016

group in EUR	Aggregate Outstanding Principal Balance in EUR	Aggregate Outstanding Principal Balance in percent of total	number of contracts	number of contracts in percent of total
0.00 - 5,000.00	16.699.515,21	1,68%	7.434	12,47%
5.000,01 - 10.000,00	83.542.075,42	8,42%	10.993	18,44%
10.000,01 - 15.000,00	148.131.921,53	14,93%	11.858	19,89%
15.000,01 - 20.000,00	180.531.803,74	18,20%	10.363	17,38%
20.000,01 - 25.000,00	172.524.122,91	17,39%	7.730	12,97%
25.000,01 - 30.000,00	131.150.685,48	13,22%	4.804	8,06%
30.000,01 - 35.000,00	87.456.134,23	8,82%	2.714	4,55%
35.000,01 - 40.000,00	53.810.967,36	5,42%	1.443	2,42%
40.000,01 - 45.000,00	34.711.260,63	3,50%	823	1,38%
45.000,01 - 50.000,00	22.530.110,26	2,27%	476	0,80%
50.000,01 - 55.000,00	16.518.588,71	1,67%	316	0,53%
55.000,01 - 60.000,00	13.399.536,03	1,35%	234	0,39%
> 60.000,00	30.981.500,63	3,12%	429	0,72%
Total	991.988.222,14	100,00%	59.617	100,00%

WA : 16.639,35
 Min : 0,00
 Max : 179.479,70

13a. Aggregate Outstanding Principal Balance (graph)



Compartment German Auto Loans 5

Monthly Investor Report



Reporting Date	Jan 11, 2017
Payment Date	Jan 20, 2017
Period No	3
Monthly Period	Dec 31, 2016
Interest Period	From Dec 20, 2016 to Jan 20, 2017 = 31 days

14. Down Payments

Portfolio as of: Dec 31, 2016

Down Payment	Aggregate Outstanding Principal Balance in EUR	Aggregate Outstanding Principal Balance in percent of total	number of contracts	number of contracts in percent of total	Down Payment/Purchase Price in %
No Down Payment	263.016.103,05	26,51%	16.877,0	28,31%	0,00%
<=1000	20.585.018,69	2,08%	1.556,0	2,61%	4,69%
1.000,01 - 2.000,00	47.096.897,54	4,75%	3.403,0	5,71%	9,11%
2.000,01 - 3.000,00	62.090.381,36	6,26%	4.282,0	7,18%	12,97%
3.000,01 - 4.000,00	54.896.221,30	5,53%	3.758,0	6,30%	16,67%
4.000,01 - 5.000,00	91.606.668,27	9,23%	5.587,0	9,37%	18,71%
5.000,01 - 6.000,00	54.603.575,22	5,50%	3.252,0	5,45%	20,91%
6.000,01 - 7.000,00	47.969.324,87	4,84%	2.793,0	4,68%	23,01%
7.000,01 - 8.000,00	47.301.639,16	4,77%	2.665,0	4,47%	24,78%
8.000,01 - 9.000,00	27.691.219,59	2,79%	1.515,0	2,54%	25,89%
9.000,01 - 10.000,00	79.241.635,82	7,99%	4.087,0	6,86%	27,65%
10.000,01 - 11.000,00	17.536.956,50	1,77%	901,0	1,51%	28,23%
11.000,01 - 12.000,00	23.877.737,88	2,41%	1.231,0	2,06%	30,25%
12.000,01 - 13.000,00	16.926.721,74	1,71%	861,0	1,44%	31,33%
13.000,01 - 14.000,00	13.938.473,87	1,41%	683,0	1,15%	32,06%
14.000,01 - 15.000,00	32.810.460,28	3,31%	1.647,0	2,76%	34,70%
> 15.000,00	90.799.187,00	9,15%	4.519,0	7,58%	41,75%
Total	991.988.222,14	100,00%	59.617	100,00%	17,55%

Minimum Down Payment	9,25
Maximum Down Payment	124.550,00
Average Down Payment	5.759,81
Average Down Payment (customers that made a Down Payment)	8.034,23

Compartment German Auto Loans 5

Monthly Investor Report



Reporting Date	Jan 11, 2017
Payment Date	Jan 20, 2017
Period No	3
Monthly Period	Dec 31, 2016
Interest Period	From Dec 20, 2016 to Jan 20, 2017 = 31 days

15. Borrower Concentration

Portfolio as of: Dec 31, 2016

Borrower	Aggregate outstanding principal balance in EUR	Aggregate outstanding principal balance in percent of total	number of contracts	number of contracts in percent of total
1	565.676,58	0,06%	8	0,01%
2	388.615,56	0,04%	15	0,03%
3	379.923,48	0,04%	17	0,03%
4	368.525,45	0,04%	30	0,05%
5	340.317,90	0,03%	14	0,02%
6	259.307,86	0,03%	2	0,00%
7	258.142,47	0,03%	4	0,01%
8	250.604,83	0,03%	5	0,01%
9	249.516,00	0,03%	13	0,02%
10	235.440,82	0,02%	8	0,01%
11	233.229,70	0,02%	4	0,01%
12	195.463,33	0,02%	2	0,00%
13	179.479,70	0,02%	1	0,00%
14	179.278,53	0,02%	6	0,01%
15	175.297,47	0,02%	4	0,01%
16	163.858,74	0,02%	4	0,01%
17	158.732,21	0,02%	7	0,01%
18	158.262,90	0,02%	4	0,01%
19	151.595,74	0,02%	1	0,00%
20	147.950,30	0,01%	3	0,01%
Total	5.039.219,57	0,51%	152	0,25%
Total Portfolio Balance :	991.988.222,14			

Compartment German Auto Loans 5

Monthly Investor Report



Reporting Date	Jan 11, 2017
Payment Date	Jan 20, 2017
Period No	3
Monthly Period	Dec 31, 2016
Interest Period	From Dec 20, 2016 to Jan 20, 2017 = 31 days

16. Geographical Distribution

Initial Portfolio

post code area	Aggregate principal balance in EUR	Aggregate principal balance in percent of total	number of contracts	number of contracts in percent of total
post code area 0	62.617.569,26	5,82%	3.345	5,56%
post code area 1	64.724.058,05	6,02%	3.484	5,80%
post code area 2	97.006.840,29	9,02%	5.418	9,01%
post code area 3	98.527.721,89	9,16%	5.720	9,52%
post code area 4	128.542.597,69	11,95%	7.277	12,11%
post code area 5	122.357.440,82	11,38%	6.987	11,62%
post code area 6	136.120.871,07	12,66%	7.500	12,48%
post code area 7	129.822.542,48	12,07%	7.512	12,50%
post code area 8	143.826.273,79	13,38%	7.707	12,82%
post code area 9	91.754.044,41	8,53%	5.161	8,59%
Total	1.075.299.959,75	100,00%	60.111	100,00%

Compartment German Auto Loans 5

Monthly Investor Report



Reporting Date	Jan 11, 2017
Payment Date	Jan 20, 2017
Period No	3
Monthly Period	Dec 31, 2016
Interest Period	From Dec 20, 2016 to Jan 20, 2017 = 31 days

16. Geographical Distribution

Portfolio as of: Dec 31, 2016

post code area	Aggregate outstanding principal balance in EUR	Aggregate outstanding principal balance in percent of total	number of contracts	number of contracts in percent of total
post code area 0	57.973.675,63	5,84%	3.325	5,58%
post code area 1	59.218.743,13	5,97%	3.460	5,80%
post code area 2	89.567.241,15	9,03%	5.384	9,03%
post code area 3	90.436.147,80	9,12%	5.637	9,46%
post code area 4	118.794.735,52	11,98%	7.227	12,12%
post code area 5	113.233.562,33	11,41%	6.947	11,65%
post code area 6	125.900.867,19	12,69%	7.434	12,47%
post code area 7	119.786.038,53	12,08%	7.446	12,49%
post code area 8	132.989.259,20	13,41%	7.633	12,80%
post code area 9	84.011.552,06	8,47%	5.116	8,58%
post code area Others	76.399,60	0,01%	8	0,01%
Total	991.988.222,14	100,00%	59.617	100,00%

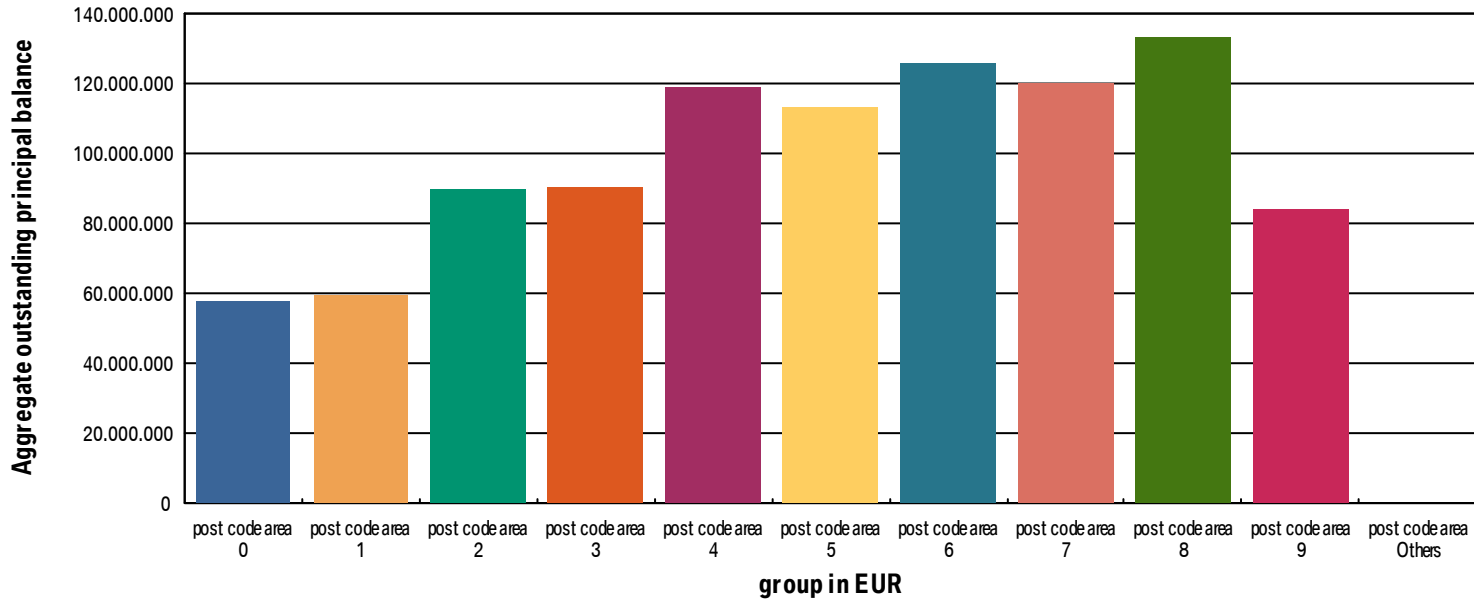
Compartment German Auto Loans 5

Monthly Investor Report



Reporting Date	Jan 11, 2017		
Payment Date	Jan 20, 2017		
Period No	3		
Monthly Period	Dec 31, 2016		
Interest Period	From	Dec 20, 2016	to Jan 20, 2017 = 31 days

16a. Geographical Distribution (graph)



Compartment German Auto Loans 5

Monthly Investor Report



Reporting Date	Jan 11, 2017
Payment Date	Jan 20, 2017
Period No	3
Monthly Period	Dec 31, 2016
Interest Period	From Dec 20, 2016 to Jan 20, 2017 = 31 days

17. Object Type

Initial Portfolio

Car Type	Aggregate principal balance in EUR	Aggregate principal balance in percent of total	number of contracts	number of contracts in percent of total
New	501.246.255,90	46,61%	21.802	36,27%
Used	574.053.703,85	53,39%	38.309	63,73%
Total	1.075.299.959,75	100,00%	60.111	100,00%

Customer Group	Aggregate principal balance in EUR	Aggregate principal balance in percent of total	number of contracts	number of contracts in percent of total
Commercial	292.082.204,46	27,16%	12.141	20,20%
Private Individual	783.217.755,29	72,84%	47.970	79,80%
Total	1.075.299.959,75	100,00%	60.111	100,00%

Portfolio as of: Dec 31, 2016

Car Type	Aggregate outstanding principal balance in EUR	Aggregate outstanding principal balance in percent of total	number of contracts	number of contracts in percent of total
New	466.365.257,60	47,01%	21.620	36,26%
Used	525.622.964,54	52,99%	37.997	63,74%
Total	991.988.222,14	100,00%	59.617	100,00%

Customer Group	Aggregate outstanding principal balance in EUR	Aggregate outstanding principal balance in percent of total	number of contracts	number of contracts in percent of total
Commercial	267.310.608,82	26,95%	12.042	20,20%
Private Individual	724.677.613,32	73,05%	47.575	79,80%
Total	991.988.222,14	100,00%	59.617	100,00%

Compartment German Auto Loans 5

Monthly Investor Report



Reporting Date	Jan 11, 2017
Payment Date	Jan 20, 2017
Period No	3
Monthly Period	Dec 31, 2016
Interest Period	From Dec 20, 2016 to Jan 20, 2017 = 31 days

18. Delinquencies

Initial Portfolio

days past due	Aggregate principal balance in EUR	Aggregate principal balance in percent of total	number of contracts	number of contracts in percent of total
1 - 30	0,00	0,00%	0	0,00%
31 - 60	0,00	0,00%	0	0,00%
61 - 90	0,00	0,00%	0	0,00%
91 - 120	0,00	0,00%	0	0,00%
> 120	0,00	0,00%	0	0,00%
Total	0,00	0,00%	0	0,00%

Portfolio as of: Dec 31, 2016

days past due	Aggregate outstanding principal balance in EUR	Aggregate outstanding principal balance in percent of total	number of contracts	number of contracts in percent of total
1 - 30	8.560.928,41	0,86%	462	0,77%
31 - 60	773.609,52	0,08%	32	0,05%
61 - 90	25.355,68	0,00%	1	0,00%
91 - 120	0,00	0,00%	0	0,00%
> 120	0,00	0,00%	0	0,00%
Total	9.359.893,61	0,94%	495	0,83%

Compartment German Auto Loans 5

Monthly Investor Report



Reporting Date	Jan 11, 2017
Payment Date	Jan 20, 2017
Period No	3
Monthly Period	Dec 31, 2016
Interest Period	From Dec 20, 2016 to Jan 20, 2017 = 31 days

18a. Delinquencies Analysis

Monthly Period	Performing	31-60 days past due	61-90 days past due	91-120 days past due	>120 days past due
	in EUR	in EUR	in EUR	in EUR	in EUR
Oct - 16	1.050.465.864,65	0,00	0,00	0,00	0,00
Nov - 16	1.023.168.246,00	73.694,72	0,00	0,00	0,00
Dec - 16	991.189.256,94	773.609,52	25.355,68	0,00	0,00

Compartment German Auto Loans 5

Monthly Investor Report



Reporting Date	Jan 11, 2017		
Payment Date	Jan 20, 2017		
Period No	3		
Monthly Period	Dec 31, 2016		
Interest Period	From	Dec 20, 2016	to Jan 20, 2017 = 31 days

19. Seasoning

Initial Portfolio

group in months	Aggregate principal balance in EUR	Aggregate principal balance in percent of total	number of contracts	number of contracts in percent of total
<= 6	513.461.995,51	47,75%	25.739	42,82%
> 6 - <= 12	226.923.217,37	21,10%	12.091	20,11%
> 12 - <= 24	222.568.634,78	20,70%	13.792	22,94%
> 24 - <= 36	93.678.838,18	8,71%	6.697	11,14%
> 36 - <= 42	10.978.926,39	1,02%	1.006	1,67%
> 42 - <= 48	4.808.691,72	0,45%	486	0,81%
> 48 - <= 53	2.879.655,80	0,27%	300	0,50%
> 53	0,00	0,00%	0	0,00%
Total	1.075.299.959,75	100,00%	60.111	100,00%

WA Seasoning Term : 10,84
 Min : 3,00
 Max : 53,00

Compartment German Auto Loans 5

Monthly Investor Report



Reporting Date	Jan 11, 2017
Payment Date	Jan 20, 2017
Period No	3
Monthly Period	Dec 31, 2016
Interest Period	From Dec 20, 2016 to Jan 20, 2017 = 31 days

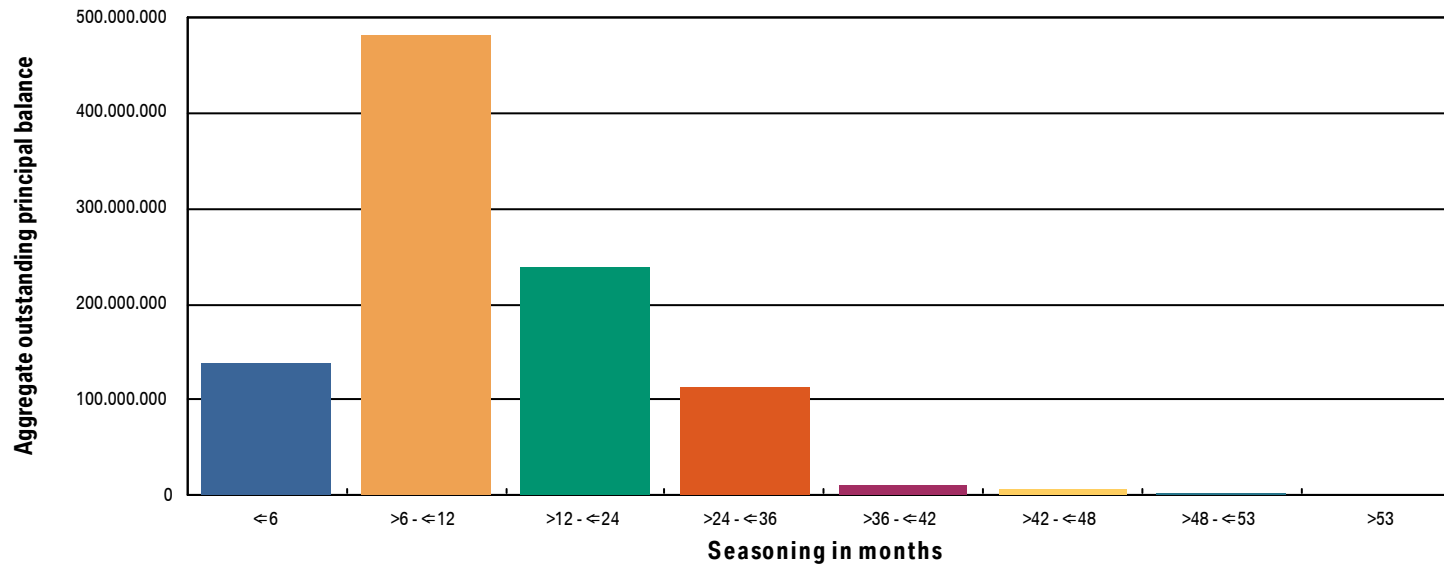
19. Seasoning

Portfolio as of: Dec 31, 2016

group in months	Aggregate outstanding principal balance in EUR	Aggregate outstanding principal balance in percent of total	number of contracts	number of contracts in percent of total
<= 6	138.152.763,50	13,93%	6.917	11,60%
> 6 - <= 12	481.252.295,11	48,51%	26.390	44,27%
> 12 - <= 24	237.729.478,67	23,96%	15.149	25,41%
> 24 - <= 36	112.714.715,29	11,36%	8.872	14,88%
> 36 - <= 42	11.158.010,72	1,12%	1.018	1,71%
> 42 - <= 48	6.923.487,33	0,70%	801	1,34%
> 48 - <= 53	2.599.141,18	0,26%	282	0,47%
> 53	1.458.330,34	0,15%	188	0,32%
Total	991.988.222,14	100,00%	59.617	100,00%

WA Seasoning : 13,59
 Min : 6,00
 Max : 56,00

19a. Seasoning (graph)



Compartment German Auto Loans 5

Monthly Investor Report



Reporting Date	Jan 11, 2017		
Payment Date	Jan 20, 2017		
Period No	3		
Monthly Period	Dec 31, 2016		
Interest Period	From	Dec 20, 2016	to Jan 20, 2017 = 31 days

20. Remaining Term

Initial Portfolio

group in months	Aggregate principal balance in EUR	Aggregate principal balance in percent of total	number of contracts	number of contracts in percent of total
<= 6	20.798.111,35	1,93%	2.129	3,54%
> 6 - <= 12	62.043.913,58	5,77%	5.270	8,77%
> 12 - <= 24	216.926.052,89	20,17%	14.643	24,36%
> 24 - <= 36	461.531.199,46	42,92%	23.125	38,47%
> 36 - <= 42	68.695.580,55	6,39%	3.896	6,48%
> 42 - <= 48	86.831.785,01	8,08%	4.327	7,20%
> 48 - <= 53	45.890.323,30	4,27%	2.001	3,33%
> 53	112.582.993,61	10,47%	4.720	7,85%
Total	1.075.299.959,75	100,00%	60.111	100,00%

WA RemainingTerm : 31,83
 Min : 3,00
 Max : 60,00

Compartment German Auto Loans 5

Monthly Investor Report



Reporting Date	Jan 11, 2017		
Payment Date	Jan 20, 2017		
Period No	3		
Monthly Period	Dec 31, 2016		
Interest Period	From	Dec 20, 2016	to Jan 20, 2017 = 31 days

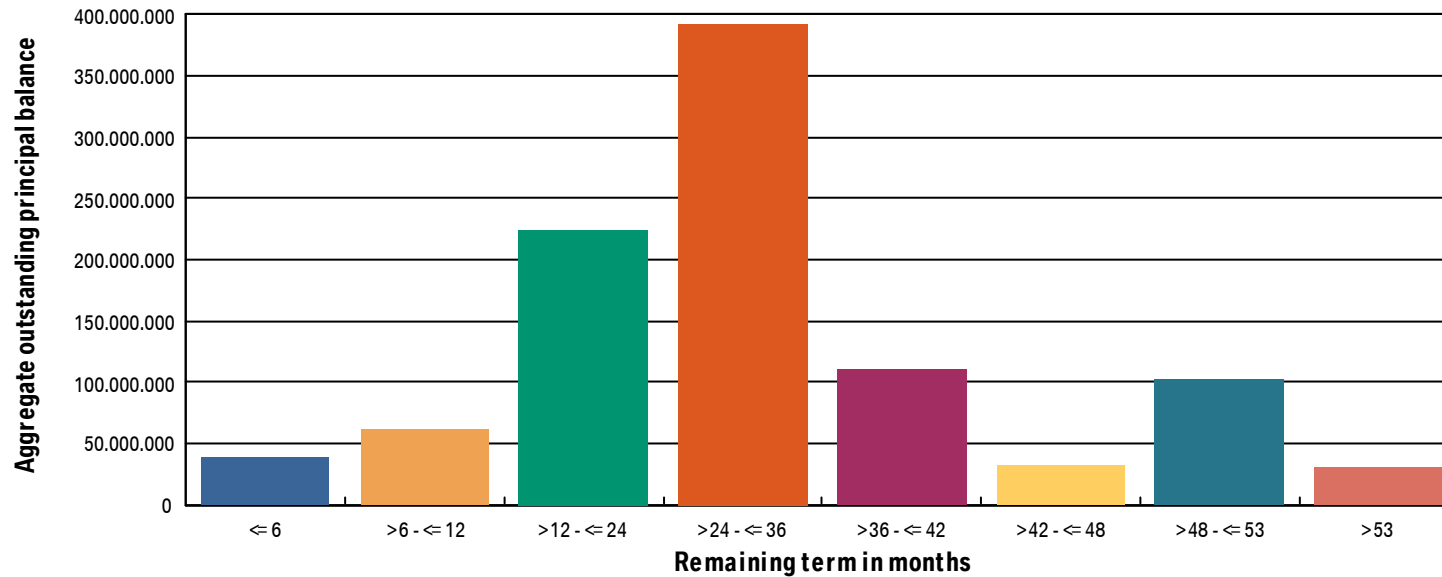
20. Remaining Term

Portfolio as of: Dec 31, 2016

group in months	Aggregate outstanding principal balance in EUR	Aggregate outstanding principal balance in percent of total	number of contracts	number of contracts in percent of total
<= 6	39.115.945,89	3,94%	6.203	10,40%
> 6 - <= 12	61.418.047,87	6,19%	4.950	8,30%
> 12 - <= 24	224.038.567,20	22,58%	14.849	24,91%
> 24 - <= 36	392.229.189,62	39,54%	20.247	33,96%
> 36 - <= 42	110.938.298,00	11,18%	6.082	10,20%
> 42 - <= 48	32.636.212,19	3,29%	1.585	2,66%
> 48 - <= 53	101.532.945,53	10,24%	4.440	7,45%
> 53	30.079.015,84	3,03%	1.261	2,12%
Total	991.988.222,14	100,00%	59.617	100,00%

WA Remaining Term: 29,19
 Min : 0,00
 Max : 57,00

20a. Remaining Term (graph)



Compartment German Auto Loans 5

Monthly Investor Report



Reporting Date	Jan 11, 2017		
Payment Date	Jan 20, 2017		
Period No	3		
Monthly Period	Dec 31, 2016		
Interest Period	From	Dec 20, 2016	to Jan 20, 2017 = 31 days

21. Original Term

Initial Portfolio

group in months	Aggregate principal balance in EUR	Aggregate principal balance in percent of total	number of contracts	number of contracts in percent of total
<= 6	0,00	0,00%	0	0,00%
> 6 - <= 12	755.642,02	0,07%	247	0,41%
> 12 - <= 24	40.304.275,47	3,75%	4.425	7,36%
> 24 - <= 36	623.602.005,18	57,99%	33.569	55,85%
> 36 - <= 42	6.532.424,98	0,61%	499	0,83%
> 42 - <= 48	163.854.877,82	15,24%	9.826	16,35%
> 48 - <= 53	877.754,24	0,08%	56	0,09%
> 53	239.372.980,04	22,26%	11.489	19,11%
Total	1.075.299.959,75	100,00%	60.111	100,00%

WA Original Term :	42,67
Min :	12,00
Max :	96,00

Compartment German Auto Loans 5

Monthly Investor Report



Reporting Date	Jan 11, 2017
Payment Date	Jan 20, 2017
Period No	3
Monthly Period	Dec 31, 2016
Interest Period	From Dec 20, 2016 to Jan 20, 2017 = 31 days

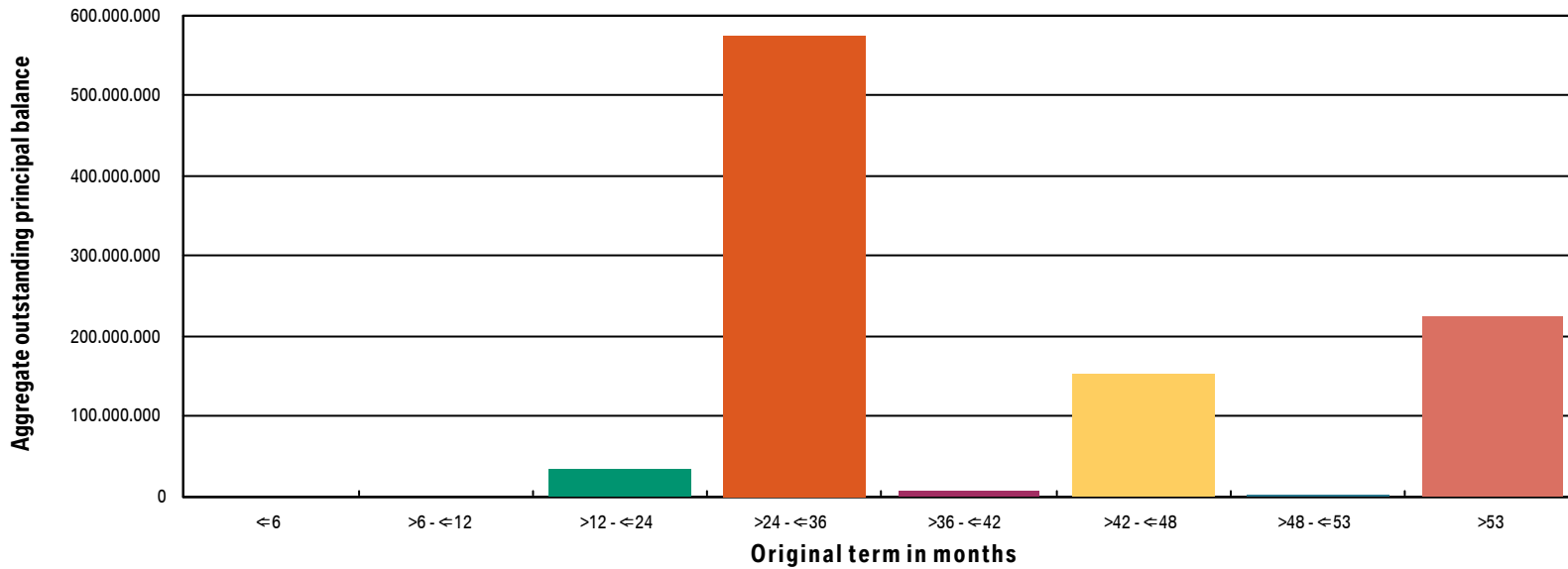
21. Original Term

Portfolio as of: Dec 31, 2016

group in months	Aggregate outstanding principal balance in EUR	Aggregate outstanding principal balance in percent of total	number of contracts	number of contracts in percent of total
<= 6	0,00	0,00%	0	0,00%
> 6 - <= 12	422.791,48	0,04%	246	0,41%
> 12 - <= 24	33.940.529,93	3,42%	4.374	7,34%
> 24 - <= 36	575.702.308,95	58,04%	33.303	55,86%
> 36 - <= 42	5.888.977,82	0,59%	494	0,83%
> 42 - <= 48	152.054.010,10	15,33%	9.755	16,36%
> 48 - <= 53	767.553,43	0,08%	55	0,09%
> 53	223.212.050,43	22,50%	11.390	19,11%
Total	991.988.222,14	100,00%	59.617	100,00%

WA Original Term: 42,79
 Min : 12,00
 Max : 96,00

21a. Original Term (graph)



Compartment German Auto Loans 5

Monthly Investor Report



Reporting Date	Jan 11, 2017
Payment Date	Jan 20, 2017
Period No	3
Monthly Period	Dec 31, 2016
Interest Period	From Dec 20, 2016 to Jan 20, 2017 = 31 days

22. Vehicle Class

Initial Portfolio

group	Aggregate principal balance in EUR	Aggregate principal balance in percent of total	number of contracts	number of contracts in percent of total
BMW 1 Series	146.672.405,77	13,64%	11.296	18,79%
BMW 2 Series	82.922.645,22	7,71%	3.480	5,79%
BMW 3 Series	164.357.045,23	15,28%	10.198	16,97%
BMW 4 Series	37.243.190,54	3,46%	1.136	1,89%
BMW 5 Series	136.534.367,43	12,70%	6.542	10,88%
BMW 6 Series	12.000.051,05	1,12%	318	0,53%
BMW 7 Series	20.499.531,87	1,91%	703	1,17%
BMW X1 Series	74.567.841,28	6,93%	4.127	6,87%
BMW X3 Series	68.158.284,25	6,34%	3.068	5,10%
BMW X4 Series	12.984.192,20	1,21%	321	0,53%
BMW X5 Series	55.219.912,04	5,14%	1.733	2,88%
BMW X6 Series	23.366.226,03	2,17%	602	1,00%
BMW Z Series	12.893.256,57	1,20%	703	1,17%
MINI	122.921.806,64	11,43%	8.390	13,96%
Non BMW Group Models (incl. Motorcycles)	32.726.810,87	3,04%	2.657	4,42%
Other BMW Group (incl. Motorcycles)	72.232.392,76	6,72%	4.837	8,05%
Total	1.075.299.959,75	100,00%	60.111	100,00%

Compartment German Auto Loans 5

Monthly Investor Report



Reporting Date	Jan 11, 2017
Payment Date	Jan 20, 2017
Period No	3
Monthly Period	Dec 31, 2016
Interest Period	From Dec 20, 2016 to Jan 20, 2017 = 31 days

Portfolio as of:

Dec 31, 2016

group	Aggregate outstanding principal balance in EUR	Aggregate outstanding principal balance in percent of total	number of contracts	number of contracts in percent of total
BMW 1 Series	135.487.225,01	13,66%	11.214	18,81%
BMW 2 Series	78.514.043,43	7,91%	3.448	5,78%
BMW 3 Series	150.893.577,64	15,21%	10.113	16,96%
BMW 4 Series	34.502.151,64	3,48%	1.119	1,88%
BMW 5 Series	124.736.960,27	12,57%	6.484	10,88%
BMW 6 Series	11.071.493,82	1,12%	315	0,53%
BMW 7 Series	18.666.593,15	1,88%	697	1,17%
BMW X1 Series	68.979.646,68	6,95%	4.090	6,86%
BMW X3 Series	62.365.316,95	6,29%	3.043	5,10%
BMW X4 Series	12.107.548,94	1,22%	317	0,53%
BMW X5 Series	50.724.683,49	5,11%	1.717	2,88%
BMW X6 Series	21.610.875,84	2,18%	601	1,01%
BMW Z Series	11.899.941,19	1,20%	699	1,17%
MINI	114.480.747,04	11,54%	8.326	13,97%
Non BMW Group Models (incl. Motorcycles)	29.848.451,73	3,01%	2.637	4,42%
Other BMW Group (incl. Motorcycles)	66.098.965,32	6,66%	4.797	8,05%
Total	991.988.222,14	100,00%	59.617	100,00%

Compartment German Auto Loans 5

Monthly Investor Report



Reporting Date	Jan 11, 2017
Payment Date	Jan 20, 2017
Period No	3
Monthly Period	Dec 31, 2016
Interest Period	From Dec 20, 2016 to Jan 20, 2017 = 31 days

23. Payment Type

Initial Portfolio:

group	Aggregate principal balance in EUR	Aggregate principal balance in percent of total	number of contracts	number of contracts in percent of total
Direct debit	1.072.751.732,87	99,76%	59.957	99,74%
Self payment	2.548.226,88	0,24%	154	0,26%
Total	1.075.299.959,75	100,00%	60.111	100,00%

Portfolio as of: Dec 31, 2016

group	Aggregate outstanding principal balance in EUR	Aggregate outstanding principal balance in percent of total	number of contracts	number of contracts in percent of total
Direct debit	987.462.971,51	99,54%	59.189	99,28%
Self payment	4.525.250,63	0,46%	428	0,72%
Total	991.988.222,14	100,00%	59.617	100,00%

24. Interest Rates

Weighted Average Nominal Interest Rate			
Aggregate Principal Balance (Initial)		1.075.299.959,75	3,53%
Aggregate Outstanding Principal Balance		991.988.222,14	3,51%

Compartment German Auto Loans 5

Monthly Investor Report



Reporting Date	Jan 11, 2017
Payment Date	Jan 20, 2017
Period No	3
Monthly Period	Dec 31, 2016
Interest Period	From Dec 20, 2016 to Jan 20, 2017 = 31 days

25. Credit Type

Initial Portfolio

Credit Type	Aggregate principal balance in EUR	Aggregate principal balance in percent of total	number of contracts	number of contracts in percent of total
Balloon	1.060.074.871,58	98,58%	57.636	95,88%
Equal Instalment Loan	15.225.088,17	1,42%	2.475	4,12%
Total	1.075.299.959,75	100,00%	60.111	100,00%

Portfolio as of:

Dec 31, 2016

Credit Type	Aggregate Outstanding Principal Balance in EUR	Aggregate Outstanding Principal Balance in percent of total	number of contracts	number of contracts in percent of total
Balloon	979.097.920,97	98,70%	57.167	95,89%
Equal Instalment Loan	12.890.301,17	1,30%	2.450	4,11%
Total	991.988.222,14	100,00%	59.617	100,00%

Compartment German Auto Loans 5

Monthly Investor Report



Reporting Date	Jan 11, 2017
Payment Date	Jan 20, 2017
Period No	3
Monthly Period	Dec 31, 2016
Interest Period	From Dec 20, 2016 to Jan 20, 2017 = 31 days

26. Contracts Per Customer

Initial Portfolio:

group	Aggregate principal balance in EUR	Aggregate principal balance in percent of total	number of contracts	number of contracts in percent of total
1	1.017.602.889,73	94,63%	57.446	95,57%
2 - 4	51.656.379,60	4,80%	2.379	3,96%
5 - 7	2.535.838,20	0,24%	133	0,22%
8 - 10	1.010.395,69	0,09%	34	0,06%
> 10	2.494.456,53	0,23%	119	0,20%
Total	1.075.299.959,75	100,00%	60.111	100,00%

Portfolio as of:

Dec 31, 2016

group	Aggregate outstanding principal balance in EUR	Aggregate outstanding principal balance in percent of total	number of contracts	number of contracts in percent of total
1	940.489.059,26	94,81%	57.062	95,71%
2 - 4	46.492.580,21	4,69%	2.299	3,86%
5 - 7	2.229.767,72	0,22%	122	0,20%
8 - 10	1.049.916,56	0,11%	45	0,08%
> 10	1.726.898,39	0,17%	89	0,15%
Total	991.988.222,14	100,00%	59.617	100,00%

Compartment German Auto Loans 5

Monthly Investor Report



Reporting Date	Jan 11, 2017
Payment Date	Jan 20, 2017
Period No	3
Monthly Period	Dec 31, 2016
Interest Period	From Dec 20, 2016 to Jan 20, 2017 = 31 days

27. Amortisation

Initial Portfolio

Period	Principal Balance in EUR
	1.075.299.959,75
1	1.060.386.536,06
2	1.045.426.599,52
3	1.026.524.829,90
4	1.007.855.953,55
5	988.686.108,16
6	967.785.992,11
7	946.194.178,56
8	923.515.218,64
9	901.472.839,78
10	878.059.167,42
11	856.341.784,93
12	834.355.646,06
13	811.456.793,04
14	790.219.649,31
15	768.583.336,56
16	747.367.096,70
17	724.682.607,23
18	700.065.405,54
19	673.439.291,74
20	648.989.076,41
21	623.439.136,21
22	596.069.967,45
23	571.980.335,04
24	548.230.253,84
25	524.914.708,88
26	503.309.658,01
27	479.758.473,01
28	459.530.956,11
29	417.248.019,52
30	368.110.583,56

Current Portfolio

Period	Principal Balance in EUR	Reduction in EUR
	991.988.222,14	
1	973.782.249,72	18.205.972,42
2	955.660.050,49	18.122.199,23
3	935.732.752,12	19.927.298,37
4	915.175.546,58	20.557.205,54
5	893.629.353,45	21.546.193,13
6	872.519.535,93	21.109.817,52
7	850.102.759,91	22.416.776,02
8	829.292.384,17	20.810.375,74
9	808.324.338,47	20.968.045,70
10	786.366.015,47	21.958.323,00
11	766.027.467,08	20.338.548,39
12	745.372.998,84	20.654.468,24
13	724.907.724,39	20.465.274,45
14	703.019.466,19	21.888.258,20
15	679.422.355,17	23.597.111,02
16	654.002.639,89	25.419.715,28
17	630.367.447,17	23.635.192,72
18	605.753.685,53	24.613.761,64
19	579.282.412,99	26.471.272,54
20	555.974.618,65	23.307.794,34
21	532.909.685,60	23.064.933,05
22	510.310.763,97	22.598.921,63
23	489.387.169,88	20.923.594,09
24	466.446.243,13	22.940.926,75
25	446.907.140,12	19.539.103,01
26	406.046.583,06	40.860.557,06
27	358.282.712,25	47.763.870,81
28	307.333.272,05	50.949.440,20
29	259.491.048,93	47.842.223,12
30	201.432.782,24	58.058.266,69

Compartment German Auto Loans 5

Monthly Investor Report



Reporting Date	Jan 11, 2017
Payment Date	Jan 20, 2017
Period No	3
Monthly Period	Dec 31, 2016
Interest Period	From Dec 20, 2016 to Jan 20, 2017 = 31 days

27. Amortisation

Initial Portfolio

Period	Principal Balance in EUR
31	315.883.732,10
32	266.971.426,53
33	207.605.891,99
34	199.995.423,62
35	192.652.298,34
36	185.570.957,79
37	178.252.601,50
38	171.226.550,03
39	164.203.833,86
40	157.860.640,63
41	145.432.969,52
42	132.451.308,60
43	118.294.874,77
44	104.799.700,84
45	91.436.580,53
46	86.948.391,53
47	82.655.660,97
48	78.735.516,85
49	74.089.415,13
50	69.538.105,32
51	65.370.908,76
52	61.561.880,36
53	50.953.560,47
54	38.628.975,62
55	25.461.519,43
56	13.413.160,21
57	13.091,22
58	4.532,28
59	1.245,01
60	0,00

Current Portfolio

Period	Principal Balance in EUR	Reduction in EUR
31	194.120.281,05	7.312.501,19
32	186.998.886,26	7.121.394,79
33	180.127.464,46	6.871.421,80
34	173.099.529,34	7.027.935,12
35	166.377.299,39	6.722.229,95
36	159.608.221,48	6.769.077,91
37	153.454.426,26	6.153.795,22
38	141.349.701,31	12.104.724,95
39	128.741.473,13	12.608.228,18
40	114.929.157,16	13.812.315,97
41	101.814.867,77	13.114.289,39
42	88.753.591,18	13.061.276,59
43	84.369.792,40	4.383.798,78
44	80.213.148,92	4.156.643,48
45	76.435.190,32	3.777.958,60
46	71.952.439,82	4.482.750,50
47	67.549.429,16	4.403.010,66
48	63.535.986,55	4.013.442,61
49	59.800.525,59	3.735.460,96
50	49.651.389,18	10.149.136,41
51	37.714.255,18	11.937.134,00
52	24.908.960,59	12.805.294,59
53	13.148.317,66	11.760.642,93
54	12.390,73	13.135.926,93
55	4.181,03	8.209,70
56	1.245,01	2.936,02
57	0,00	1.245,01
58	0,00	0,00
59	0,00	0,00
60	0,00	0,00

Compartment German Auto Loans 5

Monthly Investor Report



Reporting Date	Jan 11, 2017
Payment Date	Jan 20, 2017
Period No	3
Monthly Period	Dec 31, 2016
Interest Period	From Dec 20, 2016 to Jan 20, 2017 = 31 days

28. Priority of Payments

Priority of Payments*

Available Distribution Amount	+	39.587.339,44
Taxes	-	114,64
Trustee Payment	-	0,00
Senior Expenses	-	200,00
Swap Net Payment	-	0,00
Class A Interest	-	22.700,00
Class B Interest	-	64.840,83
Cash Reserve	-	5.380.000,00
Principal Class A	-	34.119.483,97
Principal Class B	-	0,00
Swap Termination Event	-	0,00
Subordinated Loan Interest	-	0,00
Subordinated Loan Principal	-	0,00
Seller	-	0,00

*all Amounts in EUR

Compartment German Auto Loans 5

Monthly Investor Report



Reporting Date	Jan 11, 2017
Payment Date	Jan 20, 2017
Period No	3
Monthly Period	Dec 31, 2016
Interest Period	From Dec 20, 2016 to Jan 20, 2017 = 31 days

29. Transaction costs

Transaction Costs	Class A	Class B	Subordinated Loan	Total
Senior Expenses				200,00
Interest accrued for the Period in EUR	22,700.00	64,840.83	4,067.58	91,608.41
Interest payments for the Period in EUR	22,700.00	64,840.83	0.00	87,540.83
Cumulative Interest Payments in EUR	70,400.00	192,436.68	0.00	262,836.68
Unpaid Interest for the Period in EUR	0.00	0.00	4,067.58	4,067.58
Cumulative Unpaid Interest in EUR	0.00	0.00	12,076.30	12,076.30

Compartment German Auto Loans 5

Monthly Investor Report



Reporting Date	Jan 11, 2017
Payment Date	Jan 20, 2017
Period No	3
Monthly Period	Dec 31, 2016
Interest Period	From Dec 20, 2016 to Jan 20, 2017 = 31 days

30. Ratings

		Fitch	S&P	Moody's	DBRS
Notes - current ratings					
	Class A	AAA	N/A	Aaa	N/A
	Class B	N/A	N/A	N/A	N/A

		Fitch	S&P	Moody's	DBRS	Trigger Breached	
Transaction Parties - current ratings							
	BMW AG	long term	N/A	A+	A2	A	no
		short term	N/A	A-1	P-1	N/A	no
	Issuer Account Bank: Elavon Financial Services Limited	long term	AA	AA-	Aa2	N/A	no
		short term	F1+	A-1+	P-1	N/A	no
	Swap Provider: Lloyds Bank PLC	long term	A+	A	A1	A	no
		short term	F1	A-1	P-1	R-1 M	no
	Calculation Agent: Elavon Financial Services Limited	long term	AA	AA-	Aa2	N/A	no
		short term	F1+	A-1+	P-1	N/A	no
	Trustee: US Bank Trustees Limited	long term	AA	A+	A1	N/A	no
		short term	F1+	A-1	P-1	N/A	no

		Fitch	S&P	Moody's	DBRS	
Transaction Parties - required ratings						
	BMW AG	long term	N/A	N/A	A2	N/A
		short term	N/A	N/A	P-1	N/A
	Issuer Account Bank: Elavon Financial Services Limited	long term	A	N/A	A2	N/A
		short term	F1	N/A	P-1	N/A
	Swap Provider: Lloyds Bank PLC	long term	A	N/A	Baa1	N/A
		short term	F1	N/A	N/A	N/A

Compartment German Auto Loans 5

Monthly Investor Report



Reporting Date	Jan 11, 2017
Payment Date	Jan 20, 2017
Period No	3
Monthly Period	Dec 31, 2016
Interest Period	From Dec 20, 2016 to Jan 20, 2017 = 31 days

31. Swap counterparty data

Swap counterparty data

Swap counterparty provider	Lloyds Bank PLC
Swap termination event	No

Swap data

Swap type	Fixed floating interest rate swap
Notional amount in EUR	941.874.570,07
Fixed rate	-0,412%
Floating rate (Euribor)	-0,372%
Net swap payments (- from SPV / + to SPV) in EUR	21.584,63