

# Compartment German Auto Leases 5

## Monthly Investor Report

**BMW  
GROUP**



Rolls-Royce  
Motor Cars Limited

Reporting Date	Mar 11, 2021
Payment Date	Mar 22, 2021
Period No	18
Monthly Period	Feb, 2021
Interest Period from	Feb 22, 2021 to Mar 22, 2021 = 28 days

## Cover Sheet Monthly Investor Report

### Index

1. Contact Information
2. Reporting Contact Details
3. Counterparty History
4. Overview Dates
5. Portfolio Information
6. Replenishment Fund / Reserves
7. Performance Data
8. Defaulted Amount & Recovery Amount
- 8.a Defaulted Amount & Recovery Amount -Lease Level Data
- 8.b Defaulted Amount & Recovery Amount -Lease Level Data (Out of Deal)
9. Outstanding Notes Balance
10. Original Aggregate Lease Balance
- 10.a Original Aggregate Lease Balance (Graph)
11. Current Aggregate Lease Balance
- 11.a Current Aggregate Lease Balance (Graph)
12. Borrower Concentration
13. Geographical Distribution
- 13.a Geographical Distribution (Graph)
14. Object Type
15. Delinquencies
- 15.a. Delinquency Analysis
16. Seasoning
- 16.a Seasoning (Graph)
17. Remaining Term
- 17.a Remaining Term (Graph)
18. Original Term
- 18.a Original Term (Graph)
19. Vehicle Class
20. Payment Type
21. Contracts per Lessee
22. Amortisation
23. Priority of Payments
24. Transaction Costs
25. Ratings
26. Swap Counterparty Data

# Compartment German Auto Leases 5

## Monthly Investor Report

**BMW  
GROUP**



Rolls-Royce  
Motor Cars Limited

Reporting Date	Mar 11, 2021
Payment Date	Mar 22, 2021
Period No	18
Monthly Period	Feb, 2021
Interest Period from	Feb 22, 2021 to Mar 22, 2021 = 28 days

### 1. Contact Information

#### Transaction Parties

##### Issuer:

##### **Bavarian Sky S.A.**

Acting in respect of its Compartment German Auto Leases 5  
287-289 route d'Arlon  
L-1150 Luxembourg  
Grand Duchy of Luxembourg  
Attn.: The Directors  
LU-BavarianSky@intertrustgroup.com  
+352-2656 3171

##### Corporate Administrator:

##### **Intertrust (Luxembourg) S.à r.l.**

6, Rue Eugène Ruppert  
L-2453 Luxembourg  
Luxembourg  
Attn.: BUO - Capital Markets  
LU-BavarianSky@intertrustgroup.com  
+352 26 44 91

##### Originator/Servicer:

##### **BMW Bank GmbH**

Lilienthalallee 26  
80939 Munich  
Germany  
Attn.: ABS Servicing Team  
abs.bmwgroup@bmw.de

##### Calculation Agent:

##### **Bank of New York Mellon, London Branch**

One Canada Square  
E14 5AL London  
United Kingdom  
Attn.: Corporate Trust Administration  
BNYM.Structured.Finance.Team.8@bnymellon.com



Rolls-Royce  
Motor Cars Limited

Reporting Date	Mar 11, 2021
Payment Date	Mar 22, 2021
Period No	18
Monthly Period	Feb, 2021
Interest Period from	Feb 22, 2021 to Mar 22, 2021 = 28 days

## 1. Contact Information

### Transaction Parties

#### Paying Agent:

#### **Bank of New York Mellon, London Branch**

One Canada Square  
E14 5AL London  
United Kingdom  
Attn.: Corporate Trust Administration  
BNYM.Structured.Finance.Team.8@bnymellon.com

#### Issuer Account Bank:

#### **Bank of New York Mellon, Frankfurt Branch**

Friedrich-Ebert-Anlage 49, Messeturm  
60327 Frankfurt am Main  
Germany  
Attn.: Corporate Trust Administration  
BNYM.Structured.Finance.Team.8@bnymellon.com

#### Trustee:

#### **BNY Mellon Corporate Trustee Services Limited**

One Canada Square  
E14 5AL London  
United Kingdom  
Attn.: Corporate Trust Administration  
BNYM.Structured.Finance.Team.2@bnymellon.com

#### Data Trustee:

#### **Bank of New York Mellon, Frankfurt Branch**

Friedrich-Ebert-Anlage 46, Messeturm  
60327 Frankfurt am Main  
Germany  
Attn.: Corporate Trust Administration  
BNYM.Structured.Finance.Team.8@bnymellon.com



Rolls-Royce  
Motor Cars Limited

Reporting Date	Mar 11, 2021
Payment Date	Mar 22, 2021
Period No	18
Monthly Period	Feb, 2021
Interest Period from	Feb 22, 2021 to Mar 22, 2021 = 28 days

## 1. Contact Information

### Transaction Parties

#### Swap Counterparty:

#### **Skandinaviska Enskilda Banken AB (publ)**

Kungsträdgårdsgatan 8  
SE-106 40 Stockholm  
Sweden  
peter.frank@seb.de / ABSGermany@seb.de

## 2. Reporting Contact Details

### Contact for Servicer Report (Portfolio related information in Investor Report)

#### Contact for Investor Reporting:

#### **BMW Bank GmbH**

Lilienthalallee 26  
80939 Munich  
Germany

Attn.: ABS Servicing Team  
abs.bmwgroup@bmw.de

#### Calculation Agent:

#### **Bank of New York Mellon, London Branch**

One Canada Square  
E14 5AL London  
United Kingdom  
Attn.: Corporate Trust Administration  
BNYM.Structured.Finance.Team.8@bnymellon.com

## Compartment German Auto Leases 5

### Monthly Investor Report

**BMW  
GROUP**



Rolls-Royce  
Motor Cars Limited

Reporting Date	Mar 11, 2021
Payment Date	Mar 22, 2021
Period No	18
Monthly Period	Feb, 2021
Interest Period from	Feb 22, 2021 to Mar 22, 2021 = 28 days

### 3. Counterparty History

Replacement Party to be added if applicable



Rolls-Royce  
Motor Cars Limited

Reporting Date	Mar 11, 2021
Payment Date	Mar 22, 2021
Period No	18
Monthly Period	Feb, 2021
Interest Period from	Feb 22, 2021 to Mar 22, 2021 = 28 days

**4. Overview Dates**

<b>Initial Cut-Off Date:</b>	Aug 31, 2019		
<b>Issue Date:</b>	Sept 23, 2019	<b>Legal Maturity Date:</b>	Sept 20, 2026
<b>Reporting Date:</b>	Mar 11, 2021		
<b>Investor Reporting Date:</b>	Mar 18, 2021		
<b>Interest Determination Date:</b>	Feb 18, 2021		
<b>Reporting Frequency:</b>	monthly		
<b>Monthly Period No.:</b>	18	<b>(since Issue Date)</b>	
<b>Payment Date:</b>	Mar 22, 2021		
<b>Next Payment Date:</b>	Apr 20, 2021		
<b>Monthly Period:</b>	Feb 01, 2021	<b>until</b>	Feb 28, 2021

# Compartment German Auto Leases 5

## Monthly Investor Report



Rolls-Royce  
Motor Cars Limited

Reporting Date	Mar 11, 2021
Payment Date	Mar 22, 2021
Period No	18
Monthly Period	Feb, 2021
Interest Period from	Feb 22, 2021 to Mar 22, 2021 = 28 days

### 5. Portfolio Information

	current period	prior period
<b>Outstanding receivables in EUR</b>	<b>Aggregate Discounted Lease Balance</b>	<b>Aggregate Discounted Lease Balance</b>
<b>Beginning of period in EUR</b>	340,478,865.90	371,884,050.84
Scheduled Principal payments in EUR	29,101,125.15	29,749,050.44
Repurchases* principal in EUR	1,127,591.16	1,434,160.45
Repurchases* number of contracts	967	1,434
<b>Total principal collections in EUR</b>	30,228,716.31	31,183,210.89
<b>Total interest collections in EUR</b>	1,126,212.71	1,229,284.55
<b>Unpaid Interest in EUR</b>	3,311.07	3,385.73
<b>Defaulted Amounts in EUR</b>	83,412.85	225,359.78
<b>Recoveries</b>	8,955.31	16,172.94
<b>End of Period in EUR</b>	310,170,047.81	340,478,865.90
<b>Current repurchase rate (annualised) in %</b>	3.90	4.53

Repurchases include all contracts repurchased due to early terminations or financial changes

## Compartment German Auto Leases 5

### Monthly Investor Report

**BMW  
GROUP**



Rolls-Royce  
Motor Cars Limited

Reporting Date	Mar 11, 2021
Payment Date	Mar 22, 2021
Period No	18
Monthly Period	Feb, 2021
Interest Period from	Feb 22, 2021 to Mar 22, 2021 = 28 days

### 6. Replenishment Fund / Reserves

Initial Aggregate Discounted Lease Balance 991,799,990.80

<b>Cash Reserve</b>	<b>in %</b>	<b>in EUR</b>
Outstanding cash reserve beginning of period		5,000,000.00
Interest on cash reserve - previous period		0.00
Required cash reserve		5,000,000.00
Outstanding cash reserve end of period		5,000,000.00





Rolls-Royce  
Motor Cars Limited

Reporting Date	Mar 11, 2021		
Payment Date	Mar 22, 2021		
Period No	18		
Monthly Period	Feb, 2021		
Interest Period from	Feb 22, 2021	to	Mar 22, 2021 = 28 days

**6. Replenishment Fund / Reserves (Cont')**

Additional Reserves Triggers*								
Reserves	Current ratio	Trigger	Required Rating BMW AG				Trigger Breach	
			Fitch	S&P	Moody's	DBRS		
Commingling Reserve	N/A	N/A	Long Term	BBB	N/A	Baa1	N/A	no
			Short Term	F2	N/A	P-2	N/A	

Additional Reserves	in EUR
Outstanding Commingling Reserve end of period	0.00

\* Breach of this trigger in conjunction with any other event as set out in the Servicing Agreement and/or the Receivables Purchase Agreement will oblige BMW Bank GmbH to post additional cash collateral or change the sweep frequency (from the collections account to the issuer account) from monthly to daily.  
The Reserves will be adjusted on a monthly basis and shall be deposited in the Issuer Account and exclusively reserved to cover risks.



Rolls-Royce  
Motor Cars Limited

Reporting Date	Mar 11, 2021
Payment Date	Mar 22, 2021
Period No	18
Monthly Period	Feb, 2021
Interest Period from	Feb 22, 2021 to Mar 22, 2021 = 28 days

## 7. Performance Data

### Aggregate outstanding notes balance

Beginning of period in EUR	307,947,277.31
End of period in EUR	276,672,392.89

Ratios	in EUR	in %
<b>31- 60 days past due</b>		
31- 60 days past due period before previous period	291,156.15	0.08
31- 60 days past due previous period	327,228.89	0.10
31- 60 days past due current period	421,285.04	0.14
<b>61- 90 days past due</b>		
61- 90 days past due period before previous period	243,346.09	0.07
61- 90 days past due previous period	158,657.84	0.05
61- 90 days past due current period	213,612.69	0.07

Performance data	
Number of contracts being 31 - 60 days delinquent	80
Number of contracts being 61 - 90 days delinquent	31
Balance in EUR of contracts being 31 - 60 days delinquent	421,285.04
Balance in EUR of contracts being 61 - 90 days delinquent	213,612.69
Defaulted amounts in EUR	83,412.85
Cumulative defaulted amounts in EUR	3,118,348.77
Recoveries in EUR	8,955.31
Cumulative recoveries in EUR	100,487.96



Rolls-Royce  
Motor Cars Limited

Reporting Date	Mar 11, 2021		
Payment Date	Mar 22, 2021		
Period No	18		
Monthly Period	Feb, 2021		
Interest Period from	Feb 22, 2021	to	Mar 22, 2021 = 28 days

### 8. Defaulted Amount & Recovery Amount

Collection Period		Number of Defaulted Agreements in Collection Period	Defaulted Amount in Collection Period	Aggregate Defaulted Amount Since Initial Cut-Off Date	Number of Tolerance Write-Offs*	Tolerance Write-Off Amount*	Aggregate Tolerance Write-Off Amount Since Initial Cut-Off Date *	Purchased Amount of New Receivables	Aggregate Amount of Purchased Receivables	Cumulative Default Ratio	Recovery	Recovery Total	Recovery Total (in %)
Aug - 19	1	0	n/a	n/a	n/a	n/a	n/a	991,799,990.80	991,799,990.80	n/a	n/a	n/a	n/a
Sept - 19	2	0	0.00	0.00	0	0.00	0.00	0.00	991,799,990.80	0.00%	0.00	0.00	0.00%
Oct - 19	3	0	0.00	0.00	0	0.00	0.00	0.00	991,799,990.80	0.00%	0.00	0.00	0.00%
Nov - 19	4	28	0.28	0.28	28	0.28	0.28	0.00	991,799,990.80	0.00%	0.00	0.00	0.00%
Dec - 19	5	19	22,917.65	22,917.93	14	0.14	0.42	0.00	991,799,990.80	0.00%	0.00	0.00	0.00%
Jan - 20	6	23	126,861.40	149,779.33	2	0.02	0.44	0.00	991,799,990.80	0.02%	0.00	0.00	0.00%
Feb - 20	7	40	92,506.11	242,285.44	24	121.22	121.66	0.00	991,799,990.80	0.02%	778.14	778.14	0.32%
Mar - 20	8	41	99,044.01	341,329.45	27	4.68	126.34	0.00	991,799,990.80	0.03%	4,224.55	5,002.69	1.47%
Apr - 20	9	58	240,334.14	581,663.59	13	22.28	148.62	0.00	991,799,990.80	0.06%	5,877.09	10,879.78	1.87%
May - 20	10	69	333,090.33	914,753.92	21	25.67	174.29	0.00	991,799,990.80	0.09%	0.00	10,879.78	1.19%
June - 20	11	42	223,444.82	1,138,198.74	18	23.81	198.10	0.00	991,799,990.80	0.11%	11,418.55	22,298.33	1.96%
July - 20	12	62	373,067.09	1,511,265.83	10	13.18	211.28	0.00	991,799,990.80	0.15%	3,979.61	26,277.94	1.74%
Aug - 20	13	58	185,729.04	1,696,994.87	9	8.63	219.91	0.00	991,799,990.80	0.17%	4,698.31	30,976.25	1.83%
Sept - 20	14	48	281,510.24	1,978,505.11	17	33.62	253.53	0.00	991,799,990.80	0.20%	3,793.80	34,770.05	1.76%
Oct - 20	15	80	390,275.93	2,368,781.04	16	31.74	285.27	0.00	991,799,990.80	0.24%	6,832.77	41,602.82	1.76%
Nov - 20	16	54	231,393.15	2,600,174.19	15	27.63	312.90	0.00	991,799,990.80	0.26%	15,746.53	57,349.35	2.21%
Dec - 20	17	55	209,401.95	2,809,576.14	20	25.15	338.05	0.00	991,799,990.80	0.28%	18,010.36	75,359.71	2.68%
Jan - 21	18	69	225,359.78	3,034,935.92	20	19.31	357.36	0.00	991,799,990.80	0.31%	16,172.94	91,532.65	3.02%
Feb - 21	19	48	83,412.85	3,118,348.77	22	74.49	431.85	0.00	991,799,990.80	0.31%	8,955.31	100,487.96	3.22%

\* tolerance write-off amount <=10 EUR

# Compartment German Auto Leases 5

## Monthly Investor Report



Rolls-Royce  
Motor Cars Limited

Reporting Date	Mar 11, 2021
Payment Date	Mar 22, 2021
Period No	18
Monthly Period	Feb, 2021
Interest Period from	Feb 22, 2021 to Mar 22, 2021 = 28 days

### 8a. Defaulted Amount & Recovery Amount - Lease Level Data\*

	Month / Year of Default	Month / Year of Lease Origination	Discounted Lease Balance (Initial)	Discounted Lease Balance at Default **	Recovery (Current Period)	Recovery Total	Discounted Lease Balance End of Period	Net Loss in %	Vehicle Type (New / Used)	Vehicle Class	Customer Type	Out of Deal (Month / Year)
1	Dec - 19	Feb - 18	3,983.44	4,271.51	0.00	704.48	3,567.03	89.55%	New	1 Series	Private Individual	
2	Dec - 19	Mar - 18	10,448.78	11,113.59	0.00	864.14	10,249.45	98.09%	New	5 Series	Commercial	
3	Dec - 19	Apr - 19	7,199.66	6,782.94	0.00	579.23	6,203.71	86.17%	New	3 Series	Private Individual	
4	Jan - 20	June - 17	5,199.56	5,249.65	0.00	0.00	5,249.65	100.96%	New	5 Series	Commercial	
5	Jan - 20	July - 17	6,677.25	6,075.34	0.00	0.00	6,075.34	90.99%	New	5 Series	Commercial	
6	Jan - 20	Mar - 18	3,589.50	3,433.33	0.00	0.00	3,433.33	95.65%	New	MINI Hatch	Commercial	
7	Jan - 20	Apr - 18	14,878.65	13,426.27	0.00	0.00	13,426.27	90.24%	New	5 Series	Commercial	
8	Jan - 20	May - 18	2,621.31	1,653.60	0.00	-86.00	1,739.60	66.36%	New	2 Series	Private Individual	
9	Jan - 20	Aug - 18	6,425.68	5,940.16	0.00	0.00	5,940.16	92.44%	New	MINI Hatch	Commercial	
10	Jan - 20	Aug - 18	10,546.77	10,672.42	0.00	0.00	10,672.42	101.19%	New	7 Series	Commercial	
11	Jan - 20	Jan - 19	14,877.00	13,923.08	0.00	850.53	13,072.55	87.87%	New	X6 Series	Commercial	
12	Jan - 20	June - 19	8,381.74	8,287.71	0.00	1,231.68	7,056.03	84.18%	New	X1 Series	Private Individual	
13	Jan - 20	June - 19	20,933.51	20,521.63	0.00	983.20	19,538.43	93.34%	New	7 Series	Commercial	
14	Jan - 20	June - 19	35,082.37	34,696.38	0.00	1,264.13	33,432.25	95.30%	New	4 Series	Commercial	
15	Feb - 20	July - 17	5,302.38	3,733.34	0.00	0.00	3,733.34	70.41%	New	3 Series	Commercial	
16	Feb - 20	Aug - 17	6,595.05	3,103.06	0.00	0.00	3,103.06	47.05%	Used	7 Series	Commercial	
17	Feb - 20	Sept - 17	2,727.48	2,762.22	0.00	634.31	2,127.91	78.02%	New	2 Series	Private Individual	
18	Feb - 20	Nov - 17	4,809.65	4,516.46	0.00	0.00	4,516.46	93.90%	New	X3 Series	Commercial	
19	Feb - 20	Dec - 17	4,912.67	3,947.66	0.00	59.20	3,888.46	79.15%	New	X1 Series	Private Individual	
20	Feb - 20	Feb - 18	5,367.23	5,121.29	0.00	664.04	4,457.25	83.05%	New	4 Series	Commercial	
21	Feb - 20	Apr - 18	3,657.64	3,509.66	0.00	0.00	3,509.66	95.95%	New	MINI Hatch	Commercial	
22	Feb - 20	June - 18	9,578.28	7,863.94	0.00	157.03	7,706.91	80.46%	New	1 Series	Private Individual	
23	Feb - 20	July - 18	5,878.46	5,127.06	0.00	542.55	4,584.51	77.99%	New	2 Series	Commercial	
24	Feb - 20	Aug - 18	19,258.51	16,958.59	0.00	597.43	16,361.16	84.96%	New	5 Series	Commercial	
25	Feb - 20	Aug - 18	8,796.02	8,535.61	0.00	0.00	8,535.61	97.04%	New	2 Series	Commercial	
26	Feb - 20	Mar - 19	21,501.83	19,583.71	0.00	926.78	18,656.93	86.77%	New	3 Series	Commercial	
27	Feb - 20	Mar - 19	7,267.25	6,624.57	0.00	907.05	5,717.52	78.68%	New	X1 Series	Private Individual	
28	Mar - 20	May - 17	2,403.09	1,498.85	0.00	0.00	1,498.85	62.37%	New	MINI Clubman	Commercial	
29	Mar - 20	Dec - 17	4,577.50	3,680.80	0.00	0.00	3,680.80	80.41%	New	X3 Series	Commercial	
30	Mar - 20	June - 18	4,023.43	3,495.59	0.00	0.00	3,495.59	86.88%	New	MINI Hatch	Commercial	
31	Mar - 20	Jan - 19	8,660.30	8,185.30	0.00	0.00	8,185.30	94.52%	New	MINI Hatch	Commercial	

# Compartment German Auto Leases 5

## Monthly Investor Report



Rolls-Royce  
Motor Cars Limited

Reporting Date	Mar 11, 2021
Payment Date	Mar 22, 2021
Period No	18
Monthly Period	Feb, 2021
Interest Period from	Feb 22, 2021 to Mar 22, 2021 = 28 days

### 8a. Defaulted Amount & Recovery Amount - Lease Level Data\*

	Month / Year of Default	Month / Year of Lease Origination	Discounted Lease Balance (Initial)	Discounted Lease Balance at Default **	Recovery (Current Period)	Recovery Total	Discounted Lease Balance End of Period	Net Loss in %	Vehicle Type (New / Used)	Vehicle Class	Customer Type	Out of Deal (Month / Year)
32	Mar - 20	Apr - 19	10,739.73	9,459.34	0.00	0.00	9,459.34	88.08%	New	2 Series	Commercial	
33	Mar - 20	Apr - 19	19,839.54	18,822.80	0.00	0.00	18,822.80	94.88%	New	5 Series	Commercial	
34	Mar - 20	Apr - 19	25,038.19	23,793.25	0.00	0.00	23,793.25	95.03%	New	5 Series	Commercial	
35	Mar - 20	May - 19	9,527.07	8,755.25	0.00	0.00	8,755.25	91.90%	New	3 Series	Commercial	
36	Mar - 20	July - 19	19,468.31	19,198.42	0.00	680.80	18,517.62	95.12%	New	X6 Series	Commercial	
37	Apr - 20	July - 17	6,281.36	5,743.14	0.00	0.00	5,743.14	91.43%	New	5 Series	Commercial	
38	Apr - 20	Aug - 17	4,106.60	3,014.85	0.00	0.00	3,014.85	73.41%	New	X1 Series	Commercial	
39	Apr - 20	Nov - 17	9,343.81	5,792.26	0.00	319.62	5,472.64	58.57%	New	7 Series	Commercial	
40	Apr - 20	Mar - 18	4,079.79	3,221.55	0.00	308.88	2,912.67	71.39%	New	2 Series	Commercial	
41	Apr - 20	Apr - 18	9,787.90	8,017.28	0.00	667.23	7,350.05	75.09%	New	6 Series	Commercial	
42	Apr - 20	Aug - 18	13,705.83	11,495.35	0.00	0.00	11,495.35	83.87%	New	X3 Series	Commercial	
43	Apr - 20	Sept - 18	16,166.84	15,377.72	0.00	0.00	15,377.72	95.12%	New	X4 Series	Commercial	
44	Apr - 20	Oct - 18	4,805.17	4,095.50	0.00	0.00	4,095.50	85.23%	New	MINI Hatch	Private Individual	
45	Apr - 20	Jan - 19	6,315.93	5,246.75	0.00	87.97	5,158.78	81.68%	New	1 Series	Private Individual	
46	Apr - 20	Feb - 19	20,818.95	18,528.11	0.00	1,429.57	17,098.54	82.13%	New	X3 Series	Commercial	
47	Apr - 20	Feb - 19	8,877.54	6,652.87	0.00	-1,195.62	7,848.49	88.41%	New	5 Series	Commercial	
48	Apr - 20	Mar - 19	14,523.77	14,461.39	0.00	0.00	14,461.39	99.57%	New	1 Series	Commercial	
49	Apr - 20	Apr - 19	13,485.09	11,925.94	0.00	0.00	11,925.94	88.44%	New	X3 Series	Commercial	
50	Apr - 20	May - 19	8,679.97	8,024.19	0.00	0.00	8,024.19	92.44%	New	1 Series	Commercial	
51	Apr - 20	June - 19	10,755.00	9,941.43	0.00	0.00	9,941.43	92.44%	New	1 Series	Commercial	
52	Apr - 20	June - 19	23,947.32	21,373.91	0.00	0.00	21,373.91	89.25%	New	X5 Series	Commercial	
53	Apr - 20	June - 19	28,534.95	23,720.71	0.00	0.00	23,720.71	83.13%	New	X5 Series	Commercial	
54	Apr - 20	July - 19	29,597.24	29,285.53	0.00	0.00	29,285.53	98.95%	New	X5 Series	Commercial	
55	Apr - 20	July - 19	13,855.71	12,404.17	0.00	0.00	12,404.17	89.52%	New	MINI Clubman	Commercial	
56	Apr - 20	July - 19	10,461.57	10,351.72	0.00	0.00	10,351.72	98.95%	New	3 Series	Commercial	
57	Apr - 20	July - 19	9,120.20	7,867.89	0.00	0.00	7,867.89	86.27%	New	X1 Series	Commercial	
58	May - 20	June - 17	2,877.31	1,054.97	0.00	0.00	1,054.97	36.67%	New	1 Series	Commercial	
59	May - 20	Aug - 17	1,967.23	1,464.39	0.00	181.94	1,282.45	65.19%	New	MINI Hatch	Commercial	
60	May - 20	Sept - 17	9,148.31	8,492.85	0.00	0.00	8,492.85	92.84%	New	7 Series	Commercial	
61	May - 20	Oct - 17	4,282.82	2,999.40	0.00	0.00	2,999.40	70.03%	New	1 Series	Commercial	
62	May - 20	Nov - 17	3,399.27	2,458.99	0.00	2,467.19	-8.20	-0.24%	New	2 Series	Private Individual	

# Compartment German Auto Leases 5

## Monthly Investor Report



Rolls-Royce  
Motor Cars Limited

Reporting Date	Mar 11, 2021
Payment Date	Mar 22, 2021
Period No	18
Monthly Period	Feb, 2021
Interest Period from	Feb 22, 2021 to Mar 22, 2021 = 28 days

### 8a. Defaulted Amount & Recovery Amount - Lease Level Data\*

	Month / Year of Default	Month / Year of Lease Origination	Discounted Lease Balance (Initial)	Discounted Lease Balance at Default **	Recovery (Current Period)	Recovery Total	Discounted Lease Balance End of Period	Net Loss in %	Vehicle Type (New / Used)	Vehicle Class	Customer Type	Out of Deal (Month / Year)
63	May - 20	Nov - 17	7,071.38	5,632.47	0.00	0.00	5,632.47	79.65%	New	3 Series	Commercial	
64	May - 20	Nov - 17	7,815.75	6,888.16	0.00	0.00	6,888.16	88.13%	Used	5 Series	Commercial	
65	May - 20	Apr - 18	3,588.34	2,683.66	0.00	212.27	2,471.39	68.87%	New	2 Series	Commercial	
66	May - 20	Apr - 18	4,508.03	3,356.23	0.00	401.70	2,954.53	65.54%	New	X1 Series	Commercial	
67	May - 20	Apr - 18	18,423.71	12,918.09	0.00	0.00	12,918.09	70.12%	New	5 Series	Commercial	
68	May - 20	Apr - 18	7,064.84	4,577.58	0.00	0.00	4,577.58	64.79%	New	5 Series	Commercial	
69	May - 20	May - 18	5,754.35	5,231.68	0.00	0.00	5,231.68	90.92%	Used	MINI Roadster	Private Individual	
70	May - 20	May - 18	9,327.30	8,114.68	0.00	0.00	8,114.68	87.00%	New	3 Series	Commercial	
71	May - 20	July - 18	6,791.99	5,333.61	0.00	0.00	5,333.61	78.53%	New	2 Series	Commercial	
72	May - 20	July - 18	6,182.10	5,187.24	0.00	0.00	5,187.24	83.91%	New	1 Series	Commercial	
73	May - 20	Aug - 18	13,092.72	10,447.97	0.00	0.00	10,447.97	79.80%	New	7 Series	Commercial	
74	May - 20	Aug - 18	5,256.57	3,473.65	0.00	333.71	3,139.94	59.73%	New	1 Series	Private Individual	
75	May - 20	Aug - 18	6,121.61	5,711.77	0.00	0.00	5,711.77	93.31%	New	MINI Hatch	Private Individual	
76	May - 20	Sept - 18	25,292.59	22,612.30	0.00	0.00	22,612.30	89.40%	New	5 Series	Commercial	
77	May - 20	Sept - 18	10,341.16	8,384.75	0.00	0.00	8,384.75	81.08%	New	MINI Hatch	Commercial	
78	May - 20	Oct - 18	4,501.92	4,222.93	0.00	517.96	3,704.97	82.30%	New	MINI Clubman	Private Individual	
79	May - 20	Nov - 18	3,987.35	3,437.11	0.00	402.09	3,035.02	76.12%	New	3 Series	Commercial	
80	May - 20	Nov - 18	3,987.35	3,437.11	0.00	389.96	3,047.15	76.42%	New	3 Series	Commercial	
81	May - 20	Dec - 18	4,113.44	3,571.37	0.00	402.68	3,168.69	77.03%	New	3 Series	Commercial	
82	May - 20	Dec - 18	29,188.40	26,523.17	1,110.00	16,650.00	9,873.17	33.83%	New	X5 Series	Private Individual	
83	May - 20	Jan - 19	11,550.99	10,909.08	0.00	0.00	10,909.08	94.44%	New	X2 Series	Commercial	
84	May - 20	Jan - 19	12,081.24	11,409.10	0.00	0.00	11,409.10	94.44%	New	X2 Series	Commercial	
85	May - 20	Feb - 19	6,714.06	6,368.83	0.00	0.00	6,368.83	94.86%	New	MINI Hatch	Private Individual	
86	May - 20	Feb - 19	5,841.14	3,514.68	0.00	190.84	3,323.84	56.90%	New	5 Series	Commercial	
87	May - 20	Feb - 19	15,680.17	12,127.39	0.00	284.85	11,842.54	75.53%	New	X3 Series	Commercial	
88	May - 20	May - 19	12,752.92	11,813.29	0.00	0.00	11,813.29	92.63%	New	2 Series	Commercial	
89	May - 20	May - 19	30,502.90	27,708.88	0.00	0.00	27,708.88	90.84%	Used	X5 Series	Commercial	
90	May - 20	May - 19	12,331.47	10,605.56	0.00	479.02	10,126.54	82.12%	New	5 Series	Commercial	
91	May - 20	June - 19	12,440.55	10,366.70	0.00	0.00	10,366.70	83.33%	New	MINI Hatch	Commercial	
92	May - 20	July - 19	14,248.89	12,337.47	0.00	0.00	12,337.47	86.59%	New	2 Series	Commercial	
93	May - 20	July - 19	11,394.17	9,865.70	0.00	0.00	9,865.70	86.59%	New	3 Series	Commercial	

# Compartment German Auto Leases 5

## Monthly Investor Report



Rolls-Royce  
Motor Cars Limited

Reporting Date	Mar 11, 2021
Payment Date	Mar 22, 2021
Period No	18
Monthly Period	Feb, 2021
Interest Period from	Feb 22, 2021 to Mar 22, 2021 = 28 days

### 8a. Defaulted Amount & Recovery Amount - Lease Level Data\*

	Month / Year of Default	Month / Year of Lease Origination	Discounted Lease Balance (Initial)	Discounted Lease Balance at Default **	Recovery (Current Period)	Recovery Total	Discounted Lease Balance End of Period	Net Loss in %	Vehicle Type (New / Used)	Vehicle Class	Customer Type	Out of Deal (Month / Year)
94	May - 20	July - 19	25,071.76	22,503.47	0.00	0.00	22,503.47	89.76%	New	7 Series	Commercial	
95	June - 20	June - 17	2,353.62	1,902.64	0.00	0.00	1,902.64	80.84%	New	1 Series	Commercial	
96	June - 20	Apr - 18	2,944.03	1,812.96	0.00	0.00	1,812.96	61.58%	New	1 Series	Commercial	
97	June - 20	June - 18	11,645.16	7,425.01	0.00	258.47	7,166.54	61.54%	New	MINI Hatch	Commercial	
98	June - 20	June - 18	4,216.19	3,113.05	0.00	253.45	2,859.60	67.82%	New	2 Series	Commercial	
99	June - 20	July - 18	13,822.26	14,142.29	0.00	2,007.91	12,134.38	87.79%	New	5 Series	Commercial	
100	June - 20	Sept - 18	5,222.58	4,651.48	0.00	502.67	4,148.81	79.44%	New	3 Series	Private Individual	
101	June - 20	Sept - 18	11,934.49	8,689.92	0.00	0.00	8,689.92	72.81%	New	i3 Series	Commercial	
102	June - 20	Sept - 18	4,314.07	3,504.69	0.00	0.00	3,504.69	81.24%	New	1 Series	Commercial	
103	June - 20	Nov - 18	40,415.47	35,119.11	0.00	0.00	35,119.11	86.90%	New	8 Series	Commercial	
104	June - 20	Jan - 19	6,489.65	4,574.94	0.00	0.00	4,574.94	70.50%	Used	4 Series	Commercial	
105	June - 20	Jan - 19	15,301.61	13,980.36	0.00	0.00	13,980.36	91.37%	New	X4 Series	Commercial	
106	June - 20	Jan - 19	13,798.56	10,562.28	0.00	0.00	10,562.28	76.55%	New	5 Series	Commercial	
107	June - 20	Jan - 19	24,367.03	22,282.08	0.00	0.00	22,282.08	91.44%	New	X5 Series	Commercial	
108	June - 20	Mar - 19	39,726.47	32,596.22	0.00	0.00	32,596.22	82.05%	New	5 Series	Commercial	
109	June - 20	Apr - 19	5,280.30	5,239.30	0.00	0.00	5,239.30	99.22%	New	X1 Series	Private Individual	
110	June - 20	Apr - 19	13,092.36	10,364.75	0.00	0.00	10,364.75	79.17%	New	3 Series	Commercial	
111	June - 20	May - 19	23,225.49	19,223.57	0.00	861.71	18,361.86	79.06%	New	3 Series	Private Individual	
112	June - 20	May - 19	26,483.76	20,905.18	0.00	2,551.28	18,353.90	69.30%	New	2 Series	Private Individual	
113	July - 20	Aug - 17	3,377.32	1,415.18	0.00	0.00	1,415.18	41.90%	New	MINI Clubman	Commercial	
114	July - 20	Sept - 17	7,061.98	2,910.85	0.00	0.00	2,910.85	41.22%	New	3 Series	Commercial	
115	July - 20	Nov - 17	2,715.75	1,218.93	0.00	252.87	966.06	35.57%	New	MINI Clubman	Commercial	
116	July - 20	Nov - 17	2,715.75	1,218.93	0.00	252.87	966.06	35.57%	New	MINI Clubman	Commercial	
117	July - 20	Dec - 17	4,709.03	2,191.99	0.00	114.14	2,077.85	44.12%	New	X1 Series	Private Individual	
118	July - 20	Dec - 17	3,958.18	1,370.85	0.00	-139.32	1,510.17	38.15%	New	2 Series	Private Individual	
119	July - 20	Dec - 17	9,482.98	5,903.13	0.00	0.00	5,903.13	62.25%	New	4 Series	Commercial	
120	July - 20	Dec - 17	2,920.53	876.94	0.00	876.94	0.00	0.00%	New	1 Series	Private Individual	
121	July - 20	Dec - 17	5,582.00	4,220.51	0.00	0.00	4,220.51	75.61%	New	3 Series	Commercial	
122	July - 20	Jan - 18	10,570.48	7,244.23	0.00	0.00	7,244.23	68.53%	New	X6 Series	Commercial	
123	July - 20	May - 18	8,171.88	5,447.81	0.00	548.97	4,898.84	59.95%	New	5 Series	Commercial	
124	July - 20	May - 18	1,462.58	1,135.32	0.00	388.20	747.12	51.08%	New	1 Series	Private Individual	

# Compartment German Auto Leases 5

## Monthly Investor Report



Rolls-Royce  
Motor Cars Limited

Reporting Date	Mar 11, 2021
Payment Date	Mar 22, 2021
Period No	18
Monthly Period	Feb, 2021
Interest Period from	Feb 22, 2021 to Mar 22, 2021 = 28 days

### 8a. Defaulted Amount & Recovery Amount - Lease Level Data\*

	Month / Year of Default	Month / Year of Lease Origination	Discounted Lease Balance (Initial)	Discounted Lease Balance at Default **	Recovery (Current Period)	Recovery Total	Discounted Lease Balance End of Period	Net Loss in %	Vehicle Type (New / Used)	Vehicle Class	Customer Type	Out of Deal (Month / Year)
125	July - 20	Oct - 18	11,160.63	8,295.26	0.00	0.00	8,295.26	74.33%	New	5 Series	Commercial	
126	July - 20	Nov - 18	35,034.84	30,744.16	0.00	0.00	30,744.16	87.75%	New	X5 Series	Commercial	
127	July - 20	Nov - 18	9,994.32	7,805.01	0.00	0.00	7,805.01	78.09%	New	5 Series	Commercial	
128	July - 20	Nov - 18	11,050.86	6,902.17	0.00	0.00	6,902.17	62.46%	New	X3 Series	Private Individual	
129	July - 20	Nov - 18	6,292.68	5,230.58	0.00	0.00	5,230.58	83.12%	New	X2 Series	Commercial	
130	July - 20	Dec - 18	28,754.04	22,727.01	0.00	0.00	22,727.01	79.04%	New	X5 Series	Commercial	
131	July - 20	Dec - 18	14,188.26	7,327.09	-398.90	-398.90	7,725.99	54.45%	New	5 Series	Commercial	
132	July - 20	Dec - 18	22,953.03	15,673.70	0.00	0.00	15,673.70	68.29%	New	5 Series	Commercial	
133	July - 20	Jan - 19	14,705.99	12,378.59	0.00	0.00	12,378.59	84.17%	New	X3 Series	Commercial	
134	July - 20	Feb - 19	21,193.44	18,939.52	0.00	0.00	18,939.52	89.37%	New	X3 Series	Commercial	
135	July - 20	Mar - 19	5,817.61	4,358.15	0.00	0.00	4,358.15	74.91%	New	MINI Hatch	Commercial	
136	July - 20	Mar - 19	5,624.10	4,244.48	0.00	224.16	4,020.32	71.48%	New	MINI Clubman	Commercial	
137	July - 20	Apr - 19	8,173.79	6,742.03	0.00	0.00	6,742.03	82.48%	New	MINI Hatch	Commercial	
138	July - 20	Apr - 19	29,645.86	25,491.40	0.00	0.00	25,491.40	85.99%	New	X5 Series	Commercial	
139	July - 20	Apr - 19	5,990.38	4,954.91	0.00	0.00	4,954.91	82.71%	New	MINI Hatch	Private Individual	
140	July - 20	Apr - 19	17,613.38	14,613.54	0.00	0.00	14,613.54	82.97%	New	1 Series	Commercial	
141	July - 20	Apr - 19	15,077.08	12,006.68	0.00	0.00	12,006.68	79.64%	New	3 Series	Commercial	
142	July - 20	May - 19	45,739.98	35,058.90	0.00	0.00	35,058.90	76.65%	New	7 Series	Commercial	
143	July - 20	May - 19	19,215.08	15,171.32	655.46	7,210.06	7,961.26	41.43%	New	3 Series	Commercial	
144	July - 20	May - 19	17,859.28	12,998.26	0.00	0.00	12,998.26	72.78%	New	3 Series	Commercial	
145	July - 20	May - 19	29,956.86	26,435.15	0.00	0.00	26,435.15	88.24%	New	5 Series	Commercial	
146	July - 20	June - 19	25,372.04	20,434.71	0.00	0.00	20,434.71	80.54%	New	X3 Series	Commercial	
147	July - 20	June - 19	13,275.00	11,078.52	0.00	0.00	11,078.52	83.45%	New	4 Series	Commercial	
148	Aug - 20	Aug - 17	7,431.56	3,545.75	0.00	1,505.33	2,040.42	27.46%	New	7 Series	Commercial	
149	Aug - 20	Nov - 17	3,313.20	1,754.88	0.00	0.00	1,754.88	52.97%	New	1 Series	Private Individual	
150	Aug - 20	Dec - 17	4,979.69	1,263.24	0.00	1,263.24	0.00	0.00%	New	4 Series	Commercial	
151	Aug - 20	Dec - 17	1,444.13	673.46	0.00	0.00	673.46	46.63%	New	2 Series	Commercial	
152	Aug - 20	Dec - 17	12,083.29	5,740.02	0.00	0.00	5,740.02	47.50%	New	5 Series	Commercial	
153	Aug - 20	Apr - 18	4,589.36	1,964.77	250.53	1,503.18	461.59	10.06%	New	2 Series	Commercial	
154	Aug - 20	July - 18	12,482.81	6,518.37	576.79	3,460.74	3,057.63	24.49%	New	X3 Series	Commercial	
155	Aug - 20	Oct - 18	15,112.19	10,477.61	0.00	0.00	10,477.61	69.33%	New	5 Series	Commercial	



# Compartment German Auto Leases 5

## Monthly Investor Report



Rolls-Royce  
Motor Cars Limited

Reporting Date	Mar 11, 2021
Payment Date	Mar 22, 2021
Period No	18
Monthly Period	Feb, 2021
Interest Period from	Feb 22, 2021 to Mar 22, 2021 = 28 days

### 8a. Defaulted Amount & Recovery Amount - Lease Level Data\*

	Month / Year of Default	Month / Year of Lease Origination	Discounted Lease Balance (Initial)	Discounted Lease Balance at Default **	Recovery (Current Period)	Recovery Total	Discounted Lease Balance End of Period	Net Loss in %	Vehicle Type (New / Used)	Vehicle Class	Customer Type	Out of Deal (Month / Year)
156	Aug - 20	Oct - 18	10,027.20	6,574.28	0.00	590.20	5,984.08	59.68%	New	5 Series	Private Individual	
157	Aug - 20	Oct - 18	11,134.22	6,481.06	455.05	2,730.30	3,750.76	33.69%	New	X1 Series	Commercial	
158	Aug - 20	Nov - 18	21,992.57	16,430.09	0.00	0.00	16,430.09	74.71%	New	X3 Series	Commercial	
159	Aug - 20	Nov - 18	8,033.58	6,634.73	0.00	721.00	5,913.73	73.61%	New	2 Series	Commercial	
160	Aug - 20	Dec - 18	11,273.38	6,749.85	0.00	105.40	6,644.45	58.94%	New	X2 Series	Private Individual	
161	Aug - 20	Dec - 18	9,274.36	5,963.39	0.00	0.00	5,963.39	64.30%	New	3 Series	Commercial	
162	Aug - 20	Dec - 18	6,485.59	4,692.05	0.00	0.00	4,692.05	72.35%	New	1 Series	Private Individual	
163	Aug - 20	Jan - 19	11,208.28	5,803.84	0.00	0.00	5,803.84	51.78%	New	X3 Series	Commercial	
164	Aug - 20	Jan - 19	18,040.47	13,148.58	0.00	0.00	13,148.58	72.88%	New	2 Series	Commercial	
165	Aug - 20	Feb - 19	13,893.65	9,733.02	0.00	0.00	9,733.02	70.05%	New	3 Series	Commercial	
166	Aug - 20	Feb - 19	4,957.81	3,616.47	0.00	0.00	3,616.47	72.94%	New	3 Series	Commercial	
167	Aug - 20	Mar - 19	7,657.04	5,242.57	0.00	0.00	5,242.57	68.47%	New	MINI Hatch	Commercial	
168	Aug - 20	Mar - 19	1,836.65	794.88	0.00	109.23	685.65	37.33%	New	1 Series	Private Individual	
169	Aug - 20	Apr - 19	9,676.99	7,310.20	0.00	0.00	7,310.20	75.54%	New	3 Series	Commercial	
170	Aug - 20	Apr - 19	17,395.48	14,964.86	0.00	0.00	14,964.86	86.03%	New	7 Series	Commercial	
171	Aug - 20	June - 19	16,781.93	12,556.26	401.67	2,410.02	10,146.24	60.46%	New	X4 Series	Commercial	
172	Aug - 20	July - 19	5,342.13	3,837.48	0.00	293.22	3,544.26	66.35%	New	3 Series	Private Individual	
173	Aug - 20	July - 19	5,064.01	4,426.14	0.00	0.00	4,426.14	87.40%	New	MINI Clubman	Commercial	
174	Sept - 20	Sept - 17	2,525.56	1,096.66	0.00	0.00	1,096.66	43.42%	New	1 Series	Commercial	
175	Sept - 20	Oct - 17	12,202.51	7,489.87	0.00	0.00	7,489.87	61.38%	New	4 Series	Commercial	
176	Sept - 20	Dec - 17	3,578.26	1,482.52	0.00	0.00	1,482.52	41.43%	New	MINI Hatch	Private Individual	
177	Sept - 20	Dec - 17	7,391.24	4,188.65	0.00	0.00	4,188.65	56.67%	New	3 Series	Commercial	
178	Sept - 20	Jan - 18	2,640.71	1,839.32	0.00	0.00	1,839.32	69.65%	New	MINI Clubman	Private Individual	
179	Sept - 20	Mar - 18	6,958.46	4,862.61	0.00	0.00	4,862.61	69.88%	New	X4 Series	Commercial	
180	Sept - 20	June - 18	8,147.57	3,899.40	0.00	0.00	3,899.40	47.86%	New	X1 Series	Commercial	
181	Sept - 20	Sept - 18	11,062.26	6,631.63	0.00	0.00	6,631.63	59.95%	New	4 Series	Commercial	
182	Sept - 20	Sept - 18	8,185.81	6,095.12	0.00	574.75	5,520.37	67.44%	New	5 Series	Private Individual	
183	Sept - 20	Oct - 18	10,405.89	8,103.48	0.00	0.00	8,103.48	77.87%	New	MINI Hatch	Commercial	
184	Sept - 20	Nov - 18	14,541.57	9,195.61	0.00	0.00	9,195.61	63.24%	New	5 Series	Commercial	
185	Sept - 20	Nov - 18	5,784.99	4,145.97	0.00	0.00	4,145.97	71.67%	New	2 Series	Commercial	
186	Sept - 20	Jan - 19	20,383.51	17,248.31	0.00	0.00	17,248.31	84.62%	Used	X6 Series	Commercial	

# Compartment German Auto Leases 5

## Monthly Investor Report



Rolls-Royce  
Motor Cars Limited

Reporting Date	Mar 11, 2021
Payment Date	Mar 22, 2021
Period No	18
Monthly Period	Feb, 2021
Interest Period from	Feb 22, 2021 to Mar 22, 2021 = 28 days

### 8a. Defaulted Amount & Recovery Amount - Lease Level Data\*

	Month / Year of Default	Month / Year of Lease Origination	Discounted Lease Balance (Initial)	Discounted Lease Balance at Default **	Recovery (Current Period)	Recovery Total	Discounted Lease Balance End of Period	Net Loss in %	Vehicle Type (New / Used)	Vehicle Class	Customer Type	Out of Deal (Month / Year)
187	Sept - 20	Jan - 19	9,227.83	5,420.77	0.00	167.05	5,253.72	56.93%	New	4 Series	Commercial	
188	Sept - 20	Mar - 19	20,250.39	13,777.26	0.00	0.00	13,777.26	68.03%	New	3 Series	Commercial	
189	Sept - 20	Mar - 19	32,404.06	26,672.28	0.00	0.00	26,672.28	82.31%	New	5 Series	Commercial	
190	Sept - 20	Mar - 19	21,669.63	18,589.56	0.00	0.00	18,589.56	85.79%	New	X3 Series	Private Individual	
191	Sept - 20	Mar - 19	28,840.96	23,791.63	0.00	0.00	23,791.63	82.49%	New	X5 Series	Commercial	
192	Sept - 20	Apr - 19	12,036.22	5,567.83	0.00	0.00	5,567.83	46.26%	Used	Z4 Series	Commercial	
193	Sept - 20	May - 19	17,974.86	14,387.77	0.00	0.00	14,387.77	80.04%	New	5 Series	Commercial	
194	Sept - 20	May - 19	16,857.52	13,654.83	0.00	0.00	13,654.83	81.00%	New	5 Series	Commercial	
195	Sept - 20	May - 19	30,809.22	23,932.90	0.00	1,994.00	21,938.90	71.21%	New	5 Series	Commercial	
196	Sept - 20	June - 19	9,881.74	8,264.74	0.00	0.00	8,264.74	83.64%	New	MINI Clubman	Private Individual	
197	Sept - 20	June - 19	22,540.24	17,595.52	0.00	1,438.00	16,157.52	71.68%	New	X3 Series	Commercial	
198	Sept - 20	June - 19	25,283.44	20,253.58	0.00	0.00	20,253.58	80.11%	New	2 Series	Commercial	
199	Sept - 20	June - 19	10,571.03	7,572.00	0.00	463.80	7,108.20	67.24%	New	MINI Hatch	Commercial	
200	Oct - 20	Dec - 17	9,767.52	5,968.24	0.00	1,135.03	4,833.21	49.48%	New	X5 Series	Commercial	
201	Oct - 20	Dec - 17	4,031.01	2,019.13	0.00	1,061.57	957.56	23.75%	New	X1 Series	Commercial	
202	Oct - 20	Jan - 18	4,677.81	1,776.37	0.00	0.00	1,776.37	37.97%	New	3 Series	Commercial	
203	Oct - 20	Jan - 18	18,169.50	5,554.64	0.00	1,987.10	3,567.54	19.63%	New	X6 Series	Private Individual	
204	Oct - 20	Feb - 18	3,532.62	1,004.42	0.00	569.69	434.73	12.31%	New	MINI Hatch	Private Individual	
205	Oct - 20	Feb - 18	4,651.17	2,570.74	0.00	0.00	2,570.74	55.27%	New	1 Series	Commercial	
206	Oct - 20	Mar - 18	8,032.98	4,168.89	0.00	417.73	3,751.16	46.70%	Used	5 Series	Commercial	
207	Oct - 20	Mar - 18	13,969.81	6,518.77	0.00	1,433.34	5,085.43	36.40%	New	X6 Series	Commercial	
208	Oct - 20	Apr - 18	16,970.86	11,042.15	0.00	0.00	11,042.15	65.07%	Used	X4 Series	Commercial	
209	Oct - 20	Apr - 18	5,601.20	3,712.84	0.00	0.00	3,712.84	66.29%	New	5 Series	Commercial	
210	Oct - 20	May - 18	8,655.48	6,287.69	0.00	0.00	6,287.69	72.64%	New	5 Series	Commercial	
211	Oct - 20	May - 18	5,023.93	2,423.95	0.00	130.52	2,293.43	45.65%	New	MINI Hatch	Commercial	
212	Oct - 20	June - 18	3,789.19	2,066.14	0.00	220.29	1,845.85	48.71%	New	1 Series	Commercial	
213	Oct - 20	June - 18	11,555.80	6,352.65	0.00	673.43	5,679.22	49.15%	New	X3 Series	Commercial	
214	Oct - 20	July - 18	12,352.56	8,705.77	0.00	0.00	8,705.77	70.48%	New	5 Series	Commercial	
215	Oct - 20	July - 18	7,534.90	4,972.90	0.00	0.00	4,972.90	66.00%	New	X2 Series	Commercial	
216	Oct - 20	Oct - 18	13,393.94	10,456.63	0.00	0.00	10,456.63	78.07%	New	3 Series	Commercial	
217	Oct - 20	Nov - 18	11,998.77	8,047.40	0.00	0.00	8,047.40	67.07%	New	MINI Hatch	Commercial	

# Compartment German Auto Leases 5

## Monthly Investor Report



Rolls-Royce  
Motor Cars Limited

Reporting Date	Mar 11, 2021
Payment Date	Mar 22, 2021
Period No	18
Monthly Period	Feb, 2021
Interest Period from	Feb 22, 2021 to Mar 22, 2021 = 28 days

### 8a. Defaulted Amount & Recovery Amount - Lease Level Data\*

	Month / Year of Default	Month / Year of Lease Origination	Discounted Lease Balance (Initial)	Discounted Lease Balance at Default **	Recovery (Current Period)	Recovery Total	Discounted Lease Balance End of Period	Net Loss in %	Vehicle Type (New / Used)	Vehicle Class	Customer Type	Out of Deal (Month / Year)
218	Oct - 20	Nov - 18	19,867.72	14,122.32	0.00	0.00	14,122.32	71.08%	New	X4 Series	Commercial	
219	Oct - 20	Nov - 18	8,408.67	5,335.94	0.00	349.18	4,986.76	59.30%	New	2 Series	Private Individual	
220	Oct - 20	Nov - 18	5,380.35	3,637.68	0.00	531.97	3,105.71	57.72%	New	MINI Hatch	Commercial	
221	Oct - 20	Nov - 18	11,622.79	9,413.11	0.00	596.29	8,816.82	75.86%	New	5 Series	Commercial	
222	Oct - 20	Dec - 18	6,883.00	3,532.16	276.47	1,105.88	2,426.28	35.25%	New	X1 Series	Private Individual	
223	Oct - 20	Dec - 18	13,043.99	9,480.02	0.00	892.20	8,587.82	65.84%	New	5 Series	Commercial	
224	Oct - 20	Jan - 19	11,947.19	9,204.16	0.00	1,364.35	7,839.81	65.62%	New	X2 Series	Commercial	
225	Oct - 20	Jan - 19	4,656.51	3,577.12	0.00	0.00	3,577.12	76.82%	New	X2 Series	Commercial	
226	Oct - 20	Jan - 19	12,985.67	9,572.13	0.00	766.18	8,805.95	67.81%	New	5 Series	Commercial	
227	Oct - 20	Jan - 19	14,235.05	8,452.55	0.00	0.00	8,452.55	59.38%	New	X3 Series	Commercial	
228	Oct - 20	Jan - 19	6,921.47	4,880.43	0.00	854.57	4,025.86	58.16%	New	X1 Series	Commercial	
229	Oct - 20	Feb - 19	8,925.60	5,687.37	0.00	0.00	5,687.37	63.72%	New	X1 Series	Private Individual	
230	Oct - 20	Feb - 19	14,256.23	8,674.49	508.77	1,526.31	7,148.18	50.14%	New	4 Series	Commercial	
231	Oct - 20	Mar - 19	4,985.46	3,605.30	0.00	0.00	3,605.30	72.32%	New	MINI Hatch	Commercial	
232	Oct - 20	Mar - 19	16,865.99	13,222.75	0.00	0.00	13,222.75	78.40%	New	1 Series	Private Individual	
233	Oct - 20	Mar - 19	5,021.77	3,643.22	0.00	0.00	3,643.22	72.55%	New	MINI Hatch	Commercial	
234	Oct - 20	Mar - 19	5,021.77	3,643.22	0.00	345.08	3,298.14	65.68%	New	MINI Hatch	Commercial	
235	Oct - 20	Apr - 19	10,523.87	8,019.83	0.00	0.00	8,019.83	76.21%	New	MINI Hatch	Private Individual	
236	Oct - 20	Apr - 19	19,836.46	13,180.12	0.00	640.62	12,539.50	63.21%	New	3 Series	Commercial	
237	Oct - 20	Apr - 19	26,772.46	16,978.16	0.00	0.00	16,978.16	63.42%	New	X6 Series	Commercial	
238	Oct - 20	May - 19	19,705.41	13,397.03	0.00	0.00	13,397.03	67.99%	New	3 Series	Commercial	
239	Oct - 20	June - 19	9,560.98	7,470.43	0.00	0.00	7,470.43	78.13%	New	3 Series	Commercial	
240	Oct - 20	June - 19	6,110.67	4,774.54	0.00	194.00	4,580.54	74.96%	New	1 Series	Commercial	
241	Oct - 20	June - 19	14,070.32	7,586.63	0.00	0.00	7,586.63	53.92%	New	3 Series	Commercial	
242	Oct - 20	June - 19	9,141.02	7,451.32	0.00	0.00	7,451.32	81.52%	New	1 Series	Commercial	
243	Oct - 20	June - 19	9,680.59	7,891.15	0.00	0.00	7,891.15	81.52%	New	1 Series	Commercial	
244	Oct - 20	June - 19	9,680.59	7,891.15	0.00	0.00	7,891.15	81.52%	New	1 Series	Commercial	
245	Oct - 20	June - 19	9,141.02	7,451.32	0.00	0.00	7,451.32	81.52%	New	1 Series	Commercial	
246	Oct - 20	June - 19	9,141.02	7,451.32	0.00	0.00	7,451.32	81.52%	New	1 Series	Commercial	
247	Oct - 20	June - 19	10,935.58	8,793.47	0.00	926.98	7,866.49	71.93%	New	4 Series	Commercial	
248	Oct - 20	June - 19	40,369.12	34,213.53	0.00	1,113.03	33,100.50	81.99%	New	7 Series	Commercial	

# Compartment German Auto Leases 5

## Monthly Investor Report



Rolls-Royce  
Motor Cars Limited

Reporting Date	Mar 11, 2021
Payment Date	Mar 22, 2021
Period No	18
Monthly Period	Feb, 2021
Interest Period from	Feb 22, 2021 to Mar 22, 2021 = 28 days

### 8a. Defaulted Amount & Recovery Amount - Lease Level Data\*

	Month / Year of Default	Month / Year of Lease Origination	Discounted Lease Balance (Initial)	Discounted Lease Balance at Default **	Recovery (Current Period)	Recovery Total	Discounted Lease Balance End of Period	Net Loss in %	Vehicle Type (New / Used)	Vehicle Class	Customer Type	Out of Deal (Month / Year)
249	Oct - 20	June - 19	12,662.27	8,350.79	0.00	0.00	8,350.79	65.95%	New	3 Series	Commercial	
250	Oct - 20	July - 19	12,033.33	9,384.14	0.00	668.25	8,715.89	72.43%	New	3 Series	Private Individual	
251	Nov - 20	Dec - 17	7,069.98	2,538.36	0.00	0.00	2,538.36	35.90%	New	4 Series	Commercial	
252	Nov - 20	Jan - 18	7,142.39	2,070.13	0.00	0.00	2,070.13	28.98%	New	2 Series	Commercial	
253	Nov - 20	June - 18	12,689.02	8,749.16	0.00	0.00	8,749.16	68.95%	New	5 Series	Commercial	
254	Nov - 20	Aug - 18	12,141.29	8,760.08	0.00	0.00	8,760.08	72.15%	New	5 Series	Commercial	
255	Nov - 20	Sept - 18	16,633.17	8,683.44	0.00	0.00	8,683.44	52.21%	New	5 Series	Commercial	
256	Nov - 20	Sept - 18	12,345.77	8,540.38	0.00	0.00	8,540.38	69.18%	New	X4 Series	Private Individual	
257	Nov - 20	Sept - 18	11,035.38	5,810.61	468.60	1,405.80	4,404.81	39.92%	New	X2 Series	Private Individual	
258	Nov - 20	Oct - 18	14,223.93	8,826.70	0.00	0.00	8,826.70	62.06%	New	5 Series	Commercial	
259	Nov - 20	Nov - 18	6,325.37	4,036.54	646.14	646.14	3,390.40	53.60%	New	1 Series	Commercial	
260	Nov - 20	Jan - 19	4,941.49	3,431.05	0.00	0.00	3,431.05	69.43%	New	X2 Series	Commercial	
261	Nov - 20	Jan - 19	13,599.69	7,850.13	0.00	0.00	7,850.13	57.72%	New	MINI Hatch	Commercial	
262	Nov - 20	Jan - 19	7,248.07	4,481.46	0.00	0.00	4,481.46	61.83%	New	2 Series	Commercial	
263	Nov - 20	Jan - 19	10,742.55	8,624.75	0.00	0.00	8,624.75	80.29%	New	X2 Series	Commercial	
264	Nov - 20	Feb - 19	28,174.18	22,066.88	0.00	0.00	22,066.88	78.32%	New	7 Series	Commercial	
265	Nov - 20	Feb - 19	18,494.00	11,890.35	755.76	755.76	11,134.59	60.21%	New	2 Series	Commercial	
266	Nov - 20	Mar - 19	32,802.96	25,798.10	0.00	0.00	25,798.10	78.65%	New	5 Series	Commercial	
267	Nov - 20	Mar - 19	11,513.77	7,643.07	0.00	0.00	7,643.07	66.38%	New	X1 Series	Private Individual	
268	Nov - 20	Apr - 19	18,963.64	14,486.74	0.00	0.00	14,486.74	76.39%	New	X4 Series	Private Individual	
269	Nov - 20	Apr - 19	21,114.40	14,085.12	47.34	47.34	14,037.78	66.48%	New	5 Series	Commercial	
270	Nov - 20	May - 19	27,378.08	19,405.46	0.00	1,321.90	18,083.56	66.05%	New	X5 Series	Commercial	
271	Nov - 20	May - 19	17,361.28	13,413.87	0.00	0.00	13,413.87	77.26%	New	MINI Hatch	Private Individual	
272	Nov - 20	June - 19	9,385.56	6,418.95	0.00	301.68	6,117.27	65.18%	New	5 Series	Private Individual	
273	Nov - 20	June - 19	6,565.79	4,719.41	0.00	0.00	4,719.41	71.88%	New	MINI Clubman	Commercial	
274	Dec - 20	Feb - 18	4,506.48	1,360.11	0.00	0.00	1,360.11	30.18%	New	3 Series	Commercial	
275	Dec - 20	Mar - 18	3,294.00	1,729.44	369.74	369.74	1,359.70	41.28%	New	1 Series	Commercial	
276	Dec - 20	Apr - 18	9,425.04	2,185.55	503.36	1,006.72	1,178.83	12.51%	New	X6 Series	Private Individual	
277	Dec - 20	July - 18	4,160.00	2,722.39	0.00	0.00	2,722.39	65.44%	New	4 Series	Commercial	
278	Dec - 20	Aug - 18	10,663.96	4,709.29	0.00	0.00	4,709.29	44.16%	New	3 Series	Commercial	
279	Dec - 20	Sept - 18	7,896.71	4,498.73	0.00	0.00	4,498.73	56.97%	New	X3 Series	Private Individual	

# Compartment German Auto Leases 5

## Monthly Investor Report



Rolls-Royce  
Motor Cars Limited

Reporting Date	Mar 11, 2021
Payment Date	Mar 22, 2021
Period No	18
Monthly Period	Feb, 2021
Interest Period from	Feb 22, 2021 to Mar 22, 2021 = 28 days

### 8a. Defaulted Amount & Recovery Amount - Lease Level Data\*

	Month / Year of Default	Month / Year of Lease Origination	Discounted Lease Balance (Initial)	Discounted Lease Balance at Default **	Recovery (Current Period)	Recovery Total	Discounted Lease Balance End of Period	Net Loss in %	Vehicle Type (New / Used)	Vehicle Class	Customer Type	Out of Deal (Month / Year)
280	Dec - 20	Oct - 18	15,169.36	11,693.01	0.00	0.00	11,693.01	77.08%	New	5 Series	Commercial	
281	Dec - 20	Nov - 18	17,893.39	11,593.60	0.00	0.00	11,593.60	64.79%	New	4 Series	Commercial	
282	Dec - 20	Dec - 18	5,713.82	3,608.23	0.00	0.00	3,608.23	63.15%	New	2 Series	Private Individual	
283	Dec - 20	Jan - 19	18,728.28	14,446.76	0.00	0.00	14,446.76	77.14%	New	3 Series	Commercial	
284	Dec - 20	Jan - 19	1,359.75	705.25	64.21	64.21	641.04	47.14%	New	1 Series	Private Individual	
285	Dec - 20	Jan - 19	28,602.08	17,911.07	0.00	0.00	17,911.07	62.62%	New	7 Series	Commercial	
286	Dec - 20	Feb - 19	15,957.05	9,561.24	0.00	0.00	9,561.24	59.92%	New	X1 Series	Commercial	
287	Dec - 20	Feb - 19	12,799.57	3,382.35	0.00	963.70	2,418.65	18.90%	Used	X5 Series	Commercial	
288	Dec - 20	Feb - 19	9,330.46	6,346.99	0.00	0.00	6,346.99	68.02%	New	MINI Hatch	Commercial	
289	Dec - 20	Apr - 19	12,422.82	7,824.16	0.00	0.00	7,824.16	62.98%	New	5 Series	Private Individual	
290	Dec - 20	Apr - 19	9,532.58	5,049.31	324.84	974.52	4,074.79	42.75%	New	X1 Series	Private Individual	
291	Dec - 20	Apr - 19	8,827.71	5,877.10	0.00	0.00	5,877.10	66.58%	New	5 Series	Commercial	
292	Dec - 20	Apr - 19	11,650.15	7,337.52	0.00	0.00	7,337.52	62.98%	New	2 Series	Commercial	
293	Dec - 20	May - 19	21,493.73	15,898.20	0.00	0.00	15,898.20	73.97%	New	4 Series	Commercial	
294	Dec - 20	June - 19	9,490.41	6,508.24	0.00	0.00	6,508.24	68.58%	New	MINI Clubman	Commercial	
295	Dec - 20	June - 19	27,771.92	18,144.82	0.00	0.00	18,144.82	65.34%	New	5 Series	Commercial	
296	Dec - 20	June - 19	24,748.80	16,971.97	0.00	0.00	16,971.97	68.58%	New	6 Series	Commercial	
297	Dec - 20	June - 19	17,529.56	11,990.35	0.00	0.00	11,990.35	68.40%	New	3 Series	Commercial	
298	Dec - 20	July - 19	8,732.57	6,619.12	1,141.59	1,141.59	5,477.53	62.73%	New	3 Series	Commercial	
299	Jan - 21	Feb - 18	3,671.53	840.78	0.00	0.00	840.78	22.90%	New	MINI Hatch	Commercial	
300	Jan - 21	May - 18	5,330.00	2,211.07	0.00	0.00	2,211.07	41.48%	New	X4 Series	Commercial	
301	Jan - 21	June - 18	14,078.89	6,279.32	0.00	0.00	6,279.32	44.60%	New	X5 Series	Commercial	
302	Jan - 21	June - 18	6,729.05	3,929.48	0.00	0.00	3,929.48	58.40%	New	1 Series	Private Individual	
303	Jan - 21	July - 18	6,479.67	3,023.08	0.00	0.00	3,023.08	46.65%	New	3 Series	Commercial	
304	Jan - 21	July - 18	3,448.92	1,980.70	0.00	0.00	1,980.70	57.43%	New	1 Series	Private Individual	
305	Jan - 21	July - 18	15,449.30	8,174.56	0.00	0.00	8,174.56	52.91%	New	3 Series	Commercial	
306	Jan - 21	Aug - 18	4,303.73	2,211.79	797.89	797.89	1,413.90	32.85%	New	MINI Clubman	Commercial	
307	Jan - 21	Oct - 18	6,984.87	2,912.24	0.00	0.00	2,912.24	41.69%	New	X1 Series	Commercial	
308	Jan - 21	Nov - 18	11,872.35	4,463.83	0.00	0.00	4,463.83	37.60%	New	5 Series	Commercial	
309	Jan - 21	Nov - 18	16,650.75	11,827.02	0.00	0.00	11,827.02	71.03%	New	5 Series	Commercial	
310	Jan - 21	Nov - 18	40,872.02	32,397.79	0.00	0.00	32,397.79	79.27%	New	X5 Series	Commercial	

# Compartment German Auto Leases 5

## Monthly Investor Report



Rolls-Royce  
Motor Cars Limited

Reporting Date	Mar 11, 2021
Payment Date	Mar 22, 2021
Period No	18
Monthly Period	Feb, 2021
Interest Period from	Feb 22, 2021 to Mar 22, 2021 = 28 days

### 8a. Defaulted Amount & Recovery Amount - Lease Level Data\*

	Month / Year of Default	Month / Year of Lease Origination	Discounted Lease Balance (Initial)	Discounted Lease Balance at Default **	Recovery (Current Period)	Recovery Total	Discounted Lease Balance End of Period	Net Loss in %	Vehicle Type (New / Used)	Vehicle Class	Customer Type	Out of Deal (Month / Year)
311	Jan - 21	Dec - 18	11,254.86	6,074.54	0.00	0.00	6,074.54	53.97%	New	MINI Hatch	Commercial	
312	Jan - 21	Jan - 19	20,939.51	14,541.01	0.00	0.00	14,541.01	69.44%	New	X6 Series	Private Individual	
313	Jan - 21	Feb - 19	7,476.59	4,222.83	0.00	0.00	4,222.83	56.48%	New	MINI Hatch	Commercial	
314	Jan - 21	Feb - 19	20,933.35	12,799.97	0.00	0.00	12,799.97	61.15%	New	5 Series	Commercial	
315	Jan - 21	Mar - 19	9,799.26	6,065.43	0.00	0.00	6,065.43	61.90%	New	X1 Series	Commercial	
316	Jan - 21	Apr - 19	8,631.65	4,500.38	0.00	0.00	4,500.38	52.14%	New	X4 Series	Private Individual	
317	Jan - 21	Apr - 19	9,191.26	4,571.04	0.00	0.00	4,571.04	49.73%	New	1 Series	Commercial	
318	Jan - 21	May - 19	17,466.18	12,882.55	0.00	0.00	12,882.55	73.76%	New	5 Series	Private Individual	
319	Jan - 21	May - 19	9,093.92	5,588.91	0.00	0.00	5,588.91	61.46%	New	X1 Series	Commercial	
320	Jan - 21	May - 19	16,940.05	11,531.09	0.00	0.00	11,531.09	68.07%	New	5 Series	Commercial	
321	Jan - 21	June - 19	8,041.49	3,177.68	0.00	0.00	3,177.68	39.52%	New	1 Series	Commercial	
322	Jan - 21	June - 19	33,793.89	26,515.10	0.00	0.00	26,515.10	78.46%	New	7 Series	Commercial	
323	Jan - 21	June - 19	24,206.15	14,401.12	0.00	0.00	14,401.12	59.49%	New	X6 Series	Commercial	
324	Feb - 21	Oct - 18	5,592.71	3,216.31	0.00	0.00	3,216.31	57.51%	New	2 Series	Commercial	
325	Feb - 21	Nov - 18	15,310.53	8,054.84	0.00	0.00	8,054.84	52.61%	New	5 Series	Commercial	
326	Feb - 21	Jan - 19	6,319.24	3,993.27	0.00	0.00	3,993.27	63.19%	New	X1 Series	Commercial	
327	Feb - 21	Feb - 19	13,842.05	7,960.41	0.00	0.00	7,960.41	57.51%	New	4 Series	Commercial	
328	Feb - 21	Feb - 19	21,958.90	14,171.54	0.00	0.00	14,171.54	64.54%	New	X5 Series	Commercial	
329	Feb - 21	Feb - 19	31,730.65	21,692.45	0.00	0.00	21,692.45	68.36%	New	5 Series	Commercial	
330	Feb - 21	Mar - 19	23,536.73	11,872.24	0.00	0.00	11,872.24	50.44%	New	7 Series	Commercial	
331	Feb - 21	Mar - 19	9,659.18	4,477.10	0.00	0.00	4,477.10	46.35%	New	3 Series	Commercial	
332	Feb - 21	Apr - 19	3,800.50	2,670.81	0.00	0.00	2,670.81	70.28%	New	X6 Series	Commercial	

\*Applicable only if leases have defaulted. Does not include defaulted amounts less than 10 EUR.

\*\*This amount mostly includes proceeds from vehicle sale.

# Compartment German Auto Leases 5

## Monthly Investor Report



Rolls-Royce  
Motor Cars Limited

Reporting Date	Mar 11, 2021
Payment Date	Mar 22, 2021
Period No	18
Monthly Period	Feb, 2021
Interest Period from	Feb 22, 2021 to Mar 22, 2021 = 28 days

### 8b. Defaulted Amount & Recovery Amount - Lease Level Data\* (Out of Deal)

	Month / Year of Default	Month / Year of Lease Origination	Discounted Lease Balance (Initial)	Discounted Lease Balance at Default **	Recovery (Current Period)	Recovery Total	Discounted Lease Balance End of Period	Net Loss in %	Vehicle Type (New / Used)	Vehicle Class	Customer Type	Out of Deal (Month / Year)
1	Dec - 19	Nov - 16	796.91	470.61	0.00	0.00	470.61	59.05%	New	3 Series	Commercial	Dec - 19
2	Dec - 19	Nov - 16	1,390.60	278.86	0.00	0.00	278.86	20.05%	New	X6 Series	Commercial	Dec - 19
3	Jan - 20	Dec - 16	1,865.13	609.74	0.00	0.00	609.74	32.69%	New	X3 Series	Commercial	Jan - 20
4	Jan - 20	Dec - 16	431.31	31.25	0.00	0.00	31.25	7.25%	New	MINI Clubman	Private Individual	Jan - 20
5	Jan - 20	Dec - 16	1,519.09	408.79	0.00	0.00	408.79	26.91%	New	4 Series	Commercial	Jan - 20
6	Jan - 20	Dec - 16	738.76	460.24	0.00	0.00	460.24	62.30%	New	3 Series	Commercial	Jan - 20
7	Jan - 20	Dec - 16	751.91	88.82	0.00	0.00	88.82	11.81%	New	1 Series	Private Individual	Jan - 20
8	Jan - 20	Dec - 16	524.95	163.52	0.00	0.00	163.52	31.15%	New	1 Series	Private Individual	Jan - 20
9	Jan - 20	Dec - 16	2,111.69	885.26	0.00	0.00	885.26	41.92%	New	7 Series	Commercial	Jan - 20
10	Jan - 20	Dec - 16	1,371.89	196.82	0.00	0.00	196.82	14.35%	New	3 Series	Private Individual	Jan - 20
11	Jan - 20	Dec - 16	1,076.57	127.18	0.00	0.00	127.18	11.81%	New	3 Series	Commercial	Jan - 20
12	Jan - 20	Dec - 16	921.16	10.19	0.00	0.00	10.19	1.11%	New	5 Series	Commercial	Jan - 20
13	Feb - 20	Jan - 17	1,466.05	717.71	0.00	0.00	717.71	48.96%	New	3 Series	Commercial	Feb - 20
14	Feb - 20	Jan - 17	1,762.14	29.03	0.00	0.00	29.03	1.65%	New	X1 Series	Commercial	Feb - 20
15	Feb - 20	Jan - 17	974.72	250.98	0.00	0.00	250.98	25.75%	New	MINI Hatch	Commercial	Feb - 20
16	Mar - 20	Aug - 16	2,961.62	1,168.27	0.00	0.00	1,168.27	39.45%	New	5 Series	Commercial	Mar - 20
17	Mar - 20	Feb - 17	941.90	397.75	0.00	0.00	397.75	42.23%	New	MINI Hatch	Private Individual	Mar - 20
18	Mar - 20	Feb - 17	1,278.67	271.03	0.00	0.00	271.03	21.20%	New	1 Series	Commercial	Mar - 20
19	Mar - 20	Feb - 17	1,898.74	173.92	0.00	0.00	173.92	9.16%	New	5 Series	Commercial	Mar - 20
20	Mar - 20	Feb - 17	1,613.27	138.76	0.00	0.00	138.76	8.60%	New	1 Series	Commercial	Mar - 20
21	Apr - 20	Mar - 17	2,036.16	11.44	0.00	0.00	11.44	0.56%	New	5 Series	Commercial	Apr - 20
22	Apr - 20	Mar - 17	3,053.02	17.16	0.00	0.00	17.16	0.56%	New	2 Series	Commercial	Apr - 20
23	Apr - 20	Mar - 17	2,148.66	12.08	0.00	0.00	12.08	0.56%	New	3 Series	Commercial	Apr - 20
24	Apr - 20	Mar - 17	2,287.95	742.83	0.00	0.00	742.83	32.47%	New	X1 Series	Commercial	Apr - 20
25	Apr - 20	Mar - 17	4,124.86	23.18	0.00	0.00	23.18	0.56%	New	X3 Series	Commercial	Apr - 20
26	Apr - 20	Mar - 17	2,781.04	15.63	0.00	0.00	15.63	0.56%	Used	4 Series	Private Individual	Apr - 20
27	Apr - 20	Mar - 17	3,877.32	21.79	0.00	0.00	21.79	0.56%	New	X1 Series	Commercial	Apr - 20
28	Apr - 20	Mar - 17	2,435.29	13.69	0.00	0.00	13.69	0.56%	New	MINI Clubman	Private Individual	Apr - 20
29	Apr - 20	Mar - 17	2,760.82	15.52	0.00	0.00	15.52	0.56%	New	3 Series	Commercial	Apr - 20
30	Apr - 20	Mar - 17	2,067.47	11.62	0.00	0.00	11.62	0.56%	New	2 Series	Private Individual	Apr - 20
31	Apr - 20	Mar - 17	2,880.32	16.19	0.00	0.00	16.19	0.56%	New	X3 Series	Commercial	Apr - 20



# Compartment German Auto Leases 5

## Monthly Investor Report



Rolls-Royce  
Motor Cars Limited

Reporting Date	Mar 11, 2021
Payment Date	Mar 22, 2021
Period No	18
Monthly Period	Feb, 2021
Interest Period from	Feb 22, 2021 to Mar 22, 2021 = 28 days

### 8b. Defaulted Amount & Recovery Amount - Lease Level Data\* (Out of Deal)

	Month / Year of Default	Month / Year of Lease Origination	Discounted Lease Balance (Initial)	Discounted Lease Balance at Default **	Recovery (Current Period)	Recovery Total	Discounted Lease Balance End of Period	Net Loss in %	Vehicle Type (New / Used)	Vehicle Class	Customer Type	Out of Deal (Month / Year)
32	Apr - 20	Mar - 17	2,103.12	11.82	0.00	0.00	11.82	0.56%	New	5 Series	Commercial	Apr - 20
33	Apr - 20	Mar - 17	2,668.78	15.00	0.00	0.00	15.00	0.56%	New	X1 Series	Commercial	Apr - 20
34	Apr - 20	Mar - 17	2,468.80	13.88	0.00	0.00	13.88	0.56%	New	1 Series	Commercial	Apr - 20
35	Apr - 20	Mar - 17	2,975.45	16.72	0.00	0.00	16.72	0.56%	New	5 Series	Commercial	Apr - 20
36	Apr - 20	Mar - 17	2,962.88	16.65	0.00	0.00	16.65	0.56%	New	MINI Clubman	Commercial	Apr - 20
37	Apr - 20	Mar - 17	2,050.09	129.29	0.00	0.00	129.29	6.31%	New	1 Series	Private Individual	Apr - 20
38	Apr - 20	Mar - 17	2,017.64	1,086.60	0.00	0.00	1,086.60	53.85%	New	3 Series	Commercial	Apr - 20
39	Apr - 20	Mar - 17	3,007.17	113.55	0.00	0.00	113.55	3.78%	New	X1 Series	Commercial	Apr - 20
40	Apr - 20	Mar - 17	4,072.73	316.19	0.00	0.00	316.19	7.76%	New	5 Series	Commercial	Apr - 20
41	Apr - 20	Mar - 17	6,244.38	454.76	0.00	0.00	454.76	7.28%	New	X5 Series	Commercial	Apr - 20
42	Apr - 20	Mar - 17	2,885.20	449.48	0.00	0.00	449.48	15.58%	New	1 Series	Commercial	Apr - 20
43	Apr - 20	Mar - 18	4,911.32	27.60	0.00	0.00	27.60	0.56%	Used	X5 Series	Commercial	Apr - 20
44	Apr - 20	May - 18	1,086.81	216.93	0.00	0.00	216.93	19.96%	New	1 Series	Private Individual	Apr - 20
45	May - 20	Mar - 17	1,748.81	80.81	0.00	0.00	80.81	4.62%	New	MINI Clubman	Private Individual	May - 20
46	May - 20	Apr - 17	2,808.49	406.58	0.00	0.00	406.58	14.48%	New	MINI Hatch	Commercial	May - 20
47	May - 20	Apr - 17	2,596.99	731.34	0.00	0.00	731.34	28.16%	Used	7 Series	Private Individual	May - 20
48	May - 20	Apr - 17	3,130.65	29.83	0.00	0.00	29.83	0.95%	New	X1 Series	Commercial	May - 20
49	May - 20	Apr - 17	2,019.94	47.46	0.00	0.00	47.46	2.35%	New	3 Series	Commercial	May - 20
50	May - 20	May - 17	1,615.54	457.02	0.00	0.00	457.02	28.29%	New	2 Series	Commercial	May - 20
51	May - 20	May - 17	1,725.09	491.84	0.00	0.00	491.84	28.51%	New	1 Series	Private Individual	May - 20
52	May - 20	May - 17	18,598.59	6,096.73	0.00	0.00	6,096.73	32.78%	New	7 Series	Commercial	May - 20
53	May - 20	Nov - 17	9,760.23	4,114.65	0.00	0.00	4,114.65	42.16%	New	X5 Series	Commercial	May - 20
54	May - 20	Apr - 18	7,494.79	2,264.43	0.00	0.00	2,264.43	30.21%	New	5 Series	Commercial	May - 20
55	May - 20	Apr - 18	1,259.72	597.69	0.00	0.00	597.69	47.45%	New	MINI Clubman	Private Individual	May - 20
56	June - 20	Apr - 17	4,647.61	604.64	0.00	0.00	604.64	13.01%	New	5 Series	Commercial	June - 20
57	June - 20	May - 17	7,241.87	80.66	0.00	0.00	80.66	1.11%	New	5 Series	Private Individual	June - 20
58	June - 20	May - 17	5,652.49	1,585.51	0.00	0.00	1,585.51	28.05%	New	X5 Series	Commercial	June - 20
59	June - 20	May - 17	4,245.11	17.31	0.00	0.00	17.31	0.41%	New	i3 Series	Commercial	June - 20
60	June - 20	June - 17	8,203.55	657.00	0.00	0.00	657.00	8.01%	New	X5 Series	Commercial	June - 20
61	June - 20	May - 18	3,721.76	386.06	0.00	0.00	386.06	10.37%	New	X1 Series	Commercial	June - 20
62	July - 20	May - 17	4,754.34	940.99	0.00	0.00	940.99	19.79%	Used	5 Series	Commercial	July - 20



# Compartment German Auto Leases 5

## Monthly Investor Report



Rolls-Royce  
Motor Cars Limited

Reporting Date	Mar 11, 2021
Payment Date	Mar 22, 2021
Period No	18
Monthly Period	Feb, 2021
Interest Period from	Feb 22, 2021 to Mar 22, 2021 = 28 days

### 8b. Defaulted Amount & Recovery Amount - Lease Level Data\* (Out of Deal)

	Month / Year of Default	Month / Year of Lease Origination	Discounted Lease Balance (Initial)	Discounted Lease Balance at Default **	Recovery (Current Period)	Recovery Total	Discounted Lease Balance End of Period	Net Loss in %	Vehicle Type (New / Used)	Vehicle Class	Customer Type	Out of Deal (Month / Year)
63	July - 20	May - 17	1,451.61	440.43	0.00	0.00	440.43	30.34%	New	MINI Hatch	Commercial	July - 20
64	July - 20	May - 17	1,930.10	170.99	0.00	0.00	170.99	8.86%	New	1 Series	Commercial	July - 20
65	July - 20	May - 17	8,185.48	725.15	0.00	0.00	725.15	8.86%	Used	7 Series	Commercial	July - 20
66	July - 20	May - 17	5,125.15	28.15	0.00	0.00	28.15	0.55%	New	X1 Series	Commercial	July - 20
67	July - 20	June - 17	3,409.40	747.64	0.00	0.00	747.64	21.93%	New	2 Series	Commercial	July - 20
68	July - 20	June - 17	6,334.65	162.29	0.00	0.00	162.29	2.56%	New	X6 Series	Commercial	July - 20
69	July - 20	June - 17	4,175.65	565.45	0.00	0.00	565.45	13.54%	New	X1 Series	Commercial	July - 20
70	July - 20	June - 17	1,331.49	449.76	0.00	0.00	449.76	33.78%	New	1 Series	Private Individual	July - 20
71	July - 20	June - 17	2,919.01	11.23	0.00	0.00	11.23	0.38%	New	1 Series	Commercial	July - 20
72	July - 20	June - 17	2,418.51	365.27	0.00	0.00	365.27	15.10%	New	MINI Clubman	Commercial	July - 20
73	July - 20	June - 17	2,623.24	535.51	0.00	0.00	535.51	20.41%	New	X1 Series	Private Individual	July - 20
74	July - 20	June - 17	5,382.99	3,022.16	0.00	0.00	3,022.16	56.14%	New	2 Series	Commercial	July - 20
75	July - 20	July - 17	5,477.19	11.51	0.00	0.00	11.51	0.21%	New	MINI Hatch	Commercial	July - 20
76	July - 20	Dec - 17	9,872.19	41.44	0.00	0.00	41.44	0.42%	New	X4 Series	Commercial	July - 20
77	July - 20	Dec - 18	3,185.25	48.51	0.00	0.00	48.51	1.52%	New	i3 Series	Private Individual	July - 20
78	July - 20	Dec - 18	1,498.33	21.62	0.00	0.00	21.62	1.44%	New	i3 Series	Private Individual	July - 20
79	Aug - 20	July - 15	5,702.78	590.48	0.00	0.00	590.48	10.35%	Used	4 Series	Commercial	Aug - 20
80	Aug - 20	June - 17	6,733.53	1,138.43	0.00	0.00	1,138.43	16.91%	New	4 Series	Commercial	Aug - 20
81	Aug - 20	June - 17	6,890.10	1,910.70	0.00	0.00	1,910.70	27.73%	New	X5 Series	Commercial	Aug - 20
82	Aug - 20	July - 17	2,579.53	986.98	0.00	0.00	986.98	38.26%	New	2 Series	Commercial	Aug - 20
83	Aug - 20	July - 17	3,393.10	1,008.74	0.00	0.00	1,008.74	29.73%	New	2 Series	Commercial	Aug - 20
84	Aug - 20	July - 17	2,299.16	415.43	0.00	0.00	415.43	18.07%	New	1 Series	Commercial	Aug - 20
85	Aug - 20	July - 17	12,264.25	1,058.23	0.00	0.00	1,058.23	8.63%	New	X5 Series	Commercial	Aug - 20
86	Aug - 20	July - 17	2,316.36	716.34	0.00	0.00	716.34	30.93%	New	1 Series	Commercial	Aug - 20
87	Aug - 20	July - 17	2,309.89	227.39	0.00	0.00	227.39	9.84%	New	3 Series	Commercial	Aug - 20
88	Aug - 20	July - 17	1,617.61	163.14	0.00	0.00	163.14	10.09%	New	MINI Clubman	Commercial	Aug - 20
89	Aug - 20	July - 17	4,867.35	464.16	0.00	0.00	464.16	9.54%	New	3 Series	Commercial	Aug - 20
90	Aug - 20	July - 17	4,355.64	18.80	0.00	0.00	18.80	0.43%	New	MINI Hatch	Private Individual	Aug - 20
91	Aug - 20	July - 17	7,931.54	259.85	0.00	0.00	259.85	3.28%	New	5 Series	Commercial	Aug - 20
92	Aug - 20	July - 17	6,525.84	87.18	0.00	0.00	87.18	1.34%	New	X3 Series	Commercial	Aug - 20
93	Aug - 20	July - 17	4,888.05	2,100.60	0.00	0.00	2,100.60	42.97%	New	3 Series	Commercial	Aug - 20

# Compartment German Auto Leases 5

## Monthly Investor Report



Rolls-Royce  
Motor Cars Limited

Reporting Date	Mar 11, 2021
Payment Date	Mar 22, 2021
Period No	18
Monthly Period	Feb, 2021
Interest Period from	Feb 22, 2021 to Mar 22, 2021 = 28 days

### 8b. Defaulted Amount & Recovery Amount - Lease Level Data\* (Out of Deal)

	Month / Year of Default	Month / Year of Lease Origination	Discounted Lease Balance (Initial)	Discounted Lease Balance at Default **	Recovery (Current Period)	Recovery Total	Discounted Lease Balance End of Period	Net Loss in %	Vehicle Type (New / Used)	Vehicle Class	Customer Type	Out of Deal (Month / Year)
94	Aug - 20	July - 17	3,856.32	758.18	0.00	0.00	758.18	19.66%	New	4 Series	Commercial	Aug - 20
95	Aug - 20	July - 18	4,835.37	432.47	0.00	0.00	432.47	8.94%	New	3 Series	Commercial	Aug - 20
96	Aug - 20	July - 18	4,835.37	432.47	0.00	0.00	432.47	8.94%	New	3 Series	Commercial	Aug - 20
97	Aug - 20	July - 18	4,394.28	452.17	0.00	0.00	452.17	10.29%	Used	5 Series	Commercial	Aug - 20
98	Aug - 20	July - 18	2,487.42	491.36	0.00	0.00	491.36	19.75%	New	3 Series	Commercial	Aug - 20
99	Aug - 20	July - 18	2,487.42	491.36	0.00	0.00	491.36	19.75%	New	3 Series	Commercial	Aug - 20
100	Aug - 20	July - 18	4,535.89	1,359.47	0.00	0.00	1,359.47	29.97%	New	3 Series	Commercial	Aug - 20
101	Aug - 20	Aug - 18	9,501.74	3,258.63	0.00	0.00	3,258.63	34.30%	New	7 Series	Commercial	Aug - 20
102	Sept - 20	Aug - 17	4,175.94	350.51	0.00	0.00	350.51	8.39%	New	MINI Hatch	Private Individual	Sept - 20
103	Sept - 20	Aug - 17	8,650.51	4,809.73	0.00	0.00	4,809.73	55.60%	Used	X5 Series	Commercial	Sept - 20
104	Sept - 20	Aug - 17	7,440.48	59.94	0.00	0.00	59.94	0.81%	New	4 Series	Commercial	Sept - 20
105	Sept - 20	Aug - 17	5,014.16	465.00	0.00	0.00	465.00	9.27%	New	X1 Series	Commercial	Sept - 20
106	Sept - 20	Feb - 19	1,150.85	31.62	0.00	0.00	31.62	2.75%	New	i3 Series	Commercial	Sept - 20
107	Oct - 20	Sept - 17	5,071.73	1,692.50	0.00	0.00	1,692.50	33.37%	New	3 Series	Private Individual	Oct - 20
108	Oct - 20	Sept - 17	1,627.97	417.00	0.00	0.00	417.00	25.61%	New	MINI Clubman	Commercial	Oct - 20
109	Oct - 20	Sept - 17	5,371.70	44.18	0.00	0.00	44.18	0.82%	New	1 Series	Commercial	Oct - 20
110	Oct - 20	Sept - 17	4,344.46	737.40	0.00	0.00	737.40	16.97%	New	1 Series	Commercial	Oct - 20
111	Oct - 20	Sept - 17	1,023.45	141.08	0.00	0.00	141.08	13.78%	New	2 Series	Commercial	Oct - 20
112	Oct - 20	Sept - 17	5,989.11	1,113.96	0.00	0.00	1,113.96	18.60%	New	X1 Series	Commercial	Oct - 20
113	Oct - 20	Sept - 17	8,214.22	1,394.23	0.00	0.00	1,394.23	16.97%	New	5 Series	Commercial	Oct - 20
114	Oct - 20	Sept - 17	3,367.84	56.24	0.00	0.00	56.24	1.67%	New	X1 Series	Private Individual	Oct - 20
115	Oct - 20	Sept - 17	7,076.10	10.42	0.00	0.00	10.42	0.15%	New	3 Series	Commercial	Oct - 20
116	Oct - 20	Sept - 17	4,932.60	418.61	0.00	0.00	418.61	8.49%	New	3 Series	Commercial	Oct - 20
117	Oct - 20	Oct - 17	5,539.03	196.75	0.00	0.00	196.75	3.55%	New	5 Series	Commercial	Oct - 20
118	Oct - 20	Dec - 17	2,522.39	89.60	0.00	0.00	89.60	3.55%	New	4 Series	Private Individual	Oct - 20
119	Oct - 20	Sept - 18	3,797.87	314.00	0.00	0.00	314.00	8.27%	New	X2 Series	Commercial	Oct - 20
120	Nov - 20	Oct - 16	3,773.25	918.52	0.00	0.00	918.52	24.34%	New	MINI Countryman	Private Individual	Nov - 20
121	Nov - 20	Sept - 17	3,455.79	194.21	0.00	0.00	194.21	5.62%	New	MINI Hatch	Commercial	Nov - 20
122	Nov - 20	Sept - 17	6,709.75	11.04	0.00	0.00	11.04	0.16%	New	5 Series	Commercial	Nov - 20
123	Nov - 20	Sept - 17	7,753.76	553.58	0.00	0.00	553.58	7.14%	New	X6 Series	Commercial	Nov - 20
124	Nov - 20	Oct - 17	1,790.90	11.78	0.00	0.00	11.78	0.66%	New	MINI Clubman	Commercial	Nov - 20

# Compartment German Auto Leases 5

## Monthly Investor Report



Rolls-Royce  
Motor Cars Limited

Reporting Date	Mar 11, 2021
Payment Date	Mar 22, 2021
Period No	18
Monthly Period	Feb, 2021
Interest Period from	Feb 22, 2021 to Mar 22, 2021 = 28 days

### 8b. Defaulted Amount & Recovery Amount - Lease Level Data\* (Out of Deal)

	Month / Year of Default	Month / Year of Lease Origination	Discounted Lease Balance (Initial)	Discounted Lease Balance at Default **	Recovery (Current Period)	Recovery Total	Discounted Lease Balance End of Period	Net Loss in %	Vehicle Type (New / Used)	Vehicle Class	Customer Type	Out of Deal (Month / Year)
125	Nov - 20	Oct - 17	4,004.68	127.40	0.00	0.00	127.40	3.18%	New	4 Series	Private Individual	Nov - 20
126	Nov - 20	Oct - 17	11,074.23	596.23	0.00	0.00	596.23	5.38%	New	X5 Series	Commercial	Nov - 20
127	Nov - 20	Oct - 17	4,366.89	983.23	0.00	0.00	983.23	22.52%	New	3 Series	Commercial	Nov - 20
128	Nov - 20	Oct - 17	8,549.36	66.81	0.00	0.00	66.81	0.78%	New	4 Series	Commercial	Nov - 20
129	Nov - 20	Oct - 17	13,257.74	1,030.87	0.00	0.00	1,030.87	7.78%	New	5 Series	Commercial	Nov - 20
130	Nov - 20	Oct - 17	6,898.31	11.80	0.00	0.00	11.80	0.17%	New	3 Series	Commercial	Nov - 20
131	Nov - 20	Oct - 17	3,459.53	807.00	0.00	0.00	807.00	23.33%	New	1 Series	Private Individual	Nov - 20
132	Nov - 20	Oct - 17	1,987.15	529.71	0.00	0.00	529.71	26.66%	New	MINI Clubman	Private Individual	Nov - 20
133	Nov - 20	Oct - 17	1,821.07	160.35	0.00	0.00	160.35	8.81%	New	MINI Hatch	Commercial	Nov - 20
134	Nov - 20	Nov - 17	4,151.60	1,106.70	0.00	0.00	1,106.70	26.66%	New	X1 Series	Private Individual	Nov - 20
135	Nov - 20	Oct - 18	6,079.08	1,925.55	0.00	0.00	1,925.55	31.68%	New	X1 Series	Commercial	Nov - 20
136	Dec - 20	May - 16	5,287.50	1,153.53	0.00	0.00	1,153.53	21.82%	New	MINI Hatch	Private Individual	Dec - 20
137	Dec - 20	Nov - 16	6,762.30	1,303.68	0.00	0.00	1,303.68	19.28%	New	i3 Series	Commercial	Dec - 20
138	Dec - 20	Oct - 17	6,479.97	277.29	0.00	0.00	277.29	4.28%	New	X6 Series	Commercial	Dec - 20
139	Dec - 20	Oct - 17	6,511.84	51.88	0.00	0.00	51.88	0.80%	New	3 Series	Commercial	Dec - 20
140	Dec - 20	Nov - 17	4,083.75	299.74	0.00	0.00	299.74	7.34%	New	5 Series	Private Individual	Dec - 20
141	Dec - 20	Nov - 17	2,950.51	14.25	0.00	0.00	14.25	0.48%	New	1 Series	Commercial	Dec - 20
142	Dec - 20	Nov - 17	3,105.69	427.09	0.00	0.00	427.09	13.75%	New	2 Series	Commercial	Dec - 20
143	Dec - 20	Nov - 17	3,599.23	310.72	0.00	0.00	310.72	8.63%	New	MINI Hatch	Commercial	Dec - 20
144	Dec - 20	Nov - 17	3,812.59	210.62	0.00	0.00	210.62	5.52%	New	1 Series	Private Individual	Dec - 20
145	Dec - 20	Nov - 17	22,927.95	6,653.20	0.00	0.00	6,653.20	29.02%	New	X5 Series	Commercial	Dec - 20
146	Jan - 21	Dec - 16	20,455.83	2,462.00	0.00	0.00	2,462.00	12.04%	New	3 Series	Commercial	Jan - 21
147	Jan - 21	Nov - 17	7,998.15	3,729.19	0.00	0.00	3,729.19	46.63%	Used	3 Series	Commercial	Jan - 21
148	Jan - 21	Nov - 17	11,026.54	606.99	0.00	0.00	606.99	5.50%	New	5 Series	Commercial	Jan - 21
149	Jan - 21	Dec - 17	2,177.39	157.07	0.00	0.00	157.07	7.21%	New	2 Series	Commercial	Jan - 21
150	Jan - 21	Dec - 17	2,701.90	364.56	0.00	0.00	364.56	13.49%	New	MINI Hatch	Commercial	Jan - 21
151	Jan - 21	Dec - 17	7,439.34	50.43	0.00	0.00	50.43	0.68%	New	5 Series	Commercial	Jan - 21
152	Jan - 21	Dec - 17	7,591.79	3,033.19	0.00	0.00	3,033.19	39.95%	New	5 Series	Commercial	Jan - 21
153	Jan - 21	Dec - 17	7,886.84	639.60	0.00	0.00	639.60	8.11%	New	3 Series	Commercial	Jan - 21
154	Jan - 21	Dec - 17	2,468.07	681.76	0.00	0.00	681.76	27.62%	New	1 Series	Private Individual	Jan - 21
155	Jan - 21	Dec - 17	3,571.81	49.17	0.00	0.00	49.17	1.38%	New	1 Series	Commercial	Jan - 21

# Compartment German Auto Leases 5

## Monthly Investor Report



Rolls-Royce  
Motor Cars Limited

Reporting Date	Mar 11, 2021
Payment Date	Mar 22, 2021
Period No	18
Monthly Period	Feb, 2021
Interest Period from	Feb 22, 2021 to Mar 22, 2021 = 28 days

### 8b. Defaulted Amount & Recovery Amount - Lease Level Data\* (Out of Deal)

	Month / Year of Default	Month / Year of Lease Origination	Discounted Lease Balance (Initial)	Discounted Lease Balance at Default **	Recovery (Current Period)	Recovery Total	Discounted Lease Balance End of Period	Net Loss in %	Vehicle Type (New / Used)	Vehicle Class	Customer Type	Out of Deal (Month / Year)
156	Jan - 21	Dec - 17	3,936.47	841.43	0.00	0.00	841.43	21.38%	New	X1 Series	Private Individual	Jan - 21
157	Jan - 21	Dec - 17	7,558.47	68.17	0.00	0.00	68.17	0.90%	New	X3 Series	Private Individual	Jan - 21
158	Jan - 21	Dec - 17	5,908.99	66.70	0.00	0.00	66.70	1.13%	New	5 Series	Private Individual	Jan - 21
159	Jan - 21	Dec - 17	8,715.24	36.92	0.00	0.00	36.92	0.42%	New	5 Series	Commercial	Jan - 21
160	Jan - 21	Dec - 17	8,886.48	190.18	0.00	0.00	190.18	2.14%	New	3 Series	Commercial	Jan - 21
161	Jan - 21	Dec - 17	14,154.25	17.59	0.00	0.00	17.59	0.12%	New	4 Series	Commercial	Jan - 21
162	Jan - 21	Dec - 17	2,941.34	280.72	0.00	0.00	280.72	9.54%	New	MINI Clubman	Private Individual	Jan - 21
163	Jan - 21	Dec - 17	7,282.98	20.80	0.00	0.00	20.80	0.29%	New	MINI Hatch	Commercial	Jan - 21
164	Jan - 21	Dec - 17	6,606.91	1,516.81	0.00	0.00	1,516.81	22.96%	New	5 Series	Commercial	Jan - 21
165	Jan - 21	Jan - 18	4,232.99	401.05	0.00	0.00	401.05	9.47%	New	1 Series	Commercial	Jan - 21
166	Jan - 21	Jan - 18	8,637.16	77.01	0.00	0.00	77.01	0.89%	New	X6 Series	Commercial	Jan - 21
167	Jan - 21	Dec - 18	1,203.48	58.62	0.00	0.00	58.62	4.87%	New	1 Series	Private Individual	Jan - 21
168	Jan - 21	Dec - 18	4,311.67	630.59	0.00	0.00	630.59	14.63%	New	MINI Hatch	Commercial	Jan - 21
169	Jan - 21	Apr - 19	10,812.28	2,236.61	0.00	0.00	2,236.61	20.69%	New	7 Series	Commercial	Jan - 21
170	Feb - 21	Dec - 17	3,247.70	35.05	0.00	0.00	35.05	1.08%	New	MINI Clubman	Private Individual	Feb - 21
171	Feb - 21	Dec - 17	1,845.36	80.46	0.00	0.00	80.46	4.36%	New	X1 Series	Commercial	Feb - 21
172	Feb - 21	Dec - 17	4,323.45	941.89	0.00	0.00	941.89	21.79%	New	7 Series	Commercial	Feb - 21
173	Feb - 21	Dec - 17	4,494.17	473.81	0.00	0.00	473.81	10.54%	New	2 Series	Commercial	Feb - 21
174	Feb - 21	Jan - 18	17,690.64	57.77	0.00	0.00	57.77	0.33%	New	5 Series	Commercial	Feb - 21
175	Feb - 21	Jan - 18	7,579.33	498.38	0.00	0.00	498.38	6.58%	New	3 Series	Commercial	Feb - 21
176	Feb - 21	Jan - 18	11,549.33	739.46	0.00	0.00	739.46	6.40%	New	5 Series	Commercial	Feb - 21
177	Feb - 21	Jan - 18	5,395.81	11.04	0.00	0.00	11.04	0.20%	New	X3 Series	Commercial	Feb - 21
178	Feb - 21	Jan - 18	2,537.94	100.01	0.00	0.00	100.01	3.94%	New	1 Series	Commercial	Feb - 21
179	Feb - 21	Jan - 18	3,248.15	19.10	0.00	0.00	19.10	0.59%	New	1 Series	Private Individual	Feb - 21
180	Feb - 21	Jan - 18	4,679.38	98.48	0.00	0.00	98.48	2.10%	New	4 Series	Commercial	Feb - 21
181	Feb - 21	Jan - 18	2,540.99	162.69	0.00	0.00	162.69	6.40%	New	1 Series	Commercial	Feb - 21
182	Feb - 21	Jan - 18	2,509.82	114.67	0.00	0.00	114.67	4.57%	New	1 Series	Private Individual	Feb - 21
183	Feb - 21	Jan - 18	18,710.48	34.94	0.00	0.00	34.94	0.19%	New	5 Series	Commercial	Feb - 21
184	Feb - 21	Jan - 19	3,248.00	188.44	0.00	0.00	188.44	5.80%	New	5 Series	Commercial	Feb - 21
185	Feb - 21	Jan - 19	4,011.39	108.52	0.00	0.00	108.52	2.71%	New	i3 Series	Commercial	Feb - 21
186	Feb - 21	Jan - 19	8,261.04	1,564.68	0.00	0.00	1,564.68	18.94%	New	i3 Series	Commercial	Feb - 21

# Compartment German Auto Leases 5

## Monthly Investor Report

**BMW  
GROUP**



Rolls-Royce  
Motor Cars Limited

Reporting Date	Mar 11, 2021
Payment Date	Mar 22, 2021
Period No	18
Monthly Period	Feb, 2021
Interest Period from	Feb 22, 2021 to Mar 22, 2021 = 28 days

\*Applicable only if leases have defaulted. Does not include defaulted amounts less than 10 EUR.

\*\*This amount mostly includes proceeds from vehicle sale.



Reporting Date	Mar 11, 2021
Payment Date	Mar 22, 2021
Period No	18
Monthly Period	Feb, 2021
Interest Period from	Feb 22, 2021 to Mar 22, 2021 = 28 days

**9. Outstanding Notes Balance**

1. Note balance	All Notes	Class A	Class B	
<b>Initial note information</b>				
ISIN code		XS2009039863	XS2009040283	
Currency		EUR	EUR	
Legal final maturity		Sept 2026	Sept 2026	
Rating (Fitch / Moody's / S&P/ DBRS)		AAA / Aaa / N/A / N/A	N/A / N/A / N/A / N/A	
Initial notes aggregate principal outstanding balance	991,800,000.00	900,000,000.00	91,800,000.00	
Nominal amount per note in EUR		100,000.00	100,000.00	
Initial number of notes per class in EUR		9,000	918	
<b>Current Note Information</b>				
Notes aggregate principal outstanding balance in EUR - BoP	307,947,277.31	216,147,277.31	91,800,000.00	
Available distribution amount in EUR	36,383,847.94			
Redemption per class in EUR		31,274,884.42	0.00	
Redemption per note in EUR		3,474.99	0.00	
Notes aggregate principal outstanding balance in EUR - EoP	276,672,392.89	184,872,392.89	91,800,000.00	
Current pool factor		0.21	1.00	
<b>2. Payments to investor per note</b>				
		Class A	Class B	
Interest Type		Floating Rate	Fixed Rate	
Reference Rate		1M_EURIBOR	NONE	
Actual Interest Rate		-0.548%	NONE	
Spread		0.700%	0.00%	
Coupon		0.152%	1.00%	
Day count fraction		Actual/360	Actual/360	
Interest days		28 days	28 days	
Principal outstanding per note in EUR - BoP		24,016.36	100,000.00	
Principal repayment per note in EUR		3,474.99	0.00	
Principal outstanding per note in EUR - EoP		20,541.38	100,000.00	
Interest payment per Note in EUR		2.84	77.78	
<b>3. Credit enhancement</b>				
	Initial Period	Initial CE	Current Period	Current CE
Class A	900,000,000.00	9.76%	184,872,392.89	42.01%
Class B	91,800,000.00	0.50%	91,800,000.00	12.41%
Cash Reserve (+ Overcollateralisation)	5,000,000.00	-	38,497,654.92	-

BMW Bank GmbH complies with the retention requirement of a material net economic interest in accordance with article 6 of the Securitisation Regulation. A minimum of 5.0% of the net economic interest will be retained on an ongoing basis in form of retention of the Class B Notes and Subordinated Loan.

## Compartment German Auto Leases 5

### Monthly Investor Report

**BMW  
GROUP**



Rolls-Royce  
Motor Cars Limited

Reporting Date	Mar 11, 2021
Payment Date	Mar 22, 2021
Period No	18
Monthly Period	Feb, 2021
Interest Period from	Feb 22, 2021 to Mar 22, 2021 = 28 days

### 9. Outstanding Notes Balance (Cont')

#### Clean-Up Call Option

If the aggregate outstanding principal balance has been reduced to less than 10.00% of the aggregate outstanding principal balance at the Issue Date, the seller will have the option under the Receivables Purchase Agreement to acquire all outstanding purchased receivables.

Aggregate outstanding principal balance at end of period

310,170,047.81

Clean-Up option exercisable

No

# Compartment German Auto Leases 5

## Monthly Investor Report



Rolls-Royce  
Motor Cars Limited

Reporting Date	Mar 11, 2021		
Payment Date	Mar 22, 2021		
Period No	18		
Monthly Period	Feb, 2021		
Interest Period from	Feb 22, 2021	to	Mar 22, 2021 = 28 days

### 10. Initial Aggregate Lease Balance

#### Initial Portfolio

Group in EUR	Initial Aggregate Lease Balance in EUR	Initial Aggregate Lease Balance in %	Number of Contracts	Number of Contracts in %
0,00 - 5.000,00	36,058,072.02	2.30%	10,125	8.81%
5.000,01 - 10.000,00	306,777,619.76	19.61%	40,577	35.29%
10.000,01 - 15.000,00	330,338,466.84	21.11%	26,985	23.47%
15.000,01 - 20.000,00	268,921,280.76	17.19%	15,574	13.55%
20.000,01 - 25.000,00	206,765,167.38	13.22%	9,281	8.07%
25.000,01 - 30.000,00	154,999,780.66	9.91%	5,699	4.96%
30.000,01 - 35.000,00	92,834,426.92	5.93%	2,886	2.51%
35.000,01 - 40.000,00	64,789,592.61	4.14%	1,743	1.52%
40.000,01 - 45.000,00	36,564,672.68	2.34%	865	0.75%
45.000,01 - 50.000,00	25,971,020.43	1.66%	549	0.48%
50.000,01 - 55.000,00	15,279,536.94	0.98%	292	0.25%
55.000,01 - 60.000,00	10,346,768.10	0.66%	181	0.16%
> 60.000,00	14,931,749.38	0.95%	218	0.19%
<b>Total</b>	<b>1,564,578,154.48</b>	<b>100.00%</b>	<b>114,975</b>	<b>100.00%</b>

WA: 13,607.99  
 MIN : 56.16  
 MAX: 101,223.00



# Compartment German Auto Leases 5

## Monthly Investor Report



Rolls-Royce  
Motor Cars Limited

Reporting Date	Mar 11, 2021
Payment Date	Mar 22, 2021
Period No	18
Monthly Period	Feb, 2021
Interest Period from	Feb 22, 2021 to Mar 22, 2021 = 28 days

### 10. Initial Aggregate Lease Balance (Cont')

Portfolio as of: Feb 28, 2021

Group in EUR	Initial Aggregate Lease Balance in EUR	Initial Aggregate Lease Balance in %	Number of Contracts	Number of Contracts in %
< 0,00	0.00	0.00%	0	0.00%
0,00 - 5.000,00	24,636,110.67	2.18%	6,895	8.22%
5.000,01 - 10.000,00	229,162,035.62	20.32%	30,218	36.03%
10.000,01 - 15.000,00	247,304,187.05	21.93%	20,230	24.12%
15.000,01 - 20.000,00	196,795,280.98	17.45%	11,407	13.60%
20.000,01 - 25.000,00	148,205,719.24	13.14%	6,656	7.94%
25.000,01 - 30.000,00	108,013,569.00	9.58%	3,975	4.74%
30.000,01 - 35.000,00	62,025,133.60	5.50%	1,928	2.30%
35.000,01 - 40.000,00	41,844,664.34	3.71%	1,126	1.34%
40.000,01 - 45.000,00	24,530,029.38	2.18%	580	0.69%
45.000,01 - 50.000,00	18,476,864.28	1.64%	390	0.47%
50.000,01 - 55.000,00	10,714,695.42	0.95%	205	0.24%
55.000,01 - 60.000,00	7,081,640.52	0.63%	124	0.15%
> 60.000,00	8,819,765.22	0.78%	130	0.16%
<b>Total</b>	<b>1,127,609,695.32</b>	<b>100.00%</b>	<b>83,864</b>	<b>100.00%</b>

WA: 13,445.69  
 MIN: 56.16  
 MAX: 101,223.00

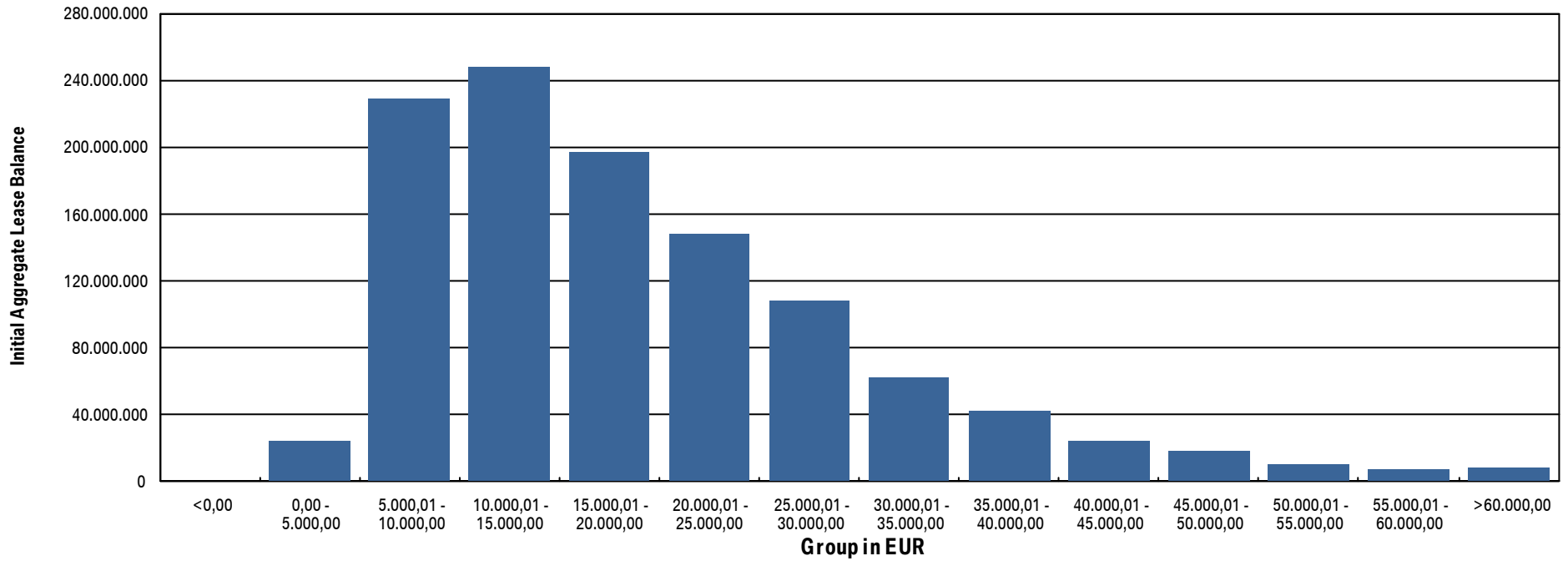


Rolls-Royce  
Motor Cars Limited

Reporting Date	Mar 11, 2021		
Payment Date	Mar 22, 2021		
Period No	18		
Monthly Period	Feb, 2021		
Interest Period from	Feb 22, 2021	to	Mar 22, 2021 = 28 days

**10.a Initial Aggregate Lease Balance (Graph)**

Portfolio as of: Feb 28, 2021





Rolls-Royce  
Motor Cars Limited

Reporting Date	Mar 11, 2021
Payment Date	Mar 22, 2021
Period No	18
Monthly Period	Feb, 2021
Interest Period from	Feb 22, 2021 to Mar 22, 2021 = 28 days

**11. Aggregate Discounted Lease Balance**

**Initial Portfolio**

Group in EUR	Current Aggregate Discounted Lease Balance in EUR	Current Aggregate Discounted Lease Balance in %	Number of Contracts	Number of Contracts in %
0,00 - 5.000,00	117,066,630.40	11.80%	38,636	33.60%
5.000,01 - 10.000,00	300,033,585.66	30.25%	41,669	36.24%
10.000,01 - 15.000,00	227,724,003.50	22.96%	18,674	16.24%
15.000,01 - 20.000,00	149,934,461.94	15.12%	8,728	7.59%
20.000,01 - 25.000,00	83,572,395.20	8.43%	3,769	3.28%
25.000,01 - 30.000,00	44,742,041.04	4.51%	1,648	1.43%
30.000,01 - 35.000,00	28,299,882.94	2.85%	879	0.76%
35.000,01 - 40.000,00	17,955,569.99	1.81%	484	0.42%
40.000,01 - 45.000,00	11,332,182.22	1.14%	269	0.23%
45.000,01 - 50.000,00	6,121,886.54	0.62%	130	0.11%
50.000,01 - 55.000,00	2,306,487.18	0.23%	44	0.04%
55.000,01 - 60.000,00	1,425,688.86	0.14%	25	0.02%
> 60.000,00	1,285,175.33	0.13%	20	0.02%
<b>Total</b>	<b>991,799,990.80</b>	<b>100.00%</b>	<b>114,975</b>	<b>100.00%</b>

WA: 8,626.22  
 MIN : 49.41  
 MAX: 69,053.21



Rolls-Royce  
Motor Cars Limited

Reporting Date	Mar 11, 2021
Payment Date	Mar 22, 2021
Period No	18
Monthly Period	Feb, 2021
Interest Period from	Feb 22, 2021 to Mar 22, 2021 = 28 days

**11. Aggregate Discounted Lease Balance (Cont')**

Portfolio as of : Feb 28, 2021

Group in EUR	Current Aggregate Discounted Lease Balance in EUR	Current Aggregate Discounted Lease Balance in %	Number of Contracts	Number of Contracts in %
0,00 - 5.000,00	139,176,201.97	44.87%	63,534	75.76%
5.000,01 - 10.000,00	107,948,821.12	34.80%	15,778	18.81%
10.000,01 - 15.000,00	39,417,971.34	12.71%	3,313	3.95%
15.000,01 - 20.000,00	14,981,447.33	4.83%	880	1.05%
20.000,01 - 25.000,00	5,599,576.31	1.81%	255	0.30%
25.000,01 - 30.000,00	1,910,904.50	0.62%	71	0.08%
30.000,01 - 35.000,00	669,785.75	0.22%	21	0.03%
35.000,01 - 40.000,00	291,380.23	0.09%	8	0.01%
40.000,01 - 45.000,00	125,676.48	0.04%	3	0.00%
45.000,01 - 50.000,00	48,282.78	0.02%	1	0.00%
50.000,01 - 55.000,00	0.00	0.00%	0	0.00%
55.000,01 - 60.000,00	0.00	0.00%	0	0.00%
> 60.000,00	0.00	0.00%	0	0.00%
<b>Total</b>	<b>310,170,047.81</b>	<b>100.00%</b>	<b>83,864</b>	<b>100.00%</b>

WA: 3,698.49  
 MIN : 0.00  
 MAX: 48,282.78

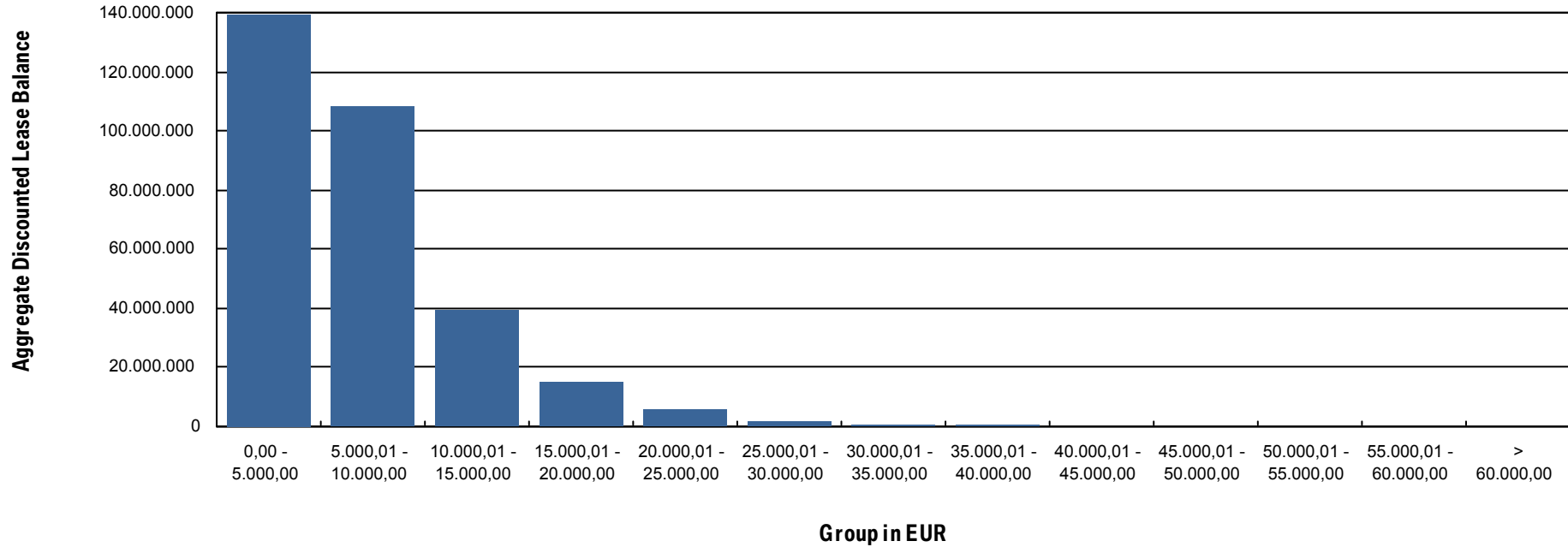


Rolls-Royce  
Motor Cars Limited

Reporting Date	Mar 11, 2021		
Payment Date	Mar 22, 2021		
Period No	18		
Monthly Period	Feb, 2021		
Interest Period from	Feb 22, 2021	to	Mar 22, 2021 = 28 days

**11. a Aggregate Discounted Lease Balance (Graph)**

Portfolio as of: Feb 28, 2021



# Compartment German Auto Leases 5

## Monthly Investor Report



Rolls-Royce  
Motor Cars Limited

Reporting Date	Mar 11, 2021
Payment Date	Mar 22, 2021
Period No	18
Monthly Period	Feb, 2021
Interest Period from	Feb 22, 2021 to Mar 22, 2021 = 28 days

### 12. Lessee Concentration

Portfolio as of: Feb 28, 2021

Lessee	Current Aggregate Discounted Lease Balance in EUR	Current Aggregate Discounted Lease Balance in %	Number of Contracts	Number of Contracts in %
1	117,282.11	0.04%	17	0.02%
2	105,501.43	0.03%	22	0.03%
3	73,804.65	0.02%	11	0.01%
4	70,610.51	0.02%	6	0.01%
5	69,775.98	0.02%	4	0.00%
6	69,684.14	0.02%	3	0.00%
7	66,902.63	0.02%	11	0.01%
8	66,676.94	0.02%	17	0.02%
9	65,158.20	0.02%	11	0.01%
10	64,103.00	0.02%	11	0.01%
11	63,652.71	0.02%	11	0.01%
12	63,595.68	0.02%	21	0.03%
13	62,583.41	0.02%	9	0.01%
14	62,435.15	0.02%	9	0.01%
15	57,608.63	0.02%	4	0.00%
16	57,301.99	0.02%	14	0.02%
17	56,973.12	0.02%	6	0.01%
18	55,725.26	0.02%	3	0.00%
19	55,257.37	0.02%	9	0.01%
20	52,339.52	0.02%	2	0.00%
<b>Total</b>	<b>1,356,972.43</b>	<b>0.44%</b>	<b>201</b>	<b>0.24%</b>

<b>Total Portfolio Balance:</b>	310,170,047.81
---------------------------------	----------------



Rolls-Royce  
Motor Cars Limited

Reporting Date	Mar 11, 2021
Payment Date	Mar 22, 2021
Period No	18
Monthly Period	Feb, 2021
Interest Period from	Feb 22, 2021 to Mar 22, 2021 = 28 days

**13. Geographical Distribution**

**Initial Portfolio**

Group in Region	Current Aggregate Discounted Lease Balance in EUR	Current Aggregate Discounted Lease Balance in %	Number of Contracts	Number of Contracts in %
Post Code Area 0	44,335,274.36	4.47%	4,707	4.09%
Post Code Area 1	49,975,662.61	5.04%	5,452	4.74%
Post Code Area 2	89,521,945.29	9.03%	10,207	8.88%
Post Code Area 3	94,665,728.11	9.54%	11,024	9.59%
Post Code Area 4	117,609,292.26	11.86%	13,547	11.78%
Post Code Area 5	104,429,678.28	10.53%	12,072	10.50%
Post Code Area 6	121,372,250.95	12.24%	14,604	12.70%
Post Code Area 7	129,907,283.26	13.10%	15,875	13.81%
Post Code Area 8	146,475,987.85	14.77%	17,031	14.81%
Post Code Area 9	93,506,887.83	9.43%	10,456	9.09%
<b>Total</b>	<b>991,799,990.80</b>	<b>100.00%</b>	<b>114,975</b>	<b>100.00%</b>

# Compartment German Auto Leases 5

## Monthly Investor Report



Rolls-Royce  
Motor Cars Limited

Reporting Date	Mar 11, 2021
Payment Date	Mar 22, 2021
Period No	18
Monthly Period	Feb, 2021
Interest Period from	Feb 22, 2021 to Mar 22, 2021 = 28 days

### 13. Geographical Distribution (Cont')

Portfolio as of: Feb 28, 2021

Group in Region	Current Aggregate Discounted Lease Balance in EUR	Current Aggregate Discounted Lease Balance in %	Number of Contracts	Number of Contracts in %
Post Code Area 0	14,488,046.25	4.67%	3,419	4.08%
Post Code Area 1	16,032,002.85	5.17%	3,959	4.72%
Post Code Area 2	27,987,915.57	9.02%	7,416	8.84%
Post Code Area 3	29,779,748.53	9.60%	8,211	9.79%
Post Code Area 4	37,066,525.34	11.95%	10,017	11.94%
Post Code Area 5	32,690,713.60	10.54%	8,802	10.50%
Post Code Area 6	37,933,266.35	12.23%	10,613	12.66%
Post Code Area 7	40,752,409.60	13.14%	11,645	13.89%
Post Code Area 8	44,280,386.01	14.28%	12,142	14.48%
Post Code Area 9	29,106,160.07	9.38%	7,624	9.09%
Post Code Area Others	52,873.64	0.02%	16	0.02%
<b>Total</b>	<b>310,170,047.81</b>	<b>100.00%</b>	<b>83,864</b>	<b>100.00%</b>



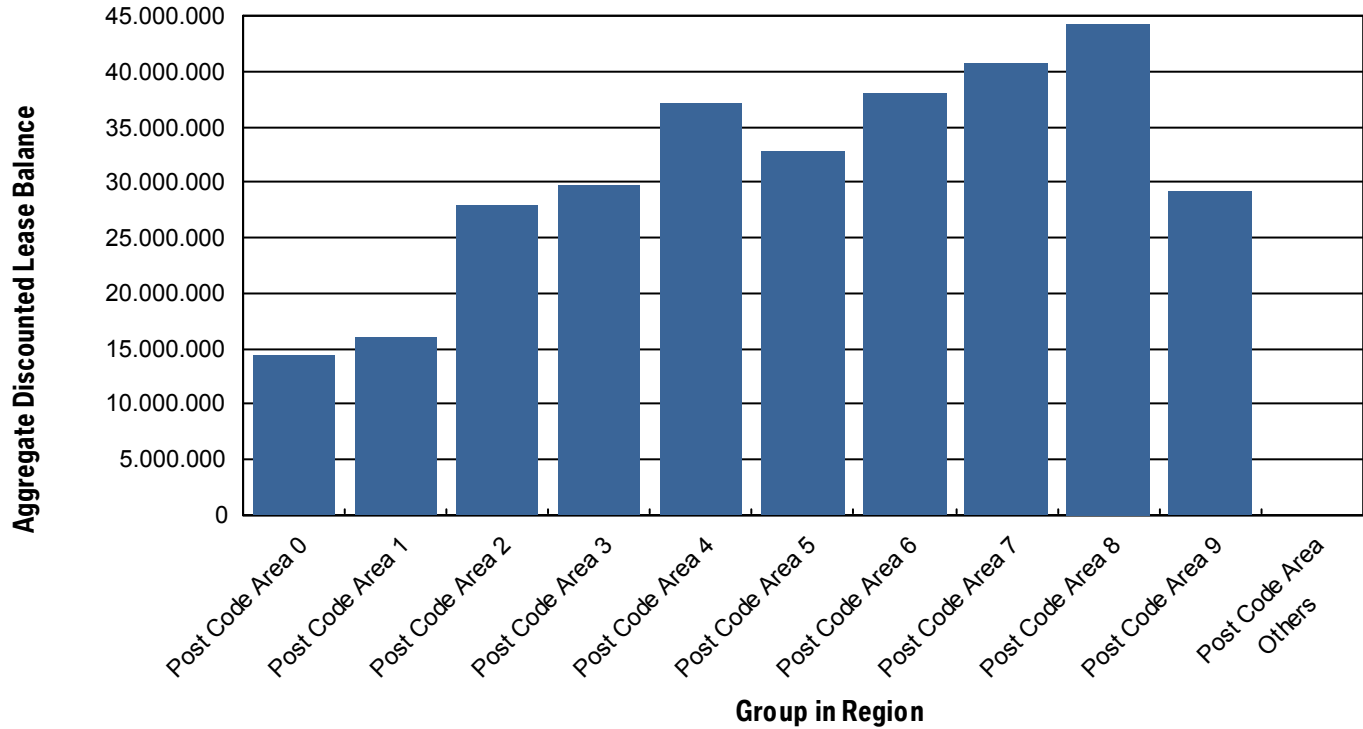


Rolls-Royce  
Motor Cars Limited

Reporting Date	Mar 11, 2021		
Payment Date	Mar 22, 2021		
Period No	18		
Monthly Period	Feb, 2021		
Interest Period from	Feb 22, 2021	to	Mar 22, 2021 = 28 days

**13.a Geographical Distribution (Graph)**

Portfolio as of: Feb 28, 2021



# Compartment German Auto Leases 5

## Monthly Investor Report



Rolls-Royce  
Motor Cars Limited

Reporting Date	Mar 11, 2021
Payment Date	Mar 22, 2021
Period No	18
Monthly Period	Feb, 2021
Interest Period from	Feb 22, 2021 to Mar 22, 2021 = 28 days

### 14. Object Type

#### Initial Portfolio

Vehicle Type	Current Aggregate Discounted Lease Balance in EUR	Current Aggregate Discounted Lease Balance in %	Number of Contracts	Number of Contracts in %
New *	981,300,414.20	98.94%	113,534	98.75%
Used	10,499,576.60	1.06%	1,441	1.25%
<b>Total</b>	<b>991,799,990.80</b>	<b>100.00%</b>	<b>114,975</b>	<b>100.00%</b>

\*New Car: include, for the avoidance of doubt, demonstration cars.

Customer Type	Current Aggregate Discounted Lease Balance in EUR	Current Aggregate Discounted Lease Balance in %	Number of Contracts	Number of Contracts in %
Commercial **	573,789,891.30	57.85%	52,369	45.55%
Private Individual	418,010,099.50	42.15%	62,606	54.45%
<b>Total</b>	<b>991,799,990.80</b>	<b>100.00%</b>	<b>114,975</b>	<b>100.00%</b>

\*\*Commercial: include, for the avoidance of doubt, self-employed individuals.

# Compartment German Auto Leases 5

## Monthly Investor Report



Rolls-Royce  
Motor Cars Limited

Reporting Date	Mar 11, 2021
Payment Date	Mar 22, 2021
Period No	18
Monthly Period	Feb, 2021
Interest Period from	Feb 22, 2021 to Mar 22, 2021 = 28 days

### 14. Object Type (Cont')

Portfolio as of: Feb 28, 2021

Vehicle Type	Current Aggregate Discounted Lease Balance in EUR	Current Aggregate Discounted Lease Balance in %	Number of Contracts	Number of Contracts in %
New *	308,079,655.89	99.33%	83,232	99.25%
Used	2,090,391.92	0.67%	632	0.75%
<b>Total</b>	<b>310,170,047.81</b>	<b>100.00%</b>	<b>83,864</b>	<b>100.00%</b>

\*New Car: include, for the avoidance of doubt, demonstration cars.

Customer Type	Current Aggregate Discounted Lease Balance in EUR	Current Aggregate Discounted Lease Balance in %	Number of Contracts	Number of Contracts in %
Commercial **	171,784,543.98	55.38%	36,337	43.33%
Private Individual	138,385,503.83	44.62%	47,527	56.67%
<b>Total</b>	<b>310,170,047.81</b>	<b>100.00%</b>	<b>83,864</b>	<b>100.00%</b>

\*\*Commercial: include, for the avoidance of doubt, self-employed individuals.



Rolls-Royce  
Motor Cars Limited

Reporting Date	Mar 11, 2021
Payment Date	Mar 22, 2021
Period No	18
Monthly Period	Feb, 2021
Interest Period from	Feb 22, 2021 to Mar 22, 2021 = 28 days

**15. Delinquencies**

**Initial Portfolio**

Days Past Due	Current Aggregate Discounted Lease Balance in EUR	Current Aggregate Discounted Lease Balance in %	Number of Contracts	Number of Contracts in %
1 - 30	0.00	0.00%	0	0.00%
31 - 60	0.00	0.00%	0	0.00%
61 - 90	0.00	0.00%	0	0.00%
91 - 120	0.00	0.00%	0	0.00%
> 120	0.00	0.00%	0	0.00%
<b>Total</b>	<b>0.00</b>	<b>0.00%</b>	<b>0</b>	<b>0.00%</b>

Portfolio as of: Feb 28, 2021

Days Past Due	Current Aggregate Discounted Lease Balance in EUR	Current Aggregate Discounted Lease Balance in %	Number of Contracts	Number of Contracts in %
1 - 30	737,325.01	0.24%	164	0.20%
31 - 60	421,285.04	0.14%	80	0.10%
61 - 90	213,612.69	0.07%	31	0.04%
91 - 120	131,142.30	0.04%	17	0.02%
> 120	246,754.10	0.08%	39	0.05%
<b>Total</b>	<b>1,750,119.14</b>	<b>0.56%</b>	<b>331</b>	<b>0.39%</b>



Rolls-Royce  
Motor Cars Limited

Reporting Date	Mar 11, 2021		
Payment Date	Mar 22, 2021		
Period No	18		
Monthly Period	Feb, 2021		
Interest Period from	Feb 22, 2021	to	Mar 22, 2021 = 28 days

**15. a Delinquency Analysis**

Monthly Period	Performing in EUR	Delinquencies			
		31-60 Days Past Due in EUR	61-90 Days Past Due in EUR	91-120 Days Past Due in EUR	>120 Days Past Due in EUR
Sept - 19	949,060,913.78	0.00	0.00	0.00	0.00
Oct - 19	905,074,862.98	430,048.09	0.00	0.00	0.00
Nov - 19	862,433,221.76	395,430.05	219,122.49	0.00	0.00
Dec - 19	819,781,184.83	480,537.47	221,808.75	172,062.45	0.00
Jan - 20	778,006,650.42	650,370.76	237,342.00	165,813.61	76,511.32
Feb - 20	736,979,249.42	610,590.70	462,434.50	140,176.79	204,975.42
Mar - 20	696,169,194.27	570,536.08	343,140.42	353,776.19	240,666.62
Apr - 20	656,727,293.25	979,192.16	460,802.81	217,136.72	423,789.63
May - 20	615,105,435.92	4,003,307.76	688,765.22	278,426.98	328,553.70
June - 20	577,229,635.12	2,300,151.56	1,983,893.09	578,176.16	365,902.68
July - 20	542,051,368.50	652,514.46	1,232,826.58	543,681.32	584,539.09
Aug - 20	506,182,916.55	649,586.62	431,646.79	694,992.64	663,280.63
Sept - 20	471,027,291.41	433,598.35	255,939.63	327,323.96	645,641.20
Oct - 20	436,743,523.01	353,664.25	291,865.33	164,410.55	459,227.47
Nov - 20	403,190,593.17	389,674.59	189,320.35	212,818.63	356,608.18
Dec - 20	370,903,756.84	291,156.15	243,346.09	93,855.33	351,936.43
Jan - 21	339,636,440.54	327,228.89	158,657.84	191,200.12	165,338.51
Feb - 21	309,157,253.68	421,285.04	213,612.69	131,142.30	246,754.10

# Compartment German Auto Leases 5

## Monthly Investor Report



Rolls-Royce  
Motor Cars Limited

Reporting Date	Mar 11, 2021		
Payment Date	Mar 22, 2021		
Period No	18		
Monthly Period	Feb, 2021		
Interest Period from	Feb 22, 2021	to	Mar 22, 2021 = 28 days

### 16. Seasoning

#### Initial Portfolio

Group in Months	Current Aggregate Discounted Lease Balance in EUR	Current Aggregate Discounted Lease Balance in %	Number of Contracts	Number of Contracts in %
<= 6	475,728,903.58	47.97%	41,070	35.72%
> 6 - <= 12	303,658,497.45	30.62%	34,847	30.31%
> 12 - <= 24	177,761,257.42	17.92%	27,268	23.72%
> 24 - <= 36	33,169,828.64	3.34%	11,344	9.87%
> 36 - <= 42	1,059,413.09	0.11%	310	0.27%
> 42 - <= 48	318,378.35	0.03%	104	0.09%
> 48 - <= 53	95,237.43	0.01%	25	0.02%
> 53	8,474.84	0.00%	7	0.01%
<b>Total</b>	<b>991,799,990.80</b>	<b>100.00%</b>	<b>114,975</b>	<b>100.00%</b>

WA: 8.67  
 MIN : 2.00  
 MAX: 57.00

# Compartment German Auto Leases 5

## Monthly Investor Report



Rolls-Royce  
Motor Cars Limited

Reporting Date	Mar 11, 2021
Payment Date	Mar 22, 2021
Period No	18
Monthly Period	Feb, 2021
Interest Period from	Feb 22, 2021 to Mar 22, 2021 = 28 days

### 16. Seasoning (Cont')

Portfolio as of : Feb 28, 2021

Group in Months	Current Aggregate Discounted Lease Balance in EUR	Current Aggregate Discounted Lease Balance in %	Number of Contracts	Number of Contracts in %
<= 6	0.00	0.00%	0	0.00%
> 6 - <= 12	0.00	0.00%	0	0.00%
> 12 - <= 24	203,037,012.08	65.46%	39,033	46.54%
> 24 - <= 36	106,180,341.25	34.23%	44,490	53.05%
> 36 - <= 42	636,935.51	0.21%	153	0.18%
> 42 - <= 48	208,627.67	0.07%	145	0.17%
> 48 - <= 53	79,384.08	0.03%	23	0.03%
> 53	27,747.22	0.01%	20	0.02%
<b>Total</b>	<b>310,170,047.81</b>	<b>100.00%</b>	<b>83,864</b>	<b>100.00%</b>

WA: 23.73  
 MIN : 18.00  
 MAX: 60.00

# Compartment German Auto Leases 5

## Monthly Investor Report

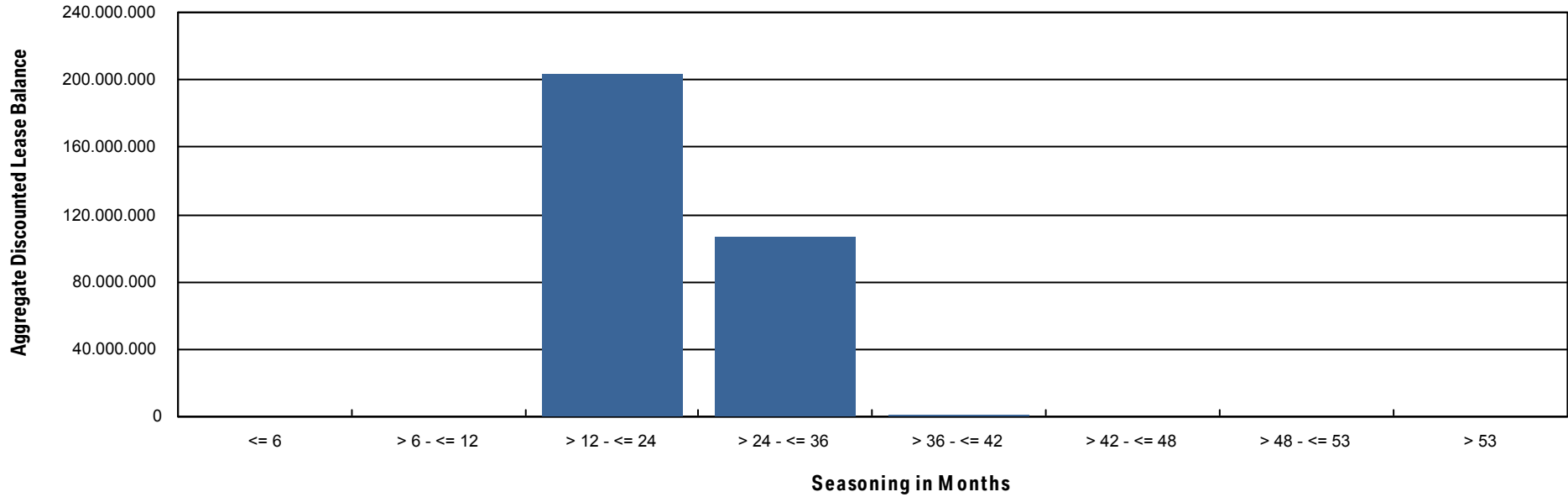


Rolls-Royce  
Motor Cars Limited

Reporting Date	Mar 11, 2021
Payment Date	Mar 22, 2021
Period No	18
Monthly Period	Feb, 2021
Interest Period from	Feb 22, 2021 to Mar 22, 2021 = 28 days

### 16.a Seasoning (Graph)

Portfolio as of: Feb 28, 2021





# Compartment German Auto Leases 5

## Monthly Investor Report



Rolls-Royce  
Motor Cars Limited

Reporting Date	Mar 11, 2021
Payment Date	Mar 22, 2021
Period No	18
Monthly Period	Feb, 2021
Interest Period from	Feb 22, 2021 to Mar 22, 2021 = 28 days

### 17. Remaining Term

#### Initial Portfolio

Group in Months	Current Aggregate Discounted Lease Balance in EUR	Current Aggregate Discounted Lease Balance in %	Number of Contracts	Number of Contracts in %
<= 6	7,236,601.93	0.73%	4,899	4.26%
> 6 - <= 12	36,861,554.85	3.72%	9,905	8.61%
> 12 - <= 24	213,791,832.44	21.56%	31,533	27.43%
> 24 - <= 36	656,156,361.07	66.16%	63,626	55.34%
> 36 - <= 42	33,023,329.87	3.33%	2,389	2.08%
> 42 - <= 48	42,892,928.36	4.32%	2,523	2.19%
> 48 - <= 53	882,168.28	0.09%	50	0.04%
> 53	955,214.00	0.10%	50	0.04%
<b>Total</b>	<b>991,799,990.80</b>	<b>100.00%</b>	<b>114,975</b>	<b>100.00%</b>

WA: 27.94  
 MIN : 3.00  
 MAX: 58.00

# Compartment German Auto Leases 5

## Monthly Investor Report



Rolls-Royce  
Motor Cars Limited

Reporting Date	Mar 11, 2021
Payment Date	Mar 22, 2021
Period No	18
Monthly Period	Feb, 2021
Interest Period from	Feb 22, 2021 to Mar 22, 2021 = 28 days

### 17. Remaining Term (Cont')

Portfolio as of: Feb 28, 2021

Group in Months	Current Aggregate Discounted Lease Balance in EUR	Current Aggregate Discounted Lease Balance in %	Number of Contracts	Number of Contracts in %
<= 6	17,682,841.72	5.70%	18,446	22.00%
> 6 - <= 12	96,679,098.13	31.17%	31,408	37.45%
> 12 - <= 24	170,111,839.40	54.84%	31,522	37.59%
> 24 - <= 36	25,267,566.87	8.15%	2,453	2.92%
> 36 - <= 42	428,701.69	0.14%	35	0.04%
> 42 - <= 48	0.00	0.00%	0	0.00%
> 48 - <= 53	0.00	0.00%	0	0.00%
> 53	0.00	0.00%	0	0.00%
<b>Total</b>	<b>310,170,047.81</b>	<b>100.00%</b>	<b>83,864</b>	<b>100.00%</b>

WA : 13.96  
 MIN : 0.00  
 MAX: 40.00

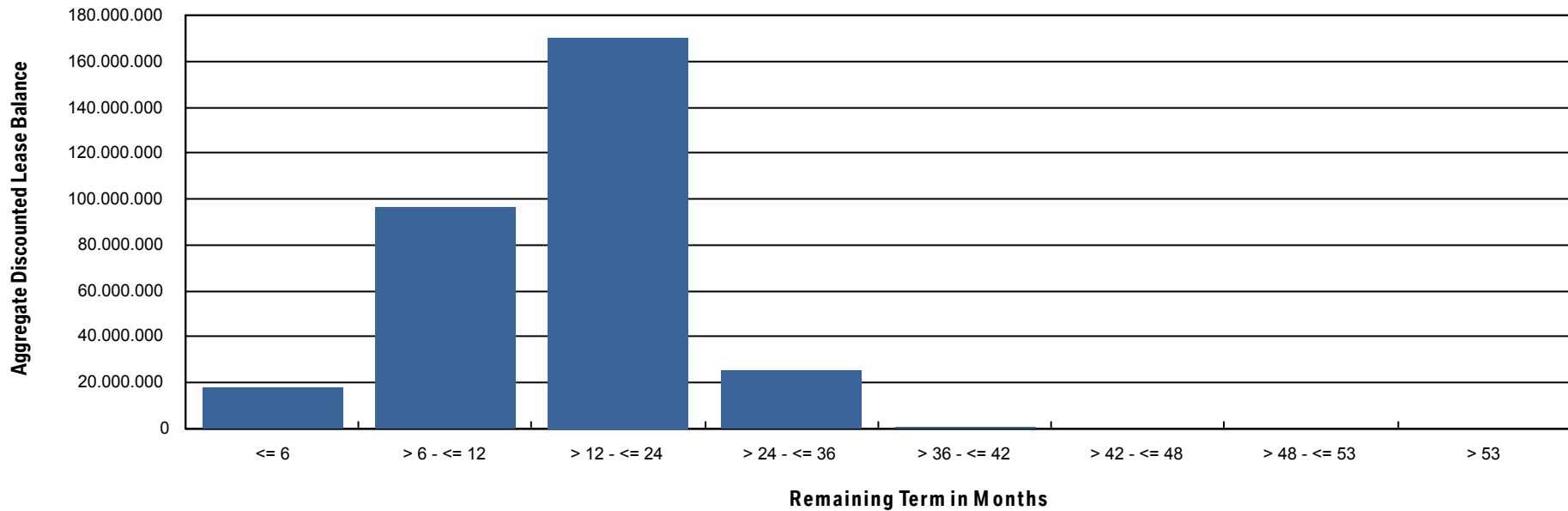


Rolls-Royce  
Motor Cars Limited

Reporting Date	Mar 11, 2021		
Payment Date	Mar 22, 2021		
Period No	18		
Monthly Period	Feb, 2021		
Interest Period from	Feb 22, 2021	to	Mar 22, 2021 = 28 days

**17.a Remaining Term (Graph)**

Portfolio as of: Feb 28, 2021



# Compartment German Auto Leases 5

## Monthly Investor Report



Rolls-Royce  
Motor Cars Limited

Reporting Date	Mar 11, 2021
Payment Date	Mar 22, 2021
Period No	18
Monthly Period	Feb, 2021
Interest Period from	Feb 22, 2021 to Mar 22, 2021 = 28 days

### 18. Original Term

#### Initial Portfolio

Group in Months	Current Aggregate Discounted Lease Balance in EUR	Current Aggregate Discounted Lease Balance in %	Number of Contracts	Number of Contracts in %
<= 6	6,630.39	0.00%	4	0.00%
> 6 - <= 12	332,036.96	0.03%	131	0.11%
> 12 - <= 24	31,181,151.15	3.14%	5,846	5.08%
> 24 - <= 36	855,753,139.94	86.28%	101,120	87.95%
> 36 - <= 42	35,251,437.52	3.55%	3,366	2.93%
> 42 - <= 48	65,443,988.63	6.60%	4,216	3.67%
> 48 - <= 53	95,897.26	0.01%	11	0.01%
> 53	3,735,708.95	0.38%	281	0.24%
<b>Total</b>	<b>991,799,990.80</b>	<b>100.00%</b>	<b>114,975</b>	<b>100.00%</b>

WA : 36.61  
 MIN : 6.00  
 MAX : 60.00

# Compartment German Auto Leases 5

## Monthly Investor Report



Rolls-Royce  
Motor Cars Limited

Reporting Date	Mar 11, 2021
Payment Date	Mar 22, 2021
Period No	18
Monthly Period	Feb, 2021
Interest Period from	Feb 22, 2021 to Mar 22, 2021 = 28 days

### 18. Original Term (Cont')

Portfolio as of: Feb 28, 2021

Group in Months	Current Aggregate Discounted Lease Balance in EUR	Current Aggregate Discounted Lease Balance in %	Number of Contracts	Number of Contracts in %
<= 6	0.00	0.00%	0	0.00%
> 6 - <= 12	0.00	0.00%	0	0.00%
> 12 - <= 24	1,312,319.92	0.42%	2,267	2.70%
> 24 - <= 36	256,461,992.26	82.68%	74,749	89.13%
> 36 - <= 42	16,352,281.81	5.27%	2,979	3.55%
> 42 - <= 48	34,227,679.20	11.04%	3,665	4.37%
> 48 - <= 53	39,583.33	0.01%	4	0.00%
> 53	1,776,191.29	0.57%	200	0.24%
<b>Total</b>	<b>310,170,047.81</b>	<b>100.00%</b>	<b>83,864</b>	<b>100.00%</b>

WA: 37.68  
 MIN: 18.00  
 MAX: 60.00

# Compartment German Auto Leases 5

## Monthly Investor Report

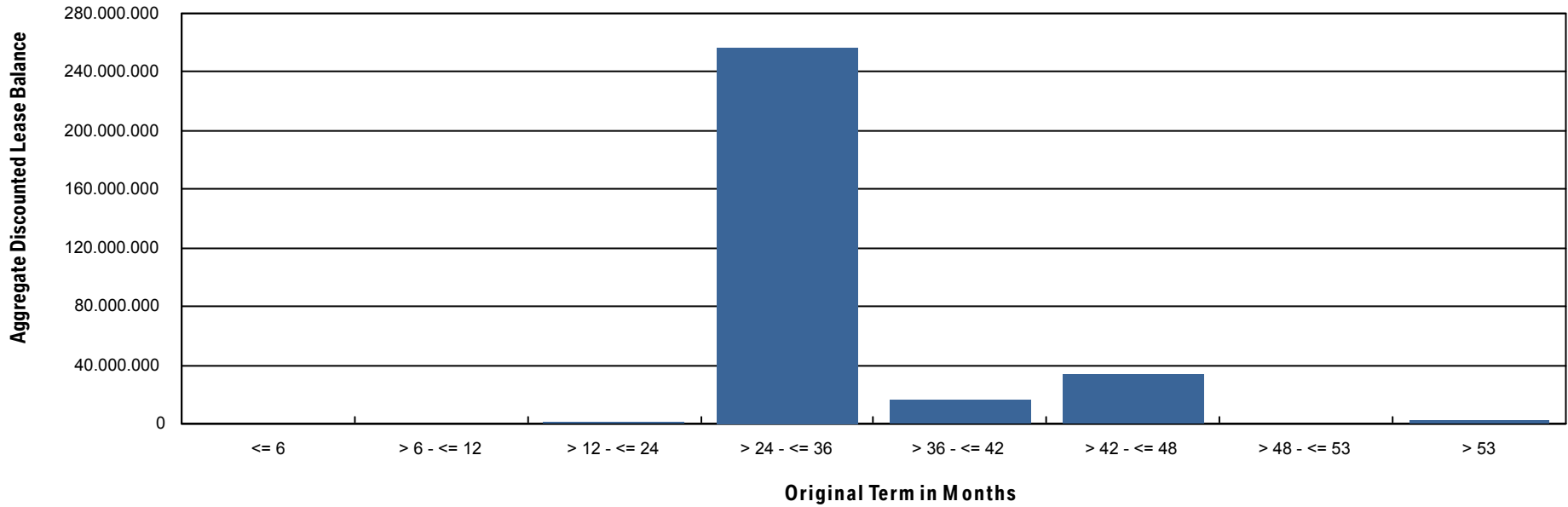


Rolls-Royce  
Motor Cars Limited

Reporting Date	Mar 11, 2021
Payment Date	Mar 22, 2021
Period No	18
Monthly Period	Feb, 2021
Interest Period from	Feb 22, 2021 to Mar 22, 2021 = 28 days

### 18.a Original Term (Graph)

Portfolio as of: Feb 28, 2021





Rolls-Royce  
Motor Cars Limited

Reporting Date	Mar 11, 2021
Payment Date	Mar 22, 2021
Period No	18
Monthly Period	Feb, 2021
Interest Period from	Feb 22, 2021 to Mar 22, 2021 = 28 days

**19. Vehicle Class**

**Initial Portfolio**

Group in Vehicle Class	Current Aggregate Discounted Lease Balance in EUR	Current Aggregate Discounted Lease Balance in %	Number of Contracts	Number of Contracts in %
BMW 1 Series	89,088,434.17	8.98%	18,553	16.14%
BMW 2 Series	76,206,831.82	7.68%	11,130	9.68%
BMW 3 Series	86,918,514.74	8.76%	10,207	8.88%
BMW 4 Series	53,043,986.62	5.35%	4,999	4.35%
BMW 5 Series	162,953,764.74	16.43%	13,243	11.52%
BMW 6 Series	17,463,000.27	1.76%	1,135	0.99%
BMW 7 Series	27,646,280.26	2.79%	1,535	1.34%
BMW 8 Series	11,681,083.46	1.18%	316	0.27%
BMW Group Others	6,610,223.88	0.67%	595	0.52%
BMW i3 Series	21,427,980.09	2.16%	2,886	2.51%
BMW i8 Series	4,142,588.47	0.42%	260	0.23%
BMW X1 Series	84,368,824.00	8.51%	11,689	10.17%
BMW X2 Series	25,443,967.88	2.57%	2,892	2.52%
BMW X3 Series	82,779,065.92	8.35%	6,682	5.81%
BMW X4 Series	34,481,410.46	3.48%	2,577	2.24%
BMW X5 Series	72,645,353.06	7.32%	3,812	3.32%
BMW X6 Series	12,782,327.04	1.29%	861	0.75%
BMW X7 Series	3,530,761.61	0.36%	107	0.09%
BMW Z4 Series	8,508,641.42	0.86%	586	0.51%
BMW Z8 Series	25,542.34	0.00%	1	0.00%
MINI Clubman	22,809,712.12	2.30%	4,763	4.14%
MINI Convertible	56,953.03	0.01%	12	0.01%
MINI Countryman	100,155.84	0.01%	54	0.05%
MINI Hatch	87,069,450.27	8.78%	16,073	13.98%
MINI Paceman	4,031.03	0.00%	3	0.00%
MINI Roadster	11,106.26	0.00%	4	0.00%
<b>Total</b>	<b>991,799,990.80</b>	<b>100.00%</b>	<b>114,975</b>	<b>100.00%</b>

# Compartment German Auto Leases 5

## Monthly Investor Report



Rolls-Royce  
Motor Cars Limited

Reporting Date	Mar 11, 2021		
Payment Date	Mar 22, 2021		
Period No	18		
Monthly Period	Feb, 2021		
Interest Period from	Feb 22, 2021	to	Mar 22, 2021 = 28 days

### 19. Vehicle Class (Cont')

Portfolio as of: Feb 28, 2021

Group in Vehicle Class	Current Aggregate Discounted Lease Balance in EUR	Current Aggregate Discounted Lease Balance in %	Number of Contracts	Number of Contracts in %
BMW 1 Series	25,762,609.83	8.31%	12,378	14.76%
BMW 2 Series	23,527,822.19	7.59%	7,949	9.48%
BMW 3 Series	26,832,628.96	8.65%	7,019	8.37%
BMW 4 Series	15,410,873.89	4.97%	3,416	4.07%
BMW 5 Series	47,499,427.81	15.31%	9,375	11.18%
BMW 6 Series	5,121,767.73	1.65%	868	1.04%
BMW 7 Series	8,083,694.36	2.61%	1,016	1.21%
BMW 8 Series	4,734,734.36	1.53%	285	0.34%
BMW Group Others	1,821,126.05	0.59%	450	0.54%
BMW i3 Series	6,663,482.94	2.15%	2,199	2.62%
BMW i8 Series	649,468.50	0.21%	181	0.22%
BMW X1 Series	29,738,063.61	9.59%	9,137	10.90%
BMW X2 Series	9,383,202.36	3.03%	2,707	3.23%
BMW X3 Series	26,730,367.69	8.62%	5,098	6.08%
BMW X4 Series	11,697,100.43	3.77%	1,935	2.31%
BMW X5 Series	24,256,225.59	7.82%	2,649	3.16%
BMW X6 Series	2,959,311.48	0.95%	547	0.65%
BMW X7 Series	1,494,670.43	0.48%	96	0.11%
BMW Z4 Series	3,863,597.72	1.25%	543	0.65%
MINI Clubman	6,590,625.50	2.12%	3,406	4.06%
MINI Convertible	15,380.16	0.00%	9	0.01%
MINI Countryman	12,101.24	0.00%	6	0.01%
MINI Hatch	27,321,488.59	8.81%	12,594	15.02%
MINI Paceman	276.39	0.00%	1	0.00%
<b>Total</b>	<b>310,170,047.81</b>	<b>100.00%</b>	<b>83,864</b>	<b>100.00%</b>



# Compartment German Auto Leases 5

## Monthly Investor Report



Rolls-Royce  
Motor Cars Limited

Reporting Date	Mar 11, 2021
Payment Date	Mar 22, 2021
Period No	18
Monthly Period	Feb, 2021
Interest Period from	Feb 22, 2021 to Mar 22, 2021 = 28 days

## 20. Payment Type

### Initial Portfolio

Group in Payment Type	Current Aggregate Discounted Lease Balance in EUR	Current Aggregate Discounted Lease Balance in %	Number of Contracts	Number of Contracts in %
Direct Debit	989,084,742.48	99.73%	114,656	99.72%
Self Payment	2,715,248.32	0.27%	319	0.28%
<b>Total</b>	<b>991,799,990.80</b>	<b>100.00%</b>	<b>114,975</b>	<b>100.00%</b>

### Portfolio as of : Feb 28, 2021

Group in Payment Type	Current Aggregate Discounted Lease Balance in EUR	Current Aggregate Discounted Lease Balance in %	Number of Contracts	Number of Contracts in %
Direct Debit	307,575,916.45	99.16%	83,319	99.35%
Self Payment	2,594,131.36	0.84%	545	0.65%
<b>Total</b>	<b>310,170,047.81</b>	<b>100.00%</b>	<b>83,864</b>	<b>100.00%</b>

# Compartment German Auto Leases 5

## Monthly Investor Report



Rolls-Royce  
Motor Cars Limited

Reporting Date	Mar 11, 2021
Payment Date	Mar 22, 2021
Period No	18
Monthly Period	Feb, 2021
Interest Period from	Feb 22, 2021 to Mar 22, 2021 = 28 days

### 21. Contracts Per Customer

#### Initial Portfolio

Number of Contracts	Current Aggregate Discounted Lease Balance in EUR	Current Aggregate Discounted Lease Balance in %	Number of Contracts	Number of Contracts in %
1	798,607,507.17	80.52%	96,382	83.83%
2 - 4	162,457,434.81	16.38%	15,229	13.25%
5 - 7	17,600,832.36	1.77%	1,697	1.48%
8 - 10	4,918,197.60	0.50%	583	0.51%
> 10	8,216,018.86	0.83%	1,084	0.94%
<b>Total</b>	<b>991,799,990.80</b>	<b>100.00%</b>	<b>114,975</b>	<b>100.00%</b>

#### Portfolio as of: Feb 28, 2021

Number of Contracts	Current Aggregate Discounted Lease Balance in EUR	Current Aggregate Discounted Lease Balance in %	Number of Contracts	Number of Contracts in %
1	253,640,435.38	81.77%	71,003	84.66%
2 - 4	48,360,348.52	15.59%	10,680	12.73%
5 - 7	5,083,607.04	1.64%	1,169	1.39%
8 - 10	1,273,873.77	0.41%	380	0.45%
> 10	1,811,783.10	0.58%	632	0.75%
<b>Total</b>	<b>310,170,047.81</b>	<b>100.00%</b>	<b>83,864</b>	<b>100.00%</b>

# Compartment German Auto Leases 5

## Monthly Investor Report



Rolls-Royce  
Motor Cars Limited

Reporting Date	Mar 11, 2021
Payment Date	Mar 22, 2021
Period No	18
Monthly Period	Feb, 2021
Interest Period from	Feb 22, 2021 to Mar 22, 2021 = 28 days

## 22. Amortisation

### Initial Portfolio

Period	Month / Year	Principal Balance in EUR
0	Aug, 2019	991,799,990.80
1	Sept, 2019	951,572,993.37
2	Oct, 2019	911,211,907.79
3	Nov, 2019	870,922,290.87
4	Dec, 2019	831,134,832.39
5	Jan, 2020	791,794,542.73
6	Feb, 2020	752,654,103.91
7	Mar, 2020	713,818,465.60
8	Apr, 2020	675,562,906.04
9	May, 2020	637,687,815.81
10	June, 2020	600,361,471.38
11	July, 2020	563,801,998.13
12	Aug, 2020	527,788,391.06
13	Sept, 2020	492,436,847.64
14	Oct, 2020	457,991,063.79
15	Nov, 2020	424,216,092.93
16	Dec, 2020	391,566,594.65
17	Jan, 2021	359,847,812.43
18	Feb, 2021	328,646,006.38
19	Mar, 2021	298,268,891.93
20	Apr, 2021	269,163,845.16
21	May, 2021	241,007,655.24
22	June, 2021	213,929,296.08
23	July, 2021	187,943,236.02
24	Aug, 2021	162,741,200.70
25	Sept, 2021	138,771,822.48
26	Oct, 2021	116,715,304.05
27	Nov, 2021	96,316,202.45
28	Dec, 2021	78,465,726.38
29	Jan, 2022	62,603,070.42
30	Feb, 2022	48,242,270.24

### Portfolio as of: Feb 28, 2021

Period	Month / Year	Principal Balance in EUR	Reduction in EUR
18	Feb, 2021	310,170,047.81	
19	Mar, 2021	281,227,855.88	28,942,191.93
20	Apr, 2021	253,809,900.46	27,417,955.42
21	May, 2021	227,263,885.48	26,546,014.98
22	June, 2021	201,728,387.37	25,535,498.11
23	July, 2021	177,230,505.75	24,497,881.62
24	Aug, 2021	153,466,961.91	23,763,543.84
25	Sept, 2021	130,871,484.62	22,595,477.29
26	Oct, 2021	110,082,808.25	20,788,676.37
27	Nov, 2021	90,846,003.04	19,236,805.21
28	Dec, 2021	73,999,932.59	16,846,070.45
29	Jan, 2022	59,020,010.18	14,979,922.41
30	Feb, 2022	45,435,512.45	13,584,497.73
31	Mar, 2022	33,689,144.02	11,746,368.43
32	Apr, 2022	24,886,104.81	8,803,039.21
33	May, 2022	18,430,536.62	6,455,568.19
34	June, 2022	14,792,409.94	3,638,126.68
35	July, 2022	12,795,075.40	1,997,334.54
36	Aug, 2022	10,909,205.36	1,885,870.04
37	Sept, 2022	9,153,462.06	1,755,743.30
38	Oct, 2022	7,564,827.64	1,588,634.42
39	Nov, 2022	6,106,095.24	1,458,732.40
40	Dec, 2022	4,826,948.56	1,279,146.68
41	Jan, 2023	3,678,533.98	1,148,414.58
42	Feb, 2023	2,623,701.94	1,054,832.04
43	Mar, 2023	1,691,332.69	932,369.25
44	Apr, 2023	966,947.44	724,385.25
45	May, 2023	457,083.17	509,864.27
46	June, 2023	238,416.03	218,667.14
47	July, 2023	203,146.79	35,269.24
48	Aug, 2023	170,245.07	32,901.72

# Compartment German Auto Leases 5

## Monthly Investor Report



Rolls-Royce  
Motor Cars Limited

Reporting Date	Mar 11, 2021
Payment Date	Mar 22, 2021
Period No	18
Monthly Period	Feb, 2021
Interest Period from	Feb 22, 2021 to Mar 22, 2021 = 28 days

## 22. Amortisation

### Initial Portfolio

Period	Month / Year	Principal Balance in EUR
31	Mar, 2022	35,836,488.10
32	Apr, 2022	26,537,385.96
33	May, 2022	19,703,953.09
34	June, 2022	15,841,519.99
35	July, 2022	13,704,923.76
36	Aug, 2022	11,688,278.49
37	Sept, 2022	9,810,565.34
38	Oct, 2022	8,110,977.90
39	Nov, 2022	6,551,227.63
40	Dec, 2022	5,181,988.70
41	Jan, 2023	3,954,635.40
42	Feb, 2023	2,825,790.55
43	Mar, 2023	1,828,386.20
44	Apr, 2023	1,051,864.19
45	May, 2023	504,539.92
46	June, 2023	268,645.24
47	July, 2023	227,347.68
48	Aug, 2023	188,782.47
49	Sept, 2023	152,662.25
50	Oct, 2023	120,597.26
51	Nov, 2023	91,746.47
52	Dec, 2023	66,903.09
53	Jan, 2024	46,100.03
54	Feb, 2024	28,736.44
55	Mar, 2024	16,473.50
56	Apr, 2024	7,622.64
57	May, 2024	1,926.64
58	June, 2024	0.00

### Portfolio as of: Feb 28, 2021

Period	Month / Year	Principal Balance in EUR	Reduction in EUR
49	Sept, 2023	138,603.14	31,641.93
50	Oct, 2023	109,580.31	29,022.83
51	Nov, 2023	83,115.88	26,464.43
52	Dec, 2023	60,341.29	22,774.59
53	Jan, 2024	41,452.96	18,888.33
54	Feb, 2024	25,430.97	16,021.99
55	Mar, 2024	14,374.31	11,056.66
56	Apr, 2024	6,693.89	7,680.42
57	May, 2024	1,696.26	4,997.63
58	June, 2024	0.00	1,696.26
59	July, 2024	0.00	0.00
60	Aug, 2024	0.00	0.00
61	Sept, 2024	0.00	0.00
62	Oct, 2024	0.00	0.00
63	Nov, 2024	0.00	0.00
64	Dec, 2024	0.00	0.00
65	Jan, 2025	0.00	0.00
66	Feb, 2025	0.00	0.00
67	Mar, 2025	0.00	0.00
68	Apr, 2025	0.00	0.00
69	May, 2025	0.00	0.00
70	June, 2025	0.00	0.00
71	July, 2025	0.00	0.00
72	Aug, 2025	0.00	0.00
73	Sept, 2025	0.00	0.00
74	Oct, 2025	0.00	0.00
75	Nov, 2025	0.00	0.00
76	Dec, 2025	0.00	0.00

# Compartment German Auto Leases 5

## Monthly Investor Report

**BMW  
GROUP**



Rolls-Royce  
Motor Cars Limited

Reporting Date	Mar 11, 2021
Payment Date	Mar 22, 2021
Period No	18
Monthly Period	Feb, 2021
Interest Period from	Feb 22, 2021 to Mar 22, 2021 = 28 days

### 23. Priority of Payments

#### Priority of Payments\*

Available Distribution Amount	+	36,383,847.94
Taxes	-	0.00
Trustee Payment	-	0.00
Senior Expenses	-	12,001.48
Swap Net Payment	-	0.00
Class A Interest	-	25,560.00
Class B Interest	-	71,402.04
Cash Reserve	-	5,000,000.00
Principal Class A	-	31,274,884.42
Principal Class B	-	0.00
Swap Termination Event	-	0.00
Subordinated Loan Interest	-	0.00
Subordinated Loan Principal	-	0.00
Seller	-	0.00

\*all Amounts in EUR

## Compartment German Auto Leases 5

### Monthly Investor Report

**BMW  
GROUP**



Rolls-Royce  
Motor Cars Limited

Reporting Date	Mar 11, 2021
Payment Date	Mar 22, 2021
Period No	18
Monthly Period	Feb, 2021
Interest Period from	Feb 22, 2021 to Mar 22, 2021 = 28 days

### 24. Transaction Costs

<b>Transaction Costs</b>	<b>Class A</b>	<b>Class B</b>	<b>Subordinated Loan</b>	<b>Total</b>
Senior Expenses				12,001.48
Interest accrued for the Period in EUR	25,560.00	71,402.04	5,646.67	102,608.71
Interest payments for the Period in EUR	25,560.00	71,402.04	0.00	96,962.04
Cumulative Interest Payments in EUR	1,756,440.00	1,392,303.06	0.00	3,148,743.06
Unpaid Interest for the Period in EUR	0.00	0.00	5,646.67	5,646.67
Cumulative Unpaid Interest in EUR	0.00	0.00	113,809.17	113,809.17



Rolls-Royce  
Motor Cars Limited

Reporting Date	Mar 11, 2021
Payment Date	Mar 22, 2021
Period No	18
Monthly Period	Feb, 2021
Interest Period from	Feb 22, 2021 to Mar 22, 2021 = 28 days

**25. Ratings**

		Fitch	S&P	Moodys	DBRS
<b>Notes - current ratings</b>					
	Class A	AAA	N/A	Aaa	N/A
	Class B	N/A	N/A	N/A	N/A

			Fitch	S&P	Moodys	DBRS	Trigger Breached
<b>Transaction Parties - current ratings</b>							
	BMW AG	Long Term	N/A	A	A2	A high	
		Short Term	N/A	A-1	P-1	N/A	
Issuer Account Bank	Bank of New York Mellon, Frankfurt	Long Term	AA+	N/A	Aa1	N/A	no
	Branch	Short Term	F1+	N/A	P-1	N/A	no
Swap Counterparty	Skandinaviska Enskilda Banken AB (publ)	Long Term	AA-	N/A	Aa2	N/A	no
		Short Term	F1+	N/A	P-1	N/A	no

			Fitch	S&P	Moodys	DBRS
<b>Transaction Parties - required ratings</b>						
Issuer Account Bank	Bank of New York Mellon, Frankfurt	Long Term	A	N/A	A2	N/A
	Branch	Short Term	F1	N/A	N/A	N/A
Swap Counterparty	Skandinaviska Enskilda Banken AB (publ)	Long Term	A	N/A	Baa1	N/A
		Short Term	F1	N/A	P-1	N/A



Rolls-Royce  
Motor Cars Limited

Reporting Date	Mar 11, 2021
Payment Date	Mar 22, 2021
Period No	18
Monthly Period	Feb, 2021
Interest Period from	Feb 22, 2021 to Mar 22, 2021 = 28 days

**26. Swap Counterparty Data**

Swap counterparty data	
Swap counterparty provider	Skandinaviska Enskilda Banken AB (publ)
Swap termination event	No

Swap data	
Swap type	Fixed floating interest rate swap
Notional amount in EUR	216,147,277.31
<b>Fix leg</b>	
Fixed rate	-0.622%
Payment in EUR ( Compartment German Auto Leases 5 to Skandinaviska Enskilda Banken AB (publ))	-112,090.38
<b>Floating leg</b>	
Floating rate (Euribor)	-0.548%
Payment in EUR (Skandinaviska Enskilda Banken AB (publ) to Compartment German Auto Le	-92,126.77
<b>Net swap payment in EUR</b>	
(- from Compartment German Auto Leases 5 to Skandinaviska Enskilda Banken AB (publ) / + from Skandinaviska Enskilda Banken AB (publ) to Compartment German Auto Leases 5)	<b>19,963.61</b>