

ABEST 21
Monthly Investor Report

Cover Sheet Monthly Investor Report

Reporting Date	05/10/2021				
Payment Date	21/10/2021				
Period No					
Monthly Period	01/09/2021 - 30/09/2021				
Interest Period	from	21/09/2021	to	21/10/2021	= 30 days
Collection Period	from	01/09/2021	to	30/09/2021	

Index

Page

1. Portfolio Information	1
2. Reserve Accounts	2
3. Performance Data	3
4. Outstanding Notes	4
5. Original Principal Balance	5
5.1 Original PB (Graph)	5.1
6. Current Principal Balance	6
6.1 Current PB (Graph)	6.1
7. Borrower Concentration	7
8. Geographical Distribution	8
8.1 Geographical (Graph)	8.1
9. Object Type	9
10. Insurance Coverage	10
11. Contract Type	11
12. Customer Yield	12
12.1 Customer Yield (Graph)	13
13. Seasoning	13
13.1 Seasoning (Graph)	14
14. Remaining Term	14.1
14.1 Remaining Term (Graph)	15
15. Original Term	15.1
15.1 Original Term (Graph)	16
16. Manufacturer	16
17. Priority of Payments	17
18. Transaction Costs	18
19. Swap Counterparty Data	19
20. Retention	20
21. Counterparties I	21
22. Counterparties II	22
23. Originator	23
24. Disclaimer	24

ABEST 21
Monthly Investor Report

1. Portfolio Information

Reporting Date	05/10/2021				
Payment Date	21/10/2021				
Period No					
Monthly Period	01/09/2021 - 30/09/2021				
Interest Period from	21/09/2021	to	21/10/2021	=	30 days
Collection Period from	01/09/2021	to	30/09/2021		

	No. of Contracts	current period Aggregate Outstanding Principal Amount	previous period Aggregate Outstanding Principal Amount
Outstanding Receivables			
Beginning of Period (collection period)		484.157.545,67 €	484.195.487,16
Scheduled Principal Payments		15.791.758,39 €	17.732.994,99
Prepayment Principal		1.640.751,25 €	1.332.018,68
Others		1.202.910,36 €	461.940,41
Recoveries		- €	-
Total Principal Collections		18.635.420,00 €	19.526.954,08
Total Interest Collections		2.028.986,62 €	2.523.891,22
Defaults		-	-
End of Period (after Payment Date)	43.930	482.956.447,58 €	484.157.545,67
Balance of the Replenishment account (after Payment Date)		1.243.552,42 €	42.454,33
Current Prepayment Rate (annualised)		4,07%	3,30%
New sale Offer		17.434.321,91 €	19.489.012,59

ABEST 21
Monthly Investor Report

2. Reserve Accounts

Reporting Date	05/10/2021				
Payment Date	21/10/2021				
Period No					
Monthly Period	01/09/2021 - 30/09/2021				
Interest Period from	21/09/2021	to	21/10/2021	=	30 days
Collection Period from	01/09/2021	to	30/09/2021		

Notes Balance

Beginning of Period	486.600.000,00
End of Period	486.600.000,00

Reserve Accounts

Reserve Account	in %	euro	Trigger Event y/n
Beginning of Period	0,5%	2.350.000,00 €	NO
Cash Outflow	€ 4.500,00		
Cash Inflow	-€ 4.500,00		
End of Period	0,5%	2.345.500,00 €	
Required Reserve Fund	€ 2.345.500,00		

ABEST 21
Monthly Investor Report

3. Performance Data

Reporting Date	05/10/2021				
Payment Date	21/10/2021				
Period No					
Monthly Period	01/09/2021 - 30/09/2021				
Interest Period from	21/09/2021	to	21/10/2021	=	30 days
Collection Period from	01/09/2021	to	30/09/2021		

Note Balance

Beginning of Period	486.600.000,00 €
End of Period	486.600.000,00 €

Ratios

3-MRA* 31- 60 days past due

31- 60 days past due period before previous period	0,00%
31- 60 days past due previous period	0,00%
31- 60 days past due current period	269.049,09 €

3-MRA* 61-90 days past due

61- 90 days past due period before previous period	0,00%
61- 90 days past due previous period	0,00%
61- 90 days past due current period	17.020,49 €

3-MRA* 91-120 days past due

91- 120 days past due period before previous period	0,00%
91- 120 days past due previous period	0,00%
91- 120 days past due current period	- €

Early Amortisation Event

Cumulative Default Level

Cumulative Default Level period before previous period	0,00%
Cumulative Default Level previous period	0,00%
Cumulative Default Level current period	0,00%

Trigger Breach (if higher than 3.70% for 2 consecutive Calculation Dates) **NO**

Delinquency Level

Delinquency Level period before previous period	0,00%
Delinquency Level previous period	0,00%
Delinquency Level current period	0,00%

Trigger Breach (if higher than 1% for 2 consecutive Calculation Dates) **NO**

Principal Deficiency Amount Shortfall

Trigger Breach (if the Principal Deficiency Amount Shortfall is higher than zero) **NO**

Replenishment Amount

Trigger Breach (if Replenishment Amount is higher than 20% of the Aggregate Rated Notes Outstanding Amount on each of three consecutive Calculation Dates) **NO**

Performance Data

Number of Contracts being 31-60 Days delinquent	19
Number of Contracts being 61-90 Days delinquent	3
Number of Contracts being 91-120 Days delinquent	0
Gross instalments being 31-60 days delinquent	8.232,40
Gross instalments being 61-90 days delinquent	665,09
Gross instalments being 91-120 days delinquent	0,00
Current Period Termination	0,00
Cumulative Termination	0,00
New number of Contracts being terminated	0,00
Total number of Contracts being terminated	0,00
Current Period Recoveries	0,00
Cumulative Recoveries	0,00

ABEST 21
Monthly Investor Report

4. Outstanding Notes

Reporting Date	05/10/2021				
Payment Date	21/10/2021				
Period No					
Monthly Period	01/09/2021 - 30/09/2021				
Interest Period from	21/09/2021	to	21/10/2021	=	30 days
Collection Period from	01/09/2021	to	30/09/2021		

Principal Payable Amount (during Amortising Period)

1. Note Balance	All notes	Class A	Class B	Class C	Class D	Class E	Class M
General Note Information							
ISIN Code	XS2367164493	XS2368146457	XS2368150210	XS2368152695	XS2368153156	XS2368153586	
Currency	EURO	EURO	EURO	EURO	EURO	EURO	EURO
Initial Tranching	82,2%	4,3%	4,2%	3,2%	2,6%	3,6%	
Legal Maturity	set 2031	set 2031	set 2031	set 2031	set 2031	set 2031	set 2031
Expected Maturity	set 2031	set 2031	set 2031	set 2031	set 2031	set 2031	set 2031
Original Rating (Fitch / Moody's)	AAAsf/Aaa(sf)	AAAsf/Aa1(sf)	Asf/Aa3(sf)	BBBsf/A3(sf)	BBsf/Ba1(sf)	n/a	n/a
Current Rating (Fitch / Moody's)*	AAAsf/Aaa(sf)	AAAsf/Aa1(sf)	Asf/Aa3(sf)	BBBsf/A3(sf)	BBsf/Ba1(sf)	n/a	n/a
Initial Notes Aggregate Principal Outstanding Balance	400.000.000,00 €	20.700.000,00 €	20.200.000,00 €	15.500.000,00 €	12.700.000,00 €	17.500.000,00 €	
Initial Nominal per Note	100.000,00 €	100.000,00 €	100.000,00 €	100.000,00 €	100.000,00 €	100.000,00 €	
Initial Number of Notes per Class	4.000	207	202	155	127	175	
Current Note Information							
Class Principal Outstanding Balance Beginning of Period	400.000.000,00 €	20.700.000,00 €	20.200.000,00 €	15.500.000,00 €	12.700.000,00 €	17.500.000,00 €	
Amortisation	-	n.a.	n.a.	n.a.	n.a.	n.a.	
Redemption per Note	0,00 €	0,00 €	0,00 €	0,00 €	0,00 €	0,00 €	
Class Principal Outstanding Balance End of Period	400.000.000,00 €	20.700.000,00 €	20.200.000,00 €	15.500.000,00 €	12.700.000,00 €	17.500.000,00 €	
Current Tranching	82,2%	4,3%	4,2%	3,2%	2,6%	3,6%	
Current Pool Factor	1,00	1,00	1,00	1,00	1,00	1,00	
2. Payments to Investors per Note							
Interest Rate Basis: 1-M Euribor / Spread		0,138					
DayCount Convention		ACT/360	ACT/360	ACT/360	ACT/360	ACT/360	ACT/360
Interest Days		30 days	30 days	30 days	30 days	30 days	30 days
Principal Outstanding Beginning of Period	400.000.000,00 €	20.700.000,00 €	20.200.000,00 €	15.500.000,00 €	12.700.000,00 €	17.500.000,00 €	
> Principal Repayment	0,00 €	0,00 €	0,00 €	0,00 €	0,00 €	0,00 €	0,00 €
Principal Outstanding End of Period	400.000.000,00 €	20.700.000,00 €	20.200.000,00 €	15.500.000,00 €	12.700.000,00 €	17.500.000,00 €	
> Interest accrued for the period	46.000,00 €	11.212,50 €	21.041,67 €	25.575,00 €	37.041,67 €	94.791,67 €	
Interest Payment							
Initial total CE (Subordination, Reserve)							
	18,30%	14,04%	9,89%	6,71%	4,10%	0,00%	
Current CE							
	18,28%	14,02%	9,87%	6,69%	4,08%	0,00%	

**ABEST 21
Monthly Investor Report**

5. Original Principal Balance

as of **ISSUE DATE**

Reporting Date	05/10/2021				
Payment Date	21/10/2021				
Period No					
Monthly Period	01/09/2021 - 30/09/2021				
Interest Period	from	21/09/2021	to	21/10/2021	= 30 days
Collection Period	from	01/09/2021	to	30/09/2021	

<i>Balloon Loan</i>				
<i>Original Principal Balance (Ranges in EUR)</i>	<i>Principal Balance in EUR</i>	<i>Percentage of Balance</i>	<i>Number of Loans</i>	<i>Percentage of Loans</i>
0 < X ≤ 5,000	26.340.921	13,9%	3.233,00	29,87%
5,000 < X ≤ 10,000	56.693.807	29,9%	4.181,00	38,63%
10,000 < X ≤ 15,000	33.058.163	17,5%	1.477,00	13,65%
15,000 < X ≤ 20,000	21.053.341	11,1%	736,00	6,80%
20,000 < X ≤ 25,000	15.307.390	8,1%	440,00	4,07%
25,000 < X ≤ 30,000	13.238.630	7,0%	327,00	3,02%
30,000 < X ≤ 35,000	9.237.765	4,9%	193,00	1,78%
35,000 < X ≤ 40,000	6.617.436	3,5%	123,00	1,14%
40,000 < X ≤ 45,000	2.335.891	1,2%	39,00	0,36%
45,000 < X ≤ 50,000	2.396.151	1,3%	36,00	0,33%
50,000 < X ≤ 55,000	863.796	0,5%	11,00	0,10%
55,000 < X ≤ 60,000	701.442	0,4%	9,00	0,08%
60,000 < X ≤ 65,000	709.680	0,4%	9,00	0,08%
65,000 < X ≤ 70,000	161.815	0,1%	2,00	0,02%
70,000 < X ≤ 75,000	225.158	0,1%	2,00	0,02%
75,000 < X	370.480	0,2%	4,00	0,04%
Total	189.311.865,23	100,00%	10.822	100,00%

Statistics in EUR

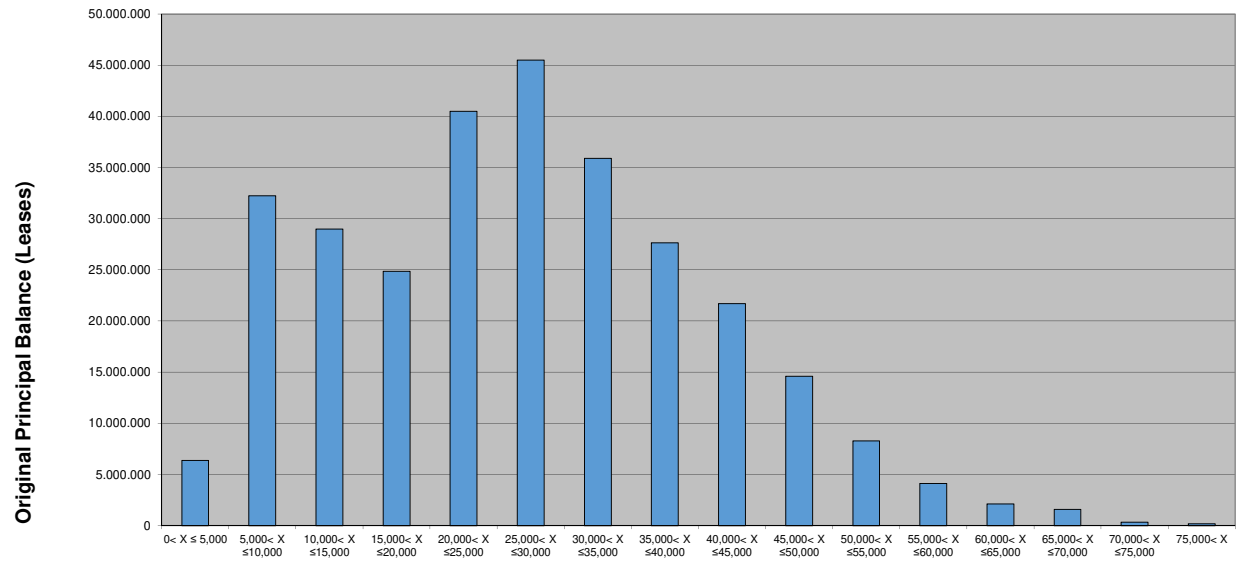
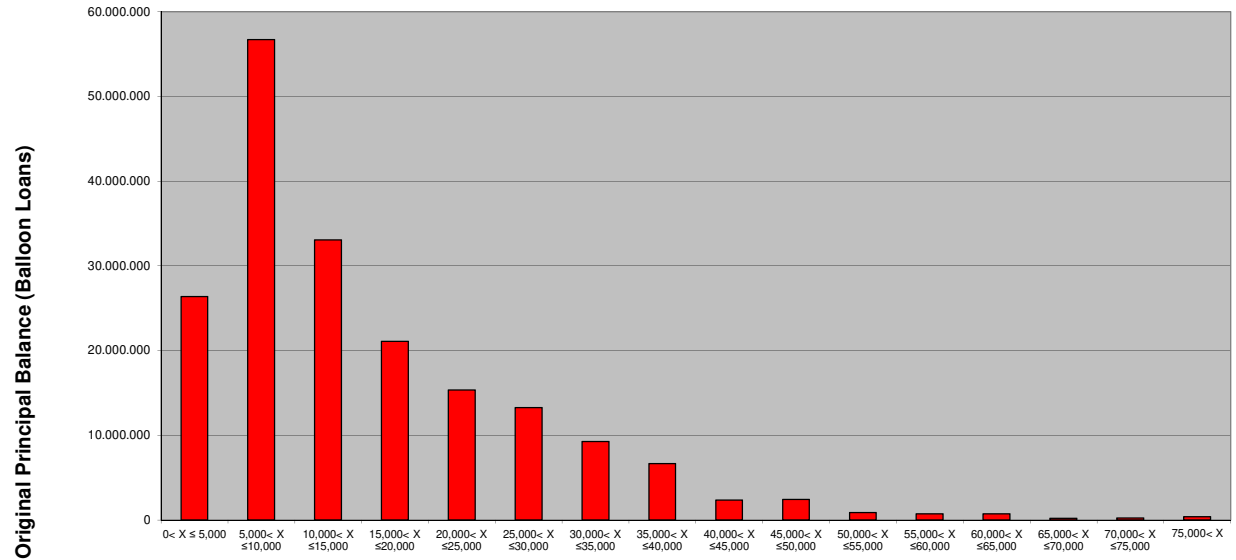
<i>Leases</i>				
<i>Original Principal Balance (Ranges in EUR)</i>	<i>Original Principal Balance in EUR</i>	<i>Percentage of Balance</i>	<i>Number of Loans</i>	<i>Percentage of Loans</i>
0 < X ≤ 5,000	6.363.403	2,2%	1.063,00	3,21%
5,000 < X ≤ 10,000	32.245.892	10,9%	7.014,00	21,21%
10,000 < X ≤ 15,000	28.982.622	9,8%	3.774,00	11,41%
15,000 < X ≤ 20,000	24.848.871	8,4%	2.947,00	8,91%
20,000 < X ≤ 25,000	40.493.101	13,7%	4.783,00	14,47%
25,000 < X ≤ 30,000	45.502.809	15,4%	4.715,00	14,26%
30,000 < X ≤ 35,000	35.908.481	12,2%	3.186,00	9,64%
35,000 < X ≤ 40,000	27.656.559	9,4%	2.158,00	6,53%
40,000 < X ≤ 45,000	21.689.268	7,4%	1.583,00	4,79%
45,000 < X ≤ 50,000	14.601.687	5,0%	949,00	2,87%
50,000 < X ≤ 55,000	8.271.453	2,8%	489,00	1,48%
55,000 < X ≤ 60,000	4.119.527	1,4%	217,00	0,66%
60,000 < X ≤ 65,000	2.102.667	0,7%	101,00	0,31%
65,000 < X ≤ 70,000	1.582.360	0,5%	63,00	0,19%
70,000 < X ≤ 75,000	329.334	0,1%	18,00	0,05%
75,000 < X	185.588	0,1%	4,00	0,01%
Total	294.883.621,93	100,00%	33.064	100,00%

Statistics in EUR

ABEST 21
Monthly Investor Report

5.1 Original PB (Graph)

Reporting Date	05/10/2021		
Payment Date	21/10/2021		
Period No			
Monthly Period	01/09/2021 - 30/09/2021		
Interest Period	from	21/09/2021	to 21/10/2021 =
Collection Period	from	01/09/2021	to 30/09/2021



**ABEST 21
Monthly Investor Report**

5. Original Principal Balance

as of **ISSUE DATE**

Reporting Date	05/10/2021				
Payment Date	21/10/2021				
Period No					
Monthly Period	01/09/2021 - 30/09/2021				
Interest Period	from	21/09/2021	to	21/10/2021	= 30 days
Collection Period	from	01/09/2021	to	30/09/2021	

<i>Balloon Loan</i>				
<i>Current Principal Balance (Ranges in EUR)</i>	<i>Original Principal Balance in EUR</i>	<i>Percentage of Balance</i>	<i>Number of Loans</i>	<i>Percentage of Loans</i>
0 < X ≤ 5,000	25.769.760	13,5%	3.217,00	29,42%
5,000 < X ≤ 10,000	57.114.544	29,9%	4.229,00	38,67%
10,000 < X ≤ 15,000	34.046.600	17,9%	1.532,00	14,01%
15,000 < X ≤ 20,000	21.235.311	11,1%	748,00	6,84%
20,000 < X ≤ 25,000	15.391.650	8,1%	444,00	4,06%
25,000 < X ≤ 30,000	13.129.088	6,9%	329,00	3,01%
30,000 < X ≤ 35,000	8.959.508	4,7%	189,00	1,73%
35,000 < X ≤ 40,000	6.753.052	3,5%	127,00	1,16%
40,000 < X ≤ 45,000	2.451.739	1,3%	42,00	0,38%
45,000 < X ≤ 50,000	2.415.508	1,3%	37,00	0,34%
50,000 < X ≤ 55,000	1.005.060	0,5%	13,00	0,12%
55,000 < X ≤ 60,000	1.111.035	0,6%	13,00	0,12%
60,000 < X ≤ 65,000	702.081	0,4%	9,00	0,08%
65,000 < X ≤ 70,000	158.675	0,1%	2,00	0,02%
70,000 < X ≤ 75,000	221.701	0,1%	2,00	0,02%
75,000 < X	268.305	0,1%	3,00	0,03%
Total	190.733.617,15	100,00%	10.936	100,00%

Statistics in EUR

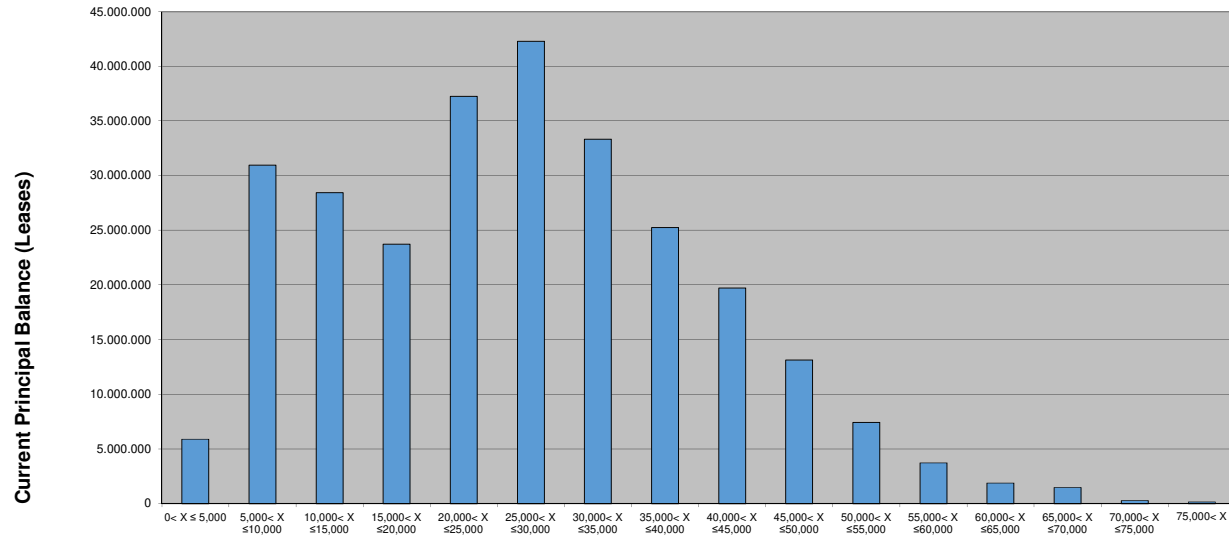
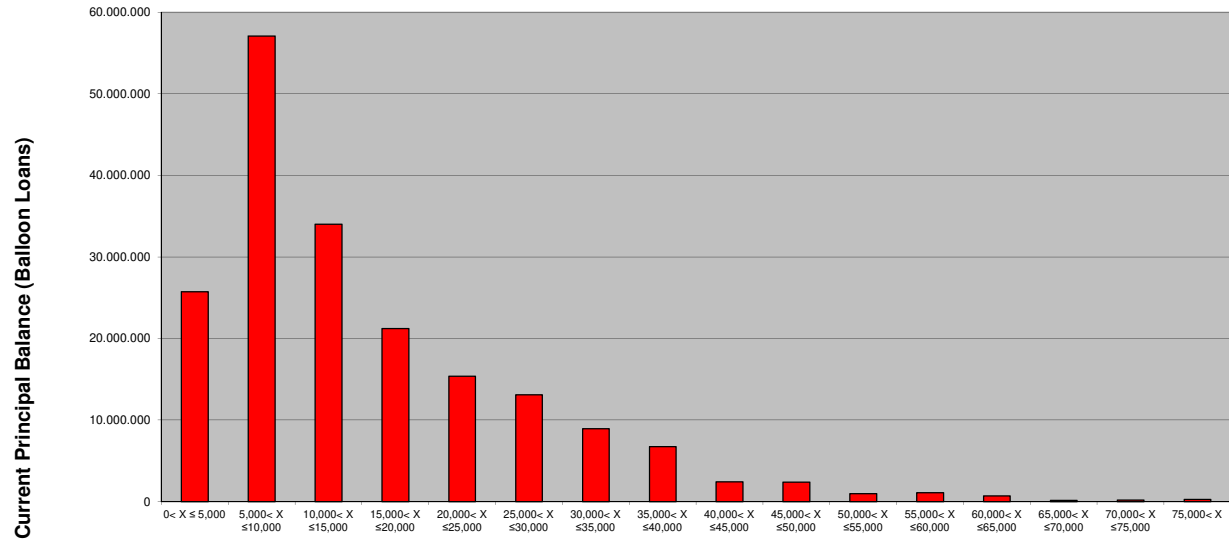
<i>Leases</i>				
<i>Current Principal Balance (Ranges in EUR)</i>	<i>Original Principal Balance in EUR</i>	<i>Percentage of Balance</i>	<i>Number of Loans</i>	<i>Percentage of Loans</i>
0 < X ≤ 5,000	5.891.324	2,1%	1.052,00	3,19%
5,000 < X ≤ 10,000	30.932.791	11,3%	7.115,00	21,56%
10,000 < X ≤ 15,000	28.424.827	10,3%	3.910,00	11,85%
15,000 < X ≤ 20,000	23.713.406	8,6%	2.961,00	8,97%
20,000 < X ≤ 25,000	37.241.806	13,6%	4.699,00	14,24%
25,000 < X ≤ 30,000	42.268.204	15,4%	4.659,00	14,12%
30,000 < X ≤ 35,000	33.305.304	12,1%	3.150,00	9,55%
35,000 < X ≤ 40,000	25.226.268	9,2%	2.102,00	6,37%
40,000 < X ≤ 45,000	19.710.656	7,2%	1.551,00	4,70%
45,000 < X ≤ 50,000	13.134.098	4,8%	923,00	2,80%
50,000 < X ≤ 55,000	7.421.376	2,7%	476,00	1,44%
55,000 < X ≤ 60,000	3.728.374	1,4%	212,00	0,64%
60,000 < X ≤ 65,000	1.883.913	0,7%	100,00	0,30%
65,000 < X ≤ 70,000	1.460.081	0,5%	63,00	0,19%
70,000 < X ≤ 75,000	279.325	0,1%	17,00	0,05%
75,000 < X	166.756	0,1%	4,00	0,01%
Total	274.788.508,52	100,00%	32.994	100,00%

Statistics in EUR

ABEST 21
Monthly Investor Report

5.1 Original PB (Graph)

Reporting Date	05/10/2021				
Payment Date	21/10/2021				
Period No					
Monthly Period	01/09/2021 - 30/09/2021				
Interest Period	from	21/09/2021	to	21/10/2021	= 30 days
Collection Period	from	01/09/2021	to	30/09/2021	



ABEST 21
Monthly Investor Report

7. Borrower Concentration

Reporting Date	05/10/2021				
Payment Date	21/10/2021				
Period No					
Monthly Period	01/09/2021 - 30/09/2021				
Interest Period	from	21/09/2021	to	21/10/2021	= 30 days
Collection Period	from	01/09/2021	to	30/09/2021	

No	Current Principal Balance in EUR	Percentage of Balance	Number of Loans
1	389.550,29	0,08%	34
2	307.692,29	0,07%	56
3	297.288,08	0,06%	12
4	294.338,16	0,06%	28
5	292.689,97	0,06%	27
6	292.322,23	0,06%	11
7	191.447,73	0,04%	10
8	188.345,59	0,04%	3
9	179.299,33	0,04%	3
10	172.406,48	0,04%	5
11	164.750,72	0,04%	11
12	162.585,96	0,03%	1
13	155.469,57	0,03%	3
14	144.016,41	0,03%	9
15	128.984,36	0,03%	14
16	127.093,04	0,03%	2
17	122.771,30	0,03%	4
18	121.778,34	0,03%	2
19	117.758,99	0,03%	2
20	117.054,22	0,03%	2
	3.967.643,06	0,85%	239

ABEST 21
Monthly Investor Report

8. Geographical Distribution

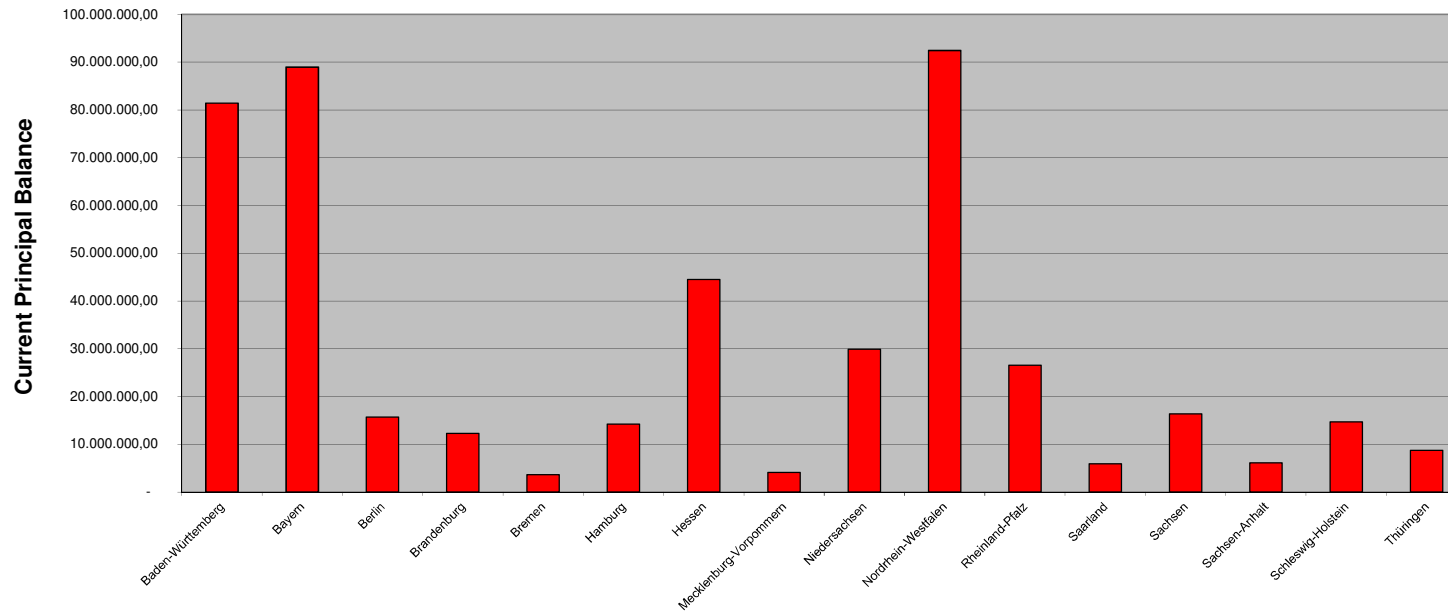
Reporting Date	05/10/2021				
Payment Date	21/10/2021				
Period No					
Monthly Period	01/09/2021 - 30/09/2021				
Interest Period	from	21/09/2021	to	21/10/2021	= 30 days
Collection Period	from	01/09/2021	to	30/09/2021	

State	Current Principal Balance in EUR	Percentage of Balance	Number of Loans	Percentage of Loans
Outside of Germany	-	0,0%	-	0,0%
Baden-Württemberg	81.379.934,46	17,5%	7.342	16,7%
Bayern	88.932.783,30	19,1%	8.204	18,7%
Berlin	15.711.763,35	3,4%	2.016	4,6%
Brandenburg	12.289.371,07	2,6%	1.321	3,0%
Bremen	3.669.406,73	0,8%	295	0,7%
Hamburg	14.211.568,41	3,1%	1.360	3,1%
Hessen	44.498.291,06	9,6%	4.050	9,2%
Mecklenburg-Vorpomm	4.105.018,97	0,9%	338	0,8%
Niedersachsen	29.871.912,46	6,4%	2.683	6,1%
Nordrhein-Westfalen	92.447.118,45	19,9%	8.891	20,2%
Rheinland-Pfalz	26.566.424,23	5,7%	2.314	5,3%
Saarland	5.900.377,42	1,3%	524	1,2%
Sachsen	16.367.319,64	3,5%	1.632	3,7%
Sachsen-Anhalt	6.094.943,81	1,3%	634	1,4%
Schleswig-Holstein	14.716.015,02	3,2%	1.357	3,1%
Thüringen	8.759.877,29	1,9%	969	2,2%
Total	465.522.125,67	100,00%	43.930	100,00%

ABEST 21
Monthly Investor Report

8.1 Geographical Distribution (Graph)

Reporting Date	05/10/2021				
Payment Date	21/10/2021				
Period No					
Monthly Period	01/09/2021 - 30/09/2021				
Interest Period	from	21/09/2021	to	21/10/2021	= 30 days
Collection Period	from	01/09/2021	to	30/09/2021	



ABEST 21
Monthly Investor Report

9. Object Type

Reporting Date	05/10/2021				
Payment Date	21/10/2021				
Period No					
Monthly Period	01/09/2021 - 30/09/2021				
Interest Period	from	21/09/2021	to	21/10/2021	= 30 days
Collection Period	from	01/09/2021	to	30/09/2021	

<i>Balloon Loan</i>				
<i>Object Type</i>	<i>Current Principal Balance in EUR</i>	<i>Percentage of Balance</i>	<i>Number of Loans</i>	<i>Percentage of Loans</i>
Car	170.810.812,32	89,6%	9.828	89,87%
LCV	19.922.804,83	10,4%	1.108	10,13%
Total	190.733.617,15	100%	10.936	100%

<i>Leases</i>				
<i>Object Type</i>	<i>Current Principal Balance in EUR</i>	<i>Percentage of Balance</i>	<i>Number of Loans</i>	<i>Percentage of Loans</i>
Car	243.880.528,68	88,75%	28.867	87,49%
LCV	30.907.979,84	11,25%	4.127	12,51%
Total	274.788.508,52	100%	32.994	100%

ABEST 21
Monthly Investor Report

10. Insurances

Reporting Date			05/10/2021		
Payment Date			21/10/2021		
Period No					
Monthly Period			01/09/2021 - 30/09/2021		
Interest Period	from	21/09/2021	to	21/10/2021	= 30 days
Collection Period	from	01/09/2021	to	30/09/2021	

<i>Contract Type</i>	<i>CPI</i>	<i>GAP</i>	<i>Current Principal Balance in EUR</i>	<i>Percentage of Balance</i>
Balloon Loans	1.380.720,21	2.115.039,45	190.733.617,15	1,8%
Leases	0,00	0,00	274.788.508,52	0,0%
Total	1.380.720,21	2.115.039,45	465.522.125,67	0,8%

ABEST 21
Monthly Investor Report

11. Type of Contract

Reporting Date	05/10/2021				
Payment Date	21/10/2021				
Period No					
Monthly Period	01/09/2021 - 30/09/2021				
Interest Period	from	21/09/2021	to	21/10/2021	= 30 days
Collection Period	from	01/09/2021	to	30/09/2021	

<i>Loan Type</i>	<i>Number of Loans</i>	<i>Percentage of Loans in %</i>	<i>Loan Principal in EUR</i>	<i>% of Current Outstanding</i>
Balloon Loans new cars	7.394	16,8%	129.782.289	27,9%
Balloon Loans used cars	3.542	8,1%	60.951.328	13,1%
Leases new cars	32.994	75,1%	274.788.509	59,0%
Total	43.930	100%	465.522.125,67	100,0%

**ABEST 21
Monthly Investor Report**

12. Customer Yield

Reporting Date	05/10/2021		
Payment Date	21/10/2021		
Period No			
Monthly Period	01/09/2021 - 30/09/2021		
Interest Period	from	21/09/2021	to 21/10/2021 = 30 days
Collection Period	from	01/09/2021	to 30/09/2021

<i>Balloon Loan</i>				
<i>Yield Range</i>	<i>Current Principal Balance in EUR</i>	<i>Percentage of Balance</i>	<i>Number of Loans</i>	<i>Percentage of Loans</i>
0 to 1%	14.370.950,37	7,53%	594	5,43%
1,01 to 2%	20.261.742,87	10,62%	911	8,33%
2,01 to 3%	57.248.921,55	30,02%	3.328	30,43%
3,01 to 4%	77.369.690,59	40,56%	4.514	41,28%
4,01 to 5%	18.372.008,80	9,63%	1.297	11,86%
5,01 to 6%	2.911.802,72	1,53%	274	2,51%
6,01 to 7%	196.164,15	0,10%	17	0,16%
7,01 to 8%	2.336,10	0,00%	1	0,01%
8,01 to 9%	0,00	0,00%	0	0,00%
9,01 to 10%	0,00	0,00%	0	0,00%
> 10%	0,00	0,00%	0	0,00%
Total	190.733.617,15	100%	10.936,00	100%

Statistics	in %
WA Interest	3,18

*runs from .00 to .99

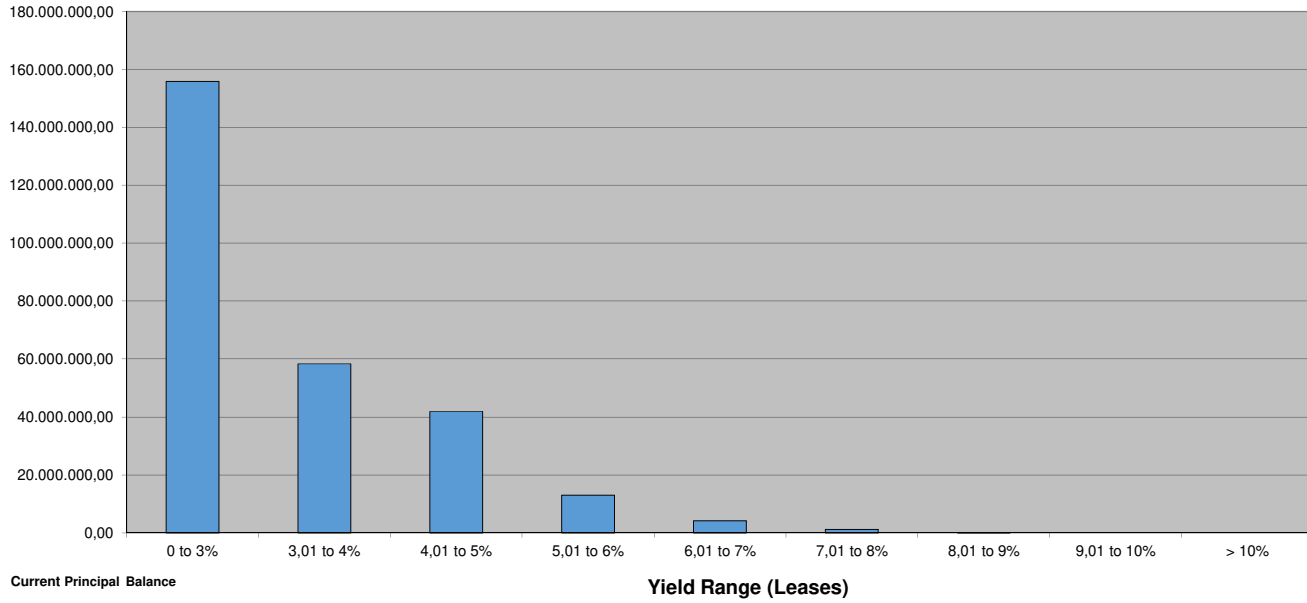
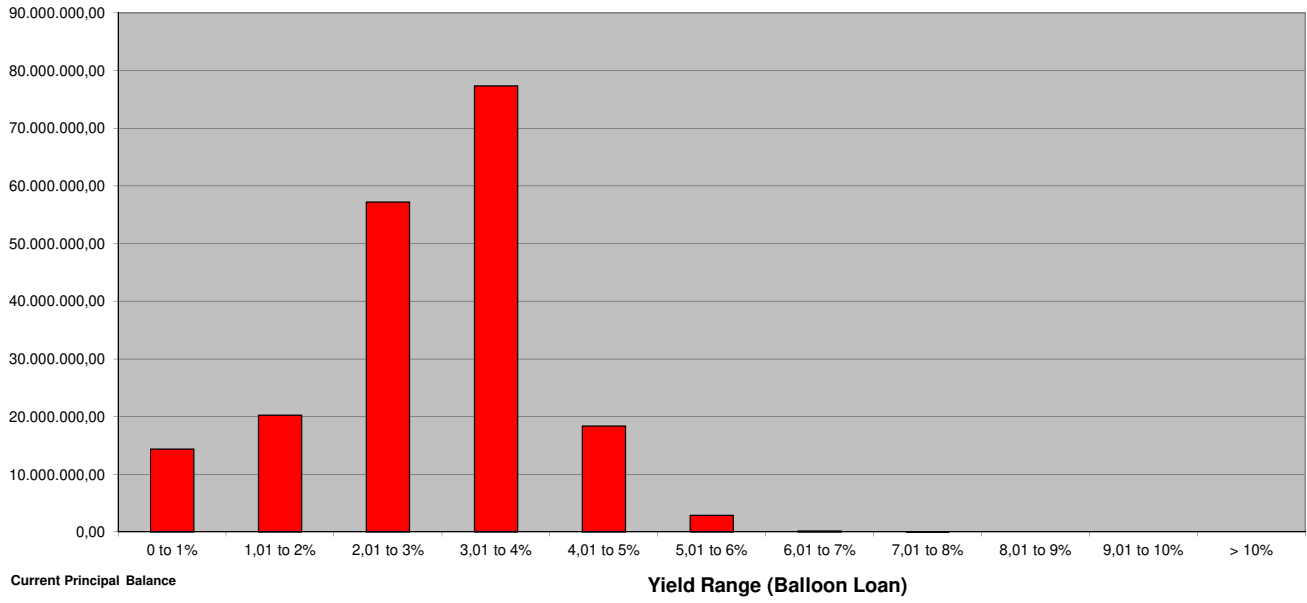
<i>Leases</i>				
<i>Yield Range</i>	<i>Current Principal Balance in EUR</i>	<i>Percentage of Balance</i>	<i>Number of Loans</i>	<i>Percentage of Loans</i>
0 to 3%	155.872.725,85	56,72%	15.704	47,60%
3,01 to 4%	58.362.542,59	21,24%	8.679	26,30%
4,01 to 5%	41.874.348,05	15,24%	5.952	18,04%
5,01 to 6%	13.090.178,28	4,76%	1.848	5,60%
6,01 to 7%	4.274.856,09	1,56%	606	1,84%
7,01 to 8%	1.226.853,28	0,45%	193	0,58%
8,01 to 9%	87.004,38	0,03%	12	0,04%
9,01 to 10%	0,00	0,00%	0	0,00%
> 10%	0,00	0,00%	0	0,00%
Total	274.788.508,52	100%	32.994,00	100%

Statistics	in %
WA Interest	3,21

**ABEST 21
Monthly Investor Report**

12.1 Customer Yield (Graph)

Reporting Date	05/10/2021				
Payment Date	21/10/2021				
Period No					
Monthly Period	01/09/2021 - 30/09/2021				
Interest Period	from	21/09/2021	to	21/10/2021	= 30 days
Collection Period	from	01/09/2021	to	30/09/2021	



**ABEST 21
Monthly Investor Report**

13. Seasoning

Reporting Date	05/10/2021				
Payment Date	21/10/2021				
Period No					
Monthly Period	01/09/2021 - 30/09/2021				
Interest Period	from	21/09/2021	to	21/10/2021	= 30 days
Collection Period	from	01/09/2021	to	30/09/2021	

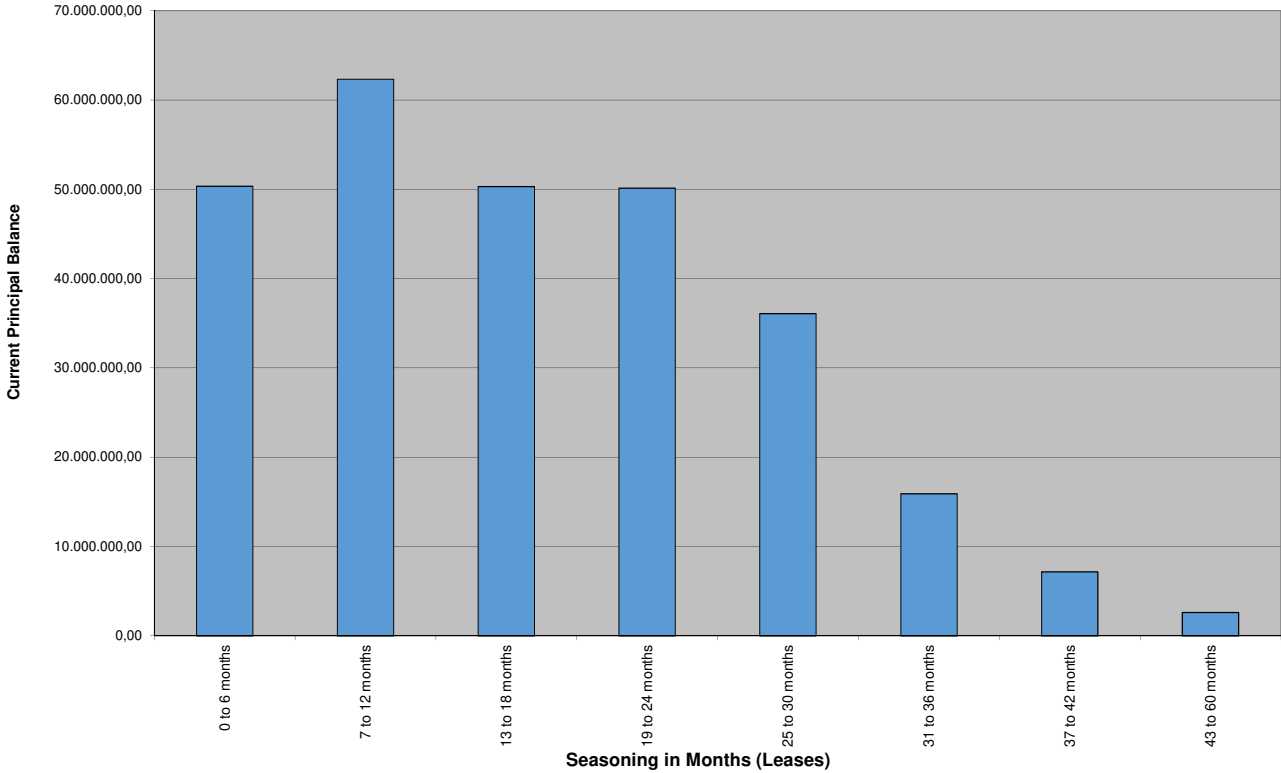
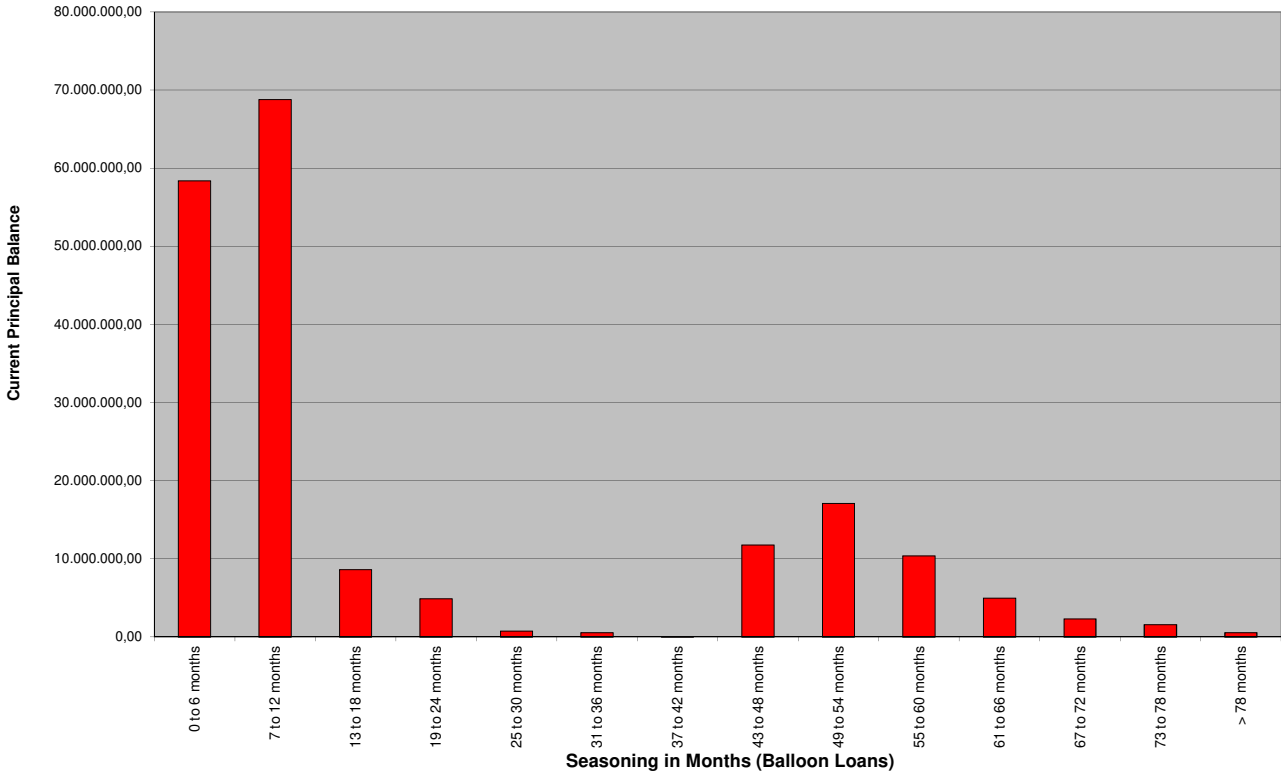
<i>Balloon Loan</i>				
<i>Seasoning in Months</i>	<i>Current Principal Balance in EUR</i>	<i>Percentage of Balance</i>	<i>Number of Loans</i>	<i>Percentage of Loans</i>
0 to 6 months	58.392.674,61	30,61%	2.430	22,22%
7 to 12 months	68.798.278,24	36,07%	3.242	29,65%
13 to 18 months	8.617.507,93	4,52%	377	3,45%
19 to 24 months	4.883.998,90	2,56%	241	2,20%
25 to 30 months	762.246,77	0,40%	47	0,43%
31 to 36 months	538.484,69	0,28%	31	0,28%
37 to 42 months	69.142,16	0,04%	5	0,05%
43 to 48 months	11.767.465,87	6,17%	874	7,99%
49 to 54 months	17.082.310,05	8,96%	1.529	13,98%
55 to 60 months	10.369.698,69	5,44%	969	8,86%
61 to 66 months	4.990.521,68	2,62%	530	4,85%
67 to 72 months	2.311.381,82	1,21%	302	2,76%
73 to 78 months	1.579.793,09	0,83%	237	2,17%
> 78 months	570.112,65	0,30%	122	1,12%
Total	190.733.617,15	100,00%	10.936	100,00%

<i>Leases</i>				
<i>Seasoning in Months</i>	<i>Current Principal Balance in EUR</i>	<i>Percentage of Balance</i>	<i>Number of Loans</i>	<i>Percentage of Loans</i>
0 to 6 months	50.318.605,40	18,31%	4.087	12,39%
7 to 12 months	62.323.290,36	22,68%	5.332	16,16%
13 to 18 months	50.295.177,28	18,30%	5.065	15,35%
19 to 24 months	50.114.555,34	18,24%	6.374	19,32%
25 to 30 months	36.067.804,80	13,13%	5.724	17,35%
31 to 36 months	15.909.399,15	5,79%	3.664	11,11%
37 to 42 months	7.159.274,00	2,61%	1.677	5,08%
43 to 60 months	2.600.402,19	0,95%	1.071	3,25%
Total	274.788.508,52	100,00%	32.994	100,00%

**ABEST 21
Monthly Investor Report**

13.1 Seasoning (Graph)

Reporting Date	05/10/2021		
Payment Date	21/10/2021		
Period No			
Monthly Period	01/09/2021 - 30/09/2021		
Interest Period	from	21/09/2021	to 21/10/2021 = 30 days
Collection Period	from	01/09/2021	to 30/09/2021



ABEST 21
Monthly Investor Report

14. Remaining Term

Reporting Date	05/10/2021			
Payment Date	21/10/2021			
Period No				
Monthly Period	01/09/2021 - 30/09/2021			
Interest Period	from	21/09/2021	to	21/10/2021 = 30 days
Collection Period	from	01/09/2021	to	30/09/2021

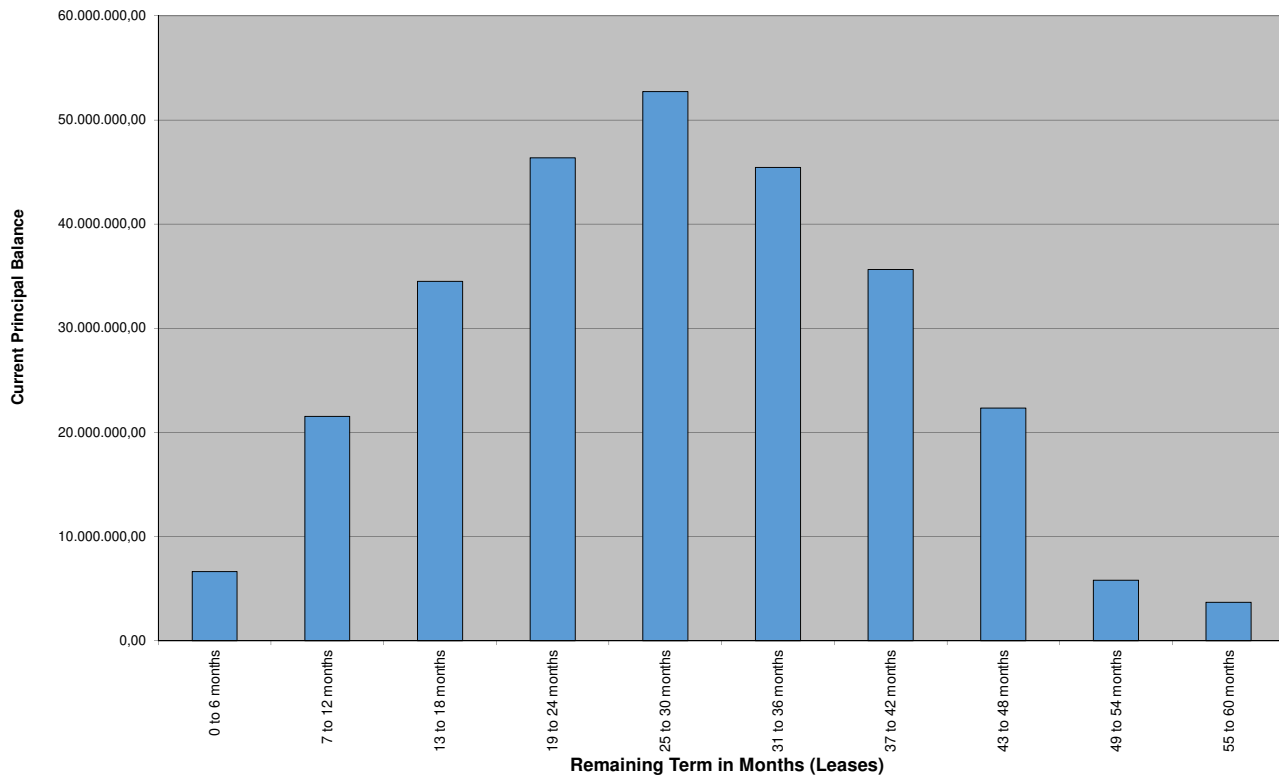
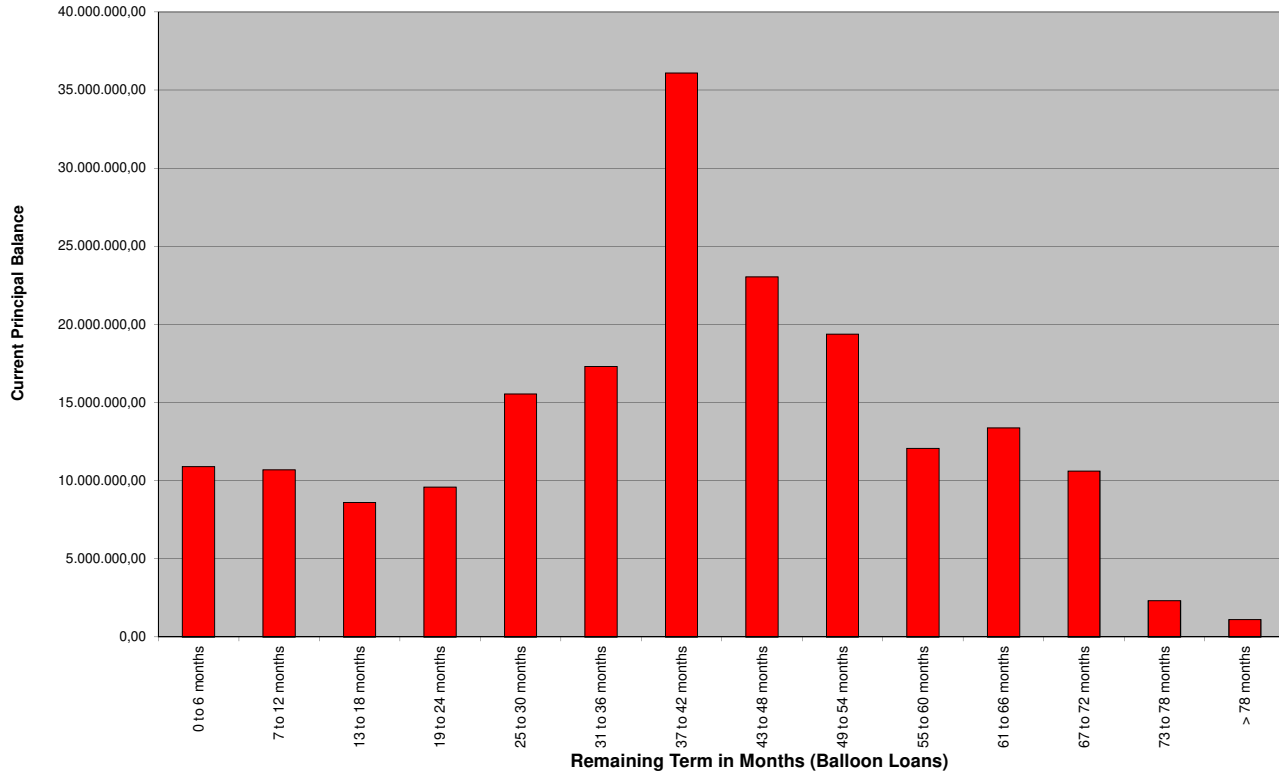
<i>Balloon Loan</i>				
<i>Remaining Term in Months</i>	<i>Current Principal Balance in EUR</i>	<i>Percentage of Balance</i>	<i>Number of Loans</i>	<i>Percentage of Loans</i>
0 to 6 months	10.899.010,68	5,71%	2.430	22,22%
7 to 12 months	10.709.865,77	5,62%	3.242	29,65%
13 to 18 months	8.601.504,25	4,51%	377	3,45%
19 to 24 months	9.597.064,41	5,03%	241	2,20%
25 to 30 months	15.547.981,56	8,15%	47	0,43%
31 to 36 months	17.320.218,63	9,08%	31	0,28%
37 to 42 months	36.100.974,23	18,93%	5	0,05%
43 to 48 months	23.039.467,71	12,08%	874	7,99%
49 to 54 months	19.377.924,90	10,16%	1.529	13,98%
55 to 60 months	12.072.945,09	6,33%	969	8,86%
61 to 66 months	13.390.464,67	7,02%	530	4,85%
67 to 72 months	10.627.763,52	5,57%	302	2,76%
73 to 78 months	2.333.869,10	1,22%	237	2,17%
> 78 months	1.114.562,63	0,58%	122	1,12%
Total	190.733.617,15	100,00%	10.936	100,00%

<i>Leases</i>				
<i>Remaining Term in Months</i>	<i>Current Principal Balance in EUR</i>	<i>Percentage of Balance</i>	<i>Number of Loans</i>	<i>Percentage of Loans</i>
0 to 6 months	6.659.175,64	2,42%	3.385	10,26%
7 to 12 months	21.559.124,38	7,85%	4.940	14,97%
13 to 18 months	34.517.494,10	12,56%	5.281	16,01%
19 to 24 months	46.369.509,41	16,87%	5.442	16,49%
25 to 30 months	52.728.439,63	19,19%	4.895	14,84%
31 to 36 months	45.457.071,64	16,54%	3.921	11,88%
37 to 42 months	35.651.207,14	12,97%	2.917	8,84%
43 to 48 months	22.347.678,86	8,13%	1.680	5,09%
49 to 54 months	5.809.790,43	2,11%	326	0,99%
55 to 60 months	3.689.017,29	1,34%	207	0,63%
Total	274.788.508,52	100,00%	32.994	100,00%

**ABEST 21
Monthly Investor Report**

14.1 Remaining Term (Graph)

Reporting Date	05/10/2021		
Payment Date	21/10/2021		
Period No			
Monthly Period	01/09/2021 - 30/09/2021		
Interest Period	from	21/09/2021	to 21/10/2021 = 30 days
Collection Period	from	01/09/2021	to 30/09/2021



**ABEST 21
Monthly Investor Report**

15. Original Term

Reporting Date	05/10/2021			
Payment Date	21/10/2021			
Period No				
Monthly Period	01/09/2021 - 30/09/2021			
Interest Period	from	21/09/2021	to	21/10/2021 = 30 days
Collection Period	from	01/09/2021	to	30/09/2021

<i>Balloon Loan</i>				
<i>Remaining Term in Months</i>	<i>Current Principal Balance in EUR</i>	<i>Percentage of Balance</i>	<i>Number of Loans</i>	<i>Percentage of Loans</i>
0 to 6 months	15.105,31	0,01%	2	0,02%
7 to 12 months	337.017,54	0,18%	33	0,30%
13 to 18 months	425.551,48	0,22%	24	0,22%
19 to 24 months	2.521.358,14	1,32%	156	1,43%
25 to 30 months	312.716,79	0,16%	22	0,20%
31 to 36 months	16.428.511,04	8,61%	740	6,77%
37 to 42 months	578.732,81	0,30%	30	0,27%
43 to 48 months	63.346.392,77	33,21%	3.105	28,39%
49 to 54 months	986.204,15	0,52%	45	0,41%
55 to 60 months	46.154.728,64	24,20%	2.673	24,44%
61 to 66 months	1.224.768,00	0,64%	90	0,82%
67 to 72 months	19.111.290,09	10,02%	1.127	10,31%
73 to 78 months	1.752.114,89	0,92%	106	0,97%
> 78 months	37.539.125,50	19,68%	2.783	25,45%
Total	190.733.617,15	100,00%	10.936	100,00%

Statistics	
WA Original Term	59,26

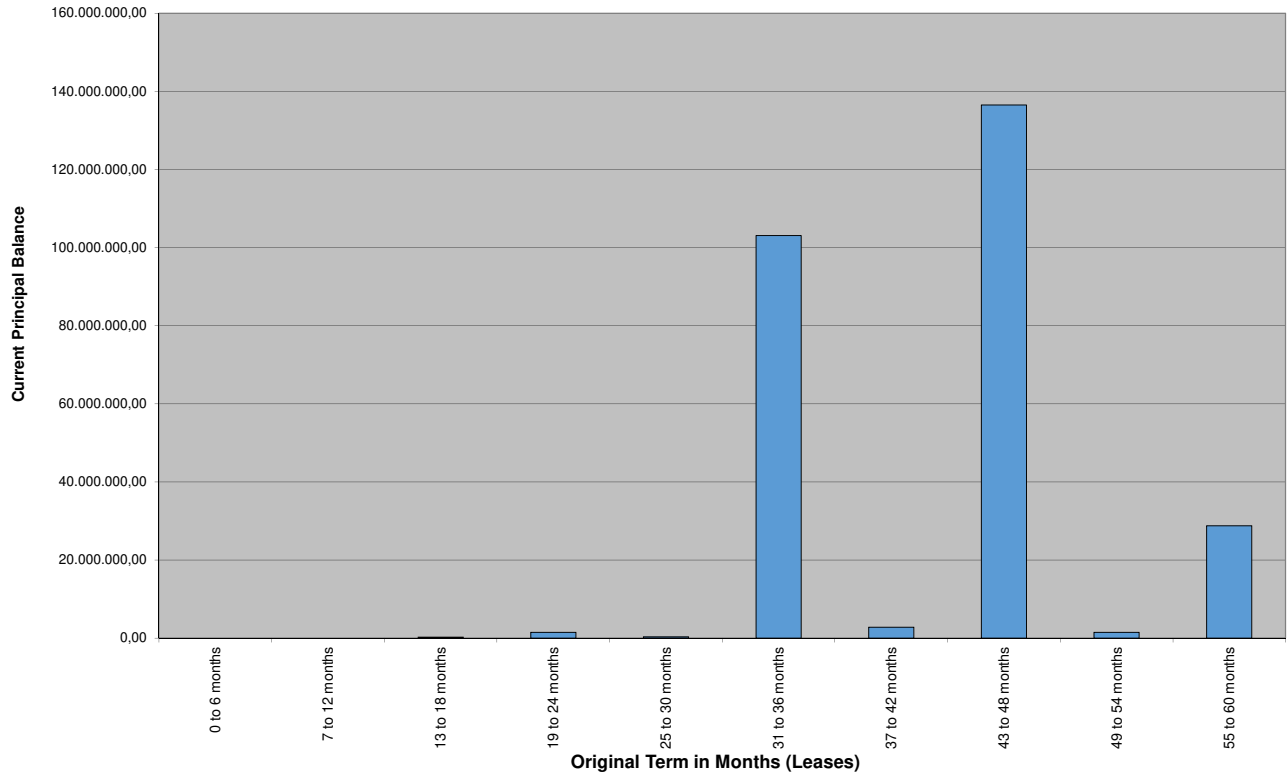
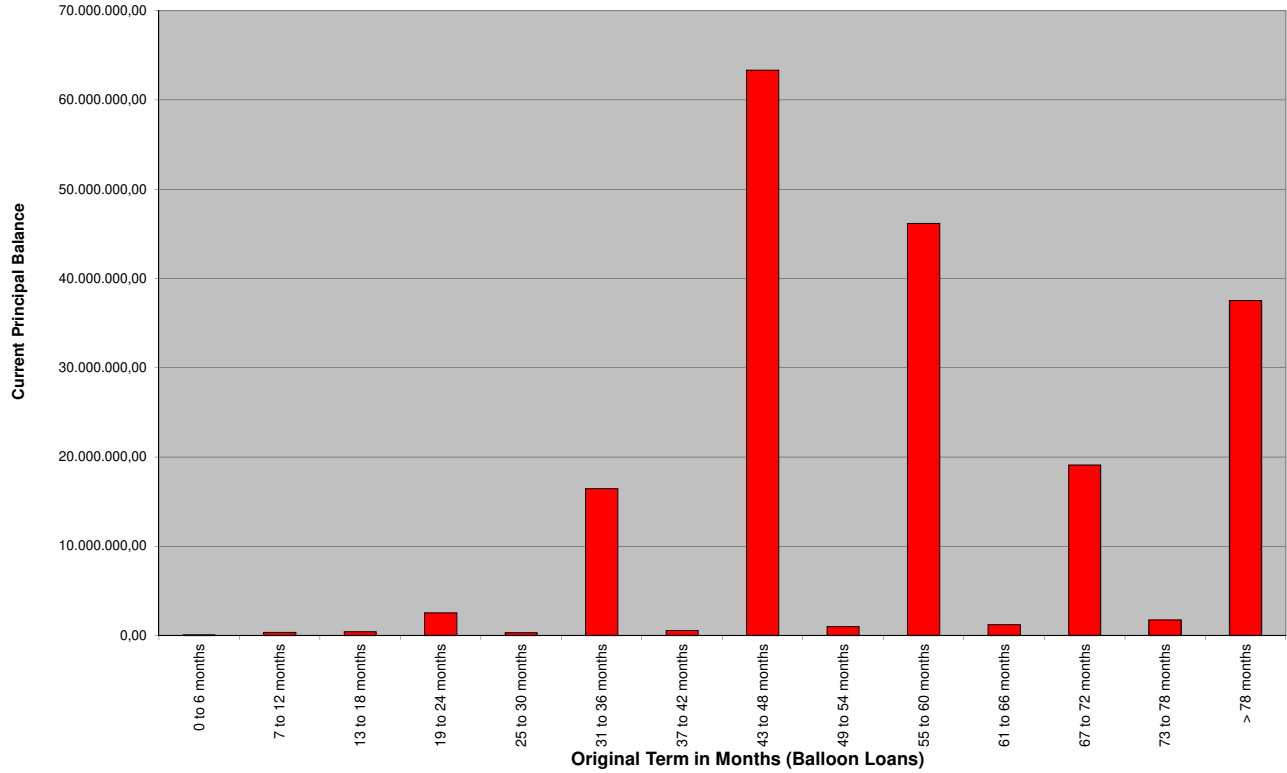
<i>Leases</i>				
<i>Remaining Term in Months</i>	<i>Current Principal Balance in EUR</i>	<i>Percentage of Balance</i>	<i>Number of Loans</i>	<i>Percentage of Loans</i>
0 to 6 months	0,00	0,00%	0	0,00%
7 to 12 months	0,00	0,00%	0	0,00%
13 to 18 months	265.505,03	0,10%	317	0,96%
19 to 24 months	1.505.716,04	0,55%	540	1,64%
25 to 30 months	333.689,53	0,12%	59	0,18%
31 to 36 months	103.099.009,12	37,52%	13.844	41,96%
37 to 42 months	2.744.555,95	1,00%	235	0,71%
43 to 48 months	136.538.247,46	49,69%	15.625	47,36%
49 to 54 months	1.506.550,61	0,55%	139	0,42%
55 to 60 months	28.795.234,78	10,48%	2.235	6,77%
Total	274.788.508,52	100,00%	32.994	100,00%

Statistics	
WA Original Term	44,52

**ABEST 21
Monthly Investor Report**

15.1 Original Term (Graph)

Reporting Date	05/10/2021					
Payment Date	21/10/2021					
Period No						
Monthly Period	01/09/2021 - 30/09/2021					
Interest Period	from	21/09/2021	to	21/10/2021	=	30 days
Collection Period	from	01/09/2021	to	30/09/2021		



**ABEST 21
Monthly Investor Report**

16. Manufacturer

Reporting Date	05/10/2021				
Payment Date	21/10/2021				
Period No					
Monthly Period	01/09/2021 - 30/09/2021				
Interest Period	from	21/09/2021	to	21/10/2021	= 30 days
Collection Period	from	01/09/2021	to	30/09/2021	

<i>Manufacturer</i>	<i>Current Principal Balance in EUR</i>	<i>Percentage of Balance</i>	<i>Number of Loans</i>	<i>Percentage of Loans</i>
Alfa Romeo	22.113.090,57	4,75%	1.834	4,17%
Chrysler	0,00	0,00%	0	0,00%
Dodge	21.169,16	0,00%	1	0,00%
Fiat	128.775.569,86	27,66%	17.218	39,19%
Jaguar	64.568.766,69	13,87%	6.300	14,34%
Jeep	60.867.387,06	13,08%	4.710	10,72%
Lancia	71.947,52	0,02%	11	0,03%
LandRover	167.422.069,48	35,96%	12.521	28,50%
Maserati	5.995.979,09	1,29%	234	0,53%
Others	15.686.146,24	3,37%	1.101	2,51%
	465.522.125,67	100,00%	43.930,00	100,00%

ABEST 21
Monthly Investor Report

17. Priority of Payments

Reporting Date	05/10/2021		
Payment Date	21/10/2021		
Period No			
Monthly Period	01/09/2021 - 30/09/2021		
Interest Period	from	21/09/2021	to 21/10/2021 = 30 days
Collection Period	from	01/09/2021	to 30/09/2021

Priority of Payments during the Revolving Period

	N/A
Available Distribution Amount	+
1. Payable Expenses	-
2. To credit into Expenses Account the Withholding Amount	-
3. Remuneration to the Trustee	-
4. Remuneration to the Account Bank, the Calculation Agent, the Principal Paying Agent, the Corporate Servicer, the Servicer, the Back-Up Servicer Facilitator, the Back-Up Servicer (once appointed) and any other invoiced costs	-
5. to pay pari passu and pro rata to the Swap Counterparty	-
6. Interest on Class A	-
7. Interest on Class B	-
8. Interest on Class C	-
9. Interest on Class D	-
10. Interest on Class E	-
11. Required Reserved Amount on the Reserve Account	-
12. Purchase Price of Additional Portfolio	-
13. To credit the Replenishment Amount to the Replenishment Account	-
14. To pay any amount due and payable to the Swap Counterparties resulting from an Event of Default	-
15. To pay to Originator and to Servicer any amount due and payable not already paid	-
16. Interest on Class M	-
17. to pay the Final Excess Spread (if any) to the Class M Noteholder	-

Priority of Payments during the Amortisation Period

	Payment
Available Distribution Amount	+
1. Payable Expenses	-
2. To credit into Expenses Account the Withholding Amount	-
3. Remuneration to the Trustee (including costs and expenses)	-
4. Remuneration to the Account Bank, the Calculation Agent, the Principal Paying Agent, the Corporate Servicer, the Servicer, the Back-Up Servicer Facilitator, the Back-Up Servicer (once appointed) and any other invoiced costs	-
5. to pay pari passu and pro rata to the Swap Counterparty	-
6. Class A Interest Amount	-
7. Class B Interest Amount	-
8. Class C Interest Amount	-
9. Class D Interest Amount	-
10. Class E Interest Amount	-
11. to credit to the Reserve Account the Required Reserve Amount	-
12. to pay pari passu and pro rata, the Class A Redemption Amount	-
13. to pay pari passu and pro rata, the Class B Redemption Amount (provided that Class A Notes have been redeemed in full)	-
14. to pay pari passu and pro rata, the Class C Redemption Amount (provided that Class B Notes have been redeemed in full)	-
15. to pay pari passu and pro rata, the Class D Redemption Amount (provided that Class C Notes have been redeemed in full)	-
16. to pay pari passu and pro rata, the Class E Redemption Amount (provided that Class D Notes have been redeemed in full)	-
17. To pay any amount due and payable to the Swap Counterparties resulting from an Event of Default	-
18. to pay to Originator and to Servicer any amount due and payable not already paid	-
19. Class M Interest Amount	-
20. to pay pari passu and pro rata, the Class M Redemption Amount (provided that Class E Notes have been redeemed in full)	-
21. to pay the Final Excess Spread (if any) to the Class M Noteholder	-

ABEST 21
Monthly Investor Report

18. Transaction Costs

Reporting Date	05/10/2021				
Payment Date	21/10/2021				
Period No					
Monthly Period	01/09/2021 - 30/09/2021				
Interest Period	from	21/09/2021	to	21/10/2021	= 30 days
Collection Period	from	01/09/2021	to	30/09/2021	

	486.600.000,0	400.000.000,0	20.700.000,0	20.200.000,0	15.500.000,0	12.700.000,0	17.500.000,0
Transaction Costs	All notes	Class A	Class B	Class C	Class D	Class E	Class M
Senior Expenses	47.805,31 €	<u>39.297,42</u>	<u>2.033,64</u>	<u>1.984,52</u>	<u>1.522,77</u>	<u>1.247,69</u>	<u>1.719,26</u>
Interest accrued for the Period	235.662,50 €	46.000,00 €	11.212,50 €	21.041,67 €	25.575,00 €	37.041,67 €	94.791,67 €
Interest Payments	235.662,50 €	46.000,00 €	11.212,50 €	21.041,67 €	25.575,00 €	37.041,67 €	94.791,67 €
Unpaid Interest for the Period							
Cumulative Unpaid Interest							

ABEST 21
Monthly Investor Report

19. Swap Counterparty Data

Reporting Date	05/10/2021				
Payment Date	21/10/2021				
Period No					
Monthly Period	01/09/2021 - 30/09/2021				
Interest Period	from	21/09/2021	to	21/10/2021	= 30 days
Collection Period	from	01/09/2021	to	30/09/2021	

Swap Counterparty Data

Swap Counterparty Provider

FCA BANK Deutschland GMBH

Swap Data

Swap Type		IRS
Notional Amount		400.000.000,00
Fixed Rate	-	0,42
Floating Rate (Euribor)	-	0,5620
Net Swap Payments		-47.333,33

ABEST 21
Monthly Investor Report

20. Retention

Reporting Date	05/10/2021				
Payment Date	21/10/2021				
Period No					
Monthly Period	01/09/2021 - 30/09/2021				
Interest Period	from	21/09/2021	to	21/10/2021	= 30 days
Collection Period	from	01/09/2021	to	30/09/2021	

Retention according to Article 6 of Regulation (EU) No 2017/2402

Net Economic Interest Retained by the Originator	Outstanding Balance	Percentage of Outstanding Portfolio (%)
Class A Notes	400.000.000,00	85,93%
Class B Notes	20.700.000,00	4,45%
Class C Notes	20.200.000,00	4,34%
Class D Notes	15.500.000,00	3,33%
Class E Notes	12.700.000,00	2,73%
Class M Notes	17.500.000,00	3,76%

Retention Amount	EUR	%
Minimum Retention Class A	23.276.200,00	5,00%
Minimum Retention Class B	23.276.200,00	5,00%
Minimum Retention Class C	23.276.200,00	5,00%
Minimum Retention Class D	23.276.200,00	5,00%
Minimum Retention Class E	23.276.200,00	5,00%
Minimum Retention Class M	23.276.200,00	5,00%

Actual Retention Class A	-	0,00%
Actual Retention Class B	20.700.000,00	100,00%
Actual Retention Class C	20.200.000,00	100,00%
Actual Retention Class D	15.500.000,00	100,00%
Actual Retention Class E	12.700.000,00	100,00%
Actual Retention Class M	17.500.000,00	100,00%

The Originator will retain for the life of the Transaction a material net economic interest of not less than 5 per cent. in the Transaction in accordance with Article 6 of Regulation (EU) No 2017/2402 of the European Parliament and of the Council of 12 December 2017 laying down a general framework for securitisation and creating a specific framework for simple, transparent and standardised securitisation, and amending Directives 2009/65/EC, 2009/138/EC and 2011/61/EU and Regulations (EC) No. 1060/2009 and (EU) No. 648/2012 (as amended) (the "European Securitisation Regulation"), provided that the level of retention may reduce over time in compliance with Article 10 (2) of Commission Delegated Regulation 625/2014 (the "Retention RTS"). As of the Issue Date and thereafter on an on-going basis, the Originator will retain the Class M Notes (the "Retained Notes") representing not less than 5 per cent. of the nominal value of the securitised exposures, as set out in Article 6(3)(d) of the European Securitisation Regulation.

**ABEST 21
Monthly Investor Report**

21. Counterparties I

Reporting Date	05/10/2021				
Payment Date	21/10/2021				
Period No					
Monthly Period	01/09/2021 - 30/09/2021				
Interest Period	from	21/09/2021	to	21/10/2021	= 30 days
Collection Period	from	01/09/2021	to	30/09/2021	

Joint Lead Managers: CA-CIB
Unicredit Bank AG

Transaction Account: The Bank of New York Mellon, Frankfurt Branch

Paying Agent: The Bank of New York Mellon, London Branch

Swap Counterparty: FCA BANK Deutschland GMBH

Moody's			Fitch		
Long Term	Short Term	Outlook	Long Term	Short Term	Outlook
Aa3	P-1	STABLE	A+	F1	NEGATIVE
A2	P-1	NEGATIVE	BBB	F2	NEGATIVE
Aa1	P-1	STABLE	AA	F1+	STABLE
n.a.	n.a.	n.a.	n.a.	n.a.	n.a.
n.a.	n.a.	n.a.	n.a.	n.a.	n.a.

ABEST 21
Monthly Investor Report

22. Counterparties II

Reporting Date	05/10/2021				
Payment Date	21/10/2021				
Period No					
Monthly Period	01/09/2021 - 30/09/2021				
Interest Period	from	21/09/2021	to	21/10/2021	= 30 days
Collection Period	from	01/09/2021	to	30/09/2021	

Transaction Security Trustee: STICHTING SECURITY TRUSTEE ABEST 21

Data Trustee: DATA CUSTODY AGENT SERVICES B.V.

Rating Agencies: Moody's Fitch Ratings GmbH

Corporate Administration: INTERTRUST MANAGEMENT B.V.

ABEST 21
Monthly Investor Report

23. Issuer Information

Reporting Date	05/10/2021				
Payment Date	21/10/2021				
Period No					
Monthly Period	01/09/2021 - 30/09/2021				
Interest Period	from	21/09/2021	to	21/10/2021	= 30 days
Collection Period	from	01/09/2021	to	30/09/2021	

Deal Name: ABEST 21

Issuer: ABEST 21

Seller of the Receivables: FCA Bank Deutschland GmbH

Servicer Name: FCA Bank Deutschland GmbH

Reporting Entity: Ca-cib Milan

Contact: Doriana Bettini
doriana.bettini@ca-cib.com

**ABEST 21
Monthly Investor Report**

24. Originator. Servicer

Reporting Date	05/10/2021				
Payment Date	21/10/2021				
Period No	0				
Monthly Period	01/09/2021 - 30/09/2021				
Interest Period	from	21/09/2021	to	21/10/2021	= 30 days
Collection Period	from	01/09/2021	to	30/09/2021	

Contact Details

FCA Bank Deutschland GmbH

heike.simon@fcagroup.com

Ratings FCA Bank SpA

(Downgrade Event)

In respect of the Servicer, and only if the Originator acts as Servicer, that the long-term rating of FCA Bank SpA unsecured, unsubordinated and unguaranteed debt obligations falls below Ba3 by Moody's

Moody's
Ba3

ABEST 21
Monthly Investor Report

25. Glossary

Reporting Date	05/10/2021				
Payment Date	21/10/2021				
Period No	0				
Monthly Period	01/09/2021 - 30/09/2021				
Interest Period	from	21/09/2021	to	21/10/2021	= 30 days
Collection Period	from	01/09/2021	to	30/09/2021	

Ca-cib Milano
Calculation Agent
Doriana.bettini@ca-cib.com