

ABEST 16
Monthly Investor Report

Cover Sheet Monthly Investor Report

Reporting Date	03/07/2019			
Payment Date	22/07/2019			
Period No	7			
Monthly Period	01/06/2019 - 30/06/2019			
Interest Period from	21/06/2019	to	22/07/2019	= 31 days
Collection Period from	01/06/2019	to	30/06/2019	

Index	Page
1. Portfolio Information	1
2. Reserve Accounts	2
3. Performance Data	3
4. Outstanding Notes	4
5. Original Principal Balance	5
5.1 Original PB (Graph)	5.1
6. Current Principal Balance	6
6.1 Current PB (Graph)	6.1
7. Borrower Concentration	7
8. Geographical Distribution	8
8.1 Geographical (Graph)	8.1
9. Object Type	9
10. Insurance Coverage	10
11. Contract Type	11
12. Payment Methods	12
13. Customer Yield	13
13.1 Customer Yield (Graph)	13
14. Seasoning	14
14.1 Seasoning (Graph)	14.1
15. Remaining Term	15
15.1 Remaining Term (Graph)	15.1
16. Original Term	16
16.1 Original Term (Graph)	16
17. Manufacturer	17
18. Priority of Payments	18
19. Transaction Costs	19
20. Swap Counterparty Data	20
21. Retention	21
22. Counterparties I	22
23. Counterparties II	23
25. Originator	25
26. Disclaimer	26

ABEST 16
Monthly Investor Report

1. Portfolio Information

Reporting Date	03/07/2019				
Payment Date	22/07/2019				
Period No	7				
Monthly Period	01/06/2019 - 30/06/2019				
Interest Period from	21/06/2019	to	22/07/2019	=	31 days
Collection Period from	01/06/2019	to	30/06/2019		

Outstanding Receivables	No. of Contracts	current period	previous period
		Aggregate Outstanding Principal Amount	Aggregate Outstanding Principal Amount
Beginning of Period (collection period)		622.386.433,58 €	622.409.973,36
Scheduled Principal Payments		10.954.513,54 €	10.990.433,38
Prepayment Principal		4.890.878,55 €	5.095.917,93
Others		1.311.625,68 €	1.619.715,94
Recoveries		- €	-
Total Principal Collections		17.157.017,77 €	17.706.067,25
Total Interest Collections		1.935.142,33 €	2.059.496,08
Defaults		46.522,97	-
End of Period (after Payment Date)	47.177	622.338.956,94 €	622.386.433,58
Balance of the Replenishment account (after Payment Date)		160.338,89 €	160.338,89
Current Prepayment Rate (annualised)		9,43%	9,82%
New sale Offer		17.156.064,10 €	17.682.527,47

ABEST 16
Monthly Investor Report

2. Reserve Accounts

Reporting Date	03/07/2019				
Payment Date	22/07/2019				
Period No	7				
Monthly Period	01/06/2019 - 30/06/2019				
Interest Period	from	21/06/2019	to	22/07/2019	= 31 days
Collection Period	from	01/06/2019	to	30/06/2019	

Notes Balance

Beginning of Period	605.000.000,00
End of Period	605.000.000,00

Reserve Accounts

Reserve Account		in %	euro	Trigger Event y/n
Beginning of Period		1,5%	9.075.000,00 €	no
Cash Outflow	€	-		
Cash Inflow	€	-		
End of Period		1,5%	9.075.000,00 €	
Required Reserve Fund	€	-		

Commingling Reserve

Beginning of Period	19.000.000,00	no
Commingling Reserve Required Amount	-	
Commingling Reserve Distribution Amount	-	
Commingling Reserve Aggregate Distribution Amount	-	
Commingling Reserve Increases Amount	-	
Commingling Reserve Release Amount	-	
End of Period (rounded up to nearest 50.000)	19.000.000,00	

ABEST 16
Monthly Investor Report

3. Performance Data

Reporting Date	03/07/2019				
Payment Date	22/07/2019				
Period No	7				
Monthly Period	01/06/2019 - 30/06/2019				
Interest Period from	21/06/2019	to	22/07/2019	=	31 days
Collection Period from	01/06/2019	to	30/06/2019		

Note Balance

Beginning of Period	605.000.000,00 €
End of Period	605.000.000,00 €

Ratios

3-MRA* 31-60 days past due

31- 60 days past due period before previous period	0,00%
31- 60 days past due previous period	0,00%
31- 60 days past due current period	1.179.523,09 €

3-MRA* 61-90 days past due

61- 90 days past due period before previous period	0,00%
61- 90 days past due previous period	0,00%
61- 90 days past due current period	784.479,36 €

3-MRA* 91-120 days past due

91- 120 days past due period before previous period	0,00%
91- 120 days past due previous period	0,00%
91- 120 days past due current period	345.587,55 €

Early Amortisation Event

Cumulative Default Level

Cumulative Default Level period before previous period	0,00%
Cumulative Default Level previous period	0,00%
Cumulative Default Level current period	0,00%

Trigger Breach (if higher than 4.60%)

NO

Delinquency Level

Delinquency Level period before previous period	0,02%
Delinquency Level current period	0,04%

Trigger Breach (if higher than 0.60% for 2 consecutive Calculation Dates)

NO

Principal Deficiency Amount Shortfall

NO

Trigger Breach (if the Principal Deficiency Amount Shortfall is higher than zero)

Replenishment Amount

Trigger Breach (if Replenishment Amount is higher than 20% of the Aggregate Rated Notes Outstanding Amount on each of three consecutive Calculation Dates)

NO

Performance Data

Number of Contracts being 31-60 Days delinquent	74
Number of Contracts being 61-90 Days delinquent	49
Number of Contracts being 91-120 Days delinquent	27
Gross instalments being 31-60 days delinquent	22.782,80
Gross instalments being 61-90 days delinquent	16.544,96
Gross instalments being 91-120 days delinquent	7.878,00
Current Period Termination	279.969,54
Cumulative Termination	279.969,54
New number of Contracts being terminated	32,00
Total number of Contracts being terminated	32,00
Current Period Recoveries	0,00
Cumulative Recoveries	0,00

ABEST 16
Monthly Investor Report

4. Outstanding Notes

Reporting Date	03/07/2019					
Payment Date	22/07/2019					
Period No	7					
Monthly Period	01/06/2019 - 30/06/2019					
Interest Period from	21/06/2019	to	22/07/2019	=	=	31 days
Collection Period from	01/06/2019	to	30/06/2019			

Principal Payable Amount (during Amortising Period)

1. Note Balance	All notes	Class A	Class B	Class C	Class D	Class E	Class M
General Note Information							
ISIN Code	XS1908341230	XS1908341586	XS1908342477	XS1908342717	XS1908344093	XS1908344333	
Currency	EURO	EURO	EURO	EURO	EURO	EURO	EURO
Initial Tranching							
Legal Maturity							
Expected Maturity							
Original Rating (S&P / Moody's)	AAA(sf)/ Aaa (Sf)	AA(sf)/Aa2 (sf)	A(sf)/A1(sf)	BBB(sf)/Baa2(sf)	BB(sf)/Ba1(sf)		n/a
Current Rating (S&P / Moody's)*	AAA(sf)/ Aaa (Sf)	AA(sf)/Aa2 (sf)	A(sf)/A1(sf)	BBB(sf)/Baa2(sf)	BB(sf)/Ba1(sf)		n/a
Initial Notes Aggregate Principal Outstanding Balance	540.000.000,00 €	18.000.000,00 €	20.000.000,00 €	16.000.000,00 €	11.000.000,00 €		26.600.000,00 €
Initial Nominal per Note	100.000,00 €	100.000,00 €	100.000,00 €	100.000,00 €	100.000,00 €		100.000,00 €
Initial Number of Notes per Class	5.400	180	200	160	110		266
Current Note Information							
Class Principal Outstanding Balance Beginning of Period	540.000.000,00 €	18.000.000,00 €	20.000.000,00 €	16.000.000,00 €	11.000.000,00 €		26.600.000,00 €
Amortisation	-	n.a.	n.a.	n.a.	n.a.		n.a.
Redemption per Note	0,00 €						
Class Principal Outstanding Balance End of Period	540.000.000,00 €	18.000.000,00 €	20.000.000,00 €	16.000.000,00 €	11.000.000,00 €		26.600.000,00 €
Current Tranching							
Current Pool Factor	1,00	1,00	1,00	1,00	1,00		1,00
2. Payments to Investors per Note							
	All notes	Class A	Class B	Class C	Class D	Class E	Class M
Interest Rate Basis: 1-M Euribor / Spread	0,012	0,412	1,11	2,11	3,11		7,00
DayCount Convention	ACT/360	ACT/360	ACT/360	ACT/360	ACT/360		ACT/360
Interest Days	31 days	31 days	31 days	31 days	31 days		31 days
Principal Outstanding Beginning of Period	540.000.000,00 €	18.000.000,00 €	20.000.000,00 €	16.000.000,00 €	11.000.000,00 €		26.600.000,00 €
> Principal Repayment	0,00 €	0,00 €	0,00 €	0,00 €	0,00 €		0,00 €
Principal Outstanding End of Period	540.000.000,00 €	18.000.000,00 €	20.000.000,00 €	16.000.000,00 €	11.000.000,00 €		26.600.000,00 €
> Interest accrued for the period	5.580,00 €	6.386,00 €	19.151,11 €	29.098,67 €	29.477,56 €		160.338,89 €
Interest Payment							
Initial total CE (Subordination, Reserve)							
Current CE	14,48%	11,63%	8,47%	5,93%	4,19%		0,00%

ABEST 16
Monthly Investor Report

5. Original Principal Balance

as of ISSUE DATE

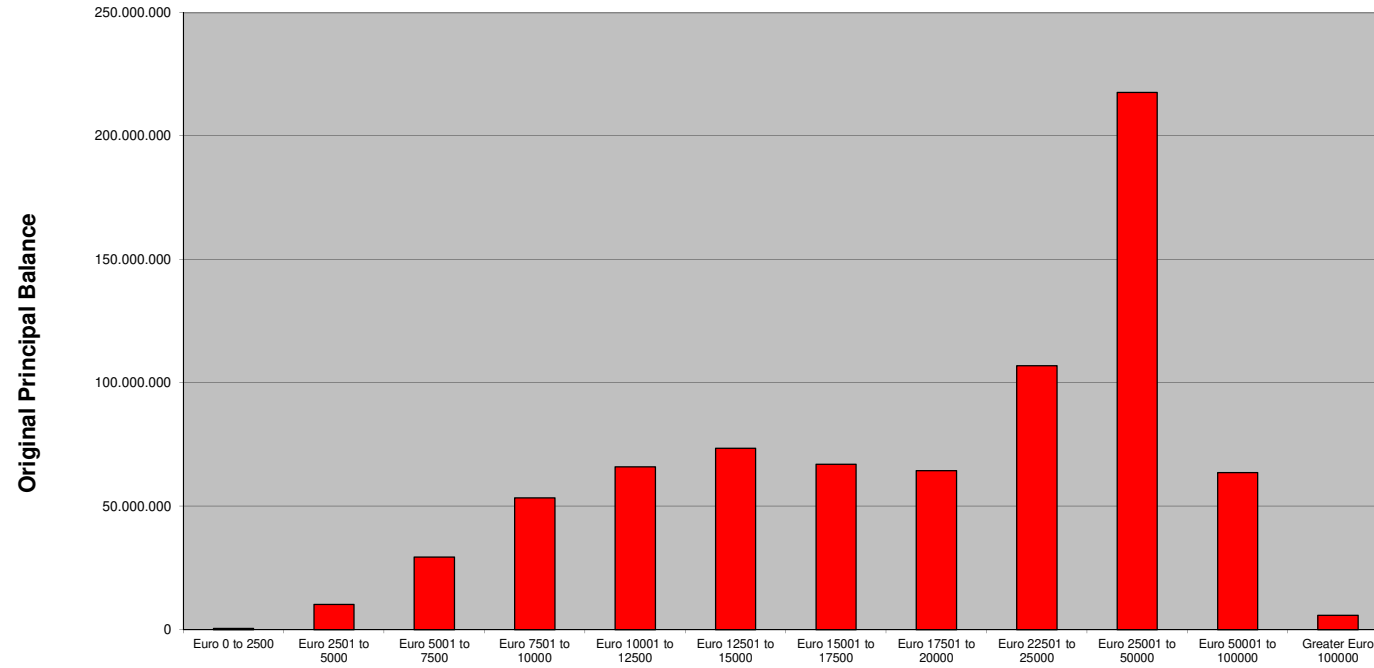
Reporting Date	03/07/2019				
Payment Date	22/07/2019				
Period No	7				
Monthly Period	01/06/2019 - 30/06/2019				
Interest Period	from	21/06/2019	to	22/07/2019	= 31 days
Collection Period	from	01/06/2019	to	30/06/2019	

<i>Original Principal Balance (Ranges in EUR)</i>	<i>Original Principal Balance in EUR</i>	<i>Percentage of Balance</i>	<i>Number of Loans</i>	<i>Percentage of Loans</i>
Euro 0 to 2500	452.950	0,5%	212.00	0,06%
Euro 2501 to 5000	10.167.544	5,6%	2.505.00	1,34%
Euro 5001 to 7500	29.463.449	10,5%	4.665.00	3,89%
Euro 7501 to 10000	53.350.685	13,5%	6.024.00	7,04%
Euro 10001 to 12500	65.994.470	13,1%	5.860.00	8,70%
Euro 12501 to 15000	73.439.922	11,9%	5.332.00	9,69%
Euro 15001 to 17500	67.003.737	9,3%	4.130.00	8,84%
Euro 17501 to 20000	64.413.924	7,7%	3.432.00	8,49%
Euro 22501 to 25000	106.929.830	10,7%	4.769.00	14,10%
Euro 25001 to 50000	217.611.163	14,8%	6.625.00	28,70%
Euro 50001 to 100000	63.611.843	2,3%	1.019.00	8,39%
Greater Euro 100000	5.823.398	0,1%	50.00	0,77%
Total	758.262.914,29	100,00%	44.623	100,00%

**ABEST 16
Monthly Investor Report**

5.1 Original PB (Graph)

Reporting Date	03/07/2019					
Payment Date	22/07/2019					
Period No	7					
Monthly Period	01/06/2019 - 30/06/2019					
Interest Period	from	21/06/2019	to	22/07/2019	=	31 days
Collection Period	from	01/06/2019	to	30/06/2019		



ABEST 16
Monthly Investor Report

6. Current Principal Balance

Reporting Date	03/07/2019				
Payment Date	22/07/2019				
Period No	7				
Monthly Period	01/06/2019 - 30/06/2019				
Interest Period	from	21/06/2019	to	22/07/2019	= 31 days
Collection Period	from	01/06/2019	to	30/06/2019	

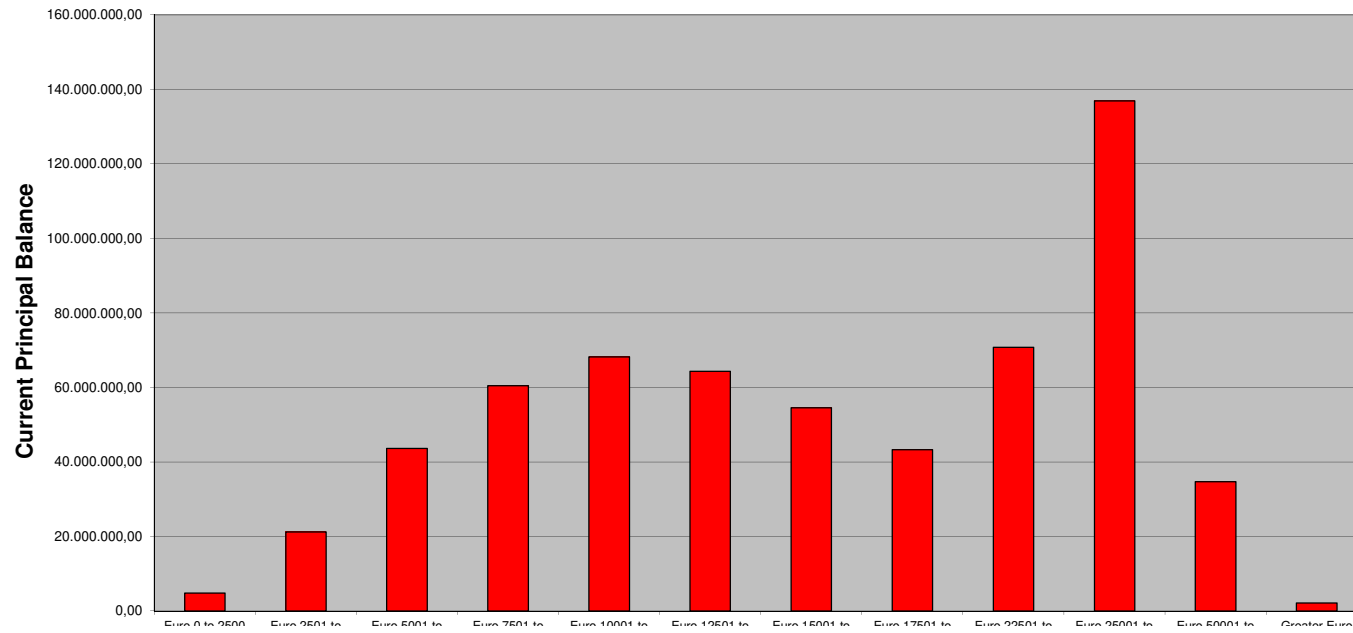
<i>Current Principal Balance (Ranges in EUR)</i>	<i>Current Principal Balance in EUR</i>	<i>Percentage of Balance</i>	<i>Number of Loans</i>	<i>Percentage of Loans</i>
Euro 0 to 2500	4.817.862,25	0,8%	3.334	7,1%
Euro 2501 to 5000	21.252.633,93	3,5%	5.551	11,8%
Euro 5001 to 7500	43.673.509,81	7,2%	6.980	14,8%
Euro 7501 to 10000	60.455.089,86	10,0%	6.918	14,7%
Euro 10001 to 12500	68.189.149,00	11,3%	6.083	12,9%
Euro 12501 to 15000	64.362.275,37	10,6%	4.702	10,0%
Euro 15001 to 17500	54.606.866,98	9,0%	3.377	7,2%
Euro 17501 to 20000	43.295.954,03	7,2%	2.316	4,9%
Euro 22501 to 25000	70.795.745,96	11,7%	3.180	6,7%
Euro 25001 to 50000	136.941.709,44	22,6%	4.160	8,8%
Euro 50001 to 100000	34.689.517,14	5,7%	557	1,2%
Greater Euro 100000	2.149.102,04	0,4%	19	0,0%
Total	605.229.415,81	100,0%	47.177	100,0%

Statistics	in EUR
Average Amount	12.828,91

ABEST 16
Monthly Investor Report

6.1 Current PB (Graph)

Reporting Date	03/07/2019				
Payment Date	22/07/2019				
Period No	7				
Monthly Period	01/06/2019 - 30/06/2019				
Interest Period	from	21/06/2019	to	22/07/2019	= 31 days
Collection Period	from	01/06/2019	to	30/06/2019	



ABEST 16
Monthly Investor Report

7. Borrower Concentration

Reporting Date	03/07/2019				
Payment Date	22/07/2019				
Period No	7				
Monthly Period	01/06/2019 - 30/06/2019				
Interest Period	from	21/06/2019	to	22/07/2019	= 31 days
Collection Period	from	01/06/2019	to	30/06/2019	

No	Current Principal Balance in EUR	Percentage of Balance	Number of Loans
1	560.390,70	0,09%	24
2	433.376,82	0,07%	95
3	426.494,43	0,07%	23
4	332.731,88	0,05%	11
5	301.347,26	0,05%	4
6	297.462,45	0,05%	14
7	258.497,13	0,04%	23
8	235.227,53	0,04%	17
9	197.685,11	0,03%	15
10	181.675,14	0,03%	9
11	173.590,56	0,03%	8
12	172.233,76	0,03%	8
13	169.522,40	0,03%	17
14	162.205,90	0,03%	1
15	158.907,44	0,03%	11
16	153.509,10	0,03%	2
17	146.442,68	0,02%	12
18	145.933,62	0,02%	4
19	145.674,30	0,02%	2
20	144.190,54	0,02%	2
	4.797.098,75	0,79%	302

ABEST 16
Monthly Investor Report

8. Geographical Distribution

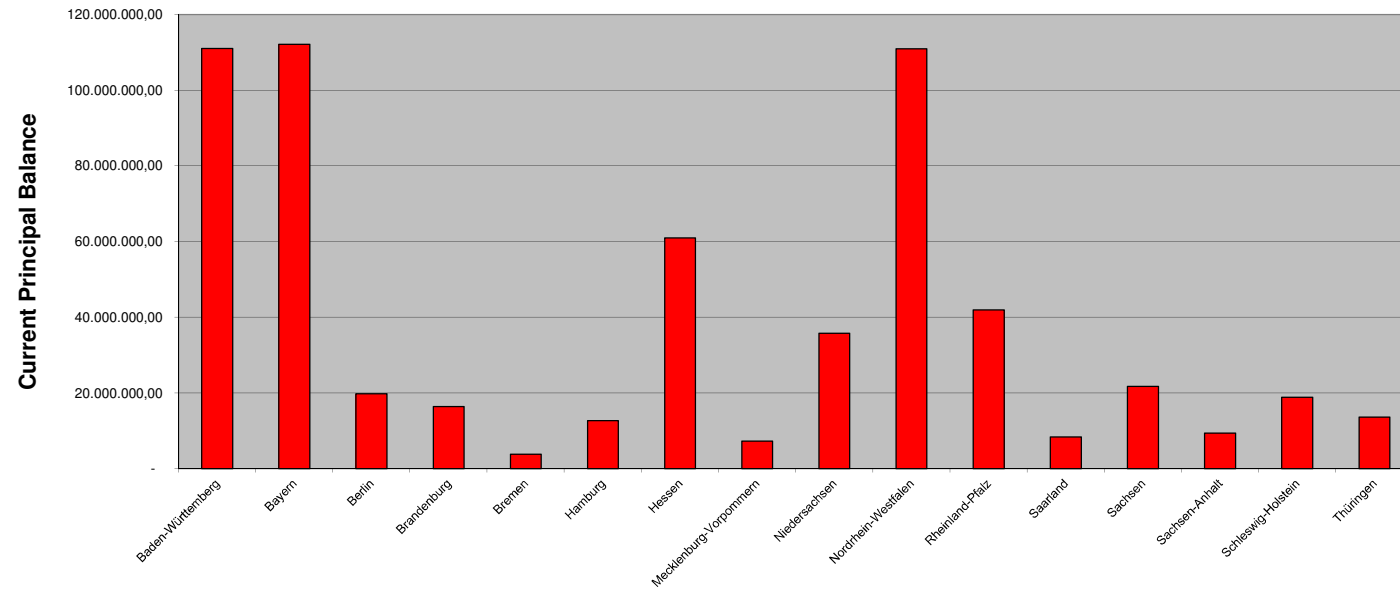
Reporting Date	03/07/2019				
Payment Date	22/07/2019				
Period No	7				
Monthly Period	01/06/2019 - 30/06/2019				
Interest Period	from	21/06/2019	to	22/07/2019	= 31 days
Collection Period	from	01/06/2019	to	30/06/2019	

State	Current Principal Balance in EUR	Percentage of Balance	Number of Loans	Percentage of Loans
Outside of Germany	25.840,00	0,0%	1	0,0%
Baden-Württemberg	111.045.177,18	18,3%	9.242	19,6%
Bayern	112.178.588,66	18,5%	9.291	19,7%
Berlin	19.805.414,85	3,3%	1.324	2,8%
Brandenburg	16.402.145,91	2,7%	1.170	2,5%
Bremen	3.813.484,92	0,6%	343	0,7%
Hamburg	12.705.141,90	2,1%	847	1,8%
Hessen	60.995.604,55	10,1%	4.470	9,5%
Mecklenburg-Vorpomr	7.313.694,28	1,2%	586	1,2%
Niedersachsen	35.833.069,56	5,9%	2.677	5,7%
Nordrhein-Westfalen	110.971.584,00	18,3%	8.321	17,6%
Rheinland-Pfalz	41.945.420,02	6,9%	3.349	7,1%
Saarland	8.429.841,50	1,4%	671	1,4%
Sachsen	21.799.672,99	3,6%	1.564	3,3%
Sachsen-Anhalt	9.415.970,81	1,6%	771	1,6%
Schleswig-Holstein	18.903.855,51	3,1%	1.476	3,1%
Thüringen	13.644.909,17	2,3%	1.074	2,3%
Total	605.229.415,81	100,00%	47.177	100,00%

ABEST 16
Monthly Investor Report

8.1 Geographical Distribution (Graph)

Reporting Date	03/07/2019				
Payment Date	22/07/2019				
Period No	7				
Monthly Period	01/06/2019 - 30/06/2019				
Interest Period	from	21/06/2019	to	22/07/2019	= 31 days
Collection Period	from	01/06/2019	to	30/06/2019	



**ABEST 16
Monthly Investor Report**

9. Object Type

Reporting Date	03/07/2019				
Payment Date	22/07/2019				
Period No	7				
Monthly Period	01/06/2019 - 30/06/2019				
Interest Period	from	21/06/2019	to	22/07/2019	= 31 days
Collection Period	from	01/06/2019	to	30/06/2019	

<i>Car type</i>	<i>Current Principal Balance in EUR</i>	<i>Percentage of Balance</i>	<i>Number of Loans</i>	<i>Percentage of Loans</i>
New	406.809.515,42	67,2%	27.211	57,68%
Used	198.419.900,39	32,8%	19.966	42,32%
Total	605.229.415,81	100%	47.177	100%

<i>Object Type</i>	<i>Current Principal Balance in EUR</i>	<i>Percentage of Balance</i>	<i>Number of Loans</i>	<i>Percentage of Loans</i>
Car	515.495.070,54	85,17%	40.070	84,94%
LCV	89.734.345,27	14,83%	7.107	15,06%
Total	605.229.415,81	100%	47.177	100%

**ABEST 16
Monthly Investor Report**

10. Insurances

Reporting Date	03/07/2019				
Payment Date	22/07/2019				
Period No	7				
Monthly Period	01/06/2019 - 30/06/2019				
Interest Period	from	21/06/2019	to	22/07/2019	= 31 days
Collection Period	from	01/06/2019	to	30/06/2019	

<i>Loss Compensation Insurance</i>	<i>Current Principal Balance in EUR</i>	<i>Percentage of Balance</i>	<i>Number of Loans</i>	<i>Percentage of Loans</i>
With CPI	133.087.952,14	22,0%	13.142	27,9%
Without CPI	472.141.463,67	78,0%	34.035	72,1%
Total	605.229.415,81	100,0%	47.177	100,0%

ABEST 16
Monthly Investor Report

11. Type of Contract

Reporting Date	03/07/2019				
Payment Date	22/07/2019				
Period No	7				
Monthly Period	01/06/2019 - 30/06/2019				
Interest Period	from	21/06/2019	to	22/07/2019	= 31 days
Collection Period	from	01/06/2019	to	30/06/2019	

<i>Contracts w/Balloon Payments</i>	<i>Current Principal Balance in EUR</i>	<i>Percentage of Balance</i>	<i>Number of Loans</i>	<i>Percentage of Loans</i>
No	231.280.726,90	38,2%	25.959	55,0%
Yes	297.467.003,28	49,1%	16.111	34,2%
- of which balloon rates	153.655.316,22	25,4%	n.a	n.a
- of which regular installments	143.811.687,06	23,8%	n.a	n.a
PCP (Formula)	76.481.685,63	12,6%	5.107	10,8%
- of which balloons	39.935.461,63	6,6%	n.a	n.a
- of which regular installments	36.546.224,00	6,0%	n.a	n.a
	605.229.415,81	100%	47.177	100%

<i>Length of Original Term in months</i>	<i>Number of Loans</i>	<i>Percentage of Total Balloon Loans in %</i>	<i>Balloon Loan Principal in EUR</i>	<i>Balloon Rate in % of Current Outstanding</i>
0 to 12 months	51	0,3%	600.707	93,4%
13 to 24 months	352	2,2%	4.121.365	71,5%
25 to 36 months	2.871	17,8%	50.010.377	66,1%
37 to 48 months	7.598	47,2%	144.312.229	55,9%
49 to 60 months	3.196	19,8%	59.557.609	45,2%
61 to 72 months	982	6,1%	19.414.310	36,2%
73 to 96 months	1.061	6,6%	19.450.406	33,3%
Total	16.111	100%	297.467.003,28	52,7%

<i>Length of Remaining Term in months</i>	<i>Number of Loans</i>	<i>Percentage of Total Balloon Loans in %</i>	<i>Balloon Loan Principal in EUR</i>	<i>Balloon Rate in % of Current Outstanding</i>
bis 12	1.185	7,4%	14.424.968,16	83,9%
bis 24	2.650	16,4%	43.317.916,83	66,4%
bis 36	4.951	30,7%	91.968.651,02	55,6%
bis 48	5.025	31,2%	99.925.627,52	49,1%
bis 60	1.587	9,9%	32.404.578,99	37,0%
bis 72	713	4,4%	15.425.260,76	30,6%
Total	16.111	100%	297.467.003,28	52,7%

ABEST 16
Monthly Investor Report

12. Payment Methods

Reporting Date	03/07/2019				
Payment Date	22/07/2019				
Period No	7				
Monthly Period	01/06/2019 - 30/06/2019				
Interest Period	from	21/06/2019	to	22/07/2019	= 31 days
Collection Period	from	01/06/2019	to	30/06/2019	

<i>Payment Method</i>	<i>Current Principal Balance in EUR</i>	<i>Percentage of Balance</i>	<i>Number of Loans</i>	<i>Percentage of Loans</i>
Direct Debit	600.753.055,46	99,3%	46.876	99,4%
Other	4.476.360,35	0,7%	301	0,6%
Total	605.229.415,81	100,0%	47.177	100,0%

<i>Cycle of Payment</i>	<i>Current Principal Balance in EUR</i>	<i>Percentage of Balance</i>	<i>Number of Loans</i>	<i>Percentage of Loans</i>
Monthly	605.229.415,81	100,0%	47.177	100,0%
Total	605.229.415,81	100,0%	47.177	100,0%

<i>Downpayment Yes/No</i>	<i>Current Principal Balance in EUR</i>	<i>Percentage of Balance</i>	<i>Number of Loans</i>	<i>Percentage of Loans</i>
YES	546.023.407,68	90,2%	39.958	84,7%
NO	59.206.008,13	9,8%	7.219	15,3%
Total	605.229.415,81	100,0%	47.177	100,0%

<i>Downpayment and Purchase Price in EUR</i>	<i>All contracts</i>	<i>Contracts with initial downpayment</i>
Weighted average downpayment	12.437,24	13.785,83
Average purchase price	25.633,18	28.151,86
Downpayment in %	48,52%	48,97%

**ABEST 16
Monthly Investor Report**

13. Customer Yield

Reporting Date	03/07/2019				
Payment Date	22/07/2019				
Period No	7				
Monthly Period	01/06/2019 - 30/06/2019				
Interest Period	from	21/06/2019	to	22/07/2019	= 31 days
Collection Period	from	01/06/2019	to	30/06/2019	

Yield Range *	Current Principal Balance in EUR	Percentage of Balance	Number of Loans	Percentage of Loans
0 to 1%	47.760.334,67	7,89%	2.460	5,21%
1,01 to 2%	65.516.607,02	10,83%	5.174	10,97%
2,01 to 3%	139.677.264,94	23,08%	9.564	20,27%
3,01 to 4%	214.359.151,29	35,42%	15.785	33,46%
4,01 to 5%	100.636.368,04	16,63%	9.086	19,26%
5,01 to 6%	28.901.952,20	4,78%	3.668	7,77%
6,01 to 7%	7.496.886,13	1,24%	1.321	2,80%
7,01 to 8%	727.580,55	0,12%	96	0,20%
8,01 to 9%	126.787,69	0,02%	18	0,04%
9,01 to 10%	26.483,28	0,00%	5	0,01%
Greater 10%	0,00	0,00%	0	0,00%
Total	605.229.415,81	100%	47.177,00	100%

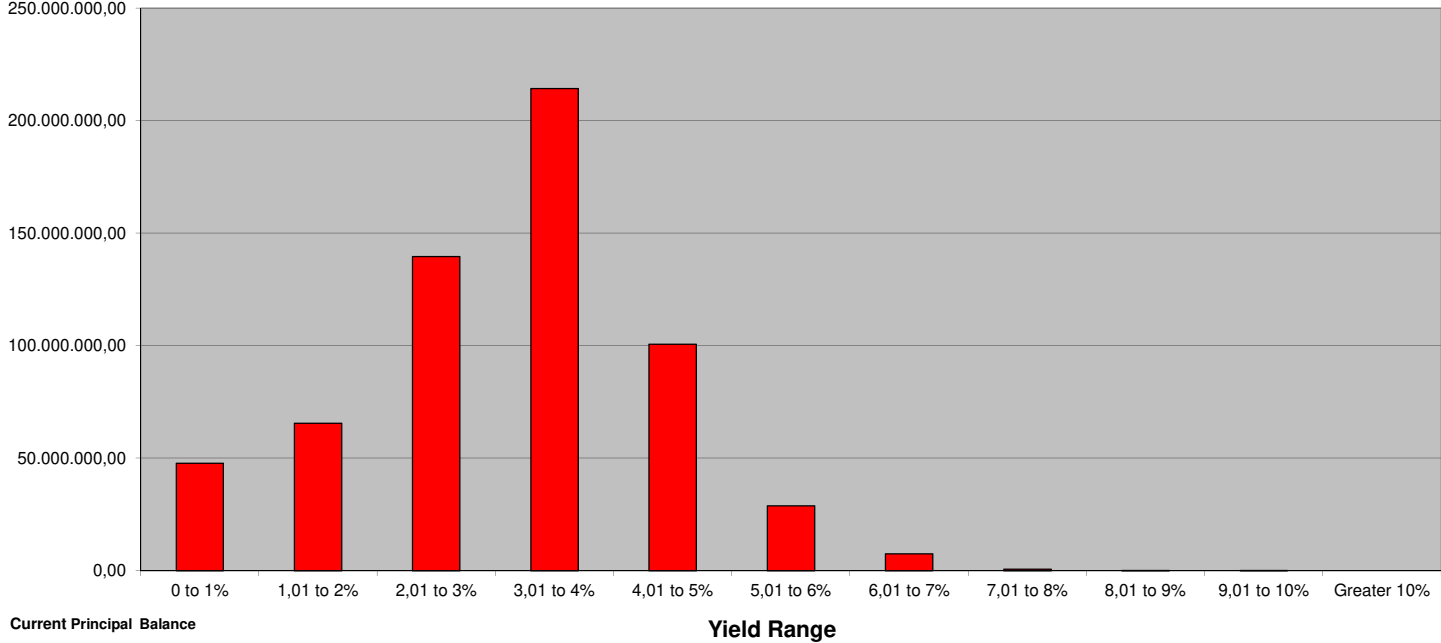
Statistics	in %
WA Interest	3,40

* runs from .00 to .99

**ABEST 16
Monthly Investor Report**

13.1 Customer Yield (Graph)

Reporting Date	03/07/2019				
Payment Date	22/07/2019				
Period No	7				
Monthly Period	01/06/2019 - 30/06/2019				
Interest Period	from	21/06/2019	to	22/07/2019	= 31 days
Collection Period	from	01/06/2019	to	30/06/2019	



ABEST 16
Monthly Investor Report

14. Seasoning

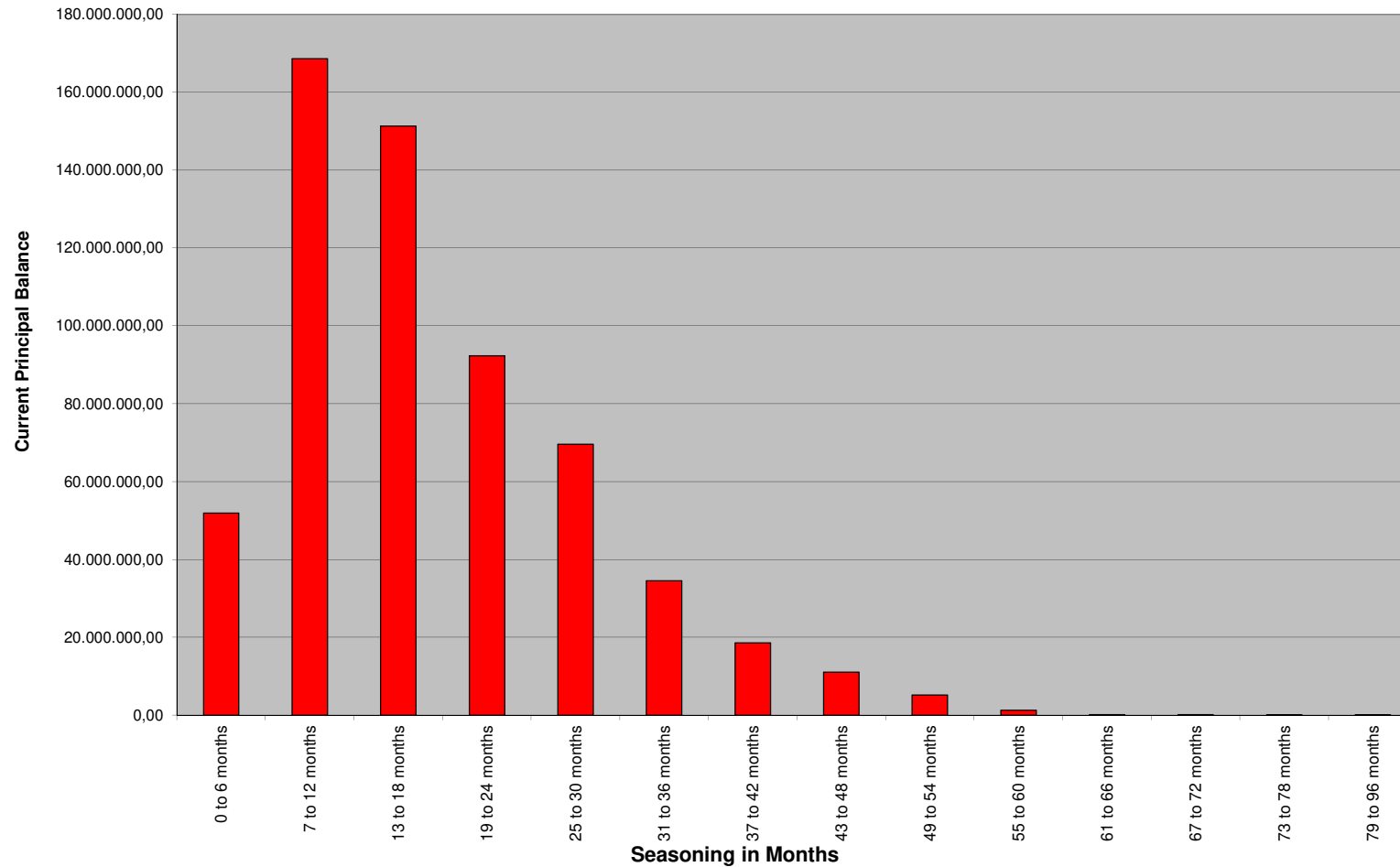
Reporting Date	03/07/2019				
Payment Date	22/07/2019				
Period No	7				
Monthly Period	01/06/2019 - 30/06/2019				
Interest Period	from	21/06/2019	to	22/07/2019	= 31 days
Collection Period	from	01/06/2019	to	30/06/2019	

<i>Seasoning in Months</i>	<i>Current Principal Balance in EUR</i>	<i>Percentage of Balance</i>	<i>Number of Loans</i>	<i>Percentage of Loans</i>
0 to 6 months	51.944.539,46	8,58%	3.121	6,62%
7 to 12 months	168.638.773,83	27,86%	11.423	24,21%
13 to 18 months	151.358.051,40	25,01%	10.654	22,58%
19 to 24 months	92.363.619,93	15,26%	8.301	17,60%
25 to 30 months	69.634.754,90	11,51%	6.877	14,58%
31 to 36 months	34.553.844,99	5,71%	3.082	6,53%
37 to 42 months	18.624.865,36	3,08%	1.708	3,62%
43 to 48 months	11.119.807,84	1,84%	1.178	2,50%
49 to 54 months	5.196.209,62	0,86%	586	1,24%
55 to 60 months	1.295.268,43	0,21%	166	0,35%
61 to 66 months	163.142,09	0,03%	24	0,05%
67 to 72 months	172.432,28	0,03%	21	0,04%
73 to 78 months	100.917,32	0,02%	21	0,04%
79 to 96 months	63.188,36	0,01%	15	0,03%
Total	605.229.415,81	100,00%	47.177	100,00%

ABEST 16
Monthly Investor Report

14.1 Seasoning (Graph)

Reporting Date	03/07/2019				
Payment Date	22/07/2019				
Period No	7				
Monthly Period	01/06/2019 - 30/06/2019				
Interest Period	from	21/06/2019	to	22/07/2019	= 31 days
Collection Period	from	01/06/2019	to	30/06/2019	



ABEST 16
Monthly Investor Report

15. Remaining Term

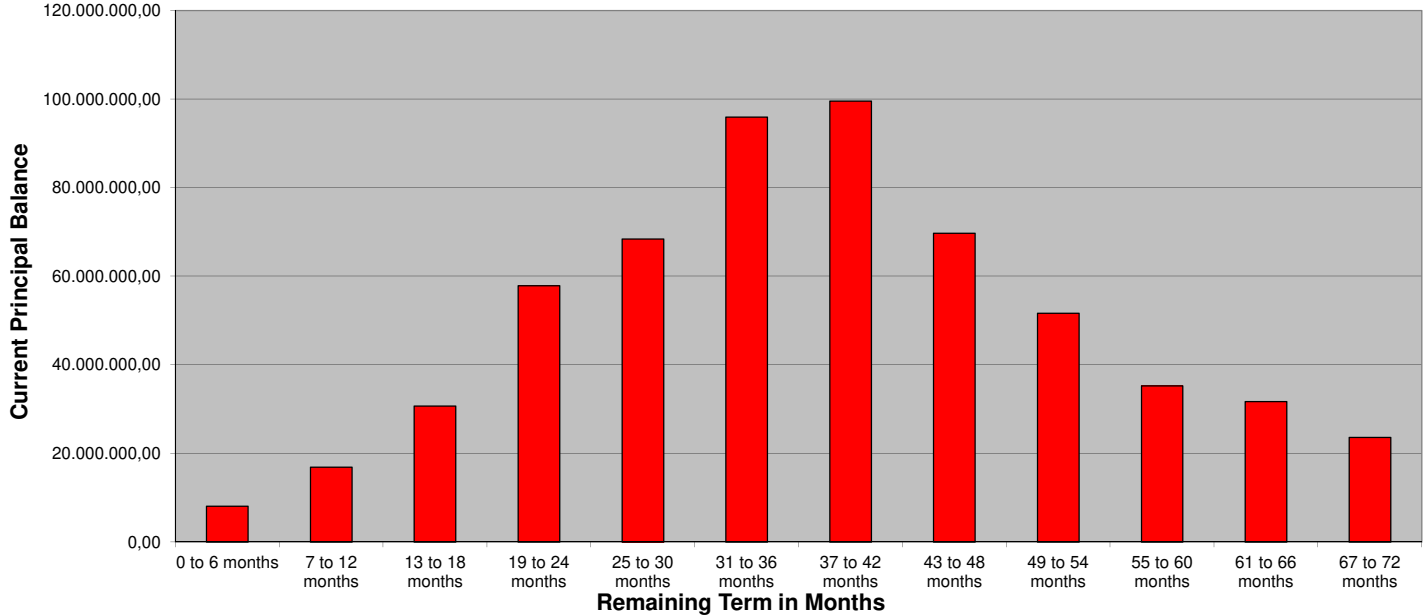
Reporting Date	03/07/2019				
Payment Date	22/07/2019				
Period No	7				
Monthly Period	01/06/2019 - 30/06/2019				
Interest Period	from	21/06/2019	to	22/07/2019	= 31 days
Collection Period	from	01/06/2019	to	30/06/2019	

<i>Remaining Term in Months</i>	<i>Current Principal Balance in EUR</i>	<i>Percentage of Balance</i>	<i>Number of Loans</i>	<i>Percentage of Loans</i>
0 to 6 months	8.061.097,51	1,33%	1.992	4,22%
7 to 12 months	16.899.133,34	2,79%	2.788	5,91%
13 to 18 months	30.724.274,64	5,08%	3.644	7,72%
19 to 24 months	57.857.068,28	9,56%	5.256	11,14%
25 to 30 months	68.385.178,82	11,30%	5.545	11,75%
31 to 36 months	95.936.156,53	15,85%	6.605	14,00%
37 to 42 months	99.572.685,20	16,45%	6.234	13,21%
43 to 48 months	69.720.931,68	11,52%	4.615	9,78%
49 to 54 months	51.666.011,25	8,54%	3.468	7,35%
55 to 60 months	35.240.696,58	5,82%	2.358	5,00%
61 to 66 months	31.745.062,14	5,25%	2.045	4,33%
67 to 72 months	23.650.046,86	3,91%	1.547	3,28%
73 to 96 months	15.771.072,98	2,61%	1.080	2,29%
Total	605.229.415,81	100,00%	47.177	100,00%

**ABEST 16
Monthly Investor Report**

15.1 Remaining Term (Graph)

Reporting Date	03/07/2019				
Payment Date	22/07/2019				
Period No	7				
Monthly Period	01/06/2019 - 30/06/2019				
Interest Period	from	21/06/2019	to	22/07/2019	= 31 days
Collection Period	from	01/06/2019	to	30/06/2019	



**ABEST 16
Monthly Investor Report**

16. Original Term

Reporting Date	03/07/2019				
Payment Date	22/07/2019				
Period No	7				
Monthly Period	01/06/2019 - 30/06/2019				
Interest Period	from	21/06/2019	to	22/07/2019	= 31 days
Collection Period	from	01/06/2019	to	30/06/2019	

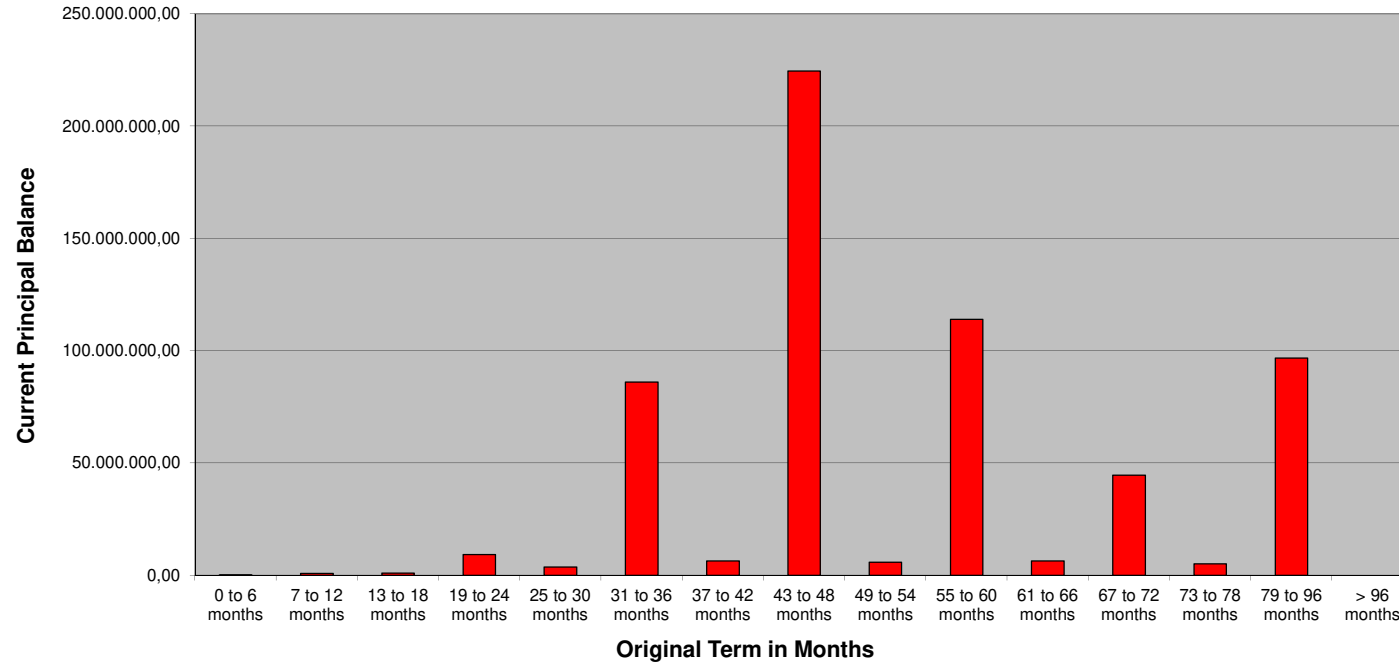
<i>Original Term in Months</i>	<i>Current Principal Balance in EUR</i>	<i>Percentage of Balance</i>	<i>Number of Loans</i>	<i>Percentage of Loans</i>
0 to 6 months	151.911,68	0,03%	14	0,03%
7 to 12 months	859.776,94	0,14%	230	0,49%
13 to 18 months	1.066.872,88	0,18%	318	0,67%
19 to 24 months	9.351.292,16	1,55%	1.743	3,69%
25 to 30 months	3.720.751,60	0,61%	894	1,89%
31 to 36 months	86.048.396,55	14,22%	7.858	16,68%
37 to 42 months	6.470.397,46	1,07%	908	1,92%
43 to 48 months	224.615.534,08	37,11%	15.504	32,86%
49 to 54 months	5.930.091,30	0,98%	598	1,27%
55 to 60 months	113.993.365,58	18,83%	7.985	16,93%
61 to 66 months	6.409.150,58	1,06%	536	1,14%
67 to 72 months	44.643.815,62	7,38%	2.996	6,35%
73 to 78 months	5.197.173,09	0,86%	375	0,79%
79 to 96 months	96.770.886,29	15,99%	7.218	15,30%
> 96 months	0,00	0,00%	0	0,00%
Total	605.229.415,81	100%	47.177,00	100%

Statistics	
WA Original Term	56,92

ABEST 16
Monthly Investor Report

16.1 Original Term (Graph)

Reporting Date	03/07/2019				
Payment Date	22/07/2019				
Period No	7				
Monthly Period	01/06/2019 - 30/06/2019				
Interest Period	from	21/06/2019	to	22/07/2019	= 31 days
Collection Period	from	01/06/2019	to	30/06/2019	



ABEST 16
Monthly Investor Report

17. Manufacturer

Reporting Date	03/07/2019				
Payment Date	22/07/2019				
Period No	7				
Monthly Period	01/06/2019 - 30/06/2019				
Interest Period	from	21/06/2019	to	22/07/2019	= 31 days
Collection Period	from	01/06/2019	to	30/06/2019	

<i>Manufacturer</i>	<i>Current Principal Balance in EUR</i>	<i>Percentage of Balance</i>	<i>Number of Loans</i>	<i>Percentage of Loans</i>
Fiat	322.842.519,95	53,34%	32.150	68,15%
Lancia	1.151.423,73	0,19%	178	0,38%
Alfa Romeo	28.980.294,79	4,79%	1.781	3,78%
Maserati	6.055.567,03	1,00%	123	0,26%
Jeep	84.708.339,08	14,00%	3.996	8,47%
others	161.491.271,23	26,68%	8.949	18,97%
-> Ferrari	435.994,45	0,07%	5	0,01%
-> Jaguar	35.012.848,19	5,79%	1.264	2,68%
-> LandRover	83.411.803,63	13,78%	2.916	6,18%
-> Chrysler	158.527,60	0,03%	25	0,05%
-> Dodge	1.617.719,81	0,27%	70	0,15%
-> others	40.854.377,55	6,75%	4.669	9,90%
	605.229.415,81	100,00%	47.177,00	100,00%

ABEST 16
Monthly Investor Report

18. Priority of Payments

Reporting Date	03/07/2019				
Payment Date	22/07/2019				
Period No	7				
Monthly Period	01/06/2019 - 30/06/2019				
Interest Period	from	21/06/2019	to	22/07/2019	= 31 days
Collection Period	from	01/06/2019	to	30/06/2019	

Priority of Payments during the Revolving Period

N/A

Available Distribution Amount	+	19.180.726,52
1. Payable Expenses	-	26.785,44
2. to credit into Expenses Account the Withholding Amount	-	27.947,42
3. Remuneration to the Trustee	-	-
4. Remuneration to Calculation Agent, Cash Manager, Account Bank, Paying Agents, Corporate Servicer, Servicer, Programme Administrator, Cash Administrator, Back-up Servicer Facilitator and any other invoiced costs	-	504.919,92
5. Interest payments to swap counterparty and swap termination payments if the issuer is the defaulting party;	-	178.693,47
6. Interest on Class A	-	5.580,00
7. Interest on Class B	-	6.386,00
8. Interest on Class C	-	19.151,11
9. Interest on Class D	-	29.098,67
10. Interest on Class E	-	29.477,56
11. Required Reserved Amount on the Reserve Account	-	-
Portfolios/Redeemed Senior Notes	-	17.156.064,10
13. Replenishment of the reserve fund up to the required principal reserve amount	-	136.043,06
14. Termination payments if the swap counterparty is the defaulting party	-	0
15. Any amount due and payable, but not already paid, to Originator and Sericer	-	0
16. Interest on Class M	-	160.338,89
16. Additional servicing fee	-	900.140,88
17. Transaction Gain payments to the shareholder of the issuer	-	100,00

Priority of Payments during the Amortisation Period

Payment

Available Distribution Amount	+	-
1. Senior expenses;	-	-
2. Interest payments to swap counterparty and swap termination payments if the issuer is the defaulting party;	-	-
3. Interest on Class A	-	-
4. Interest on Class B	-	-
5. Interest on Class C	-	-
6. Interest on Class D	-	-
7. Replenishment of the reserve fund up to the required principal reserve amount	-	-
8. Principal payments to Class A up to the targeted amount	-	-
9. Principal payments to Class B up to the targeted amount	-	-
10. Principal payments to Class C up to the targeted amount	-	-
11. Principal payments to Class D up to the targeted amount	-	-
12. Termination payments if the swap counterparty is the defaulting party	-	-
13. Residual payments due to the servicer or the originator	-	-
14. Interest on Class M	-	-
15. Additional servicing fee	-	-
16. Transaction gain to the shareholder of the issuer	-	-

ABEST 16
Monthly Investor Report

19. Transaction Costs

Reporting Date	03/07/2019				
Payment Date	22/07/2019				
Period No	7				
Monthly Period	01/06/2019 - 30/06/2019				
Interest Period	from	21/06/2019	to	22/07/2019	=
Collection Period	from	01/06/2019	to	30/06/2019	31 days

	631.600.000,0	540.000.000,0	18.000.000,0	20.000.000,0	16.000.000,0	11.000.000,0	26.600.000,0
Transaction Costs	All notes	Class A	Class B	Class C	Class D	Class E	Class M
Senior Expenses	26.785,44 €	<u>22.900,8</u>	<u>763,4</u>	<u>848,2</u>	<u>678,5</u>	<u>466,5</u>	<u>1.128,1</u>
Interest accrued for the Period	399.248,14 €	178.693,47 €	5.580,00 €	6.386,00 €	19.151,11 €	29.098,67 €	160.338,89 €
Interest Payments	399.248,14 €	178.693,47 €	5.580,00 €	6.386,00 €	19.151,11 €	29.098,67 €	160.338,89 €
Unpaid Interest for the Period							
Cumulative Unpaid Interest							

ABEST 16
Monthly Investor Report

20. Swap Counterparty Data

Reporting Date	03/07/2019				
Payment Date	22/07/2019				
Period No	7				
Monthly Period	01/06/2019 - 30/06/2019				
Interest Period	from	21/06/2019	to	22/07/2019	= 31 days
Collection Period	from	01/06/2019	to	30/06/2019	

Swap Counterparty Data

Swap Counterparty Provider

FCA BANK Deutschland GMBH

Swap Data

Swap Type		IRS
Notional Amount		605.000.000,00
Fixed Rate	-	0,07
Floating Rate (Euribor)	-	0,3880
Net Swap Payments		165.669,17

ABEST 16
Monthly Investor Report

21. Retention

Reporting Date	03/07/2019				
Payment Date	22/07/2019				
Period No	7				
Monthly Period	01/06/2019 - 30/06/2019				
Interest Period	from	21/06/2019	to	22/07/2019	= 31 days
Collection Period	from	01/06/2019	to	30/06/2019	

Retention according to 405a CRR

Net Economic Interest Retained by the Originator	Outstanding Balance	Percentage of Outstanding Portfolio (%)
Class A Notes	540.000.000,00	90,19%
Class B Notes	18.000.000,00	3,01%
Class C Notes	20.000.000,00	3,34%
Class D Notes	16.000.000,00	2,67%
Class E Notes	11.000.000,00	1,84%
Class M Notes	26.600.000,00	4,44%

Retention Amount	EUR	%
Minimum Retention Class A	27.000.000,00	5,00%
Minimum Retention Class B	900.000,00	5,00%
Minimum Retention Class C	1.000.000,00	5,00%
Minimum Retention Class D	800.000,00	5,00%
Minimum Retention Class E	550.000,00	5,00%
Minimum Retention Class M	1.330.000,00	5,00%

Actual Retention Class A	27.000.000,00	5,00%
Actual Retention Class B	18.000.000,00	100,00%
Actual Retention Class C	20.000.000,00	100,00%
Actual Retention Class D	16.000.000,00	100,00%
Actual Retention Class E	11.000.000,00	100,00%
Actual Retention Class M	26.600.000,00	100,00%

The Originator will retain for the life of the Transaction a material net economic interest of not less than 5 per cent. in the Transaction in accordance with Article 405 of Regulation (EU) No 575/2013 of the European Parliament and of the Council of 26 June 2013 on prudential requirements for credit institutions and investment firms and amending Regulation (EU) No 648/2012 (the "CRR"), Article 51 of the Commission Delegated Regulation (EU) No 231/2013 of 19 December 2012 supplementing the Alternative Investment Fund Managers Directive (2011/61/EC) (the "AIFMR") and Article 254 of the Commission Delegated Regulation (EU) 2015/35 supplementing EU Directive 2009/138/EC on the taking up and pursuit of the business of insurance and reinsurance (the "Solvency II Delegated Regulation"), provided that the level of retention may reduce over time in compliance with Article 10 (2) of the Commission's Delegated Regulation 625/2014. As of the Closing Date and thereafter on an on-going basis, the Originator will retain a material net economic interest of not less than 5 per cent. of the initial Note Principal Amount of each of the Class A Notes, the Class B Notes, the Class C Notes, the Class D Notes, the Class E Notes and the Class M Notes (the "Retained Notes"), representing the nominal value of each of the tranches sold or transferred to the investors, as set out in Article 405 Paragraph 1(a) CRR; Article 51 Paragraph 1(a) AIFMR and Article 254 Paragraph 2(a) Solvency II Delegated Regulation.

**ABEST 11
Monthly Investor Report**

22. Counterparties I

Reporting Date			
Payment Date			
Period No			
Monthly Period			
Interest Period	22/07/2019	=	31 days
Collection Period	30/06/2019		

		Moody's			S & P		
		Long Term	Short Term	Outlook	Long Term	Short Term	Outlook
Joint Lead Managers:	CA-CIB	A1	P-1	POSITIVE	A+	A-1	STABLE
	LBBW	Aa3	P-1	STABLE	NR	NR	NR
	Merril Lynch International						
Transaction Account:	BNP Paribas Securities Services, Luxembourg	Aa3	P-1	STABLE	A	A-1	POSITIVE
Paying Agent:	BNP Paribas Securities Services, Luxembourg	Aa3	P-1	STABLE	A	A-1	POSITIVE
Swap Counterparty:	FCA BANK Deutschland GMBH	n.a.	n.a.	n.a.	n.a.	n.a.	n.a.

ABEST 11
Monthly Investor Report

23. Counterparties II

Reporting Date	03/07/2019				
Payment Date	22/07/2019				
Period No	7				
Monthly Period	01/06/2019 - 30/06/2019				
Interest Period	from	21/06/2019	to	22/07/2019	= 31 days
Collection Period	from	01/06/2019	to	30/06/2019	

Transaction Security Trustee: **BNP Paribas Trust Corporation UK Limited**

Data Trustee: **TMF Administration Services Limited**

Rating Agencies: **Moody's** **Standard & Poor's Ratings Services**

Corporate Administration: **TMF Deutschland AG**

ABEST 16
Monthly Investor Report

24. Issuer Information

Reporting Date	03/07/2019				
Payment Date	22/07/2019				
Period No	7				
Monthly Period	01/06/2019 - 30/06/2019				
Interest Period	from	21/06/2019	to	22/07/2019	= 31 days
Collection Period	from	01/06/2019	to	30/06/2019	

Deal Name: ABEST 16

Issuer: ABEST 16

Seller of the Receivables: FCA Bank Deutschland GmbH

Servicer Name: FCA Bank Deutschland GmbH

Reporting Entity: Ca-cib Milan

Contact: Doriana Bettini
doriana.bettini@ca-cib.com

ABEST 16
Monthly Investor Report

25. Originator. Servicer

Reporting Date	03/07/2019				
Payment Date	22/07/2019				
Period No	7				
Monthly Period	01/06/2019 - 30/06/2019				
Interest Period	from	21/06/2019	to	22/07/2019	= 31 days
Collection Period	from	01/06/2019	to	30/06/2019	

Contact Details

FCA Bank Deutschland GmbH

heike.simon@fcagroup.com

Ratings FCA Bank SpA

(Downgrade Event)

In respect of the Servicer, and only if the Originator acts as Servicer, that the long-term rating of FCA Bank SpA unsecured, unsubordinated and unguaranteed debt obligations falls below Baa3 by Moody's

Moody's
Long Term
Baa1

**ABEST 16
Monthly Investor Report**

25. Glossary

Reporting Date	03/07/2019				
Payment Date	22/07/2019				
Period No	7				
Monthly Period	01/06/2019 - 30/06/2019				
Interest Period	from	21/06/2019	to	22/07/2019	= 31 days
Collection Period	from	01/06/2019	to	30/06/2019	

Ca-cib Milano
Calculation Agent
Deriana.bettini@ca-cib.com