

SC Germany Consumer 2022-1 Monthly Investor Report



GlobalCapital
EUROPEAN
SECURITIZATION
AWARDS

ABS Issuer of the Year
Santander Consumer Bank AG

WINNER

GlobalCapital
EUROPEAN
SECURITIZATION
AWARDS

ABS ISSUER OF THE YEAR

WINNER

Santander

**SC Germany Consumer 2022-1
Monthly Investor Report**

Cover Sheet Monthly Investor Report



Calculation Date	12.09.2023				
Payment Date	14.09.2023				
Period No	11				
Monthly Period	Sep 2023				
Interest Period	from 14.08.2023	to	14.09.2023	=	31 days
Collection Period	from 01.08.2023	to	31.08.2023		

Index	Page
1. Portfolio Information	1
1.1 Portfolio Information per period	2
2. Reserve Accounts	3
3.1 Delinquency Data	4
3.2 Default Data	5
3.3 Defaults & Recoveries per period	6
4. Concentration Limits	7
5. Outstanding Notes	8
6. Original Principal Balance	9
6.1 Original PB (Graph)	10
7. Current Principal Balance	11
7.1 Current PB (Graph)	12
8. Borrower Concentration	13
9. Geographical Distribution	14
9.1 Geographical (Graph)	15
10. Collateral	16
11. Insurances	17
12. Payment Methods	18
13. Effective Interest Rate	19
13.1 Effective Interest Rate (Graph)	20
14. Seasoning	21
14.1 Seasoning (Graph)	22
15. Remaining Term	23
15.1 Remaining Term (Graph)	24
16. Original Term	25
16.1 Original Term (Graph)	26
17. Loan Concentration	27
18. Amortisation Profiles	28
19. Priority of Payments + Transaction Costs	29
20. Retention	30
21. Counterparties	31
21. Issuer Information	32
23. Swap Counterparty	33
24. Santander Consumer Bank	34
25. Glossary	35

**SC Germany Consumer 2022-1
Monthly Investor Report**

1. Portfolio Information



Calculation Date	12.09.2023	
Payment Date	14.09.2023	
Period No	11	
Monthly Period	Sep 2023	
Interest Period from	14.08.2023	to 14.09.2023 = 31 days
Collection Period from	01.08.2023	to 31.08.2023

Outstanding Receivables	No. of Contracts	current period	previous period
		Aggregate Outstanding Principal Amount	Aggregate Outstanding Principal Amount
Beginning of Period	64.732	999.999.981,96 €	999.999.995,70 €
Scheduled Principal Payments		13.599.419,19 €	13.446.052,16 €
Prepayment Principal		16.834.208,94 €	18.154.861,64 €
Total Principal Collections		30.433.628,13 €	31.600.913,80 €
Total Interest Collections		4.601.194,86 €	4.564.888,24 €
Defaults		2.496.894,42 €	3.245.825,94 €
Replenishment Amount		32.460.931,64 €	34.846.726,00 €
End of Period		999.530.391,05 €	999.999.981,96 €
Purchase Shortfall Amount		66,06 €	18,04 €
Total Assets (End of Period)	65.160	999.530.457,11 €	1.000.000.000,00 €
Current Prepayment Rate (annualised)		18,4%	
Current Poolfactor		99,4%	

**SC Germany Consumer 2022-1
Monthly Investor Report**

1.1 Portfolio Information per period



Calculation Date	12.09.2023		
Payment Date	14.09.2023		
Period No	11		
Monthly Period	Sep 2023		
Interest Period	from	14.08.2023	to 14.09.2023 = 31 days
Collection Period	from	01.08.2023	to 31.08.2023

Collection Period	Outstanding BOP	Scheduled Principal Payments	Prepayment Principal	Total Principal Collections	Prepayment Rate
1	999.999.987,09 €	12.874.153,58 €	12.869.301,56 €	25.743.455,14 €	14,40%
2	999.999.994,49 €	12.749.018,21 €	14.938.459,26 €	27.687.477,47 €	16,52%
3	999.999.997,67 €	12.267.567,37 €	9.162.134,91 €	21.429.702,28 €	10,46%
4	999.999.994,00 €	12.703.121,13 €	19.011.983,49 €	31.715.104,62 €	20,57%
5	999.999.989,14 €	12.573.513,08 €	15.870.326,32 €	28.443.839,40 €	17,47%
6	999.999.997,65 €	12.878.781,51 €	16.692.848,52 €	29.571.630,03 €	18,29%
7	999.999.996,75 €	13.682.490,24 €	13.503.526,90 €	27.186.017,14 €	15,05%
8	999.999.997,40 €	13.211.478,12 €	16.184.488,81 €	29.395.966,93 €	17,78%
9	999.999.977,96 €	13.262.543,27 €	16.278.904,21 €	29.541.447,48 €	17,88%
10	999.999.995,70 €	13.446.052,16 €	18.154.861,64 €	31.600.913,80 €	19,74%
11	999.999.981,96 €	13.599.419,19 €	16.834.208,94 €	30.433.628,13 €	18,43%
12					
13					
14					
15					
16					
17					
18					
19					
20					
21					
22					
23					
24					
25					
26					
27					
28					
29					
30					
31					
32					
33					
34					
35					
36					
37					
38					
39					
40					
41					
42					
43					
44					
45					
46					
47					
48					
49					
50					
51					
52					
53					
54					
55					
56					
57					
58					
59					
60					
61					
62					
63					
64					
65					
66					
67					
68					
69					
70					
71					
72					
73					
74					
75					
76					
77					
78					
79					
80					

**SC Germany Consumer 2022-1
Monthly Investor Report**

2. Reserve Accounts



Calculation Date	12.09.2023				
Payment Date	14.09.2023				
Period No	11				
Monthly Period	Sep 2023				
Interest Period	from	14.08.2023	to	14.09.2023	= 31 days
Collection Period	from	01.08.2023	to	31.08.2023	

Reserve Accounts

Liquidity Reserve

	in %		Trigger Event y/n
Beginning of Period	1,7%	17.102.794,67 €	
Cash Outflow		17.102.794,67 €	
of which Liquidity Reserve Excess Amount		- €	
of which added to Priority of Payments		- €	
Cash Inflow		16.426.400,12 €	
End of Period	1,7%	16.426.400,12 €	
Required Liquidity Reserve Amount	2,1%	21.257.694,28 €	

Commingling Reserve

	in %		Trigger Event y/n
Beginning of Period		n/a	no
Cash Outflow		n/a	
of which Commingling Reserve Excess Amount			
of which drawn from the commingling reserve and applied to PoP			
Cash Inflow		n/a	
End of Period		n/a	
Commingling Reserve Required Amount		- €	

Set-Off Reserve

	in %		Trigger Event y/n
Beginning of Period		n/a	no
Cash Outflow		n/a	
of which Set-Off Reserve Excess Amount			
of which drawn from the set-off reserve and applied to PoP			
Cash Inflow		n/a	
End of Period		n/a	
Set-Off Reserve Required Amount		- €	

In case of Rating Trigger breach: Set-Off Reserve Required Amount

**SC Germany Consumer 2022-1
Monthly Investor Report**

3.1 Delinquency Data



Calculation Date	12.09.2023				
Payment Date	14.09.2023				
Period No	11				
Monthly Period	Sep 2023				
Interest Period	from	14.08.2023	to	14.09.2023	= 31 days
Collection Period	from	01.08.2023	to	31.08.2023	

Delinquency Data and Ratios

Collection Period	Outstanding EOP	Days past due				not delinquent	Days past due			
		1-30	31-60	61-90	>90		1-30	31-60	61-90	>90
1	999.999.987,09 €	0,00 €	0,00 €	0,00 €	0,00 €	100,00%	0,00%	0,00%	0,00%	0,00%
2	999.999.994,49 €	641.380,19 €	1.894.731,03 €	844.156,63 €	61.173,60 €	99,66%	0,06%	0,19%	0,08%	0,01%
3	999.999.997,67 €	2.165.080,78 €	1.060.540,63 €	2.578.767,32 €	725.701,01 €	99,35%	0,22%	0,11%	0,26%	0,07%
4	999.999.994,00 €	1.781.232,01 €	2.899.036,17 €	795.324,06 €	2.634.984,34 €	99,19%	0,18%	0,29%	0,08%	0,26%
5	999.999.989,14 €	860.512,44 €	2.266.862,75 €	2.762.908,48 €	4.198.265,92 €	98,99%	0,09%	0,23%	0,28%	0,42%
6	999.999.997,65 €	2.543.997,92 €	3.376.601,62 €	2.436.455,51 €	2.844.720,69 €	98,88%	0,25%	0,34%	0,24%	0,28%
7	999.999.996,75 €	954.864,90 €	5.145.832,87 €	2.763.720,24 €	2.757.097,57 €	98,84%	0,10%	0,51%	0,28%	0,28%
8	999.999.997,40 €	2.864.134,06 €	3.671.378,04 €	2.672.979,02 €	3.346.589,70 €	98,74%	0,29%	0,37%	0,27%	0,33%
9	999.999.977,96 €	1.065.451,69 €	3.999.926,34 €	3.994.959,29 €	5.266.748,99 €	98,57%	0,11%	0,40%	0,40%	0,53%
10	999.999.995,70 €	3.250.747,46 €	1.215.052,88 €	4.064.701,73 €	5.563.315,06 €	98,59%	0,33%	0,12%	0,41%	0,56%
11	999.999.981,96 €	1.111.463,21 €	3.290.646,07 €	3.538.383,00 €	6.510.756,00 €	98,55%	0,11%	0,33%	0,35%	0,65%
12										
13										
14										
15										
16										
17										
18										
19										
20										
21										
22										
23										
24										
25										
26										
27										
28										
29										
30										
31										
32										
33										
34										
35										
36										
37										
38										
39										
40										
41										
42										
43										
44										
45										
46										
47										
48										
49										
50										
51										
52										
53										
54										
55										
56										
57										
58										
59										
60										
61										
62										
63										
64										
65										
66										
67										
68										
69										
70										
71										
72										
73										
74										
75										
76										
77										
78										
79										
80										

SC Germany Consumer 2022-1
Monthly Investor Report

3.2 Default Data



Calculation Date	12.09.2023				
Payment Date	14.09.2023				
Period No	11				
Monthly Period	Sep 2023				
Interest Period from	14.08.2023	to	14.09.2023	=	31 days
Collection Period from	01.08.2023	to	31.08.2023		

Default Data and Ratios

	Amount	Number of Loans
Current Default		
Current Period Gross Default	2.496.894,42 €	
Current Period Recoveries	46.365,93 €	
Current Period Net Default	2.450.528,49 €	
New Number of Defaulted Contracts		157
Cumulative Default		
Cumulative Gross Default	15.666.835,85 €	
Cumulative Recoveries	141.669,83 €	
Cumulative Net Losses	15.525.166,02 €	
Total Number of Defaulted Contracts		897

Principal Deficiency Ledgers

Class A PDL Sub-Ledger		
Class A PDL BoP	- €	
Class A Amount debited to the PDL	- €	
Class A Amount credited to the PDL	- €	
Class A PDL EoP	- €	
Class B PDL Sub-Ledger		
Class B PDL BoP	- €	
Class B Amount debited to the PDL	- €	
Class B Amount credited to the PDL	- €	
Class B PDL EoP	- €	
Class C PDL Sub-Ledger		
Class C PDL BoP	- €	
Class C Amount debited to the PDL	- €	
Class C Amount credited to the PDL	- €	
Class C PDL EoP	- €	
Class D PDL Sub-Ledger		
Class D PDL BoP	- €	
Class D Amount debited to the PDL	- €	
Class D Amount credited to the PDL	- €	
Class D PDL EoP	- €	
Class E PDL Sub-Ledger		
Class E PDL BoP	- €	
Class E Amount debited to the PDL	- €	
Class E Amount credited to the PDL	- €	
Class E PDL EoP	- €	
Class F PDL Sub-Ledger		
Class F PDL BoP	- €	
Class F Amount debited to the PDL	- €	
Class F Amount credited to the PDL	- €	
Class F PDL EoP	- €	
Class G PDL Sub-Ledger		
Class G PDL BoP	- €	
Class G Amount debited to the PDL	2.496.894,42 €	
Class G Amount credited to the PDL	2.027.351,53 €	
Class G PDL EoP	469.542,89 €	

**SC Germany Consumer 2022-1
Monthly Investor Report**

3.3 Defaults & Recoveries per period



Calculation Date	12.09.2023				
Payment Date	14.09.2023				
Period No	11				
Monthly Period	Sep 2023				
Interest Period	from	14.08.2023	to	14.09.2023	= 31 days
Collection Period	from	01.08.2023	to	31.08.2023	

Default/Recovery Data and Ratios

3 Months Rolling Average Dynamic Net Loss Ratio % * n/a

Collection Period	Number of defaulted contracts	Defaults in collection period	cumulated Defaults since cut-off	cumulated amount of purchased receivables	Cumulated Default Ratio %	Recoveries in collection period	cumulated Recoveries since cut-off	cumulated net losses	cumulative net loss ratio %	Dynamic Net Loss Ratio
1	0	0,00 €	0,00 €	1.025.743.449,63 €	0,00%	0,00 €	0,00 €	0,00 €	0,00%	n/a
2	2	24.148,21 €	24.148,21 €	1.053.455.078,49 €	0,00%	-106,57 €	-106,57 €	24.254,78 €	0,00%	0,00%
3	7	94.815,96 €	118.964,17 €	1.074.979.593,06 €	0,01%	-379,46 €	-486,03 €	119.450,20 €	0,01%	0,01%
4	38	475.812,17 €	594.776,34 €	1.107.170.504,99 €	0,05%	-692,74 €	-1.178,77 €	595.955,11 €	0,05%	0,05%
5	112	1.667.952,86 €	2.262.729,20 €	1.137.282.305,76 €	0,20%	-1.099,70 €	-2.278,47 €	2.265.007,87 €	0,20%	0,17%
6	227	1.799.199,77 €	4.061.928,97 €	1.168.653.134,66 €	0,35%	-2.884,83 €	-5.163,30 €	4.067.092,27 €	0,35%	0,18%
7	323	1.624.372,99 €	5.686.301,96 €	1.197.463.525,44 €	0,47%	36.361,46 €	-1.198,16 €	5.655.103,80 €	0,47%	0,16%
8	421	1.702.373,25 €	7.388.675,21 €	1.228.561.846,18 €	0,60%	27.481,56 €	58.679,72 €	7.329.995,49 €	0,78%	0,17%
9	570	2.535.440,28 €	9.924.115,49 €	1.260.838.751,68 €	0,79%	25.687,07 €	84.366,79 €	9.839.748,70 €	0,78%	0,25%
10	740	3.245.825,94 €	13.169.941,43 €	1.295.485.477,68 €	1,02%	10.937,11 €	95.303,90 €	13.074.637,53 €	1,01%	0,32%
11	897	2.496.894,42 €	15.666.835,85 €	1.327.946.409,32 €	1,18%	46.365,93 €	141.669,83 €	15.525.166,02 €	1,17%	0,25%
12										
13										
14										
15										
16										
17										
18										
19										
20										
21										
22										
23										
24										
25										
26										
27										
28										
29										
30										
31										
32										
33										
34										
35										
36										
37										
38										
39										
40										
41										
42										
43										
44										
45										
46										
47										
48										
49										
50										
51										
52										
53										
54										
55										
56										
57										
58										
59										
60										
61										
62										
63										
64										
65										
66										
67										
68										
69										
70										
71										
72										
73										
74										
75										
76										
77										
78										
79										
80										

* trigger applies for the first 25 Payment Dates following the end of the Replenishment Period

**SC Germany Consumer 2022-1
Monthly Investor Report**

4. Concentration Limits



Calculation Date	12.09.2023			
Payment Date	14.09.2023			
Period No	11			
Monthly Period	Sep 2023			
Interest Period from	14.08.2023	to	14.09.2023	= 31 days
Collection Period from	01.08.2023	to	31.08.2023	

Current Transaction Status

Portfolio Concentrations	Minimum-Trigger	Maximum-Trigger	Current Value	Trigger Breach
Average Yield (applicable for Total Portfolio)	5,50%	-	5,86%	no
Borrower Exposure (applicable for Total Portfolio)	-	200.000,00 €	124.411,28 €	no
WA Remaining Term		85,00	73,51	no
		Maximum-Trigger	Current Value	Trigger Breach
Purchase Shortfall Event				no
Period before previous period		100.000.000,00 €	4,30 €	
Previous period		100.000.000,00 €	18,04 €	
Current period		100.000.000,00 €	66,06 €	
Termination/Service Termination Event				no
Event of Default / Termination Event, as defined in the Interest Rate Swap				no
Sequential Payment Trigger Event				no
Cumulative Net Loss Ratio				
- from the first Payment Date in Nov 2022 until (and including) the Payment Date in Oct 2023		2,00%		no
- from the Payment Date in Nov 2023 until (and including) the Payment Date in Oct 2024		3,25%	1,17%	no
- from the Payment Date in Nov 2024 until (and including) the Payment Date in Oct 2025		4,00%		no
- from the Payment Date in Nov 2025 onwards		5,00%		no
Debit balance PDL		20.000.000,00 €	469.542,89 €	no
Aggregate Outstanding Portfolio Principal Amount is lower than 10 per cent of the Aggregate Outstanding Portfolio Principal Amount	10%		99,95%	no
Three Months Rolling Average Dynamic Net Loss Ratio *		0,35%	n/a	no
Tax Call Redemption date				no
Regulatory Change Event Redemption Date				no
Termination Event or Service Termination Event				no
Early Amortisation Event				
Cumulative Net Loss Ratio				
- prior to or on 30 September 2023		2,00%	1,17%	no
Purchase Shortfall Event				no
Termination Event or Service Termination Event				no
Event of Default / Termination Event, as defined in the Interest Rate Swap				no
Any debit of class G PDL equal to or higher than 0.25% on two consecutive Payment Dates				
Previous period		0,25%	0,00%	no
Current period			0,05%	

* trigger applies for the first 25 Payment Dates following the end of the Replenishment Period

**SC Germany Consumer 2022-1
Monthly Investor Report**

Calculation Date	12.09.2023				
Payment Date	14.09.2023				
Period No	11				
Monthly Period	Sep 2023				
Interest Period from	14.08.2023	to	14.09.2023	=	31 days
Collection Period from	01.08.2023	to	31.08.2023		

5. Outstanding Notes



1. Note Balance	All notes	Class A	Class B	Class C	Class D	Class E	Class F	Class G
General Note Information								
ISIN Code		XS2482884850	XS2482885071	XS2482886046	XS2482886475	XS2482886558	XS2482886632	XS2482886806
Currency		EUR	EUR	EUR	EUR	EUR	EUR	EUR
Initial Tranching	in %	75,60%	4,40%	5,50%	4,00%	5,10%	2,60%	2,80%
Legal Maturity		Okt 2036	Okt 2036	Okt 2036	Okt 2036	Okt 2036	Okt 2036	Okt 2036
Expected Maturity		Nov 2027	Nov 2027	Nov 2027	Nov 2027	Nov 2027	Jan 2024	Nov 2027
Original Rating (Fitch / Moody's)		AAA (sf) / Aaa (sf)	AA- (sf) / Aa1 (sf)	A (sf) / A1 (sf)	BBB (sf) / Baa3 (sf)	BB (sf) / Ba3 (sf)	B- (sf) / B2 (sf)	n.r. / n.r.
Current Rating (Fitch / Moody's)*		AAA (sf) / Aaa (sf)	AA- (sf) / Aa1 (sf)	A (sf) / A1 (sf)	BBB (sf) / Baa3 (sf)	BB (sf) / Ba3 (sf)	CCC (sf) / B2 (sf)	n.r. / n.r.
Initial Notes Aggregate Principal Outstanding Balance	1.000.000.000 €	756.000.000,00 €	44.000.000,00 €	55.000.000,00 €	40.000.000,00 €	51.000.000,00 €	26.000.000,00 €	28.000.000,00 €
Initial Nominal per Note		100.000,00 €	100.000,00 €	100.000,00 €	100.000,00 €	100.000,00 €	100.000,00 €	100.000,00 €
Initial Number of Notes per Class		7.560	440	550	400	510	260	280
Current Note Information								
Class Principal Outstanding Balance Beginning of Period	994.258.830,84 €	756.000.000,00 €	44.000.000,00 €	55.000.000,00 €	40.000.000,00 €	51.000.000,00 €	20.258.830,84 €	28.000.000,00 €
Replenishment	32.460.931,64 €							
Amortisation	- €							
Redemption per Class		- €	- €	- €	- €	- €	- €	- €
Redemption per Note		- €	- €	- €	- €	- €	- €	- €
Class Principal Outstanding Balance End of Period	994.258.830,84 €	756.000.000,00 €	44.000.000,00 €	55.000.000,00 €	40.000.000,00 €	51.000.000,00 €	20.258.830,84 €	28.000.000,00 €
Current Tranching		76,0%	4,4%	5,5%	4,0%	5,1%	2,0%	2,8%
Current Pool Factor	0,99	1,00	1,00	1,00	1,00	1,00	0,78	1,00
2. Payments to Investors per Note								
	All notes	Class A	Class B	Class C	Class D	Class E	Class F	Class G
Interest Rate Basis: 1 M-Euribor / Fixed / Floating	3,621%	1mE+70bp	1mE+275bp	1mE+375bp	1mE+550bp	1mE+850bp	1mE+1200bp	1614bp
Day/Count Convention		act/360	act/360	act/360	act/360	act/360	act/360	act/360
Interest Days	31							
Principal Outstanding per Note Beginning of Period		100.000,00 €	100.000,00 €	100.000,00 €	100.000,00 €	100.000,00 €	77.918,58 €	100.000,00 €
> Principal Repayment per Note		- €	- €	- €	- €	- €	- €	- €
Principal Outstanding per Note End of Period		100.000,00 €	100.000,00 €	100.000,00 €	100.000,00 €	100.000,00 €	77.918,58 €	100.000,00 €
> Interest accrued for the period	-	2.813.000,40 €	241.388,40 €	349.101,50 €	314.168,00 €	532.312,50 €	272.511,20 €	4.042.169,60 €
Interest Payment		2.813.000,40 €	241.388,40 €	349.101,50 €	314.168,00 €	532.312,50 €	272.511,20 €	- €
Interest Payment per Note		372,09 €	548,61 €	634,73 €	785,42 €	1.043,75 €	1.048,12 €	- €
3. Credit Enhancements								
		Class A	Class B	Class C	Class D	Class E	Class F	Class G
Initial total CE (Subordination, Reserve)		26,5%	22,1%	16,6%	12,6%	7,5%	4,9%	2,1%
Current CE		26,0%	21,6%	16,1%	12,1%	7,0%	5,0%	2,2%

* Last rating action as of 15.05.2023

SC Germany Consumer 2022-1
Monthly Investor Report

6. Original Principal Balance



Calculation Date	12.09.2023	
Payment Date	14.09.2023	
Period No	11	
Monthly Period	Sep 2023	
Interest Period	from 14.08.2023	to 14.09.2023 = 31 days
Collection Period	from 01.08.2023	to 31.08.2023

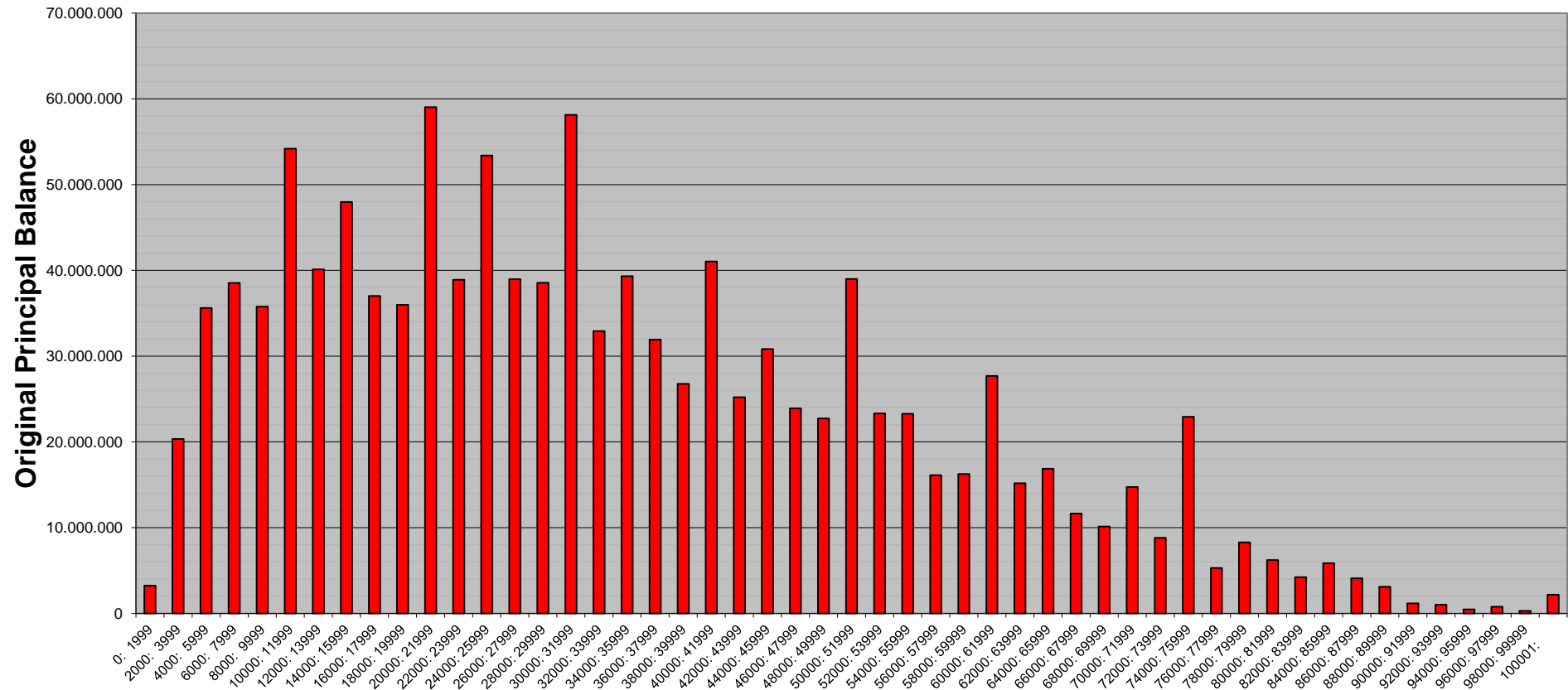
Original Principal Balance (Ranges in EUR)	Original Principal Balance in EUR	Percentage of Total Balance	Number of Loans	Percentage of Total Loans
0: 1999	3.250.602,99	0,27%	2.480	3,81%
2000: 3999	20.336.759,83	1,70%	7.234	11,10%
4000: 5999	35.606.308,95	2,97%	7.300	11,20%
6000: 7999	38.534.115,52	3,21%	5.611	8,61%
8000: 9999	35.760.047,48	2,98%	4.059	6,23%
10000: 11999	54.193.293,39	4,52%	5.098	7,82%
12000: 13999	40.127.117,65	3,35%	3.132	4,81%
14000: 15999	47.976.187,06	4,00%	3.201	4,91%
16000: 17999	37.024.297,32	3,09%	2.188	3,36%
18000: 19999	35.990.487,15	3,00%	1.909	2,93%
20000: 21999	59.027.557,81	4,92%	2.859	4,39%
22000: 23999	38.911.360,48	3,24%	1.700	2,61%
24000: 25999	53.406.661,02	4,45%	2.143	3,29%
26000: 27999	38.974.280,95	3,25%	1.452	2,23%
28000: 29999	38.549.515,06	3,21%	1.333	2,05%
30000: 31999	58.133.083,76	4,85%	1.897	2,91%
32000: 33999	32.915.430,20	2,74%	1.003	1,54%
34000: 35999	39.319.945,66	3,28%	1.126	1,73%
36000: 37999	31.931.690,07	2,66%	865	1,33%
38000: 39999	26.778.057,31	2,23%	688	1,06%
40000: 41999	41.041.832,27	3,42%	1.009	1,55%
42000: 43999	25.205.685,67	2,10%	588	0,90%
44000: 45999	30.834.927,15	2,57%	686	1,05%
46000: 47999	23.908.369,23	1,99%	509	0,78%
48000: 49999	22.725.312,19	1,89%	465	0,71%
50000: 51999	38.995.094,31	3,25%	774	1,19%
52000: 53999	23.322.413,51	1,94%	441	0,68%
54000: 55999	23.290.620,74	1,94%	424	0,65%
56000: 57999	16.125.012,61	1,34%	283	0,43%
58000: 59999	16.248.094,41	1,35%	276	0,42%
60000: 61999	27.682.647,38	2,31%	458	0,70%
62000: 63999	15.172.301,55	1,26%	241	0,37%
64000: 65999	16.876.673,78	1,41%	260	0,40%
66000: 67999	11.647.061,71	0,97%	174	0,27%
68000: 69999	10.125.973,17	0,84%	147	0,23%
70000: 71999	14.745.380,08	1,23%	209	0,32%
72000: 73999	8.817.990,02	0,74%	121	0,19%
74000: 75999	22.935.462,17	1,91%	306	0,47%
76000: 77999	5.308.477,42	0,44%	69	0,11%
78000: 79999	8.288.225,54	0,69%	105	0,16%
80000: 81999	6.223.378,12	0,52%	77	0,12%
82000: 83999	4.234.161,89	0,35%	51	0,08%
84000: 85999	5.863.312,75	0,49%	69	0,11%
86000: 87999	4.089.049,31	0,34%	47	0,07%
88000: 89999	3.110.069,81	0,26%	35	0,05%
90000: 91999	1.180.947,19	0,10%	13	0,02%
92000: 93999	1.021.953,62	0,09%	11	0,02%
94000: 95999	472.719,94	0,04%	5	0,01%
96000: 97999	774.934,43	0,06%	8	0,01%
98000: 99999	295.906,86	0,02%	3	0,00%
100001:	2.182.277,06	0,18%	18	0,03%
Total	1.199.493.065,55	100,00%	65.160	100,00%

Statistics in EUR	
Average Amount	18.408,43

**SC Germany Consumer 2022-1
Monthly Investor Report**

6.1 Original PB (Graph)

Calculation Date	12.09.2023		
Payment Date	14.09.2023		
Period No	11		
Monthly Period	Sep 2023		
Interest Period	from	14.08.2023	to 14.09.2023 = 31 days
Collection Period	from	01.08.2023	to 31.08.2023



**SC Germany Consumer 2022-1
Monthly Investor Report**

7. Current Principal Balance



Calculation Date	12.09.2023				
Payment Date	14.09.2023				
Period No	11				
Monthly Period	Sep 2023				
Interest Period	from	14.08.2023	to	14.09.2023	= 31 days
Collection Period	from	01.08.2023	to	31.08.2023	

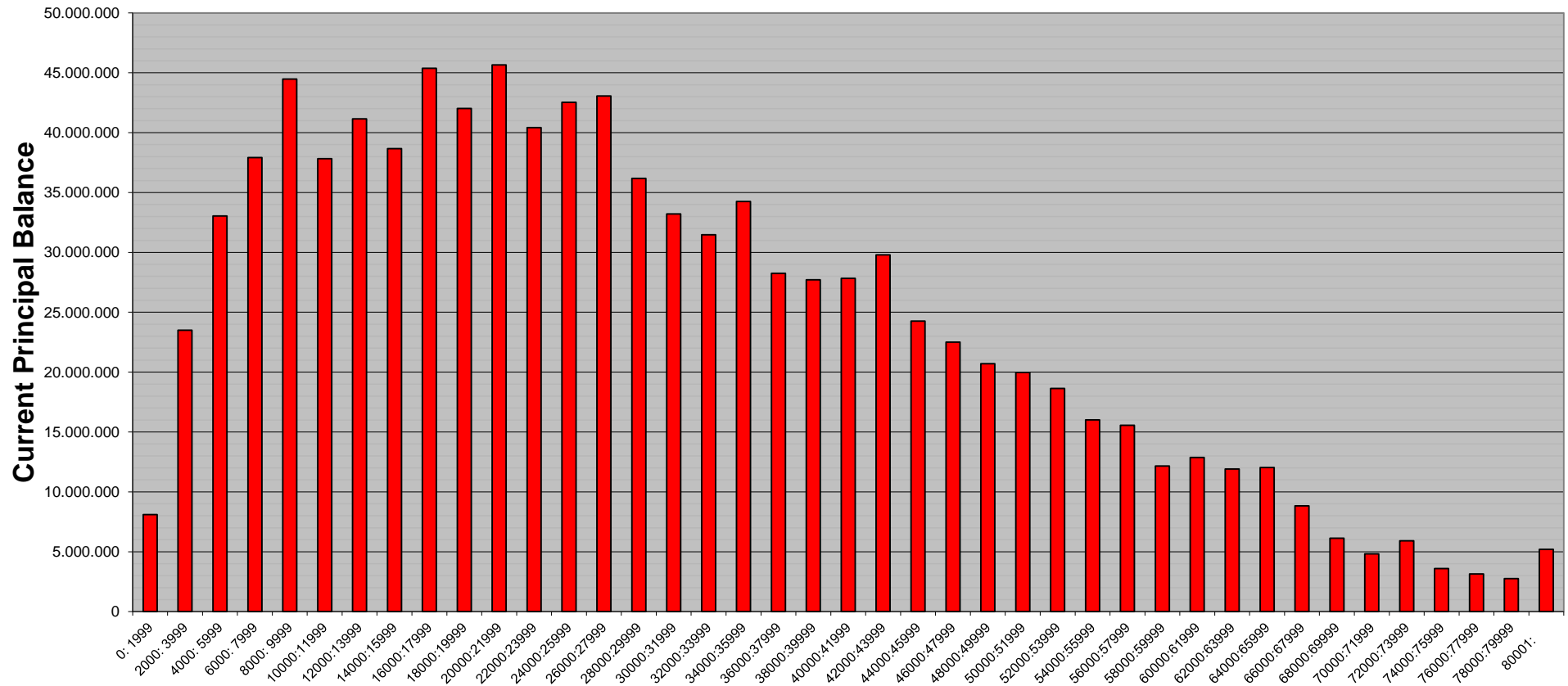
Current Principal Balance (Ranges in EUR)	Current Principal Balance in EUR	Percentage of Total Balance	Number of Loans	Percentage of Total Loans
0: 1999	8.108.101,61	0,81%	7.549	11,59%
2000: 3999	23.495.735,68	2,35%	7.944	12,19%
4000: 5999	33.042.750,62	3,31%	6.727	10,32%
6000: 7999	37.921.521,55	3,79%	5.444	8,35%
8000: 9999	44.481.948,11	4,45%	4.979	7,64%
10000:11999	37.824.118,84	3,78%	3.453	5,30%
12000:13999	41.158.903,22	4,12%	3.167	4,86%
14000:15999	38.665.577,09	3,87%	2.583	3,96%
16000:17999	45.374.502,16	4,54%	2.669	4,10%
18000:19999	42.024.997,88	4,20%	2.216	3,40%
20000:21999	45.661.917,71	4,57%	2.174	3,34%
22000:23999	40.427.444,02	4,04%	1.761	2,70%
24000:25999	42.537.197,42	4,26%	1.700	2,61%
26000:27999	43.068.431,51	4,31%	1.599	2,45%
28000:29999	36.186.615,39	3,62%	1.249	1,92%
30000:31999	33.210.761,01	3,32%	1.074	1,65%
32000:33999	31.477.509,20	3,15%	954	1,46%
34000:35999	34.254.469,81	3,43%	980	1,50%
36000:37999	28.259.151,35	2,83%	763	1,17%
38000:39999	27.716.292,73	2,77%	711	1,09%
40000:41999	27.831.087,34	2,78%	679	1,04%
42000:43999	29.799.075,82	2,98%	693	1,06%
44000:45999	24.262.429,27	2,43%	540	0,83%
46000:47999	22.508.569,77	2,25%	479	0,74%
48000:49999	20.707.613,81	2,07%	423	0,65%
50000:51999	19.964.992,03	2,00%	391	0,60%
52000:53999	18.639.015,64	1,86%	352	0,54%
54000:55999	16.013.217,15	1,60%	291	0,45%
56000:57999	15.558.335,31	1,56%	273	0,42%
58000:59999	12.149.298,68	1,22%	206	0,32%
60000:61999	12.870.523,36	1,29%	211	0,32%
62000:63999	11.909.411,13	1,19%	189	0,29%
64000:65999	12.028.622,30	1,20%	185	0,28%
66000:67999	8.827.438,57	0,88%	132	0,20%
68000:69999	6.131.157,46	0,61%	89	0,14%
70000:71999	4.821.848,52	0,48%	68	0,10%
72000:73999	5.911.401,10	0,59%	81	0,12%
74000:75999	3.593.318,86	0,36%	48	0,07%
76000:77999	3.149.415,72	0,32%	41	0,06%
78000:79999	2.761.460,71	0,28%	35	0,05%
80001:	5.194.211,59	0,52%	58	0,09%
Total	999.530.391,05	100,00%	65.160	100,00%

Statistics	in EUR
Average Amount	15.339,63

SC Germany Consumer 2022-1
Monthly Investor Report

7.1 Current PB (Graph)

Calculation Date	12.09.2023		
Payment Date	14.09.2023		
Period No	11		
Monthly Period	Sep 2023		
Interest Period	from	14.08.2023	to 14.09.2023 =
Collection Period	from	01.08.2023	to 31.08.2023 = 31 days



**SC Germany Consumer 2022-1
Monthly Investor Report**

8. Borrower Concentration



Calculation Date	12.09.2023	
Payment Date	14.09.2023	
Period No	11	
Monthly Period	Sep 2023	
Interest Period	from 14.08.2023	to 14.09.2023 = 31 days
Collection Period	from 01.08.2023	to 31.08.2023

No	Current Principal Balance in EUR	Percentage of Total Balance	Number of Loans
1	124.411,28	0,0124%	1
2	122.677,94	0,0123%	1
3	120.653,61	0,0121%	1
4	117.188,85	0,0117%	1
5	115.356,24	0,0115%	1
6	111.689,68	0,0112%	1
7	106.671,90	0,0107%	1
8	104.548,07	0,0105%	1
9	98.521,15	0,0099%	1
10	97.134,73	0,0097%	1
11	96.701,96	0,0097%	1
12	96.427,17	0,0096%	1
13	93.695,80	0,0094%	1
14	93.102,15	0,0093%	1
15	91.391,96	0,0091%	1
16	89.709,93	0,0090%	1
17	89.393,94	0,0089%	1
18	88.342,77	0,0088%	1
19	88.170,39	0,0088%	1
20	87.765,68	0,0088%	1
21	86.889,21	0,0087%	1
22	86.800,00	0,0087%	1
23	86.721,41	0,0087%	1
24	86.675,56	0,0087%	1
25	86.154,34	0,0086%	1
	2.466.795,72	0,2468%	25

**SC Germany Consumer 2022-1
Monthly Investor Report**

9. Geographical Distribution



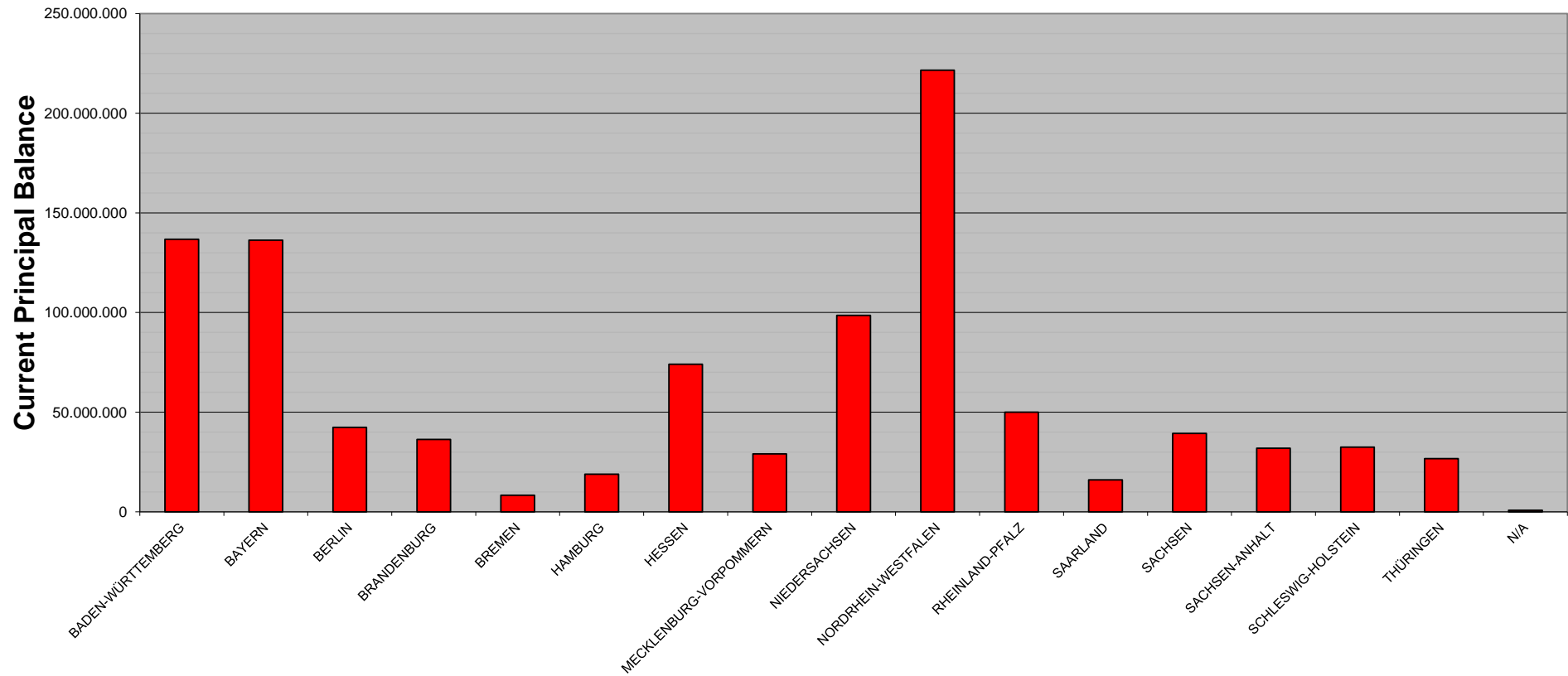
Calculation Date	12.09.2023	
Payment Date	14.09.2023	
Period No	11	
Monthly Period	Sep 2023	
Interest Period	from 14.08.2023	to 14.09.2023 = 31 days
Collection Period	from 01.08.2023	to 31.08.2023

<i>State</i>	<i>Current Principal Balance in EUR</i>	<i>Percentage of Total Balance</i>	<i>Number of Loans</i>	<i>Percentage of Total Loans</i>
BADEN-WÜRTTEMBERG	136.784.275,56	13,68%	8.259	12,67%
BAYERN	136.289.963,29	13,64%	8.830	13,55%
BERLIN	42.367.748,22	4,24%	2.694	4,13%
BRANDENBURG	36.365.585,65	3,64%	2.437	3,74%
BREMEN	8.330.235,56	0,83%	564	0,87%
HAMBURG	18.837.102,41	1,88%	1.303	2,00%
HESSEN	74.063.878,56	7,41%	4.619	7,09%
MECKLENBURG-VORPOMMERN	29.106.019,78	2,91%	1.950	2,99%
NIEDERSACHSEN	98.541.255,23	9,86%	6.544	10,04%
NORDRHEIN-WESTFALEN	221.589.859,80	22,17%	14.300	21,95%
RHEINLAND-PFALZ	49.976.010,09	5,00%	3.341	5,13%
SAARLAND	16.028.588,44	1,60%	991	1,52%
SACHSEN	39.349.529,93	3,94%	2.903	4,46%
SACHSEN-ANHALT	31.918.934,34	3,19%	2.228	3,42%
SCHLESWIG-HOLSTEIN	32.499.374,25	3,25%	2.274	3,49%
THÜRINGEN	26.730.148,75	2,67%	1.884	2,89%
N/A	751.881,19	0,08%	39	0,06%
Total	999.530.391,05	100,00%	65.160	100,00%

**SC Germany Consumer 2022-1
Monthly Investor Report**

9.1 Geographical Distribution (Graph)

Calculation Date	12.09.2023	
Payment Date	14.09.2023	
Period No	11	
Monthly Period	Sep 2023	
Interest Period	from 14.08.2023	to 14.09.2023 = 31 days
Collection Period	from 01.08.2023	to 31.08.2023



**SC Germany Consumer 2022-1
Monthly Investor Report**

10. Collateral



Calculation Date		12.09.2023			
Payment Date		14.09.2023			
Period No		11			
Monthly Period		Sep 2023			
Interest Period	from	14.08.2023	to	14.09.2023	= 31 days
Collection Period	from	01.08.2023	to	31.08.2023	

<i>Collateral</i>	<i>Current Principal Balance in EUR</i>	<i>Percentage of Total Balance</i>	<i>Number of Loans</i>	<i>Percentage of Total Loans</i>
secured	24.884.852,94	2,49%	769	1,18%
unsecured	974.645.538,11	97,51%	64.391	98,82%
Total	999.530.391,05	100,00%	65.160	100,00%

**SC Germany Consumer 2022-1
Monthly Investor Report**

11. Insurances



Calculation Date			12.09.2023		
Payment Date			14.09.2023		
Period No			11		
Monthly Period			Sep 2023		
Interest Period	from	14.08.2023	to	14.09.2023	= 31 days
Collection Period	from	01.08.2023	to	31.08.2023	

<i>Payment Protection Insurance</i>	<i>Current Principal Balance in EUR</i>	<i>Percentage of Total Balance</i>	<i>Number of Loans</i>	<i>Percentage of Total Loans</i>
No	405.724.369,86	40,59%	30.043	46,11%
Yes	593.806.021,19	59,41%	35.117	53,89%
Total	999.530.391,05	100,00%	65.160	100,00%

**SC Germany Consumer 2022-1
Monthly Investor Report**

12. Payment Methods



Calculation Date	12.09.2023			
Payment Date	14.09.2023			
Period No	11			
Monthly Period	Sep 2023			
Interest Period	from	14.08.2023	to	14.09.2023 = 31 days
Collection Period	from	01.08.2023	to	31.08.2023

<i>Payment Method</i>	<i>Current Principal Balance in EUR</i>	<i>Percentage of Total Balance</i>	<i>Number of Loans</i>	<i>Percentage of Total Loans</i>
Direct Debit	979.153.659,81	97,96%	63.754	97,84%
Other	20.376.731,24	2,04%	1.406	2,16%
Total	999.530.391,05	100,00%	65.160	100,00%

<i>Cycle of Payment</i>	<i>Current Principal Balance in EUR</i>	<i>Percentage of Total Balance</i>	<i>Number of Loans</i>	<i>Percentage of Total Loans</i>
15th of month	244.277.478,70	24,44%	16.498	25,32%
1st of month	755.252.912,35	75,56%	48.662	74,68%
Total	999.530.391,05	100,00%	65.160	100,00%

**SC Germany Consumer 2022-1
Monthly Investor Report**

13. Effective Interest Rate



Calculation Date	12.09.2023				
Payment Date	14.09.2023				
Period No	11				
Monthly Period	Sep 2023				
Interest Period	from	14.08.2023	to	14.09.2023	= 31 days
Collection Period	from	01.08.2023	to	31.08.2023	

<i>Yield Range *</i>	<i>Current Principal Balance in EUR</i>	<i>Percentage of Total Balance</i>	<i>Number of Loans</i>	<i>Percentage of Total Loans</i>
0: 0	69.346,37	0,01%	81	0,12%
1: 1	9.751.427,07	0,98%	1.388	2,13%
2: 2	158.142.006,09	15,82%	12.037	18,47%
3: 3	112.574.750,76	11,26%	7.273	11,16%
4: 4	111.450.277,94	11,15%	6.826	10,48%
5: 5	127.715.050,33	12,78%	7.305	11,21%
6: 6	205.951.428,97	20,60%	11.444	17,56%
7: 7	163.126.346,30	16,32%	11.080	17,00%
8: 8	73.958.442,18	7,40%	4.730	7,26%
9: 9	26.165.913,62	2,62%	2.024	3,11%
10:10	7.392.937,03	0,74%	637	0,98%
11:11	2.014.881,54	0,20%	195	0,30%
12:12	977.414,86	0,10%	91	0,14%
13:13	208.470,50	0,02%	44	0,07%
14:14	31.697,49	0,00%	5	0,01%
Total	999.530.391,05	100,00%	65.160	100,00%

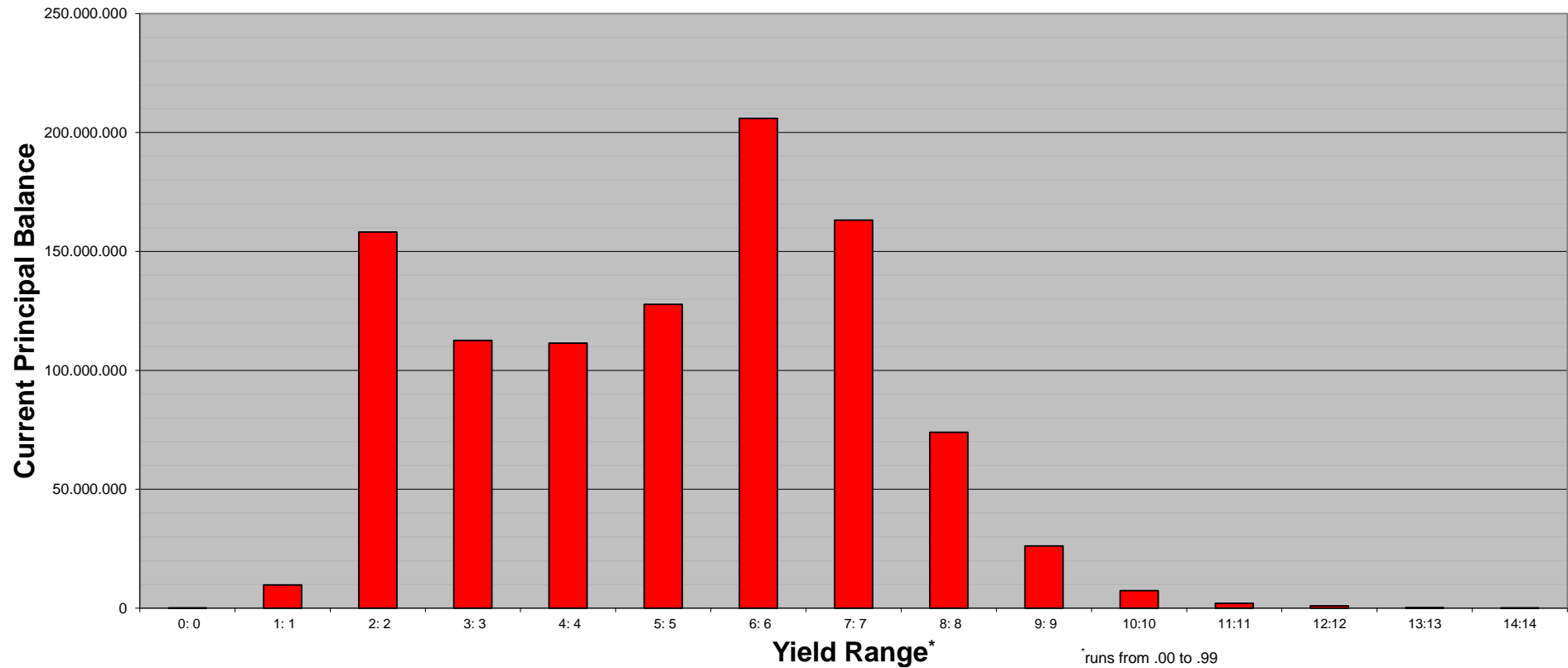
Statistics	in %
WA Interest	5,86%

* runs from .00 to .99

**SC Germany Consumer 2022-1
Monthly Investor Report**

13.1 Effective Interest Rate (Graph)

Calculation Date	12.09.2023	
Payment Date	14.09.2023	
Period No	11	
Monthly Period	Sep 2023	
Interest Period	from 14.08.2023	to 14.09.2023 = 31 days
Collection Period	from 01.08.2023	to 31.08.2023



**SC Germany Consumer 2022-1
Monthly Investor Report**

14. Seasoning



Calculation Date	12.09.2023	
Payment Date	14.09.2023	
Period No	11	
Monthly Period	Sep 2023	
Interest Period	from 14.08.2023	to 14.09.2023 = 31 days
Collection Period	from 01.08.2023	to 31.08.2023

Seasoning in Months	Current Principal Balance in EUR	Percentage of Total Balance	Number of Loans	Percentage of Total Loans
0: 2	9.158.252,87	0,92%	557	0,85%
3: 5	32.878.447,07	3,29%	2.118	3,25%
6: 8	46.019.521,30	4,60%	2.938	4,51%
9:11	58.537.976,21	5,86%	3.928	6,03%
12:14	251.603.097,61	25,17%	16.097	24,70%
15:17	292.994.197,61	29,31%	17.294	26,54%
18:20	170.159.552,59	17,02%	11.524	17,69%
21:23	94.963.666,45	9,50%	7.203	11,05%
24:26	18.839.525,50	1,88%	1.460	2,24%
27:29	12.085.544,57	1,21%	900	1,38%
30:32	6.209.321,70	0,62%	498	0,76%
33:35	4.011.246,00	0,40%	382	0,59%
36:38	991.857,83	0,10%	84	0,13%
39:41	306.662,07	0,03%	41	0,06%
42:44	240.291,91	0,02%	32	0,05%
45:47	185.356,87	0,02%	35	0,05%
48:50	67.878,44	0,01%	7	0,01%
51:53	69.163,71	0,01%	13	0,02%
54:56	78.883,72	0,01%	13	0,02%
57:59	53.695,02	0,01%	9	0,01%
60:62	20.958,06	0,00%	5	0,01%
63:65	40.731,34	0,00%	7	0,01%
66:68	1.214,05	0,00%	1	0,00%
69:71	2.314,96	0,00%	3	0,00%
72:74	2.421,08	0,00%	3	0,00%
75:77	1.638,65	0,00%	2	0,00%
78:80	947,03	0,00%	2	0,00%
81:	6.026,83	0,00%	4	0,01%
Total	999.530.391,05	100,00%	65.160	100,00%

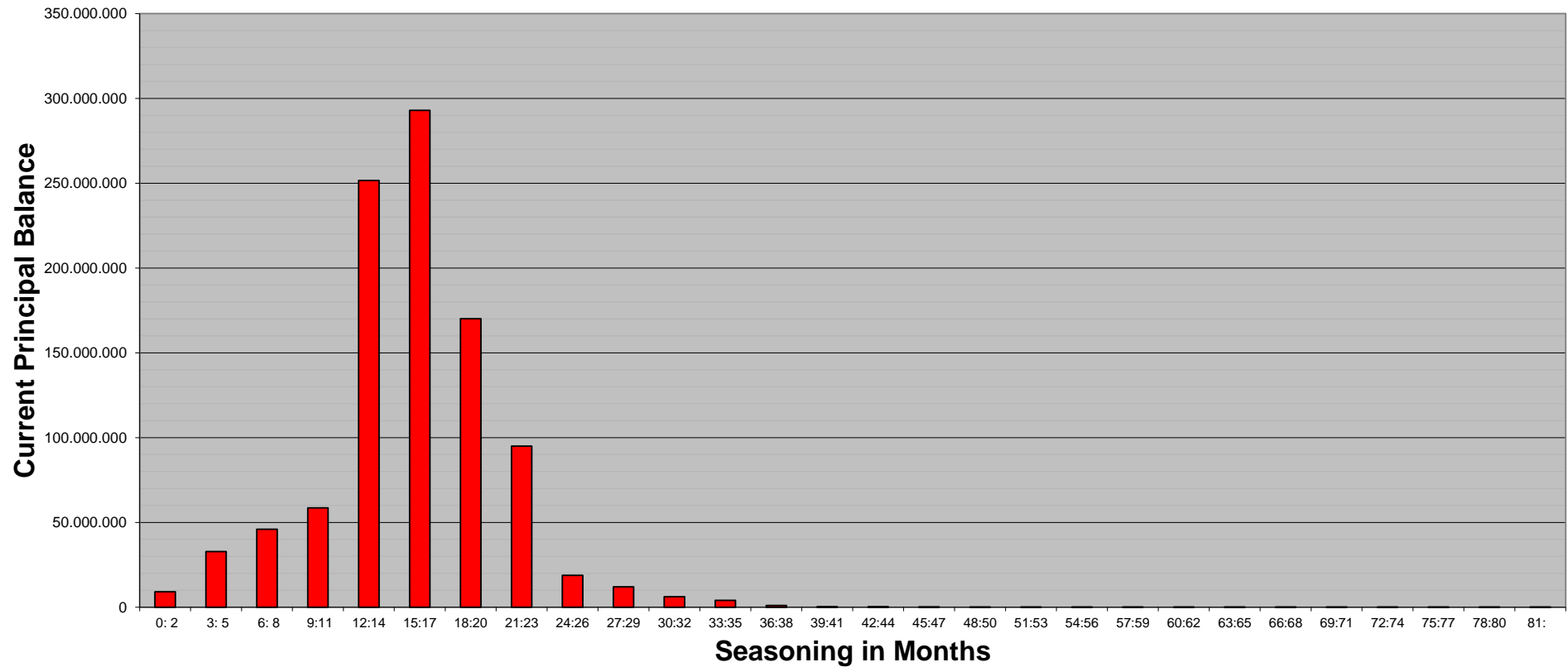
Statistics

WA Seasoning	15,57
--------------	-------

**SC Germany Consumer 2022-1
Monthly Investor Report**

14.1 Seasoning (Graph)

Calculation Date	12.09.2023	
Payment Date	14.09.2023	
Period No	11	
Monthly Period	Sep 2023	
Interest Period	from 14.08.2023	to 14.09.2023 = 31 days
Collection Period	from 01.08.2023	to 31.08.2023



**SC Germany Consumer 2022-1
Monthly Investor Report**

15. Remaining Term



Calculation Date			12.09.2023		
Payment Date			14.09.2023		
Period No			11		
Monthly Period			Sep 2023		
Interest Period	from	14.08.2023	to	14.09.2023	= 31 days
Collection Period	from	01.08.2023	to	31.08.2023	

Remaining Term in Months	Current Principal Balance in EUR	Percentage of Total Balance	Number of Loans	Percentage of Total Loans
0: 6	1.216.451,21	0,12%	1.926	2,96%
7: 13	3.560.890,89	0,36%	2.059	3,16%
14: 20	7.942.018,04	0,79%	2.627	4,03%
21: 27	10.898.845,62	1,09%	2.644	4,06%
28: 34	18.684.053,70	1,87%	3.394	5,21%
35: 41	21.994.598,35	2,20%	3.195	4,90%
42: 48	36.309.826,28	3,63%	3.968	6,09%
49: 55	31.304.300,65	3,13%	2.624	4,03%
56: 62	43.886.649,13	4,39%	3.331	5,11%
63: 69	84.991.302,15	8,50%	5.604	8,60%
70: 76	138.143.929,98	13,82%	7.826	12,01%
77: 83	362.724.118,89	36,29%	15.405	23,64%
84: 90	191.024.108,56	19,11%	8.325	12,78%
91: 97	46.849.297,60	4,69%	2.232	3,43%
Total	999.530.391,05	100,00%	65.160	100,00%

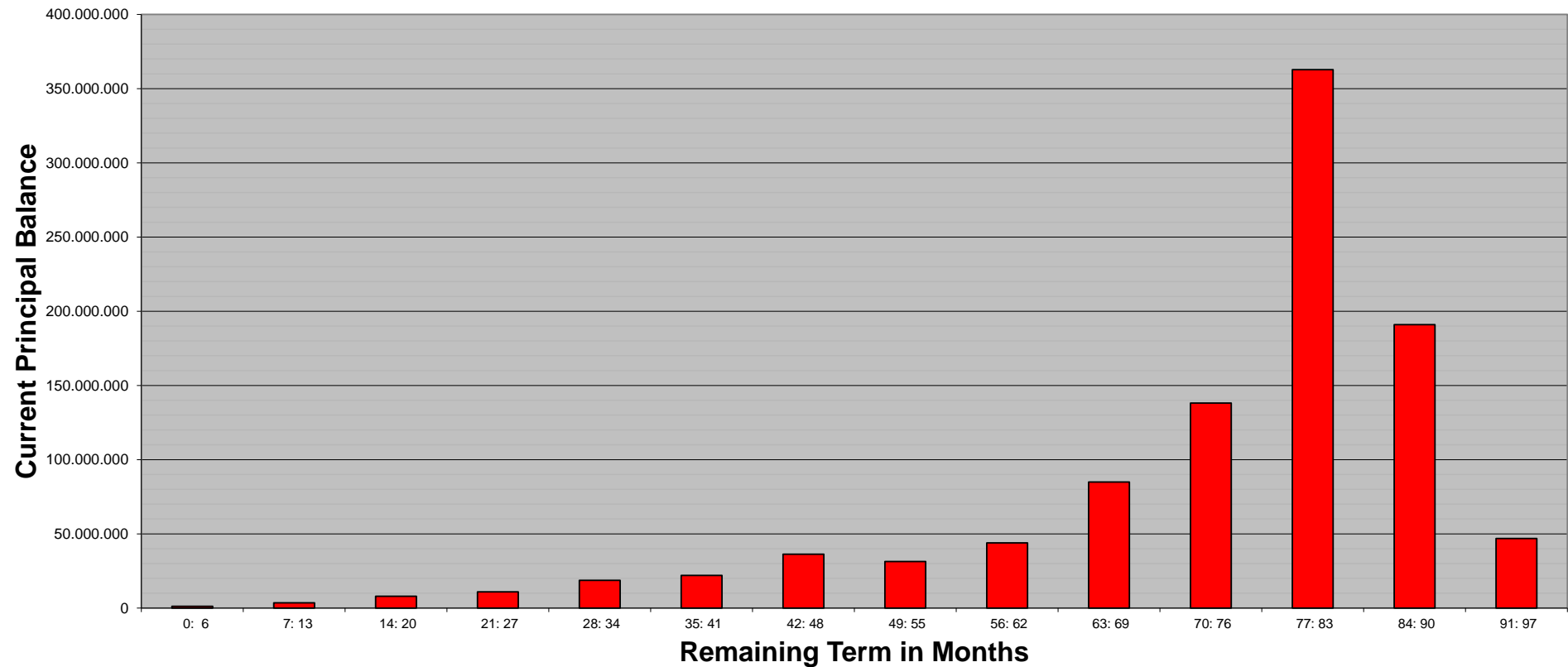
Statistics

WA Remaining Term	73,51
-------------------	-------

**SC Germany Consumer 2022-1
Monthly Investor Report**

15.1 Remaining Term (Graph)

Calculation Date	12.09.2023	
Payment Date	14.09.2023	
Period No	11	
Monthly Period	Sep 2023	
Interest Period	from 14.08.2023	to 14.09.2023 = 31 days
Collection Period	from 01.08.2023	to 31.08.2023



**SC Germany Consumer 2022-1
Monthly Investor Report**

16. Original Term



Calculation Date	12.09.2023	
Payment Date	14.09.2023	
Period No	11	
Monthly Period	Sep 2023	
Interest Period	from 14.08.2023	to 14.09.2023 = 31 days
Collection Period	from 01.08.2023	to 31.08.2023

<i>Original Term in Months</i>	<i>Current Principal Balance in EUR</i>	<i>Percentage of Total Balance</i>	<i>Number of Loans</i>	<i>Percentage of Total Loans</i>
0: 6	2.077,77	0,00%	17	0,03%
7: 13	197.454,66	0,02%	264	0,41%
14: 20	624.583,84	0,06%	712	1,09%
21: 27	4.214.324,83	0,42%	2.871	4,41%
28: 34	1.890.359,73	0,19%	485	0,74%
35: 41	14.250.849,73	1,43%	4.227	6,49%
42: 48	4.887.689,06	0,49%	725	1,11%
49: 55	29.636.411,80	2,97%	5.347	8,21%
56: 62	45.537.118,91	4,56%	5.332	8,18%
63: 69	11.576.224,00	1,16%	873	1,34%
70: 76	52.157.470,49	5,22%	4.202	6,45%
77: 83	17.390.787,16	1,74%	913	1,40%
84: 90	146.295.012,72	14,64%	10.133	15,55%
91: 97	465.938.019,94	46,62%	20.849	32,00%
98:104	202.415.419,82	20,25%	8.126	12,47%
105:111	2.460.380,27	0,25%	80	0,12%
112:118	56.206,32	0,01%	4	0,01%
Total	999.530.391,05	100,00%	65.160	100,00%

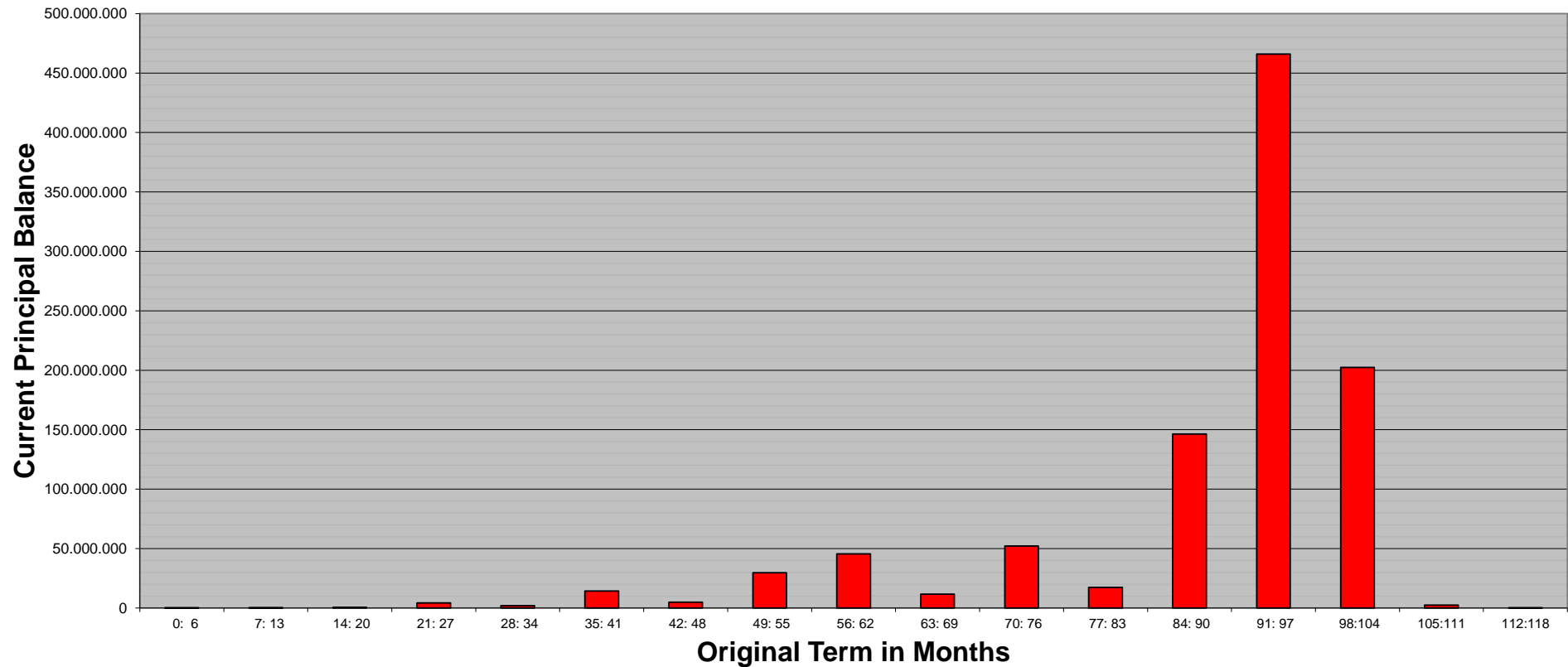
Statistics

WA Original Term	89,08
------------------	-------

**SC Germany Consumer 2022-1
Monthly Investor Report**

16.1 Original Term (Graph)

Calculation Date	12.09.2023	
Payment Date	14.09.2023	
Period No	11	
Monthly Period	Sep 2023	
Interest Period	from 14.08.2023	to 14.09.2023 = 31 days
Collection Period	from 01.08.2023	to 31.08.2023



**SC Germany Consumer 2022-1
Monthly Investor Report**

17. Loan Concentration

Calculation Date			12.09.2023			
Payment Date			14.09.2023			
Period No			11			
Monthly Period			Sep 2023			
Interest Period	from	14.08.2023	to	14.09.2023	=	31 days
Collection Period	from	01.08.2023	to	31.08.2023		



<i>Loan Concentration</i>	<i>Current Principal Balance in EUR</i>	<i>Percentage of Total Balance</i>	<i>Number of Loans</i>	<i>Percentage of Total Loans</i>	<i>Number of Debtors</i>	<i>Percentage of Total Debtors</i>
1: 1	978.633.072,78	97,91%	62.718	96,25%	62.718	98,14%
2: 2	20.412.725,04	2,04%	2.260	3,47%	1.130	1,77%
3: 3	433.423,55	0,04%	150	0,23%	50	0,08%
4: 4	51.169,68	0,01%	32	0,05%	8	0,01%
Total	999.530.391,05	100,00%	65.160	100,00%	63.906	100,00%

**SC Germany Consumer 2022-1
Monthly Investor Report**

18. Amortisation Profile



Calculation Date	12.09.2023				
Payment Date	14.09.2023				
Period No	11				
Monthly Period	Sep 2023				
Interest Period	from	14.08.2023	to	14.09.2023	= 31 days
Collection Period	from	01.08.2023	to	31.08.2023	

Amortisation profile

Collection Period	Outstanding Volume	Collection Period	Outstanding Volume
1	999.530.391,05 €	51	350.910.673,22 €
2	986.523.041,88 €	52	338.696.334,46 €
3	973.410.641,09 €	53	326.524.042,09 €
4	960.271.738,40 €	54	314.388.959,66 €
5	947.128.278,02 €	55	302.288.228,93 €
6	933.988.012,34 €	56	290.241.122,71 €
7	920.836.570,57 €	57	278.264.460,73 €
8	907.702.593,91 €	58	266.352.248,74 €
9	894.569.346,03 €	59	254.515.171,49 €
10	881.416.829,41 €	60	242.767.522,08 €
11	868.239.051,96 €	61	231.088.884,10 €
12	855.054.621,26 €	62	219.504.557,88 €
13	841.866.685,70 €	63	207.942.614,91 €
14	828.690.185,70 €	64	196.425.069,36 €
15	815.485.633,92 €	65	185.001.050,69 €
16	802.262.825,84 €	66	173.680.153,08 €
17	789.041.282,39 €	67	162.453.866,14 €
18	775.824.482,17 €	68	151.376.595,77 €
19	762.610.233,89 €	69	140.490.936,99 €
20	749.412.081,42 €	70	129.824.167,46 €
21	736.240.220,17 €	71	119.383.763,52 €
22	723.073.644,44 €	72	109.224.008,25 €
23	709.905.674,24 €	73	99.321.110,03 €
24	696.747.609,93 €	74	89.728.494,04 €
25	683.604.200,13 €	75	80.265.808,64 €
26	670.484.270,04 €	76	70.953.753,56 €
27	657.350.697,85 €	77	61.992.895,04 €
28	644.212.226,53 €	78	53.433.148,56 €
29	631.090.370,92 €	79	45.187.008,71 €
30	617.989.489,39 €	80	37.439.341,94 €
31	604.893.650,11 €	81	30.327.252,66 €
32	591.826.175,63 €	82	23.974.219,34 €
33	578.796.259,18 €	83	18.463.770,05 €
34	565.795.565,18 €	84	14.011.755,49 €
35	552.828.745,54 €	85	10.601.172,04 €
36	539.910.314,25 €	86	8.398.655,49 €
37	527.038.012,96 €	87	6.550.506,07 €
38	514.218.219,30 €	88	4.992.372,89 €
39	501.402.126,91 €	89	3.700.984,61 €
40	488.593.094,84 €	90	2.658.689,87 €
41	475.817.737,42 €	91	1.754.656,11 €
42	463.089.229,61 €	92	1.078.074,23 €
43	450.374.723,87 €	93	606.556,90 €
44	437.724.790,91 €	94	297.055,21 €
45	425.139.426,69 €	95	96.940,46 €
46	412.613.034,18 €	96	1.071,82 €
47	400.131.926,19 €	97	- €
48	387.718.187,67 €	98	- €
49	375.382.615,10 €	99	- €
50	363.138.987,91 €	100	- €

SC Germany Consumer 2022-1
Monthly Investor Report

Calculation Date	12.09.2023				
Payment Date	14.09.2023				
Period No	11				
Monthly Period	Sep 2023				
Interest Period	from	14.08.2023	to	14.09.2023	= 31 days
Collection Period	from	01.08.2023	to	31.08.2023	

19. Priority of Payments + Transaction Costs



Pre-Enforcement Available Interest Amount

Interest Collections	+	4.601.194,86 €
Other Interest Payments by the Seller to the Issuer	+	0,00 €
Recoveries received by the Seller	+	46.365,93 €
Interest Earned on Transaction Account and Purchase Shortfall Account	+	0,00 €
Amounts standing to the Commingling Reserve Account	+	0,00 €
Amounts standing to the credit of the Liquidity Reserve Account	+	17.102.794,67 €
Interests paid by the Interest Swap Counterparty to the Issuer	+	1.248.916,38 €
Remaining Pre-Enforcement Available Principal Amount	+	0,00 €
Other Amounts paid to the Issuer	+	0,00 €
Available Interest Amount	=	22.999.271,84 €

Pre-Enforcement Available Principal Amount

Principal Collections (including Deemed Collections)	+	30.433.628,13 €
other principal amount paid by the Seller to the Issuer	+	0,00 €
Final Repurchase Price	+	0,00 €
Amounts standing to the credit of the Commingling Reserve Account	+	0,00 €
Amounts standing to the credit of the Set-Off Reserve Account	+	0,00 €
Purchase Shortfall Amount	+	18,04 €
Mezzanine Loan Disbursement Amount paid by the Originator to the Issuer	+	0,00 €
Principal Deficiency Sub-Ledger	+	2.027.351,53 €
Rounding Differences from previous period	+	0,00 €
Available Principal Amount	=	32.460.997,70 €

*excl. any interest earned on any balance credited to the Commingling Reserve Account

Pre-Enforcement Interest Priority of Payments

Available Interest Amount	22.999.271,84 €
Senior Expenses and Taxes	- 23.038,19 €
Swap Interest Payment other than subordinated Payments	- 0,00 €
Interest on Class A Notes	- 2.813.000,40 €
Interest on Class B (if Most Senior Note or Class B PDL < 100%)	- 241.388,40 €
Interest on Class C (if Most Senior Note or Class C PDL < 25%)	- 349.101,50 €
Interest on Class D (if Most Senior Note or Class D PDL < 25%)	- 314.168,00 €
Interest on Class E (if Most Senior Note or Class E PDL < 25%)	- 532.312,50 €
Interest on Class F (if Most Senior Note or Class F PDL < 25%)	- 272.511,20 €
Liquidity Reserve Amount Replenishment (Part I)	- 16.426.400,12 €
Crediting the PDLs until cleared	- 2.027.351,53 €
Liquidity Reserve Amount Replenishment (Part II)	- 0,00 €
Interest Class B (if not paid above)	- 0,00 €
Interest Class C (if not paid above)	- 0,00 €
Interest Class D (if not paid above)	- 0,00 €
Interest Class E (if not paid above)	- 0,00 €
Interest Class F (if not paid above)	- 0,00 €
Amortisation of Class F	- 0,00 €
Mezzanine Loan Interest	- 0,00 €
Interest Class G	- 0,00 €
Termination Payment [Re. Swap Agreement]	- 0,00 €
Interests Liquidity Reserve Loan	- 0,00 €
Principal Of Liquidity Reserve Loan	- 0,00 €
Any Remaining Amount To The Seller	= 0,00 €

Pre-Enforcement Principal Priority of Payments

Available Principal Amount	32.460.997,70 €
Senior Expense Deficit	- 0,00 €
Net Note Available Principal Proceeds	= 32.460.997,70 €
Replenishment	- 32.460.931,64 €
Purchase Shortfall Amount	- 66,06 €
Prior to Sequential Payment Trigger Event: Class A Pro Rata- Principal Payment Amount	- 0,00 €
Prior to Sequential Payment Trigger Event: Class B Pro Rata- Principal Payment Amount	- 0,00 €
Prior to Sequential Payment Trigger Event: Class C Pro Rata- Principal Payment Amount	- 0,00 €
Prior to Sequential Payment Trigger Event: Class D Pro Rata- Principal Payment Amount	- 0,00 €
Prior to Sequential Payment Trigger Event: Class E Pro Rata- Principal Payment Amount	- 0,00 €
On or after to Sequential Payment Trigger Event: Redemption Class A	- 0,00 €
Full Redemption Class B - G (after Regulatory Change Event)	- 0,00 €
On or after to Sequential Payment Trigger Event: Redemption Class B	- 0,00 €
On or after to Sequential Payment Trigger Event: Redemption Class C	- 0,00 €
On or after to Sequential Payment Trigger Event: Redemption Class D	- 0,00 €
On or after to Sequential Payment Trigger Event: Redemption Class E	- 0,00 €
Redemption Class F Notes	- 0,00 €
Mezzanine Loan Principal	- 0,00 €
Redemption Class G Notes	- 0,00 €
Transaction Account Remaining Amount	= 0,00 €

Transaction Costs

	Total	Class A	Class B	Class C	Class D	Class E	Class F	Class G	Liquidity Reserve Loan
Senior Expenses	23.038,19 €								
Interest accrued for the Period	9.583.214,99 €	2.813.000,40 €	241.388,40 €	349.101,50 €	314.168,00 €	532.312,50 €	272.511,20 €	4.042.169,60 €	18.563,39 €
Cumulative Interest accrued	61.348.390,44 €	21.893.382,00 €	2.081.015,20 €	3.093.211,00 €	2.875.716,00 €	5.035.036,20 €	2.740.922,60 €	23.437.061,20 €	192.046,24 €
Interest Payments	4.522.482,00 €	2.813.000,40 €	241.388,40 €	349.101,50 €	314.168,00 €	532.312,50 €	272.511,20 €	0,00 €	0,00 €
Cumulative Interest Payments	37.719.283,00 €	21.893.382,00 €	2.081.015,20 €	3.093.211,00 €	2.875.716,00 €	5.035.036,20 €	2.740.922,60 €	0,00 €	0,00 €
Unpaid Interest for the Period	4.060.732,99 €	0,00 €	0,00 €	0,00 €	0,00 €	0,00 €	0,00 €	4.042.169,60 €	18.563,39 €
Cumulative Unpaid Interest	23.629.107,44 €	0,00 €	0,00 €	0,00 €	0,00 €	0,00 €	0,00 €	23.437.061,20 €	192.046,24 €
Liquidity Reserve Loan only: Outstanding Amount	21.557.482,85 €								21.557.482,85 €

**SC Germany Consumer 2022-1
Monthly Investor Report**

20. Retention



For the purposes of compliance with the requirements of Article 6(3)(c) of the Securitisation Regulation, the Seller will retain, in its capacity as originator within the meaning of the Securitisation Regulation, on an ongoing basis for the life of the transaction, such net economic interest through an interest in randomly selected exposures.

Amount of randomly Selected Exposures

50.149.995,12 €

Calculation Date	12.09.2023	
Payment Date	14.09.2023	
Period No	11	
Monthly Period	Sep 2023	
Interest Period	from 14.08.2023	to 14.09.2023 = 31 days
Collection Period	from 01.08.2023	to 31.08.2023

**SC Germany Consumer 2022-1
Monthly Investor Report**

21. Counterparties



Calculation Date	12.09.2023				
Payment Date	14.09.2023				
Period No	11				
Monthly Period	Sep 2023				
Interest Period	from	14.08.2023	to	14.09.2023	= 31 days
Collection Period	from	01.08.2023	to	31.08.2023	

Joint Lead Managers

Banco Santander S.A.
Paseo de Pareda 9 - 12
39004 Santander
Spain

Société Générale S.A.
29 Boulevard Haussmann
75009 Paris
France

UniCredit Bank AG
Arabellastraße 12
81925 Munich
Germany

Corporate Administrator

Circumference FS (Luxembourg) S.A.
22-24 Boulevard Royal
L-2449 Luxembourg
Grand Duchy of Luxembourg

Luxembourg Listing Agent

Bank of New York Mellon SA-NV/Luxembourg
2-4 rue Eugène Ruppert
L-2453 Luxembourg
Grand Duchy of Luxembourg

**Principal Paying Agent, Calculation Agent,
Cash Administrator, Interest Determination Agent
& Back-Up Servicer Facilitator**

Bank of New York Mellon
One Canada Square
London E14 5AL
United Kingdom

Account Bank & Transaction Security Trustee

Bank of New York Mellon
Messe Turm, Friedrich-Ebert-Anlage 49
60327 Frankfurt am Main
Germany

Interest Swap Counterparty:

Banco Santander S.A.
Ciudad Grupo Santander
Avenida de Cantabria s/n
Edificio Encinar
28660, Boadilla del Monte
Spain

Data Trustee:

Oversea FS B.V.
Museumlaan 23581 HK, Utrecht
3581 HK Utrecht
The Netherlands

Rating Agencies:

Fitch Ratings
Neue Mainzer Strasse 46 - 50
60311 Frankfurt am Main
Germany

Moody's Investors Service España, S.A.
Príncipe de Vergara, 131 - 6º Floor
28002 Madrid
Spain

Long Term	Fitch			Moody's			Counterparty status
	Short Term	Outlook	Long Term	Short Term	Outlook		
A-	F2	STABLE	(P)A2	P-1	STABLE	performing	
A-	F1	POS	A1	P-1	STABLE	performing	
BBB+	F2	STABLE	A2	P-1	NEG	performing	
-	-	-	-	-	-	performing	
AA	F1+	STABLE	-	P-1	-	performing	
AA	F1+	STABLE	Aa2 *-	P-1	-	performing	
AA	F1+	STABLE	Aa2 *-	P-1	-	performing	
A-	F2	STABLE	(P)A2	P-1	STABLE	performing	
-	-	-	-	-	-	performing	

Ratings as of 31.08.2023, data source: Bloomberg

SC Germany Consumer 2022-1 Monthly Investor Report

22. Issuer Information



Calculation Date		12.09.2023				
Payment Date		14.09.2023				
Period No		11				
Monthly Period		Sep 2023				
Interest Period	from	14.08.2023	to	14.09.2023	=	31 days
Collection Period	from	01.08.2023	to	31.08.2023		

Deal Name:

SC Germany Consumer 2022-1

Issuer:

SC GERMANY S.A., COMPARTMENT CONSUMER 2022-1

The Managing Directors
22-24 Boulevard Royal
L-2449 Luxembourg,
Grand Duchy of Luxembourg

LEI:

54930010DV9V1WKUO071

Seller of the Receivables:

Santander Consumer Bank AG

Servicer Name:

Santander Consumer Bank AG

Reporting Entity:

Santander Consumer Bank AG

Capital Markets
Santander-Platz 1
41061 Mönchengladbach
Germany
eMail abs_ger@santander.de
fax +49 (0) 2161 690 7077

SPV-Administrator:

Circumference FS (Luxembourg) S.A.

22-24 Boulevard Royal
L-2449 Luxembourg,
Grand Duchy of Luxembourg

**SC Germany Consumer 2022-1
Monthly Investor Report**

23. Swap Counterparty Data



Calculation Date	12.09.2023				
Payment Date	14.09.2023				
Period No	11				
Monthly Period	Sep 2023				
Interest Period	from	14.08.2023	to	14.09.2023	= 31 days
Collection Period	from	01.08.2023	to	31.08.2023	

Swap Counterparty

Swap Counterparty Banco Santander S.A.
Swap Rating Trigger Breach no

Rating Trigger & Current Ratings	Consequenses	Fitch			Moody's			Trigger breach
		Long Term or Derivative Counterparty Rating	Short Term	Outlook	Long Term (CRA)	Short Term	Outlook	
1st Rating Trigger	Collateral, Guarantee or Replacement	A	F1		A3			no
2nd Rating Trigger	Replacement	BBB-	F3		Baa1			no
Current Counterparty Ratings		A(dcr)	F2	STABLE	A3(cr)	P-1	STABLE	

Current Swap Data

Swap Type Fixed Floating Interest Rate Swap
Notional Amount 966.258.830,84 €
Fixed Rate 2,1200%
Floating Rate (Euribor) 3,6210%
Net Swap Payments -1.248.916,38 €
Notional Amount next period 966.258.830,84 €

Swap Counterparty Details

Banco Santander, S.A.
Ciudad Grupo Santander
Avenida de Cantabria s/n
Edificio Encinar
28660, Boadilla del Monte
Madrid
Spain
Phone +34 912 89 23 58
Email: irswapscommod_doc@gruposantander.com

Counterparty Replacement

Old Counterparty Banco Santander S.A.
Current Counterparty Banco Santander S.A.

Swap Collateral

Beginning of Period - €
Cash Outflow - €
Cash Inflow - €
End of Period - €

Ratings as of 31.08.2023, data source: Bloomberg

In case of Fitch, only one required rating must be held

**SC Germany Consumer 2022-1
Monthly Investor Report**

24. Santander Consumer Bank



Contact Details

Team Securitization

Stefan Zilligen +49-2161-690-6069
Christina Opwis +49-2161-690-7086
Team ABS

stefan.zilligen@santander.de
christina.opwis@santander.de
abs_ger@santander.de

Calculation Date	12.09.2023				
Payment Date	14.09.2023				
Period No	11				
Monthly Period	Sep 2023				
Interest Period	from	14.08.2023	to	14.09.2023	= 31 days
Collection Period	from	01.08.2023	to	31.08.2023	

Ratings Santander

Banco Santander S.A.

Santander Consumer Finance S.A.

Santander Consumer Bank AG

Fitch			Moody's		
Long Term	Short Term	Outlook	Long Term	Short Term	Outlook
A	F1	STABLE	A3(cr)	P-2(cr)	STABLE
A	F1	STABLE	A3(cr)	P-2(cr)	STABLE
A-	F2	STABLE	A1(cr)	P-1(cr)	STABLE

Ratings as of 31.08.2023, data source: Bloomberg

**SC Germany Consumer 2022-1
Monthly Investor Report**

25. Glossary



Calculation Date		12.09.2023				
Payment Date		14.09.2023				
Period No		11				
Monthly Period		Sep 2023				
Interest Period	from	14.08.2023	to	14.09.2023	=	31 days
Collection Period	from	01.08.2023	to	31.08.2023		

Aggregate Outstanding Principal Amount:

Shall mean in respect of all Purchased Receivables at any time, the aggregate of the Outstanding Principal Amounts of all Purchased Receivables which, as of such time, are not defaulted receivables.

Defaulted Contracts/Defaults:

Shall mean as of any date, any purchased receivable which has been declared due and payable in full in accordance to the Credit and Collection Policy which in principal is between 120 and 180 calendar days after the due date.

Delinquent Receivable:

Shall mean as of any date, any purchased receivable which is more than 30 days overdue and not a defaulted contract.

Excess Spread:

Excess Spread equals WA Portfolio Yield minus Fixed Swap Rate minus WA Notes Margin

Legal Maturity:

Final Payment date on which each Class A Note will be redeemed in full.

Expected Maturity:

Maturity date of the notes under the assumption of inter alia (a) a 27 % constant prepayment rate, (b) an exercised Clean-Up Call at 10%,

Payment Protection Insurance:

Insurance, composed of life insurance and/or accident insurance and/or temporary disability insurance and/or unemployment insurance, which covers the risk that a Debtor in its capacity as insured person is unable to pay the Loan Instalments owed by such Debtor life insurance

Recoveries:

Any amount received on defaulted contracts

Set-Off Reserves (X/Y):

Protection against set-off risks due to (X) capitalized service fees (e.g. Payment Protection Insurance, Gap Insurance, Repair Cost Insurance) and (Y) deposits