

# SC Germany Consumer 2022-1 Monthly Investor Report



GlobalCapital  
EUROPEAN  
SECURITIZATION  
AWARDS

ABS Issuer of the Year  
Santander Consumer Bank AG

**WINNER**

GlobalCapital  
EUROPEAN  
SECURITIZATION  
AWARDS

ABS ISSUER OF THE YEAR

**WINNER**

**Santander**

# SC Germany Consumer 2022-1 Monthly Investor Report

## Cover Sheet Monthly Investor Report



Calculation Date	10.08.2023				
Payment Date	14.08.2023				
Period No	10				
Monthly Period	Aug 2023				
Interest Period	from 14.07.2023	to 14.08.2023	=	31 days	
Collection Period	from 01.07.2023	to 31.07.2023			

Index	Page
1. Portfolio Information	<a href="#">1</a>
1.1 Portfolio Information per period	<a href="#">2</a>
2. Reserve Accounts	<a href="#">3</a>
3.1 Delinquency Data	<a href="#">4</a>
3.2 Default Data	<a href="#">5</a>
3.3 Defaults & Recoveries per period	<a href="#">6</a>
4. Concentration Limits	<a href="#">7</a>
5. Outstanding Notes	<a href="#">8</a>
6. Original Principal Balance	<a href="#">9</a>
6.1 Original PB (Graph)	<a href="#">10</a>
7. Current Principal Balance	<a href="#">11</a>
7.1 Current PB (Graph)	<a href="#">12</a>
8. Borrower Concentration	<a href="#">13</a>
9. Geographical Distribution	<a href="#">14</a>
9.1 Geographical (Graph)	<a href="#">15</a>
10. Collateral	<a href="#">16</a>
11. Insurances	<a href="#">17</a>
12. Payment Methods	<a href="#">18</a>
13. Effective Interest Rate	<a href="#">19</a>
13.1 Effective Interest Rate (Graph)	<a href="#">20</a>
14. Seasoning	<a href="#">21</a>
14.1 Seasoning (Graph)	<a href="#">22</a>
15. Remaining Term	<a href="#">23</a>
15.1 Remaining Term (Graph)	<a href="#">24</a>
16. Original Term	<a href="#">25</a>
16.1 Original Term (Graph)	<a href="#">26</a>
17. Loan Concentration	<a href="#">27</a>
18. Amortisation Profiles	<a href="#">28</a>
19. Priority of Payments + Transaction Costs	<a href="#">29</a>
20. Retention	<a href="#">30</a>
21. Counterparties	<a href="#">31</a>
21.1 Issuer Information	<a href="#">32</a>
23. Swap Counterparty	<a href="#">33</a>
24. Santander Consumer Bank	<a href="#">34</a>
25. Glossary	<a href="#">35</a>

**SC Germany Consumer 2022-1  
Monthly Investor Report**

**1. Portfolio Information**



Calculation Date	10.08.2023				
Payment Date	14.08.2023				
Period No	10				
Monthly Period	Aug 2023				
Interest Period from	14.07.2023	to	14.08.2023	=	31 days
Collection Period from	01.07.2023	to	31.07.2023		

Outstanding Receivables	No. of Contracts	current period	previous period
		Aggregate Outstanding Principal Amount	Aggregate Outstanding Principal Amount
<b>Beginning of Period</b>	<b>64.181</b>	<b>999.999.995,70 €</b>	<b>999.999.977,96 €</b>
Scheduled Principal Payments		13.446.052,16 €	13.262.543,27 €
Prepayment Principal		18.154.861,64 €	16.278.904,21 €
<b>Total Principal Collections</b>		<b>31.600.913,80 €</b>	<b>29.541.447,48 €</b>
<b>Total Interest Collections</b>		<b>4.564.888,24 €</b>	<b>4.541.164,65 €</b>
<b>Defaults</b>		<b>3.245.825,94 €</b>	<b>2.535.440,28 €</b>
<b>Replenishment Amount</b>		<b>34.846.726,00 €</b>	<b>32.076.905,50 €</b>
<b>End of Period</b>		<b>999.999.981,96 €</b>	<b>999.999.995,70 €</b>
<b>Purchase Shortfall Amount</b>		<b>18,04 €</b>	<b>4,30 €</b>
<b>Total Assets (End of Period)</b>	<b>64.732</b>	<b>1.000.000.000,00 €</b>	<b>1.000.000.000,00 €</b>
<b>Current Prepayment Rate (annualised)</b>		19,7%	
<b>Current Poolfactor</b>		99,4%	

**SC Germany Consumer 2022-1  
Monthly Investor Report**

**1.1 Portfolio Information per period**



Calculation Date	10.08.2023	
Payment Date	14.08.2023	
Period No	10	
Monthly Period	Aug 2023	
Interest Period	from 14.07.2023	to 14.08.2023 = 31 days
Collection Period	from 01.07.2023	to 31.07.2023

Collection Period	Outstanding BOP	Scheduled Principal Payments	Prepayment Principal	Total Principal Collections	Prepayment Rate
1	999.999.987,09 €	12.874.153,58 €	12.869.301,56 €	25.743.455,14 €	14,40%
2	999.999.994,49 €	12.749.018,21 €	14.938.459,26 €	27.687.477,47 €	16,52%
3	999.999.997,67 €	12.267.567,37 €	9.162.134,91 €	21.429.702,28 €	10,46%
4	999.999.994,00 €	12.703.121,13 €	19.011.983,49 €	31.715.104,62 €	20,57%
5	999.999.989,14 €	12.573.513,08 €	15.870.326,32 €	28.443.839,40 €	17,47%
6	999.999.997,65 €	12.878.781,51 €	16.692.848,52 €	29.571.630,03 €	18,29%
7	999.999.996,75 €	13.682.490,24 €	13.503.526,90 €	27.186.017,14 €	15,05%
8	999.999.997,40 €	13.211.478,12 €	16.184.488,81 €	29.395.966,93 €	17,78%
9	999.999.977,96 €	13.262.543,27 €	16.278.904,21 €	29.541.447,48 €	17,88%
10	999.999.995,70 €	13.446.052,16 €	18.154.861,64 €	31.600.913,80 €	19,74%
11					
12					
13					
14					
15					
16					
17					
18					
19					
20					
21					
22					
23					
24					
25					
26					
27					
28					
29					
30					
31					
32					
33					
34					
35					
36					
37					
38					
39					
40					
41					
42					
43					
44					
45					
46					
47					
48					
49					
50					
51					
52					
53					
54					
55					
56					
57					
58					
59					
60					
61					
62					
63					
64					
65					
66					
67					
68					
69					
70					
71					
72					
73					
74					
75					
76					
77					
78					
79					
80					

**SC Germany Consumer 2022-1  
Monthly Investor Report**

**2. Reserve Accounts**



Calculation Date	10.08.2023				
Payment Date	14.08.2023				
Period No	10				
Monthly Period	Aug 2023				
Interest Period	from	14.07.2023	to	14.08.2023	= 31 days
Collection Period	from	01.07.2023	to	31.07.2023	

**Reserve Accounts**

**Liquidity Reserve**

	in %		Trigger Event y/n
Beginning of Period	1,9%	18.990.629,43 €	
Cash Outflow		18.990.629,43 €	
of which Liquidity Reserve Excess Amount		- €	
of which added to Priority of Payments		- €	
Cash Inflow		17.047.089,90 €	
End of Period	1,7%	17.047.089,90 €	
Required Liquidity Reserve Amount	2,1%	21.257.694,28 €	

**Commingling Reserve**

	in %		Trigger Event y/n
Beginning of Period		n/a	no
Cash Outflow		n/a	
of which Commingling Reserve Excess Amount			
of which drawn from the commingling reserve and applied to PoP			
Cash Inflow		n/a	
End of Period		n/a	
Commingling Reserve Required Amount		- €	

**Set-Off Reserve**

	in %		Trigger Event y/n
Beginning of Period		n/a	no
Cash Outflow		n/a	
of which Set-Off Reserve Excess Amount			
of which drawn from the set-off reserve and applied to PoP			
Cash Inflow		n/a	
End of Period		n/a	
Set-Off Reserve Required Amount		- €	

In case of Rating Trigger breach: Set-Off Reserve Required Amount

**SC Germany Consumer 2022-1  
Monthly Investor Report**

**3.1 Delinquency Data**



Calculation Date	10.08.2023				
Payment Date	14.08.2023				
Period No	10				
Monthly Period	Aug 2023				
Interest Period	from	14.07.2023	to	14.08.2023	= 31 days
Collection Period	from	01.07.2023	to	31.07.2023	

**Delinquency Data and Ratios**

Collection Period	Outstanding EOP	Days past due				not delinquent	Days past due			
		1-30	31-60	61-90	>90		1-30	31-60	61-90	>90
1	999.999.987,09 €	0,00 €	0,00 €	0,00 €	0,00 €	100,00%	0,00%	0,00%	0,00%	0,00%
2	999.999.994,49 €	641.380,19 €	1.894.731,03 €	844.156,63 €	61.173,60 €	99,66%	0,06%	0,19%	0,08%	0,01%
3	999.999.997,67 €	2.165.080,78 €	1.060.540,63 €	2.578.767,32 €	725.701,01 €	99,35%	0,22%	0,11%	0,26%	0,07%
4	999.999.994,00 €	1.781.232,01 €	2.899.036,17 €	795.324,06 €	2.634.984,34 €	99,19%	0,18%	0,29%	0,08%	0,26%
5	999.999.989,14 €	860.512,44 €	2.266.862,75 €	2.762.908,48 €	4.198.265,92 €	98,99%	0,09%	0,23%	0,28%	0,42%
6	999.999.997,65 €	2.543.997,92 €	3.376.601,62 €	2.436.455,51 €	2.844.720,69 €	98,88%	0,25%	0,34%	0,24%	0,28%
7	999.999.996,75 €	954.864,90 €	5.145.832,87 €	2.763.720,24 €	2.757.097,57 €	98,84%	0,10%	0,51%	0,28%	0,28%
8	999.999.997,40 €	2.864.134,06 €	3.671.378,04 €	2.672.979,02 €	3.346.589,70 €	98,74%	0,29%	0,37%	0,27%	0,33%
9	999.999.977,96 €	1.065.451,69 €	3.999.926,34 €	3.994.959,29 €	5.266.748,99 €	98,57%	0,11%	0,40%	0,40%	0,53%
10	999.999.995,70 €	3.250.747,46 €	1.215.052,88 €	4.064.701,73 €	5.563.315,06 €	98,59%	0,33%	0,12%	0,41%	0,56%
11										
12										
13										
14										
15										
16										
17										
18										
19										
20										
21										
22										
23										
24										
25										
26										
27										
28										
29										
30										
31										
32										
33										
34										
35										
36										
37										
38										
39										
40										
41										
42										
43										
44										
45										
46										
47										
48										
49										
50										
51										
52										
53										
54										
55										
56										
57										
58										
59										
60										
61										
62										
63										
64										
65										
66										
67										
68										
69										
70										
71										
72										
73										
74										
75										
76										
77										
78										
79										
80										

**SC Germany Consumer 2022-1**  
**Monthly Investor Report**

**3.2 Default Data**



Calculation Date	10.08.2023				
Payment Date	14.08.2023				
Period No	10				
Monthly Period	Aug 2023				
Interest Period from	14.07.2023	to	14.08.2023	=	31 days
Collection Period from	01.07.2023	to	31.07.2023		

**Default Data and Ratios**

	Amount	Number of Loans
<b>Current Default</b>		
Current Period Gross Default	3.245.825,94 €	
Current Period Recoveries	10.937,11 €	
Current Period Net Default	3.234.888,83 €	
New Number of Defaulted Contracts		170
<b>Cumulative Default</b>		
Cumulative Gross Default	13.169.941,43 €	
Cumulative Recoveries	95.303,90 €	
Cumulative Net Losses	13.074.637,53 €	
Total Number of Defaulted Contracts		740

**Principal Deficiency Ledgers**

<b>Class A PDL Sub-Ledger</b>		
Class A PDL BoP	- €	
Class A Amount debited to the PDL	- €	
Class A Amount credited to the PDL	- €	
Class A PDL EoP	- €	
<b>Class B PDL Sub-Ledger</b>		
Class B PDL BoP	- €	
Class B Amount debited to the PDL	- €	
Class B Amount credited to the PDL	- €	
Class B PDL EoP	- €	
<b>Class C PDL Sub-Ledger</b>		
Class C PDL BoP	- €	
Class C Amount debited to the PDL	- €	
Class C Amount credited to the PDL	- €	
Class C PDL EoP	- €	
<b>Class D PDL Sub-Ledger</b>		
Class D PDL BoP	- €	
Class D Amount debited to the PDL	- €	
Class D Amount credited to the PDL	- €	
Class D PDL EoP	- €	
<b>Class E PDL Sub-Ledger</b>		
Class E PDL BoP	- €	
Class E Amount debited to the PDL	- €	
Class E Amount credited to the PDL	- €	
Class E PDL EoP	- €	
<b>Class F PDL Sub-Ledger</b>		
Class F PDL BoP	- €	
Class F Amount debited to the PDL	- €	
Class F Amount credited to the PDL	- €	
Class F PDL EoP	- €	
<b>Class G PDL Sub-Ledger</b>		
Class G PDL BoP	- €	
Class G Amount debited to the PDL	3.245.825,94 €	
Class G Amount credited to the PDL	3.245.825,94 €	
Class G PDL EoP	- €	

**SC Germany Consumer 2022-1  
Monthly Investor Report**

**3.3 Defaults & Recoveries per period**



Calculation Date	10.08.2023	
Payment Date	14.08.2023	
Period No	10	
Monthly Period	Aug 2023	
Interest Period	from 14.07.2023	to 14.08.2023 = 31 days
Collection Period	from 01.07.2023	to 31.07.2023

**Default/Recovery Data and Ratios**

3 Months Rolling Average Dynamic Net Loss Ratio % \* n/a

Collection Period	Number of defaulted contracts	Defaults in collection period	cumulated Defaults since cut-off	cumulated amount of purchased receivables	Cumulated Default Ratio %	Recoveries in collection period	cumulated Recoveries since cut-off	cumulated net losses	cumulative net loss ratio %	Dynamic Net Loss Ratio
1	0	0,00 €	0,00 €	1.025.743.449,63 €	0,00%	0,00 €	0,00 €	0,00 €	0,00%	n/a
2	2	24.148,21 €	24.148,21 €	1.053.455.078,49 €	0,00%	-106,57 €	-106,57 €	24.254,78 €	0,00%	0,00%
3	7	94.815,96 €	118.964,17 €	1.074.979.593,06 €	0,01%	-379,46 €	-486,03 €	119.450,20 €	0,01%	0,01%
4	38	475.812,17 €	594.776,34 €	1.107.170.504,99 €	0,05%	-692,74 €	-1.178,77 €	595.955,11 €	0,05%	0,05%
5	112	1.667.952,86 €	2.262.729,20 €	1.137.282.305,76 €	0,20%	-1.099,70 €	-2.278,47 €	2.265.007,87 €	0,20%	0,17%
6	227	1.799.199,77 €	4.061.928,97 €	1.168.653.134,66 €	0,35%	-2.884,83 €	-5.163,30 €	4.067.092,27 €	0,35%	0,18%
7	323	1.624.372,99 €	5.686.301,96 €	1.197.463.525,44 €	0,47%	36.361,46 €	31.198,16 €	5.655.103,80 €	0,47%	0,16%
8	421	1.702.373,25 €	7.388.675,21 €	1.228.561.846,18 €	0,60%	27.481,56 €	58.679,72 €	7.329.995,49 €	0,60%	0,17%
9	570	2.535.440,28 €	9.924.115,49 €	1.260.638.751,68 €	0,79%	25.687,07 €	84.366,79 €	9.839.748,70 €	0,78%	0,25%
10	740	3.245.825,94 €	13.169.941,43 €	1.295.485.477,68 €	1,02%	10.937,11 €	95.303,90 €	13.074.637,53 €	1,01%	0,32%
11										
12										
13										
14										
15										
16										
17										
18										
19										
20										
21										
22										
23										
24										
25										
26										
27										
28										
29										
30										
31										
32										
33										
34										
35										
36										
37										
38										
39										
40										
41										
42										
43										
44										
45										
46										
47										
48										
49										
50										
51										
52										
53										
54										
55										
56										
57										
58										
59										
60										
61										
62										
63										
64										
65										
66										
67										
68										
69										
70										
71										
72										
73										
74										
75										
76										
77										
78										
79										
80										

\* trigger applies for the first 25 Payment Dates following the end of the Replenishment Period



**SC Germany Consumer 2022-1  
Monthly Investor Report**

**4. Concentration Limits**



Calculation Date	10.08.2023			
Payment Date	14.08.2023			
Period No	10			
Monthly Period	Aug 2023			
Interest Period from	14.07.2023	to	14.08.2023	= 31 days
Collection Period from	01.07.2023	to	31.07.2023	

**Current Transaction Status**

Portfolio Concentrations	Minimum-Trigger	Maximum-Trigger	Current Value	Trigger Breach
Average Yield (applicable for Total Portfolio)	5,50%	-	5,81%	no
Borrower Exposure (applicable for Total Portfolio)	-	200.000,00 €	125.761,93 €	no
WA Remaining Term		85,00	74,09	no
		Maximum-Trigger	Current Value	Trigger Breach
<b>Purchase Shortfall Event</b>				no
Period before previous period		100.000.000,00 €	22,04 €	
Previous period		100.000.000,00 €	4,30 €	
Current period		100.000.000,00 €	18,04 €	
<b>Termination/Service Termination Event</b>				no
<b>Event of Default / Termination Event, as defined in the Interest Rate Swap</b>				no
<b>Sequential Payment Trigger Event</b>				no
Cumulative Net Loss Ratio				
- from the first Payment Date in Nov 2022 until (and including) the Payment Date in Oct 2023		2,00%		no
- from the Payment Date in Nov 2023 until (and including) the Payment Date in Oct 2024		3,25%		no
- from the Payment Date in Nov 2024 until (and including) the Payment Date in Oct 2025		4,00%	1,01%	no
- from the Payment Date in Nov 2025 onwards		5,00%		no
Debit balance PDL		20.000.000,00 €	0,00 €	no
Aggregate Outstanding Portfolio Principal Amount is lower than 10 per cent of the Aggregate Outstanding Portfolio Principal Amount	10%		100,00%	no
Three Months Rolling Average Dynamic Net Loss Ratio *		0,35%	n/a	no
Tax Call Redemption date				no
Regulatory Change Event Redemption Date				no
Termination Event or Service Termination Event				no
<b>Early Amortisation Event</b>				
Cumulative Net Loss Ratio				
- prior to or on 30 September 2023		2,00%	1,01%	no
Purchase Shortfall Event				no
Termination Event or Service Termination Event				no
Event of Default / Termination Event, as defined in the Interest Rate Swap				no
Any debit of class G PDL equal to or higher than 0.25% on two consecutive Payment Dates				
Previous period			0,00%	
Current period		0,25%	0,00%	no

\* trigger applies for the first 25 Payment Dates following the end of the Replenishment Period

**SC Germany Consumer 2022-1  
Monthly Investor Report**

Calculation Date	10.08.2023				
Payment Date	14.08.2023				
Period No	10				
Monthly Period	Aug 2023				
Interest Period from	14.07.2023	to	14.08.2023	=	31 days
Collection Period from	01.07.2023	to	31.07.2023		

**5. Outstanding Notes**



1. Note Balance	All notes	Class A	Class B	Class C	Class D	Class E	Class F	Class G
<b>General Note Information</b>								
ISIN Code		XS2482884850	XS2482885071	XS2482886046	XS2482886475	XS2482886558	XS2482886632	XS2482886806
Currency		EUR	EUR	EUR	EUR	EUR	EUR	EUR
Initial Tranching	in %	75,60%	4,40%	5,50%	4,00%	5,10%	2,60%	2,80%
Legal Maturity		Okt 2036	Okt 2036	Okt 2036	Okt 2036	Okt 2036	Okt 2036	Okt 2036
Expected Maturity		Nov 2027	Nov 2027	Nov 2027	Nov 2027	Nov 2027	Jan 2024	Nov 2027
Original Rating (Fitch / Moody's)		AAA (sf) / Aaa (sf)	AA- (sf) / Aa1 (sf)	A (sf) / A1 (sf)	BBB (sf) / Baa3 (sf)	BB (sf) / Ba3 (sf)	B- (sf) / B2 (sf)	n.r. / n.r.
Current Rating (Fitch / Moody's)*		AAA (sf) / Aaa (sf)	AA- (sf) / Aa1 (sf)	A (sf) / A1 (sf)	BBB (sf) / Baa3 (sf)	BB (sf) / Ba3 (sf)	CCC (sf) / B2 (sf)	n.r. / n.r.
Initial Notes Aggregate Principal Outstanding Balance	1.000.000.000 €	756.000.000,00 €	44.000.000,00 €	55.000.000,00 €	40.000.000,00 €	51.000.000,00 €	26.000.000,00 €	28.000.000,00 €
Initial Nominal per Note		100.000,00 €	100.000,00 €	100.000,00 €	100.000,00 €	100.000,00 €	100.000,00 €	100.000,00 €
Initial Number of Notes per Class		7.560	440	550	400	510	260	280
<b>Current Note Information</b>								
Class Principal Outstanding Balance Beginning of Period	994.258.830,84 €	756.000.000,00 €	44.000.000,00 €	55.000.000,00 €	40.000.000,00 €	51.000.000,00 €	20.258.830,84 €	28.000.000,00 €
Replenishment	34.846.726,00 €							
Amortisation	- €							
Redemption per Class		- €	- €	- €	- €	- €	- €	- €
Redemption per Note		- €	- €	- €	- €	- €	- €	- €
Class Principal Outstanding Balance End of Period	994.258.830,84 €	756.000.000,00 €	44.000.000,00 €	55.000.000,00 €	40.000.000,00 €	51.000.000,00 €	20.258.830,84 €	28.000.000,00 €
Current Tranching		76,0%	4,4%	5,5%	4,0%	5,1%	2,0%	2,8%
Current Pool Factor	0,99	1,00	1,00	1,00	1,00	1,00	0,78	1,00
<b>2. Payments to Investors per Note</b>								
	All notes	Class A	Class B	Class C	Class D	Class E	Class F	Class G
Interest Rate Basis: 1 M-Euribor / Fixed / Floating	3,457%	1mE+70bp	1mE+275bp	1mE+375bp	1mE+550bp	1mE+850bp	1mE+1200bp	1614bp
Day/Count Convention		act/360	act/360	act/360	act/360	act/360	act/360	act/360
Interest Days	31							
Principal Outstanding per Note Beginning of Period		100.000,00 €	100.000,00 €	100.000,00 €	100.000,00 €	100.000,00 €	77.918,58 €	100.000,00 €
> Principal Repayment per Note		- €	- €	- €	- €	- €	- €	- €
Principal Outstanding per Note End of Period		100.000,00 €	100.000,00 €	100.000,00 €	100.000,00 €	100.000,00 €	77.918,58 €	100.000,00 €
> Interest accrued for the period	-	2.706.177,60 €	235.175,60 €	341.330,00 €	308.520,00 €	525.111,30 €	269.648,60 €	3.653.017,20 €
Interest Payment		2.706.177,60 €	235.175,60 €	341.330,00 €	308.520,00 €	525.111,30 €	269.648,60 €	- €
Interest Payment per Note		357,96 €	534,49 €	620,60 €	771,30 €	1.029,63 €	1.037,11 €	- €
<b>3. Credit Enhancements</b>								
		Class A	Class B	Class C	Class D	Class E	Class F	Class G
Initial total CE (Subordination, Reserve)		26,5%	22,1%	16,6%	12,6%	7,5%	4,9%	2,1%
Current CE		26,1%	21,7%	16,2%	12,2%	7,1%	5,1%	2,3%

\* Last rating action as of 15.05.2023

**SC Germany Consumer 2022-1  
Monthly Investor Report**

**6. Original Principal Balance**



Calculation Date	10.08.2023	
Payment Date	14.08.2023	
Period No	10	
Monthly Period	Aug 2023	
Interest Period	from 14.07.2023	to 14.08.2023 = 31 days
Collection Period	from 01.07.2023	to 31.07.2023

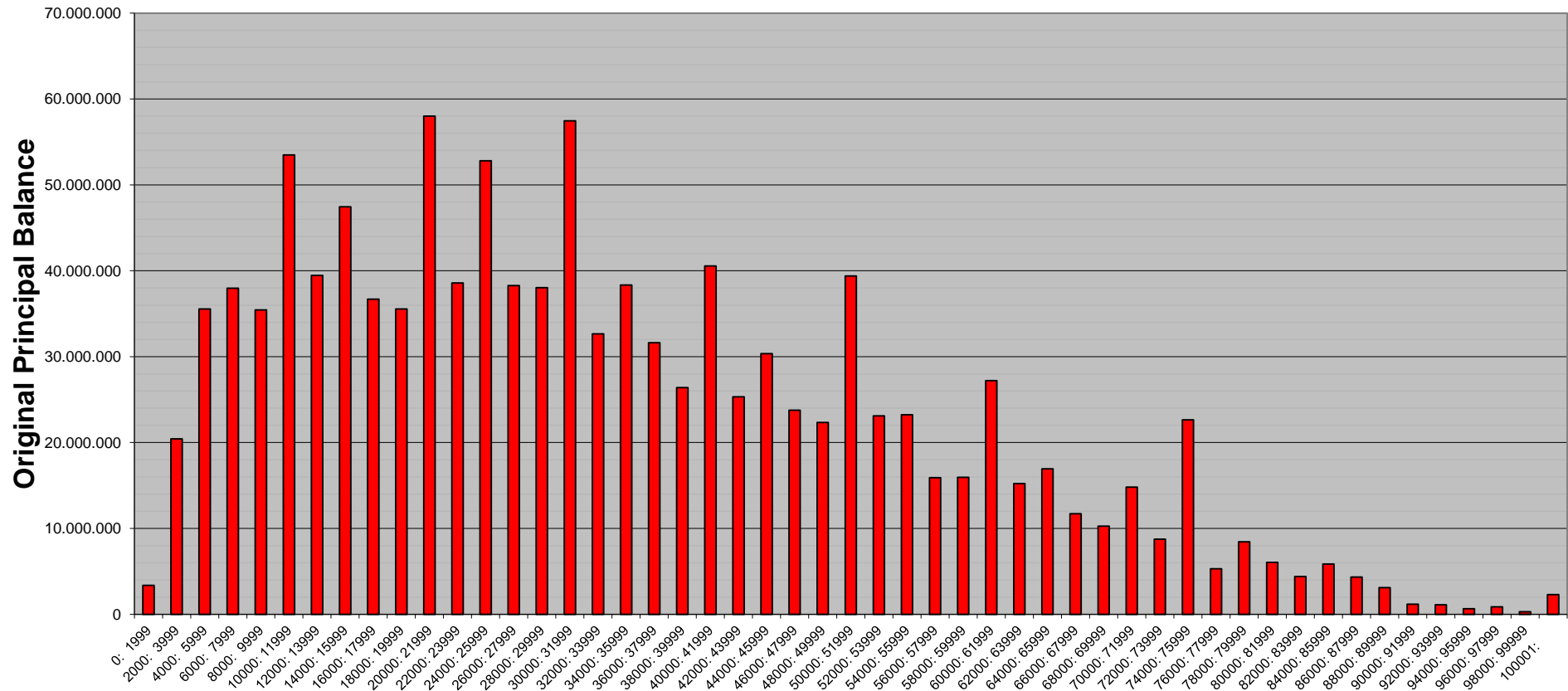
Original Principal Balance (Ranges in EUR)	Original Principal Balance in EUR	Percentage of Total Balance	Number of Loans	Percentage of Total Loans
0: 1999	3.369.788,16	0,28%	2.579	3,98%
2000: 3999	20.433.989,81	1,72%	7.278	11,24%
4000: 5999	35.544.942,22	2,99%	7.287	11,26%
6000: 7999	37.958.835,65	3,19%	5.528	8,54%
8000: 9999	35.430.943,77	2,98%	4.021	6,21%
10000: 11999	53.494.637,07	4,50%	5.032	7,77%
12000: 13999	39.465.403,48	3,32%	3.081	4,76%
14000: 15999	47.452.266,73	3,99%	3.166	4,89%
16000: 17999	36.702.081,63	3,09%	2.169	3,35%
18000: 19999	35.547.269,53	2,99%	1.885	2,91%
20000: 21999	58.002.210,77	4,88%	2.810	4,34%
22000: 23999	38.583.274,01	3,24%	1.685	2,60%
24000: 25999	52.806.617,73	4,44%	2.119	3,27%
26000: 27999	38.278.780,45	3,22%	1.426	2,20%
28000: 29999	38.026.693,75	3,20%	1.315	2,03%
30000: 31999	57.452.365,26	4,83%	1.875	2,90%
32000: 33999	32.643.286,96	2,75%	995	1,54%
34000: 35999	38.343.380,42	3,22%	1.098	1,70%
36000: 37999	31.632.604,31	2,66%	857	1,32%
38000: 39999	26.392.211,87	2,22%	678	1,05%
40000: 41999	40.557.416,46	3,41%	997	1,54%
42000: 43999	25.332.545,36	2,13%	591	0,91%
44000: 45999	30.339.808,38	2,55%	675	1,04%
46000: 47999	23.789.399,29	2,00%	506	0,78%
48000: 49999	22.337.839,79	1,88%	457	0,71%
50000: 51999	39.402.708,06	3,31%	782	1,21%
52000: 53999	23.116.054,05	1,94%	437	0,68%
54000: 55999	23.234.891,75	1,95%	423	0,65%
56000: 57999	15.895.869,55	1,34%	279	0,43%
58000: 59999	15.955.339,37	1,34%	271	0,42%
60000: 61999	27.202.997,39	2,29%	450	0,70%
62000: 63999	15.232.080,15	1,28%	242	0,37%
64000: 65999	16.944.720,28	1,43%	261	0,40%
66000: 67999	11.713.976,56	0,99%	175	0,27%
68000: 69999	10.264.977,21	0,86%	149	0,23%
70000: 71999	14.815.556,57	1,25%	210	0,32%
72000: 73999	8.744.410,71	0,74%	120	0,19%
74000: 75999	22.634.614,56	1,90%	302	0,47%
76000: 77999	5.309.389,49	0,45%	69	0,11%
78000: 79999	8.446.607,80	0,71%	107	0,17%
80000: 81999	6.061.409,02	0,51%	75	0,12%
82000: 83999	4.399.706,89	0,37%	53	0,08%
84000: 85999	5.863.312,75	0,49%	69	0,11%
86000: 87999	4.348.389,79	0,37%	50	0,08%
88000: 89999	3.110.069,81	0,26%	35	0,05%
90000: 91999	1.180.947,19	0,10%	13	0,02%
92000: 93999	1.114.900,02	0,09%	12	0,02%
94000: 95999	661.880,94	0,06%	7	0,01%
96000: 97999	872.582,43	0,07%	9	0,01%
98000: 99999	295.906,86	0,02%	3	0,00%
100001:	2.302.196,32	0,19%	19	0,03%
<b>Total</b>	<b>1.189.024.088,38</b>	<b>100,00%</b>	<b>64.732</b>	<b>100,00%</b>

Statistics in EUR	
Average Amount	18.368,41

**SC Germany Consumer 2022-1  
Monthly Investor Report**

**6.1 Original PB (Graph)**

Calculation Date	10.08.2023		
Payment Date	14.08.2023		
Period No	10		
Monthly Period	Aug 2023		
Interest Period	from	14.07.2023	to 14.08.2023 = 31 days
Collection Period	from	01.07.2023	to 31.07.2023



**SC Germany Consumer 2022-1  
Monthly Investor Report**

**7. Current Principal Balance**



Calculation Date	10.08.2023				
Payment Date	14.08.2023				
Period No	10				
Monthly Period	Aug 2023				
Interest Period	from	14.07.2023	to	14.08.2023	= 31 days
Collection Period	from	01.07.2023	to	31.07.2023	

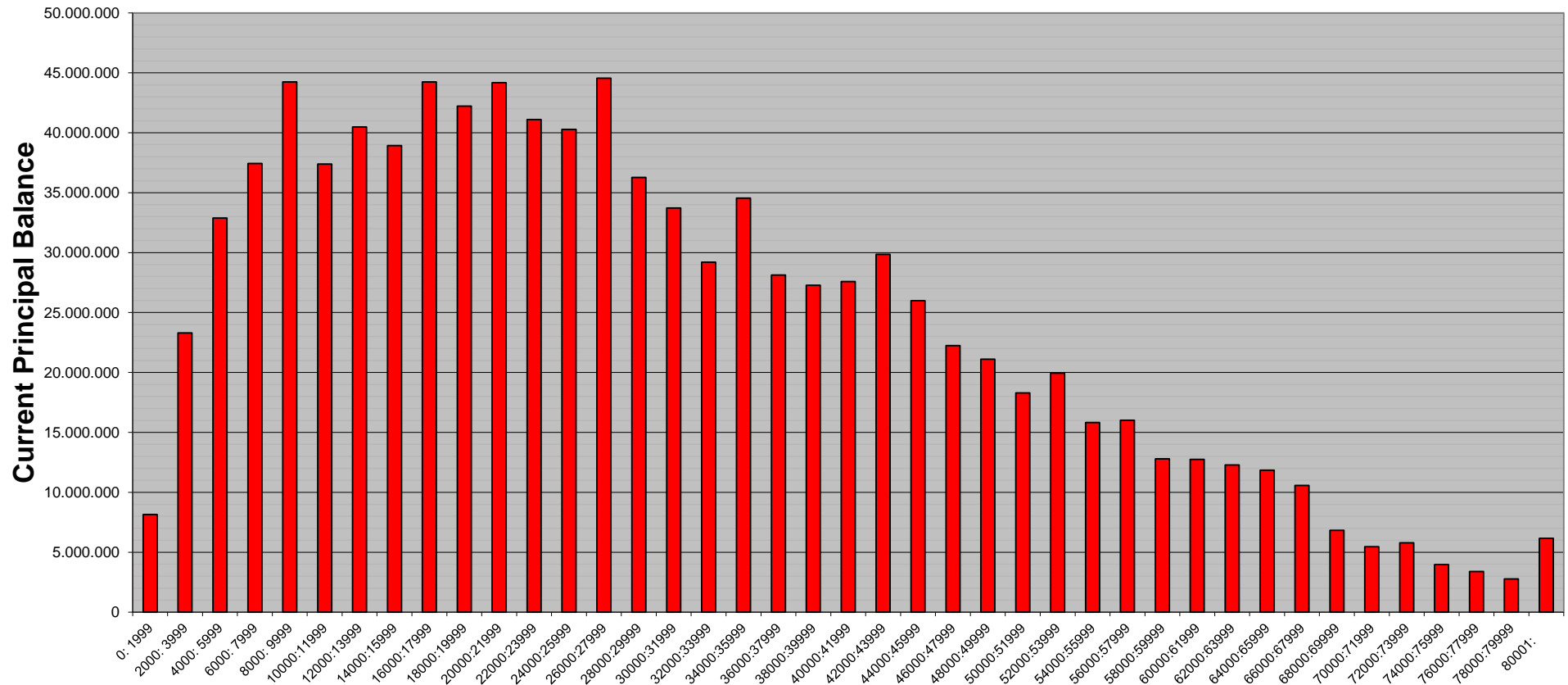
Current Principal Balance (Ranges in EUR)	Current Principal Balance in EUR	Percentage of Total Balance	Number of Loans	Percentage of Total Loans
0: 1999	8.154.006,91	0,82%	7.497	11,58%
2000: 3999	23.293.200,52	2,33%	7.869	12,16%
4000: 5999	32.885.082,43	3,29%	6.699	10,35%
6000: 7999	37.436.741,27	3,74%	5.373	8,30%
8000: 9999	44.249.854,83	4,42%	4.948	7,64%
10000:11999	37.387.722,39	3,74%	3.411	5,27%
12000:13999	40.479.641,80	4,05%	3.112	4,81%
14000:15999	38.922.446,40	3,89%	2.599	4,02%
16000:17999	44.236.402,97	4,42%	2.598	4,01%
18000:19999	42.230.565,17	4,22%	2.226	3,44%
20000:21999	44.179.382,11	4,42%	2.100	3,24%
22000:23999	41.101.959,68	4,11%	1.790	2,77%
24000:25999	40.282.929,19	4,03%	1.611	2,49%
26000:27999	44.553.827,17	4,46%	1.654	2,56%
28000:29999	36.277.972,52	3,63%	1.252	1,93%
30000:31999	33.729.966,80	3,37%	1.089	1,68%
32000:33999	29.196.084,13	2,92%	885	1,37%
34000:35999	34.552.992,97	3,46%	988	1,53%
36000:37999	28.124.217,06	2,81%	760	1,17%
38000:39999	27.278.895,12	2,73%	700	1,08%
40000:41999	27.579.618,48	2,76%	673	1,04%
42000:43999	29.857.533,14	2,99%	694	1,07%
44000:45999	25.983.470,61	2,60%	578	0,89%
46000:47999	22.241.847,37	2,22%	473	0,73%
48000:49999	21.102.985,03	2,11%	431	0,67%
50000:51999	18.297.512,67	1,83%	359	0,55%
52000:53999	19.937.510,02	1,99%	377	0,58%
54000:55999	15.822.818,22	1,58%	288	0,44%
56000:57999	16.013.532,94	1,60%	281	0,43%
58000:59999	12.795.195,52	1,28%	217	0,34%
60000:61999	12.749.572,43	1,27%	209	0,32%
62000:63999	12.287.677,37	1,23%	195	0,30%
64000:65999	11.840.484,29	1,18%	182	0,28%
66000:67999	10.576.363,15	1,06%	158	0,24%
68000:69999	6.827.019,42	0,68%	99	0,15%
70000:71999	5.465.054,61	0,55%	77	0,12%
72000:73999	5.782.292,07	0,58%	79	0,12%
74000:75999	3.972.999,97	0,40%	53	0,08%
76000:77999	3.386.746,60	0,34%	44	0,07%
78000:79999	2.767.890,84	0,28%	35	0,05%
80001:	6.157.965,77	0,62%	69	0,11%
<b>Total</b>	<b>999.999.981,96</b>	<b>100,00%</b>	<b>64.732</b>	<b>100,00%</b>

Statistics in EUR	
Average Amount	15.448,31

**SC Germany Consumer 2022-1**  
**Monthly Investor Report**

**7.1 Current PB (Graph)**

Calculation Date	10.08.2023					
Payment Date	14.08.2023					
Period No	10					
Monthly Period	Aug 2023					
Interest Period	from	14.07.2023	to	14.08.2023	=	31 days
Collection Period	from	01.07.2023	to	31.07.2023		



**SC Germany Consumer 2022-1  
Monthly Investor Report**

**8. Borrower Concentration**



Calculation Date			10.08.2023		
Payment Date			14.08.2023		
Period No			10		
Monthly Period			Aug 2023		
Interest Period	from	14.07.2023	to	14.08.2023	= 31 days
Collection Period	from	01.07.2023	to	31.07.2023	

No	Current Principal Balance in EUR	Percentage of Total Balance	Number of Loans
1	125.761,93	0,0126%	1
2	123.893,22	0,0124%	1
3	121.807,97	0,0122%	1
4	118.441,34	0,0118%	1
5	114.704,99	0,0115%	1
6	112.726,52	0,0113%	1
7	108.184,49	0,0108%	1
8	107.791,55	0,0108%	1
9	105.516,24	0,0106%	1
10	99.463,76	0,0099%	1
11	98.351,39	0,0098%	1
12	97.734,79	0,0098%	1
13	97.604,34	0,0098%	1
14	94.757,97	0,0095%	1
15	94.085,48	0,0094%	1
16	92.450,06	0,0092%	1
17	90.528,01	0,0091%	1
18	90.269,52	0,0090%	1
19	89.148,50	0,0089%	1
20	89.049,42	0,0089%	1
21	88.537,28	0,0089%	1
22	87.644,04	0,0088%	1
23	87.560,31	0,0088%	1
24	87.551,12	0,0088%	1
25	87.503,12	0,0088%	1
	<b>2.511.067,36</b>	<b>0,2511%</b>	<b>25</b>

**SC Germany Consumer 2022-1  
Monthly Investor Report**

**9. Geographical Distribution**



Calculation Date			10.08.2023		
Payment Date			14.08.2023		
Period No			10		
Monthly Period			Aug 2023		
Interest Period	from	14.07.2023	to	14.08.2023	= 31 days
Collection Period	from	01.07.2023	to	31.07.2023	

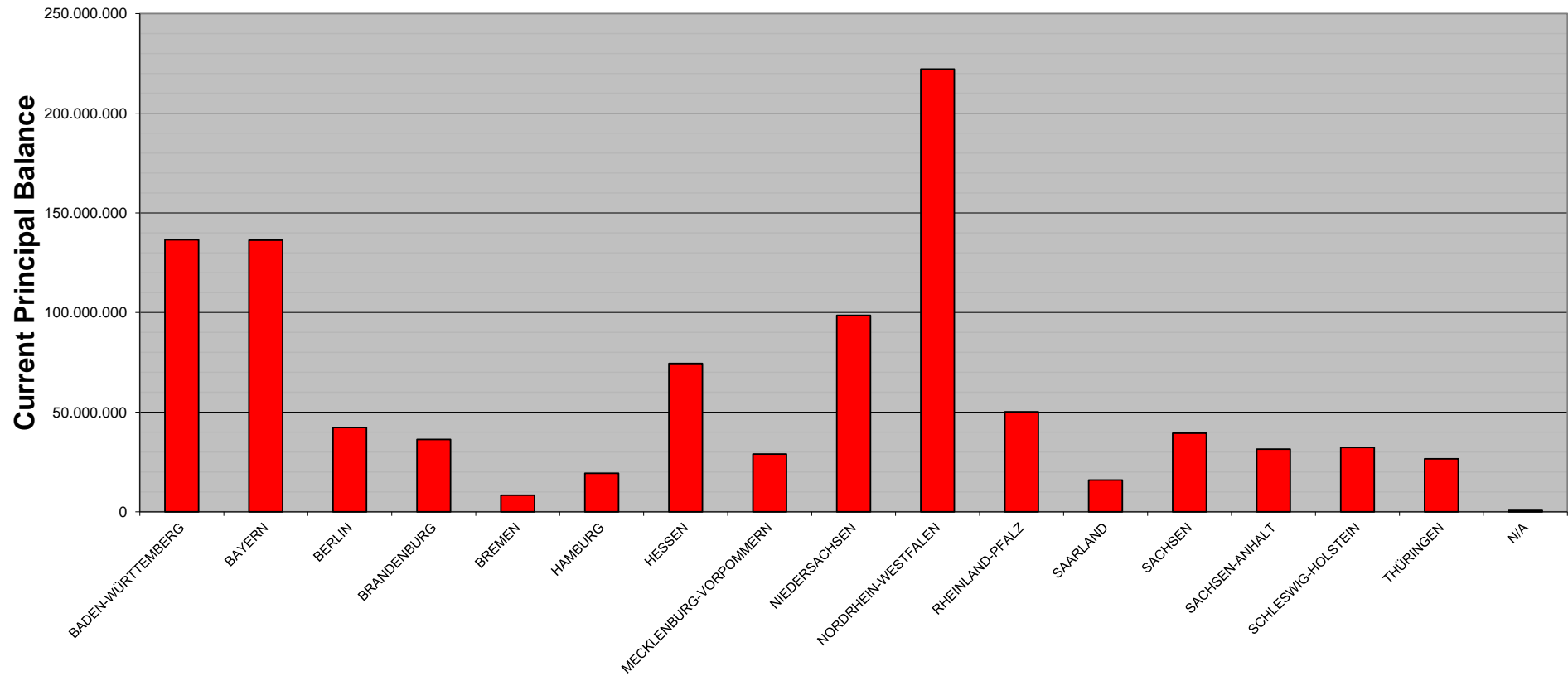
<i>State</i>	<i>Current Principal Balance in EUR</i>	<i>Percentage of Total Balance</i>	<i>Number of Loans</i>	<i>Percentage of Total Loans</i>
BADEN-WÜRTTEMBERG	136.460.378,51	13,65%	8.167	12,62%
BAYERN	136.344.024,37	13,63%	8.794	13,59%
BERLIN	42.313.827,08	4,23%	2.681	4,14%
BRANDENBURG	36.311.230,07	3,63%	2.417	3,73%
BREMEN	8.347.675,52	0,83%	561	0,87%
HAMBURG	19.365.369,39	1,94%	1.315	2,03%
HESSEN	74.445.754,70	7,44%	4.599	7,10%
MECKLENBURG-VORPOMMERN	29.013.736,20	2,90%	1.934	2,99%
NIEDERSACHSEN	98.582.878,89	9,86%	6.486	10,02%
NORDRHEIN-WESTFALEN	222.159.911,27	22,22%	14.258	22,03%
RHEINLAND-PFALZ	50.207.760,48	5,02%	3.327	5,14%
SAARLAND	15.977.680,83	1,60%	978	1,51%
SACHSEN	39.411.305,39	3,94%	2.880	4,45%
SACHSEN-ANHALT	31.497.545,05	3,15%	2.198	3,40%
SCHLESWIG-HOLSTEIN	32.280.369,42	3,23%	2.236	3,45%
THÜRINGEN	26.611.326,65	2,66%	1.866	2,88%
N/A	669.208,14	0,07%	35	0,05%
<b>Total</b>	<b>999.999.981,96</b>	<b>100,00%</b>	<b>64.732</b>	<b>100,00%</b>



**SC Germany Consumer 2022-1  
Monthly Investor Report**

**9.1 Geographical Distribution (Graph)**

Calculation Date	10.08.2023	
Payment Date	14.08.2023	
Period No	10	
Monthly Period	Aug 2023	
Interest Period	from 14.07.2023	to 14.08.2023 = 31 days
Collection Period	from 01.07.2023	to 31.07.2023



**SC Germany Consumer 2022-1  
Monthly Investor Report**

**10. Collateral**



Calculation Date			10.08.2023		
Payment Date			14.08.2023		
Period No			10		
Monthly Period			Aug 2023		
Interest Period	from	14.07.2023	to	14.08.2023	= 31 days
Collection Period	from	01.07.2023	to	31.07.2023	

<i>Collateral</i>	<i>Current Principal Balance in EUR</i>	<i>Percentage of Total Balance</i>	<i>Number of Loans</i>	<i>Percentage of Total Loans</i>
secured	25.498.525,68	2,55%	781	1,21%
unsecured	974.501.456,28	97,45%	63.951	98,79%
<b>Total</b>	<b>999.999.981,96</b>	<b>100,00%</b>	<b>64.732</b>	<b>100,00%</b>

**SC Germany Consumer 2022-1  
Monthly Investor Report**

**11. Insurances**



Calculation Date			10.08.2023		
Payment Date			14.08.2023		
Period No			10		
Monthly Period			Aug 2023		
Interest Period	from	14.07.2023	to	14.08.2023	= 31 days
Collection Period	from	01.07.2023	to	31.07.2023	

<i>Payment Protection Insurance</i>	<i>Current Principal Balance in EUR</i>	<i>Percentage of Total Balance</i>	<i>Number of Loans</i>	<i>Percentage of Total Loans</i>
No	405.297.000,06	40,53%	29.941	46,25%
Yes	594.702.981,90	59,47%	34.791	53,75%
<b>Total</b>	<b>999.999.981,96</b>	<b>100,00%</b>	<b>64.732</b>	<b>100,00%</b>

**SC Germany Consumer 2022-1  
Monthly Investor Report**

**12. Payment Methods**



Calculation Date			10.08.2023		
Payment Date			14.08.2023		
Period No			10		
Monthly Period			Aug 2023		
Interest Period	from	14.07.2023	to	14.08.2023	= 31 days
Collection Period	from	01.07.2023	to	31.07.2023	

<i>Payment Method</i>	<i>Current Principal Balance in EUR</i>	<i>Percentage of Total Balance</i>	<i>Number of Loans</i>	<i>Percentage of Total Loans</i>
Direct Debit	979.628.623,92	97,96%	63.350	97,87%
Other	20.371.358,04	2,04%	1.382	2,13%
<b>Total</b>	<b>999.999.981,96</b>	<b>100,00%</b>	<b>64.732</b>	<b>100,00%</b>

<i>Cycle of Payment</i>	<i>Current Principal Balance in EUR</i>	<i>Percentage of Total Balance</i>	<i>Number of Loans</i>	<i>Percentage of Total Loans</i>
15th of month	244.648.740,54	24,46%	16.409	25,35%
1st of month	755.351.241,42	75,54%	48.323	74,65%
<b>Total</b>	<b>999.999.981,96</b>	<b>100,00%</b>	<b>64.732</b>	<b>100,00%</b>

**SC Germany Consumer 2022-1  
Monthly Investor Report**

**13. Effective Interest Rate**



Calculation Date	10.08.2023				
Payment Date	14.08.2023				
Period No	10				
Monthly Period	Aug 2023				
Interest Period	from	14.07.2023	to	14.08.2023	= 31 days
Collection Period	from	01.07.2023	to	31.07.2023	

Yield Range *	Current Principal Balance in EUR	Percentage of Total Balance	Number of Loans	Percentage of Total Loans
0: 0	68.247,06	0,01%	75	0,12%
1: 1	9.973.105,58	1,00%	1.398	2,16%
2: 2	160.956.908,52	16,10%	12.137	18,75%
3: 3	115.254.824,73	11,53%	7.371	11,39%
4: 4	112.723.555,24	11,27%	6.857	10,59%
5: 5	127.858.066,92	12,79%	7.296	11,27%
6: 6	209.216.455,64	20,92%	11.507	17,78%
7: 7	163.464.156,70	16,35%	11.043	17,06%
8: 8	68.834.665,69	6,88%	4.472	6,91%
9: 9	22.348.736,73	2,23%	1.720	2,66%
10:10	6.368.377,27	0,64%	550	0,85%
11:11	1.771.357,90	0,18%	175	0,27%
12:12	957.094,55	0,10%	87	0,13%
13:13	169.390,05	0,02%	38	0,06%
14:14	35.039,38	0,00%	6	0,01%
<b>Total</b>	<b>999.999.981,96</b>	<b>100,00%</b>	<b>64.732</b>	<b>100,00%</b>

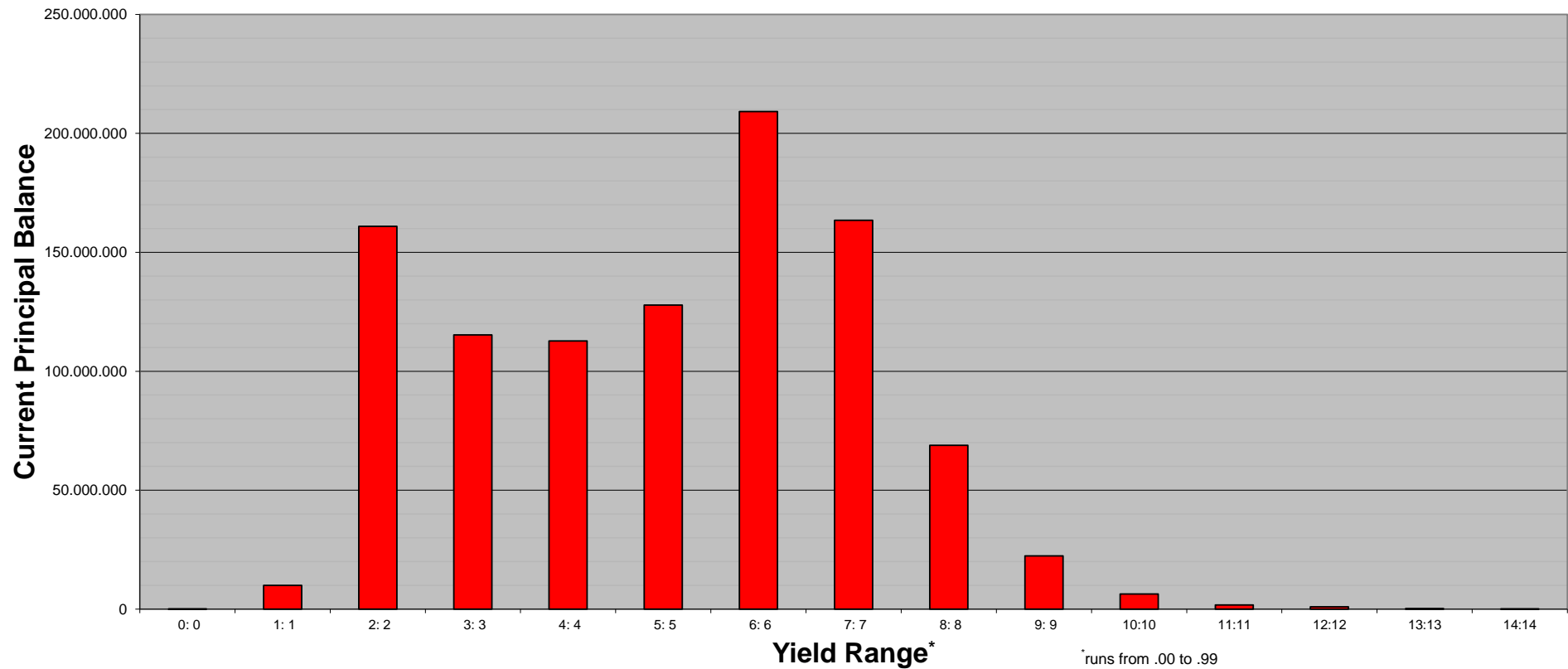
Statistics	in %
WA Interest	5,81%

\* runs from .00 to .99

**SC Germany Consumer 2022-1  
Monthly Investor Report**

**13.1 Effective Interest Rate (Graph)**

Calculation Date	10.08.2023	
Payment Date	14.08.2023	
Period No	10	
Monthly Period	Aug 2023	
Interest Period	from 14.07.2023	to 14.08.2023 = 31 days
Collection Period	from 01.07.2023	to 31.07.2023



**SC Germany Consumer 2022-1  
Monthly Investor Report**

**14. Seasoning**



Calculation Date	10.08.2023	
Payment Date	14.08.2023	
Period No	10	
Monthly Period	Aug 2023	
Interest Period	from 14.07.2023	to 14.08.2023 = 31 days
Collection Period	from 01.07.2023	to 31.07.2023

Seasoning in Months	Current Principal Balance in EUR	Percentage of Total Balance	Number of Loans	Percentage of Total Loans
0: 2	6.005.468,41	0,60%	367	0,57%
3: 5	33.693.535,16	3,37%	2.168	3,35%
6: 8	44.918.604,61	4,49%	2.904	4,49%
9:11	72.260.649,94	7,23%	5.086	7,86%
12:14	339.305.234,65	33,93%	20.790	32,12%
15:17	257.755.264,19	25,78%	15.446	23,86%
18:20	143.449.318,00	14,34%	10.033	15,50%
21:23	65.838.169,66	6,58%	4.963	7,67%
24:26	16.269.777,46	1,63%	1.244	1,92%
27:29	10.746.162,79	1,07%	780	1,20%
30:32	5.119.299,02	0,51%	445	0,69%
33:35	3.179.951,25	0,32%	299	0,46%
36:38	379.624,11	0,04%	36	0,06%
39:41	391.745,54	0,04%	48	0,07%
42:44	218.003,18	0,02%	36	0,06%
45:47	115.858,27	0,01%	18	0,03%
48:50	86.868,08	0,01%	10	0,02%
51:53	102.366,05	0,01%	15	0,02%
54:56	47.059,03	0,00%	10	0,02%
57:59	38.331,29	0,00%	7	0,01%
60:62	60.294,27	0,01%	9	0,01%
63:65	3.184,22	0,00%	4	0,01%
69:71	2.579,94	0,00%	3	0,00%
72:74	3.660,06	0,00%	4	0,01%
75:77	1.030,06	0,00%	1	0,00%
78:80	1.134,04	0,00%	2	0,00%
81:	6.808,68	0,00%	4	0,01%
<b>Total</b>	<b>999.999.981,96</b>	<b>100,00%</b>	<b>64.732</b>	<b>100,00%</b>

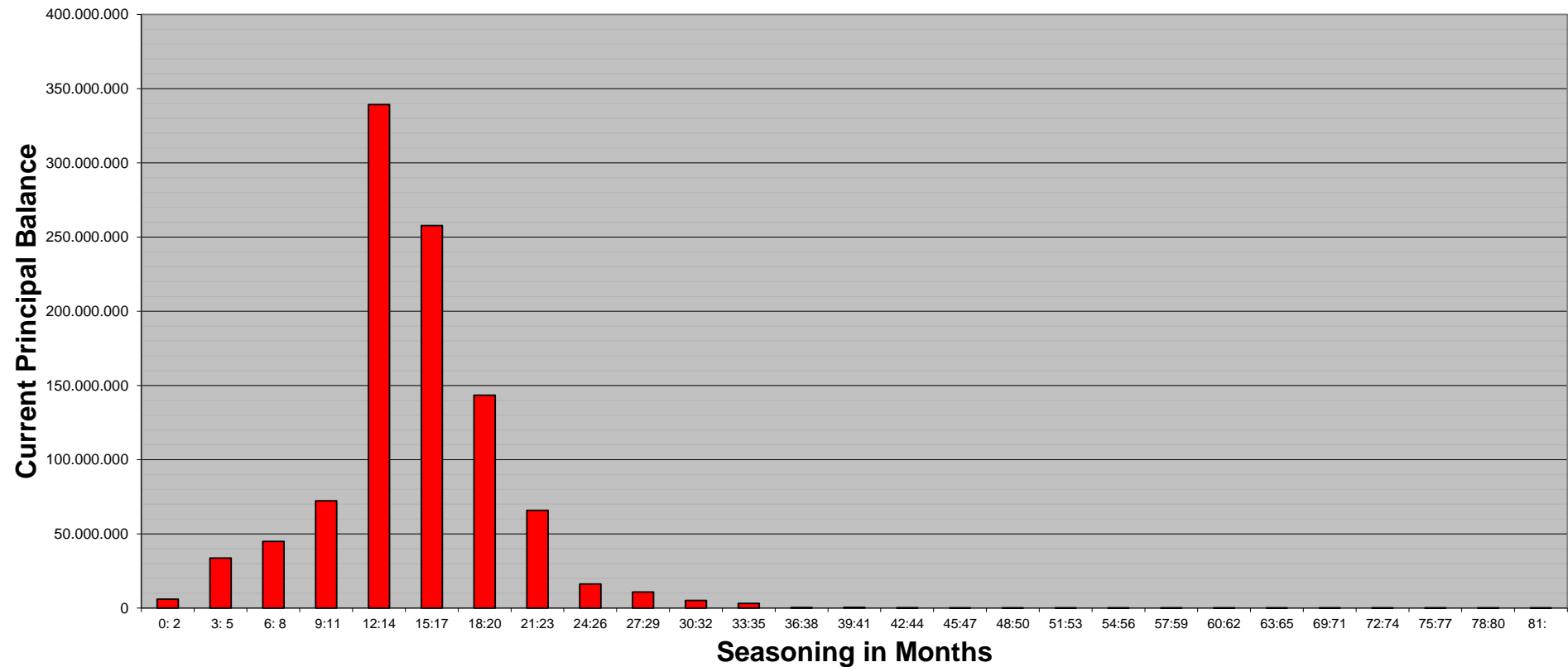
**Statistics**

WA Seasoning	14,87
--------------	-------

**SC Germany Consumer 2022-1  
Monthly Investor Report**

**14.1 Seasoning (Graph)**

Calculation Date	10.08.2023	
Payment Date	14.08.2023	
Period No	10	
Monthly Period	Aug 2023	
Interest Period	from 14.07.2023	to 14.08.2023 = 31 days
Collection Period	from 01.07.2023	to 31.07.2023





**SC Germany Consumer 2022-1  
Monthly Investor Report**

**15. Remaining Term**



Calculation Date			10.08.2023		
Payment Date			14.08.2023		
Period No			10		
Monthly Period			Aug 2023		
Interest Period	from	14.07.2023	to	14.08.2023	= 31 days
Collection Period	from	01.07.2023	to	31.07.2023	

<i>Remaining Term in Months</i>	<i>Current Principal Balance in EUR</i>	<i>Percentage of Total Balance</i>	<i>Number of Loans</i>	<i>Percentage of Total Loans</i>
0: 6	1.056.317,01	0,11%	1.739	2,69%
7: 13	3.915.000,99	0,39%	2.272	3,51%
14: 20	7.517.749,28	0,75%	2.463	3,80%
21: 27	10.456.680,30	1,05%	2.559	3,95%
28: 34	17.739.347,18	1,77%	3.219	4,97%
35: 41	22.955.084,72	2,30%	3.431	5,30%
42: 48	32.792.523,52	3,28%	3.580	5,53%
49: 55	32.146.373,64	3,21%	2.810	4,34%
56: 62	45.322.752,61	4,53%	3.469	5,36%
63: 69	74.591.503,59	7,46%	4.917	7,60%
70: 76	129.176.606,90	12,92%	7.601	11,74%
77: 83	327.029.299,75	32,70%	13.813	21,34%
84: 90	249.055.005,60	24,91%	10.664	16,47%
91: 97	46.245.736,87	4,62%	2.195	3,39%
<b>Total</b>	<b>999.999.981,96</b>	<b>100,00%</b>	<b>64.732</b>	<b>100,00%</b>

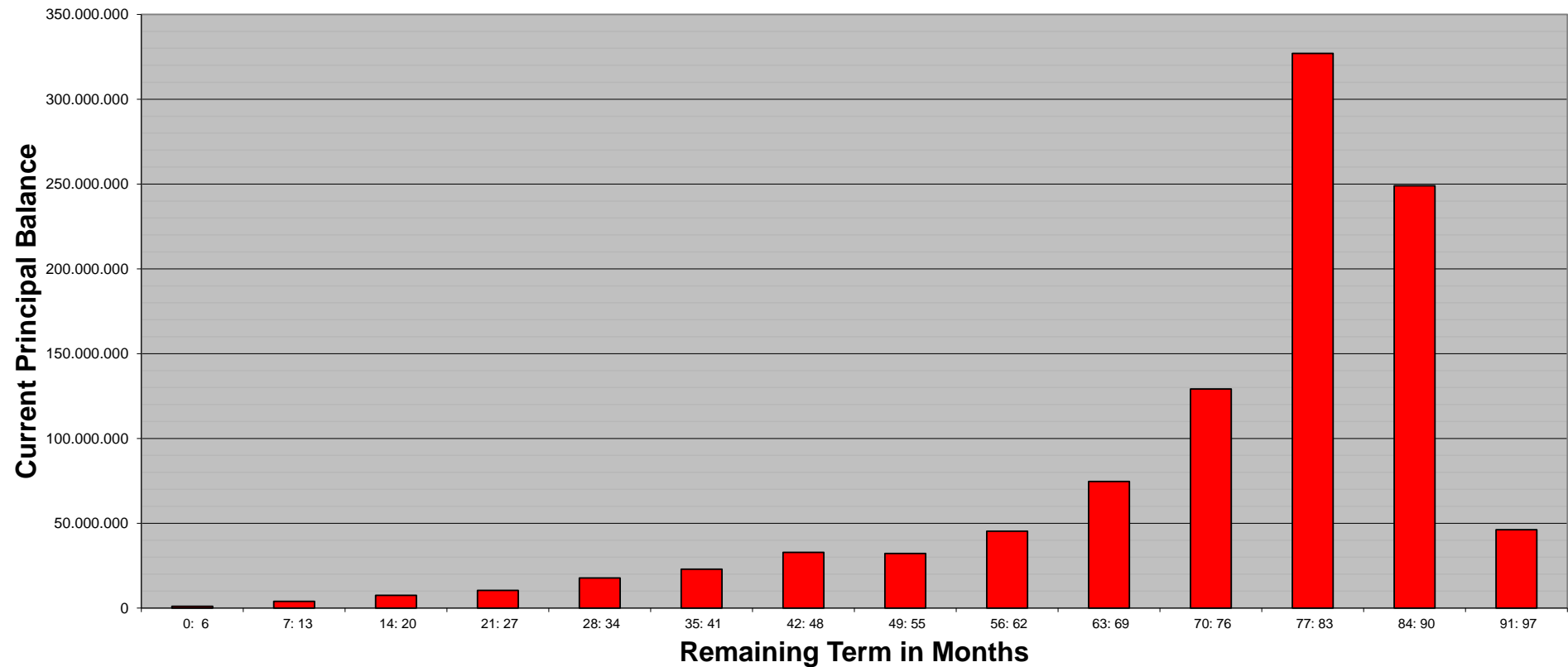
**Statistics**

WA Remaining Term	74,09
-------------------	-------

**SC Germany Consumer 2022-1  
Monthly Investor Report**

**15.1 Remaining Term (Graph)**

Calculation Date	10.08.2023	
Payment Date	14.08.2023	
Period No	10	
Monthly Period	Aug 2023	
Interest Period	from 14.07.2023	to 14.08.2023 = 31 days
Collection Period	from 01.07.2023	to 31.07.2023



**SC Germany Consumer 2022-1  
Monthly Investor Report**

**16. Original Term**



Calculation Date	10.08.2023	
Payment Date	14.08.2023	
Period No	10	
Monthly Period	Aug 2023	
Interest Period	from 14.07.2023	to 14.08.2023 = 31 days
Collection Period	from 01.07.2023	to 31.07.2023

<i>Original Term in Months</i>	<i>Current Principal Balance in EUR</i>	<i>Percentage of Total Balance</i>	<i>Number of Loans</i>	<i>Percentage of Total Loans</i>
0: 6	2.887,12	0,00%	15	0,02%
7: 13	214.658,93	0,02%	367	0,57%
14: 20	676.247,36	0,07%	749	1,16%
21: 27	4.536.425,73	0,45%	2.872	4,44%
28: 34	1.957.800,40	0,20%	488	0,75%
35: 41	14.593.590,81	1,46%	4.214	6,51%
42: 48	4.861.603,11	0,49%	711	1,10%
49: 55	29.782.508,02	2,98%	5.307	8,20%
56: 62	46.246.947,79	4,62%	5.313	8,21%
63: 69	11.590.858,25	1,16%	854	1,32%
70: 76	52.752.010,23	5,28%	4.204	6,49%
77: 83	17.206.812,10	1,72%	899	1,39%
84: 90	147.151.488,34	14,72%	10.108	15,62%
91: 97	464.984.288,39	46,50%	20.536	31,72%
98:104	201.681.925,66	20,17%	8.032	12,41%
105:111	1.705.234,59	0,17%	60	0,09%
112:118	54.695,13	0,01%	3	0,00%
<b>Total</b>	<b>999.999.981,96</b>	<b>100,00%</b>	<b>64.732</b>	<b>100,00%</b>

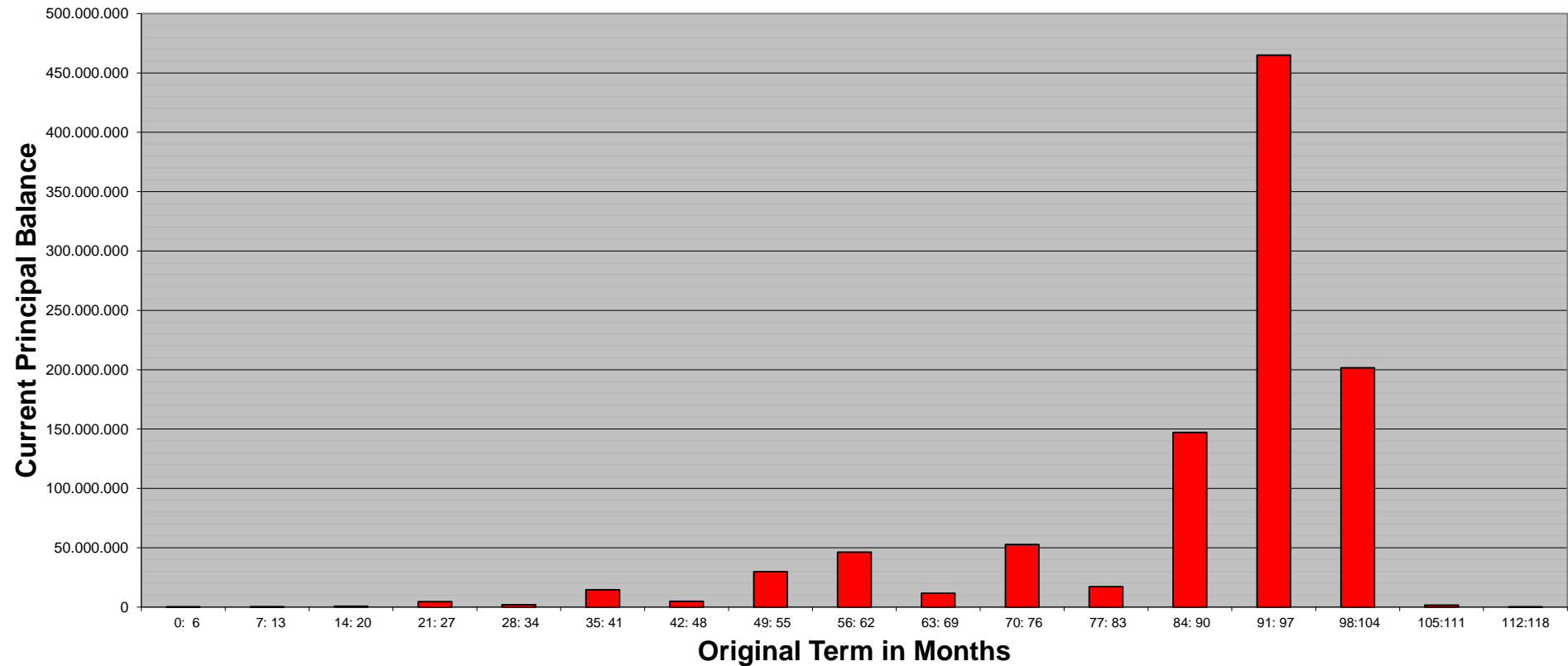
**Statistics**

WA Original Term	88,96
------------------	-------

**SC Germany Consumer 2022-1  
Monthly Investor Report**

**16.1 Original Term (Graph)**

Calculation Date	10.08.2023	
Payment Date	14.08.2023	
Period No	10	
Monthly Period	Aug 2023	
Interest Period	from 14.07.2023	to 14.08.2023 = 31 days
Collection Period	from 01.07.2023	to 31.07.2023



**SC Germany Consumer 2022-1  
Monthly Investor Report**

**17. Loan Concentration**

Calculation Date			10.08.2023			
Payment Date			14.08.2023			
Period No			10			
Monthly Period			Aug 2023			
Interest Period	from	14.07.2023	to	14.08.2023	=	31 days
Collection Period	from	01.07.2023	to	31.07.2023		



<i>Loan Concentration</i>	<i>Current Principal Balance in EUR</i>	<i>Percentage of Total Balance</i>	<i>Number of Loans</i>	<i>Percentage of Total Loans</i>	<i>Number of Debtors</i>	<i>Percentage of Total Debtors</i>
1: 1	979.850.360,51	97,99%	62.333	96,29%	62.333	98,16%
2: 2	19.631.697,25	1,96%	2.214	3,42%	1.107	1,74%
3: 3	462.870,84	0,05%	153	0,24%	51	0,08%
4: 4	55.053,36	0,01%	32	0,05%	8	0,01%
<b>Total</b>	<b>999.999.981,96</b>	<b>100,00%</b>	<b>64.732</b>	<b>100,00%</b>	<b>63.499</b>	<b>100,00%</b>

SC Germany Consumer 2022-1  
Monthly Investor Report

18. Amortisation Profile



Calculation Date	10.08.2023					
Payment Date	14.08.2023					
Period No	10					
Monthly Period	Aug 2023					
Interest Period	from	14.07.2023	to	14.08.2023	=	31 days
Collection Period	from	01.07.2023	to	31.07.2023		

Amortisation profile

Collection Period	Outstanding Volume	Collection Period	Outstanding Volume
1	999.999.981,96 €	51	355.887.710,18 €
2	987.076.950,00 €	52	343.769.457,21 €
3	974.089.525,56 €	53	331.666.932,25 €
4	961.075.077,00 €	54	319.606.482,73 €
5	948.033.358,66 €	55	307.583.439,03 €
6	934.988.916,12 €	56	295.595.747,29 €
7	921.948.947,98 €	57	283.662.023,32 €
8	908.898.852,11 €	58	271.797.179,22 €
9	895.867.393,58 €	59	259.999.396,45 €
10	882.839.642,90 €	60	248.278.764,90 €
11	869.790.948,60 €	61	236.636.594,16 €
12	856.717.010,26 €	62	225.082.224,69 €
13	843.636.945,46 €	63	213.614.262,86 €
14	830.550.620,88 €	64	202.170.624,39 €
15	817.475.324,79 €	65	190.773.733,17 €
16	804.373.897,93 €	66	179.473.115,28 €
17	791.254.731,30 €	67	168.278.222,53 €
18	778.136.582,54 €	68	157.184.129,88 €
19	765.021.768,26 €	69	146.231.823,64 €
20	751.913.938,26 €	70	135.472.067,91 €
21	738.824.143,19 €	71	124.931.848,31 €
22	725.760.915,19 €	72	114.620.976,96 €
23	712.703.699,90 €	73	104.598.554,75 €
24	699.643.526,08 €	74	94.832.814,31 €
25	686.593.480,66 €	75	85.377.055,91 €
26	673.556.729,88 €	76	76.054.325,20 €
27	660.546.481,44 €	77	66.884.183,88 €
28	647.522.564,67 €	78	58.070.047,61 €
29	634.493.162,52 €	79	49.667.052,04 €
30	621.482.140,94 €	80	41.588.716,16 €
31	608.491.476,88 €	81	34.015.344,32 €
32	595.507.596,65 €	82	27.094.179,11 €
33	582.553.526,81 €	83	20.949.329,87 €
34	569.637.545,42 €	84	15.661.908,10 €
35	556.751.816,16 €	85	11.452.497,64 €
36	543.899.899,36 €	86	8.292.604,66 €
37	531.095.943,65 €	87	6.357.687,42 €
38	518.335.652,78 €	88	4.777.013,32 €
39	505.631.076,49 €	89	3.480.068,09 €
40	492.928.674,50 €	90	2.439.387,65 €
41	480.233.342,51 €	91	1.640.906,24 €
42	467.572.779,67 €	92	972.517,90 €
43	454.957.861,27 €	93	504.867,88 €
44	442.356.415,94 €	94	220.412,66 €
45	429.818.538,03 €	95	67.988,57 €
46	417.341.570,78 €	96	2.285,82 €
47	404.924.584,44 €	97	596,11 €
48	392.552.510,82 €	98	- €
49	380.248.498,23 €	99	- €
50	368.018.717,50 €	100	- €

**SC Germany Consumer 2022-1**  
**Monthly Investor Report**

Calculation Date	10.08.2023				
Payment Date	14.08.2023				
Period No	10				
Monthly Period	Aug 2023				
Interest Period	from	14.07.2023	to	14.08.2023	= 31 days
Collection Period	from	01.07.2023	to	31.07.2023	

**19. Priority of Payments + Transaction Costs**



**Pre-Enforcement Available Interest Amount**

Interest Collections	+	4.564.888,24 €
Other Interest Payments by the Seller to the Issuer	+	0,00 €
Recoveries received by the Seller	+	10.937,11 €
Interest Earned on Transaction Account and Purchase Shortfall Account	+	0,00 €
Amounts standing to the Commingling Reserve Account	+	0,00 €
Amounts standing to the credit of the Liquidity Reserve Account	+	18.990.629,43 €
Interests paid by the Interest Swap Counterparty to the Issuer	+	1.112.459,16 €
Remaining Pre-Enforcement Available Principal Amount	+	0,00 €
Other Amounts paid to the Issuer	+	0,00 €
Available Interest Amount	=	24.678.913,94 €

**Pre-Enforcement Available Principal Amount**

Principal Collections (including Deemed Collections)	+	31.600.913,80 €
other principal amount paid by the Seller to the Issuer	+	0,00 €
Final Repurchase Price	+	0,00 €
Amounts standing to the credit of the Commingling Reserve Account	+	0,00 €
Amounts standing to the credit of the Set-Off Reserve Account	+	0,00 €
Purchase Shortfall Amount	+	4,30 €
Mezzanine Loan Disbursement Amount paid by the Originator to the Issuer	+	0,00 €
Principal Deficiency Sub-Ledger	+	3.245.825,94 €
Rounding Differences from previous period	+	0,00 €
Available Principal Amount	=	34.846.744,04 €

\*excl. any interest earned on any balance credited to the Commingling Reserve Account

**Pre-Enforcement Interest Priority of Payments**

Available Interest Amount	24.678.913,94 €
Senior Expenses and Taxes	- 35,00 €
Swap Interest Payment other than subordinated Payments	- 0,00 €
Interest on Class A Notes	- 2.706.177,60 €
Interest on Class B (if Most Senior Note or Class B PDL < 100%)	- 235.175,60 €
Interest on Class C (if Most Senior Note or Class C PDL < 25%)	- 341.330,00 €
Interest on Class D (if Most Senior Note or Class D PDL < 25%)	- 308.520,00 €
Interest on Class E (if Most Senior Note or Class E PDL < 25%)	- 525.111,30 €
Interest on Class F (if Most Senior Note or Class F PDL < 25%)	- 269.648,60 €
Liquidity Reserve Amount Replenishment (Part I)	- 16.426.400,12 €
Crediting the PDLs until cleared	- 3.245.825,94 €
Liquidity Reserve Amount Replenishment (Part II)	- 620.689,78 €
Interest Class B (if not paid above)	- 0,00 €
Interest Class C (if not paid above)	- 0,00 €
Interest Class D (if not paid above)	- 0,00 €
Interest Class E (if not paid above)	- 0,00 €
Interest Class F (if not paid above)	- 0,00 €
Amortisation of Class F	- 0,00 €
Mezzanine Loan Interest	- 0,00 €
Interest Class G	- 0,00 €
Termination Payment [Re. Swap Agreement]	- 0,00 €
Interests Liquidity Reserve Loan	- 0,00 €
Principal Of Liquidity Reserve Loan	- 0,00 €
Any Remaining Amount To The Seller	= 0,00 €

**Pre-Enforcement Principal Priority of Payments**

Available Principal Amount	34.846.744,04 €
Senior Expense Deficit	- 0,00 €
Net Note Available Principal Proceeds	= 34.846.744,04 €
Replenishment	- 34.846.726,00 €
Purchase Shortfall Amount	- 18,04 €
Prior to Sequential Payment Trigger Event: Class A Pro Rata- Principal Payment Amount	- 0,00 €
Prior to Sequential Payment Trigger Event: Class B Pro Rata- Principal Payment Amount	- 0,00 €
Prior to Sequential Payment Trigger Event: Class C Pro Rata- Principal Payment Amount	- 0,00 €
Prior to Sequential Payment Trigger Event: Class D Pro Rata- Principal Payment Amount	- 0,00 €
Prior to Sequential Payment Trigger Event: Class E Pro Rata- Principal Payment Amount	- 0,00 €
On or after to Sequential Payment Trigger Event: Redemption Class A	- 0,00 €
Full Redemption Class B - G ( after Regulatory Change Event)	- 0,00 €
On or after to Sequential Payment Trigger Event: Redemption Class B	- 0,00 €
On or after to Sequential Payment Trigger Event: Redemption Class C	- 0,00 €
On or after to Sequential Payment Trigger Event: Redemption Class D	- 0,00 €
On or after to Sequential Payment Trigger Event: Redemption Class E	- 0,00 €
Redemption Class F Notes	- 0,00 €
Mezzanine Loan Principal	- 0,00 €
Redemption Class G Notes	- 0,00 €
Transaction Account Remaining Amount	= 0,00 €

**Transaction Costs**

	Total	Class A	Class B	Class C	Class D	Class E	Class F	Class G	Liquidity Reserve Loan
Senior Expenses	35,00 €								
Interest accrued for the Period	8.057.527,72 €	2.706.177,60 €	235.175,60 €	341.330,00 €	308.520,00 €	525.111,30 €	269.648,60 €	3.653.017,20 €	18.547,42 €
Cumulative Interest accrued	52.765.175,45 €	19.080.381,60 €	1.839.626,80 €	2.744.109,50 €	2.561.548,00 €	4.502.723,70 €	2.468.411,40 €	19.394.891,60 €	173.482,85 €
Interest Payments	4.385.963,10 €	2.706.177,60 €	235.175,60 €	341.330,00 €	308.520,00 €	525.111,30 €	269.648,60 €	0,00 €	0,00 €
Cumulative Interest Payments	33.196.801,00 €	19.080.381,60 €	1.839.626,80 €	2.744.109,50 €	2.561.548,00 €	4.502.723,70 €	2.468.411,40 €	0,00 €	0,00 €
Unpaid Interest for the Period	3.671.564,62 €	0,00 €	0,00 €	0,00 €	0,00 €	0,00 €	0,00 €	3.653.017,20 €	18.547,42 €
Cumulative Unpaid Interest	19.568.374,45 €	0,00 €	0,00 €	0,00 €	0,00 €	0,00 €	0,00 €	19.394.891,60 €	173.482,85 €
Liquidity Reserve Loan only: Outstanding Amount	21.538.935,43 €								21.538.935,43 €

**SC Germany Consumer 2022-1  
Monthly Investor Report**

**20. Retention**



Calculation Date	10.08.2023	
Payment Date	14.08.2023	
Period No	10	
Monthly Period	Aug 2023	
Interest Period	from 14.07.2023	to 14.08.2023 = 31 days
Collection Period	from 01.07.2023	to 31.07.2023

For the purposes of compliance with the requirements of Article 6(3)(c) of the Securitisation Regulation, the Seller will retain, in its capacity as originator within the meaning of the Securitisation Regulation, on an ongoing basis for the life of the transaction, such net economic interest through an interest in randomly selected exposures.

Amount of randomly Selected Exposures 50.149.975,89 €



**SC Germany Consumer 2022-1  
Monthly Investor Report**

**21. Counterparties**



Calculation Date	10.08.2023				
Payment Date	14.08.2023				
Period No	10				
Monthly Period	Aug 2023				
Interest Period	from	14.07.2023	to	14.08.2023	= 31 days
Collection Period	from	01.07.2023	to	31.07.2023	

**Joint Lead Managers**

**Banco Santander S.A.**  
Paseo de Pareda 9 - 12  
39004 Santander  
Spain

**Société Générale S.A.**  
29 Boulevard Haussmann  
75009 Paris  
France

**UniCredit Bank AG**  
Arabellastraße 12  
81925 Munich  
Germany

**Corporate Administrator**

**Circumference FS (Luxembourg) S.A.**  
22-24 Boulevard Royal  
L-2449 Luxembourg  
Grand Duchy of Luxembourg

**Luxembourg Listing Agent**

**Bank of New York Mellon SA-NV/Luxembourg**  
2-4 rue Eugène Ruppert  
L-2453 Luxembourg  
Grand Duchy of Luxembourg

**Principal Paying Agent, Calculation Agent,  
Cash Administrator, Interest Determination Agent  
& Back-Up Servicer Facilitator**

**Bank of New York Mellon**  
One Canada Square  
London E14 5AL  
United Kingdom

**Account Bank & Transaction Security Trustee**

**Bank of New York Mellon**  
Messe Turm, Friedrich-Ebert-Anlage 49  
60327 Frankfurt am Main  
Germany

**Interest Swap Counterparty:**

**Banco Santander S.A.**  
Ciudad Grupo Santander  
Avenida de Cantabria s/n  
Edificio Encinar  
28660, Boadilla del Monte  
Spain

**Data Trustee:**

**Oversea FS B.V.**  
Museumlaan 23581 HK, Utrecht  
3581 HK Utrecht  
The Netherlands

**Rating Agencies:**

**Fitch Ratings**  
Neue Mainzer Strasse 46 - 50  
60311 Frankfurt am Main  
Germany

**Moody's Investors Service España, S.A.**  
Príncipe de Vergara, 131 - 6º Floor  
28002 Madrid  
Spain

Long Term	Fitch			Moody's			Counterparty status
	Short Term	Outlook	Long Term	Short Term	Outlook		
A-	F2	STABLE	(P)A2	P-1	STABLE	performing	
A-	F1	POS	A1	P-1	STABLE	performing	
BBB+	F2	STABLE	A2	P-1	NEG	performing	
-	-	-	-	-	-	performing	
AA	F1+	STABLE	-	P-1	STABLE	performing	
AA	F1+	STABLE	Aa2	P-1	STABLE	performing	
AA	F1+	STABLE	Aa2	P-1	STABLE	performing	
A-	F2	STABLE	(P)A2	P-1	STABLE	performing	
-	-	-	-	-	-	performing	

Ratings as of 31.07.2023, data source: Bloomberg

## SC Germany Consumer 2022-1 Monthly Investor Report

### 22. Issuer Information



Calculation Date		10.08.2023				
Payment Date		14.08.2023				
Period No		10				
Monthly Period		Aug 2023				
Interest Period	from	14.07.2023	to	14.08.2023	=	31 days
Collection Period	from	01.07.2023	to	31.07.2023		

**Deal Name:**

**SC Germany Consumer 2022-1**

**Issuer:**

**SC GERMANY S.A., COMPARTMENT CONSUMER 2022-1**

The Managing Directors  
22-24 Boulevard Royal  
L-2449 Luxembourg,  
Grand Duchy of Luxembourg

**LEI:**

54930010DV9V1WKUO071

**Seller of the Receivables:**

**Santander Consumer Bank AG**

**Servicer Name:**

**Santander Consumer Bank AG**

**Reporting Entity:**

**Santander Consumer Bank AG**

Capital Markets  
Santander-Platz 1  
41061 Mönchengladbach  
Germany  
eMail abs\_ger@santander.de  
fax +49 (0) 2161 690 7077

**SPV-Administrator:**

**Circumference FS (Luxembourg) S.A.**

22-24 Boulevard Royal  
L-2449 Luxembourg,  
Grand Duchy of Luxembourg

**SC Germany Consumer 2022-1  
Monthly Investor Report**

**23. Swap Counterparty Data**



Calculation Date	10.08.2023				
Payment Date	14.08.2023				
Period No	10				
Monthly Period	Aug 2023				
Interest Period	from	14.07.2023	to	14.08.2023	= 31 days
Collection Period	from	01.07.2023	to	31.07.2023	

**Swap Counterparty**

Swap Counterparty Banco Santander S.A.  
Swap Rating Trigger Breach no

Rating Trigger & Current Ratings	Consequenses	Fitch			Moody's			Trigger breach
		Long Term or Derivative Counterparty Rating	Short Term	Outlook	Long Term (CRA)	Short Term	Outlook	
1st Rating Trigger	Collateral, Guarantee or Replacement	A	F1		A3			no
2nd Rating Trigger	Replacement	BBB-	F3		Baa1			no
<b>Current Counterparty Ratings</b>		A(dcr)	F2	STABLE	A3(cr)	P-1	STABLE	

**Current Swap Data**

Swap Type Fixed Floating Interest Rate Swap  
Notional Amount 966.258.830,84 €  
Fixed Rate 2,1200%  
Floating Rate (Euribor) 3,4570%  
Net Swap Payments - 1.112.459,16 €  
Notional Amount next period 966.258.830,84

**Swap Counterparty Details**

Banco Santander, S.A.  
Ciudad Grupo Santander  
Avenida de Cantabria s/n  
Edificio Encinar  
28660, Boadilla del Monte  
Madrid  
Spain  
Phone +34 912 89 23 58  
Email: irswapscommod\_doc@gruposantander.com

**Counterparty Replacement**

Old Counterparty Banco Santander S.A.  
Current Counterparty Banco Santander S.A.

**Swap Collateral**

Beginning of Period - €  
Cash Outflow - €  
Cash Inflow - €  
End of Period - €

Ratings as of 31.07.2023, data source: Bloomberg

In case of Fitch, only one required rating must be held

**SC Germany Consumer 2022-1  
Monthly Investor Report**

**24. Santander Consumer Bank**



**Contact Details**

**Team Securitization**

Stefan Zilligen +49-2161-690-6069  
Christina Opwis +49-2161-690-7086  
Team ABS

[stefan.zilligen@santander.de](mailto:stefan.zilligen@santander.de)  
[christina.opwis@santander.de](mailto:christina.opwis@santander.de)  
[abs\\_ger@santander.de](mailto:abs_ger@santander.de)

Calculation Date	10.08.2023				
Payment Date	14.08.2023				
Period No	10				
Monthly Period	Aug 2023				
Interest Period	from	14.07.2023	to	14.08.2023	= 31 days
Collection Period	from	01.07.2023	to	31.07.2023	

**Ratings Santander**

**Banco Santander S.A.**

**Santander Consumer Finance S.A.**

**Santander Consumer Bank AG**

Fitch			Moody's		
Long Term	Short Term	Outlook	Long Term	Short Term	Outlook
A	F1	STABLE	A3(cr)	P-2(cr)	STABLE
A	F1	STABLE	A3(cr)	P-2(cr)	STABLE
A-	F2	STABLE	A1(cr)	P-1(cr)	STABLE

Ratings as of 31.07.2023, data source: Bloomberg

**SC Germany Consumer 2022-1  
Monthly Investor Report**

**25. Glossary**



Calculation Date		10.08.2023				
Payment Date		14.08.2023				
Period No		10				
Monthly Period		Aug 2023				
Interest Period	from	14.07.2023	to	14.08.2023	=	31 days
Collection Period	from	01.07.2023	to	31.07.2023		

**Aggregate Outstanding Principal Amount:**

Shall mean in respect of all Purchased Receivables at any time, the aggregate of the Outstanding Principal Amounts of all Purchased Receivables which, as of such time, are not defaulted receivables.

**Defaulted Contracts/Defaults:**

Shall mean as of any date, any purchased receivable which has been declared due and payable in full in accordance to the Credit and Collection Policy which in principal is between 120 and 180 calendar days after the due date.

**Delinquent Receivable:**

Shall mean as of any date, any purchased receivable which is more than 30 days overdue and not a defaulted contract.

**Excess Spread:**

Excess Spread equals WA Portfolio Yield minus Fixed Swap Rate minus WA Notes Margin

**Legal Maturity:**

Final Payment date on which each Class A Note will be redeemed in full.

**Expected Maturity:**

Maturity date of the notes under the assumption of inter alia (a) a 27 % constant prepayment rate, (b) an exercised Clean-Up Call at 10%,

**Payment Protection Insurance:**

Insurance, composed of life insurance and/or accident insurance and/or temporary disability insurance and/or unemployment insurance, which covers the risk that a Debtor in its capacity as insured person is unable to pay the Loan Instalments owed by such Debtor life insurance

**Recoveries:**

Any amount received on defaulted contracts

**Set-Off Reserves (X/Y):**

Protection against set-off risks due to (X) capitalized service fees (e.g. Payment Protection Insurance, Gap Insurance, Repair Cost Insurance) and (Y) deposits