

SC Germany Consumer 2021-1 Monthly Investor Report



SC Germany Consumer 2021-1 Monthly Investor Report

Cover Sheet Monthly Investor Report



Calculation Date	12.10.2023				
Payment Date	16.10.2023				
Period No	23				
Monthly Period	Oct 2023				
Interest Period	from 14.09.2023	to	16.10.2023	=	32 days
Collection Period	from 01.09.2023	to	30.09.2023		

Index	Page
1. Portfolio Information	1
1.1 Portfolio Information per period	2
2. Reserve Accounts	3
3.1 Delinquency Data	4
3.2 Default Data	5
3.3 Defaults & Recoveries per period	6
4. Concentration Limits	7
5. Outstanding Notes	8
6. Original Principal Balance	9
6.1 Original PB (Graph)	10
7. Current Principal Balance	11
7.1 Current PB (Graph)	12
8. Borrower Concentration	13
9. Geographical Distribution	14
9.1 Geographical (Graph)	15
10. Collateral	16
11. Insurances	17
12. Payment Methods	18
13. Effective Interest Rate	19
13.1 Effective Interest Rate (Graph)	20
14. Seasoning	21
14.1 Seasoning (Graph)	22
15. Remaining Term	23
15.1 Remaining Term (Graph)	24
16. Original Term	25
16.1 Original Term (Graph)	26
17. Loan Concentration	27
18. Amortisation Profiles	28
19. Priority of Payments + Transaction Costs	29
20. Retention	30
21. Counterparties	31
21.1 Issuer Information	32
23. Swap Counterparty	33
24. Santander Consumer Bank	34
25. Glossary	35

**SC Germany Consumer 2021-1
Monthly Investor Report**

1. Portfolio Information



Calculation Date	12.10.2023				
Payment Date	16.10.2023				
Period No	23				
Monthly Period	Oct 2023				
Interest Period from	14.09.2023	to	16.10.2023	=	32 days
Collection Period from	01.09.2023	to	30.09.2023		

Outstanding Receivables	No. of Contracts	current period	previous period
		Aggregate Outstanding Principal Amount	Aggregate Outstanding Principal Amount
Beginning of Period	85.208	1.062.469.617,39 €	1.100.935.602,54 €
Scheduled Principal Payments		18.353.063,08 €	17.817.159,50 €
Prepayment Principal		12.886.410,07 €	17.701.594,16 €
Total Principal Collections		31.239.473,15 €	35.518.753,66 €
Total Interest Collections		4.529.698,15 €	4.690.309,44 €
Defaults		2.729.909,20 €	2.947.231,49 €
Replenishment Amount		- €	- €
End of Period		1.028.500.235,04 €	1.062.469.617,39 €
Purchase Shortfall Amount		2,46 €	107,61 €
Total Assets (End of Period)	83.109	1.028.500.237,50 €	1.062.469.725,00 €
Current Prepayment Rate (annualised)		13,6%	
Current Poolfactor		66,6%	

**SC Germany Consumer 2021-1
Monthly Investor Report**

1.1 Portfolio Information per period



Calculation Date	12.10.2023		
Payment Date	16.10.2023		
Period No	23		
Monthly Period	Oct 2023		
Interest Period	from	14.09.2023	to 16.10.2023 = 32 days
Collection Period	from	01.09.2023	to 30.09.2023

Collection Period	Outstanding BOP	Scheduled Principal Payments	Prepayment Principal	Total Principal Collections	Prepayment Rate
1	1.499.999.993,14 €	6.155.052,72 €	24.768.887,02 €	30.923.939,74 €	18,11%
2	1.499.999.987,15 €	20.336.323,42 €	21.804.395,16 €	42.140.718,58 €	16,11%
3	1.499.999.985,98 €	20.706.928,99 €	46.034.738,03 €	66.741.667,02 €	31,21%
4	1.499.999.995,73 €	21.033.939,66 €	41.567.085,59 €	62.601.025,25 €	28,63%
5	1.499.999.998,69 €	21.318.836,68 €	44.100.171,15 €	65.419.007,83 €	30,10%
6	1.499.999.992,23 €	22.160.443,99 €	40.552.897,35 €	62.713.341,34 €	28,03%
7	1.499.999.992,54 €	22.229.969,22 €	44.514.750,62 €	66.744.719,84 €	30,34%
8	1.499.999.979,11 €	21.312.739,17 €	40.284.527,73 €	61.597.266,90 €	27,87%
9	1.499.999.999,19 €	22.137.961,55 €	36.389.346,04 €	58.527.307,59 €	25,52%
10	1.499.999.987,23 €	22.004.535,01 €	34.862.780,27 €	56.867.315,28 €	24,59%
11	1.499.999.983,58 €	21.916.283,23 €	31.044.367,07 €	52.960.650,30 €	22,19%
12	1.499.999.995,55 €	21.706.166,03 €	27.343.026,33 €	49.049.192,36 €	19,81%
13	1.499.999.988,13 €	21.961.381,34 €	26.259.060,51 €	48.220.441,85 €	19,10%
14	1.448.430.826,05 €	21.475.334,56 €	16.265.547,65 €	37.740.882,21 €	12,67%
15	1.408.138.828,08 €	21.243.673,95 €	25.341.351,64 €	46.585.025,59 €	19,58%
16	1.357.977.306,98 €	20.292.080,90 €	22.566.824,39 €	42.858.905,29 €	18,22%
17	1.311.498.086,61 €	20.386.778,35 €	22.714.315,44 €	43.101.093,79 €	18,91%
18	1.263.657.178,09 €	20.326.877,75 €	16.440.117,16 €	36.766.994,91 €	14,54%
19	1.224.289.047,19 €	19.346.145,52 €	17.957.624,83 €	37.303.770,35 €	16,25%
20	1.182.859.822,29 €	19.317.317,74 €	18.569.479,78 €	37.886.797,52 €	17,29%
21	1.141.056.211,34 €	18.305.732,70 €	18.717.523,17 €	37.023.255,87 €	18,00%
22	1.100.935.602,54 €	17.817.159,50 €	17.701.594,16 €	35.518.753,66 €	17,68%
23	1.062.469.617,39 €	18.353.063,08 €	12.886.410,07 €	31.239.473,15 €	13,62%
24					
25					
26					
27					
28					
29					
30					
31					
32					
33					
34					
35					
36					
37					
38					
39					
40					
41					
42					
43					
44					
45					
46					
47					
48					
49					
50					
51					
52					
53					
54					
55					
56					
57					
58					
59					
60					
61					
62					
63					
64					
65					
66					
67					
68					
69					
70					
71					
72					
73					
74					
75					
76					
77					
78					
79					
80					

**SC Germany Consumer 2021-1
Monthly Investor Report**

2. Reserve Accounts



Calculation Date	12.10.2023				
Payment Date	16.10.2023				
Period No	23				
Monthly Period	Oct 2023				
Interest Period	from	14.09.2023	to	16.10.2023	= 32 days
Collection Period	from	01.09.2023	to	30.09.2023	

Reserve Accounts

Liquidity Reserve

	in %		Trigger Event y/n
Beginning of Period	0,5%	5.364.877,24 €	
Cash Outflow		5.364.877,24 €	
of which Liquidity Reserve Excess Amount		- €	
of which added to Priority of Payments		- €	
Cash Inflow		5.148.544,64 €	
End of Period	0,5%	5.148.544,64 €	
Required Liquidity Reserve Amount	0,5%	5.148.544,64 €	

Commingling Reserve

	in %		Trigger Event y/n
Beginning of Period		n/a	no
Cash Outflow		n/a	
of which Commingling Reserve Excess Amount			
of which drawn from the commingling reserve and applied to PoP			
Cash Inflow		n/a	
End of Period		n/a	
Commingling Reserve Required Amount		- €	

Set-Off Reserve

	in %		Trigger Event y/n
Beginning of Period		n/a	no
Cash Outflow		n/a	
of which Set-Off Reserve Excess Amount			
of which drawn from the set-off reserve and applied to PoP			
Cash Inflow		n/a	
End of Period		n/a	
Set-Off Reserve Required Amount		- €	

In case of Rating Trigger breach: Set-Off Reserve Required Amount

**SC Germany Consumer 2021-1
Monthly Investor Report**

3.1 Delinquency Data



Calculation Date	12.10.2023				
Payment Date	16.10.2023				
Period No	23				
Monthly Period	Oct 2023				
Interest Period	from	14.09.2023	to	16.10.2023	= 32 days
Collection Period	from	01.09.2023	to	30.09.2023	

Delinquency Data and Ratios

Collection Period	Outstanding EOP	Days past due				not delinquent	Days past due			
		1-30	31-60	61-90	>90		1-30	31-60	61-90	>90
1	1.499.999.993,14 €	0,00 €	0,00 €	0,00 €	0,00 €	100,00%	0,00%	0,00%	0,00%	0,00%
2	1.499.999.987,15 €	3.093.997,92 €	473.721,34 €	25.764,03 €	133.791,66 €	99,75%	0,21%	0,03%	0,00%	0,01%
3	1.499.999.985,98 €	5.002.652,16 €	2.128.186,78 €	532.500,42 €	59.335,79 €	99,49%	0,33%	0,14%	0,04%	0,00%
4	1.499.999.995,73 €	638.653,43 €	3.095.149,53 €	3.745.437,90 €	2.795.134,93 €	99,32%	0,04%	0,21%	0,25%	0,19%
5	1.499.999.998,69 €	3.235.364,58 €	4.134.580,93 €	3.063.513,26 €	2.500.790,83 €	99,14%	0,22%	0,28%	0,20%	0,17%
6	1.499.999.992,23 €	933.171,22 €	7.396.351,01 €	3.430.276,31 €	3.999.130,36 €	98,95%	0,06%	0,49%	0,23%	0,27%
7	1.499.999.992,54 €	3.796.457,98 €	5.109.633,29 €	3.841.574,92 €	4.796.991,73 €	98,83%	0,25%	0,34%	0,26%	0,32%
8	1.499.999.979,11 €	1.536.147,57 €	4.386.980,50 €	5.662.736,04 €	7.260.818,77 €	98,74%	0,10%	0,29%	0,38%	0,48%
9	1.499.999.999,19 €	4.122.467,51 €	2.049.128,04 €	4.984.234,60 €	8.029.562,24 €	98,72%	0,27%	0,14%	0,33%	0,54%
10	1.499.999.987,23 €	4.661.486,04 €	5.464.321,07 €	4.703.791,17 €	5.415.418,22 €	98,65%	0,31%	0,36%	0,31%	0,36%
11	1.499.999.983,58 €	1.680.382,43 €	4.649.146,31 €	5.271.569,71 €	7.457.862,16 €	98,73%	0,11%	0,31%	0,35%	0,50%
12	1.499.999.995,55 €	5.344.867,49 €	1.652.849,12 €	4.448.420,55 €	7.820.068,21 €	98,72%	0,36%	0,11%	0,30%	0,52%
13	1.499.999.988,13 €	1.955.755,05 €	5.201.897,61 €	5.333.675,09 €	8.503.803,33 €	98,60%	0,13%	0,35%	0,36%	0,57%
14	1.448.430.826,05 €	4.982.329,04 €	2.287.991,79 €	6.118.204,11 €	8.565.807,13 €	98,48%	0,34%	0,16%	0,42%	0,59%
15	1.408.138.828,08 €	5.972.313,13 €	5.888.409,68 €	1.737.522,12 €	9.888.679,44 €	98,33%	0,42%	0,42%	0,12%	0,70%
16	1.357.977.306,98 €	2.674.498,62 €	5.692.945,42 €	5.170.688,72 €	6.656.001,53 €	98,29%	0,20%	0,42%	0,38%	0,71%
17	1.311.498.086,61 €	5.343.071,01 €	6.558.294,68 €	5.185.831,44 €	6.320.068,25 €	98,22%	0,41%	0,50%	0,40%	0,48%
18	1.263.657.178,09 €	1.750.949,88 €	8.528.512,19 €	5.117.877,71 €	5.085.544,22 €	98,38%	0,14%	0,67%	0,41%	0,40%
19	1.224.289.047,19 €	5.527.606,69 €	5.418.645,99 €	5.026.185,52 €	7.083.757,76 €	98,12%	0,45%	0,44%	0,41%	0,58%
20	1.182.859.822,29 €	2.192.893,26 €	5.195.602,82 €	5.026.481,74 €	8.932.406,37 €	98,20%	0,19%	0,44%	0,42%	0,76%
21	1.141.056.211,34 €	4.842.434,14 €	2.121.939,71 €	5.511.311,72 €	7.772.082,44 €	98,23%	0,42%	0,19%	0,48%	0,68%
22	1.100.935.602,54 €	2.768.382,93 €	5.548.537,86 €	4.943.579,22 €	8.245.554,83 €	98,05%	0,25%	0,50%	0,45%	0,75%
23	1.062.469.617,39 €	2.234.285,48 €	5.491.669,33 €	4.991.770,98 €	7.675.243,27 €	98,08%	0,21%	0,52%	0,47%	0,72%
24										
25										
26										
27										
28										
29										
30										
31										
32										
33										
34										
35										
36										
37										
38										
39										
40										
41										
42										
43										
44										
45										
46										
47										
48										
49										
50										
51										
52										
53										
54										
55										
56										
57										
58										
59										
60										
61										
62										
63										
64										
65										
66										
67										
68										
69										
70										
71										
72										
73										
74										
75										
76										
77										
78										
79										
80										

**SC Germany Consumer 2021-1
Monthly Investor Report**

3.2 Default Data



Calculation Date	12.10.2023				
Payment Date	16.10.2023				
Period No	23				
Monthly Period	Oct 2023				
Interest Period from	14.09.2023	to	16.10.2023	=	32 days
Collection Period from	01.09.2023	to	30.09.2023		

Default Data and Ratios

	Amount	Number of Loans
Current Default		
Current Period Gross Default	2.729.909,20 €	
Current Period Recoveries	177.264,11 €	
Current Period Net Default	2.552.645,09 €	
New Number of Defaulted Contracts		210
Cumulative Default		
Cumulative Gross Default	60.820.420,73 €	
Cumulative Recoveries	1.944.982,35 €	
Cumulative Net Losses	58.875.438,38 €	
Total Number of Defaulted Contracts		4.049

Principal Deficiency Ledgers

Class A PDL Sub-Ledger	
Class A PDL BoP	- €
Class A Amount debited to the PDL	- €
Class A Amount credited to the PDL	- €
Class A PDL EoP	- €
Class B PDL Sub-Ledger	
Class B PDL BoP	- €
Class B Amount debited to the PDL	- €
Class B Amount credited to the PDL	- €
Class B PDL EoP	- €
Class C PDL Sub-Ledger	
Class C PDL BoP	- €
Class C Amount debited to the PDL	- €
Class C Amount credited to the PDL	- €
Class C PDL EoP	- €
Class D PDL Sub-Ledger	
Class D PDL BoP	- €
Class D Amount debited to the PDL	- €
Class D Amount credited to the PDL	- €
Class D PDL EoP	- €
Class E PDL Sub-Ledger	
Class E PDL BoP	- €
Class E Amount debited to the PDL	- €
Class E Amount credited to the PDL	- €
Class E PDL EoP	- €
Class F PDL Sub-Ledger	
Class F PDL BoP	- €
Class F Amount debited to the PDL	- €
Class F Amount credited to the PDL	- €
Class F PDL EoP	- €
Class G PDL Sub-Ledger	
Class G PDL BoP	- €
Class G Amount debited to the PDL	2.729.909,20 €
Class G Amount credited to the PDL	2.729.909,20 €
Class G PDL EoP	- €

SC Germany Consumer 2021-1
Monthly Investor Report

3.3 Defaults & Recoveries per period

Calculation Date	12.10.2023				
Payment Date	16.10.2023				
Period No	23				
Monthly Period	Oct 2023				
Interest Period	from	14.09.2023	to	16.10.2023	= 32 days
Collection Period	from	01.09.2023	to	30.09.2023	



Default/Recovery Data and Ratios

3 Months Rolling Average Dynamic Net Loss Ratio % * 0,24%

Collection Period	Number of defaulted contracts	Defaults in collection period	cumulated Defaults since cut-off	cumulated amount of purchased receivables	Cumulated Default Ratio %	Recoveries in collection period	cumulated Recoveries since cut-off	cumulated net losses	cumulative net loss ratio %	Dynamic Net Loss Ratio
1	0	0,00 €	0,00 €	1.530.923.926,89 €	0,00%	0,00 €	0,00 €	0,00 €	0,00%	n/a
2	0	0,00 €	0,00 €	1.573.064.644,30 €	0,00%	0,00 €	0,00 €	0,00 €	0,00%	0,00%
3	4	46.022,55 €	46.022,55 €	1.639.852.343,62 €	0,00%	-115,04 €	-115,04 €	46.137,59 €	0,00%	0,00%
4	49	798.889,37 €	844.911,92 €	1.703.252.261,20 €	0,05%	-427,84 €	-542,88 €	845.454,80 €	0,05%	0,05%
5	114	942.733,47 €	1.787.645,39 €	1.769.613.996,04 €	0,10%	-2.610,54 €	-3.153,42 €	1.790.798,81 €	0,10%	0,06%
6	281	2.476.697,01 €	4.264.342,40 €	1.834.804.034,70 €	0,23%	-3.716,66 €	-6.870,08 €	4.271.212,48 €	0,23%	0,17%
7	450	2.769.354,19 €	7.033.696,59 €	1.904.318.095,30 €	0,37%	-282,43 €	-7.152,51 €	7.040.849,10 €	0,37%	0,18%
8	620	2.339.166,89 €	9.372.863,48 €	1.968.254.549,17 €	0,48%	31.600,55 €	24.448,04 €	9.348.415,44 €	0,47%	0,15%
9	857	3.512.656,23 €	12.885.519,71 €	2.030.294.501,03 €	0,63%	54.215,36 €	78.663,42 €	12.806.856,29 €	0,63%	0,23%
10	1135	4.005.510,70 €	16.891.030,41 €	2.091.167.323,36 €	0,81%	44.602,91 €	123.266,33 €	16.767.764,08 €	0,80%	0,26%
11	1384	3.472.587,05 €	20.363.617,46 €	2.147.600.572,68 €	0,95%	53.112,10 €	176.378,43 €	20.187.239,03 €	0,94%	0,23%
12	1618	3.202.444,37 €	23.566.061,83 €	2.199.852.201,99 €	1,07%	57.580,25 €	233.958,68 €	23.332.103,15 €	1,06%	0,21%
13	1884	3.348.720,23 €	26.914.782,06 €	2.199.852.201,99 €	1,22%	116.940,70 €	350.899,38 €	26.563.882,68 €	1,21%	0,22%
14	2106	2.551.115,76 €	29.465.897,82 €	2.199.852.201,99 €	1,34%	107.420,03 €	458.319,41 €	29.007.578,41 €	1,32%	0,16%
15	2361	3.576.495,51 €	33.042.393,33 €	2.199.852.201,99 €	1,50%	125.351,28 €	583.670,69 €	32.458.722,64 €	1,48%	0,24%
16	2626	3.620.315,08 €	36.662.708,41 €	2.199.852.201,99 €	1,67%	148.305,12 €	731.975,81 €	35.930.732,60 €	1,63%	0,25%
17	2922	4.739.814,73 €	41.402.523,14 €	2.199.852.201,99 €	1,88%	161.562,97 €	893.538,78 €	40.508.984,36 €	1,84%	0,34%
18	3114	2.601.135,99 €	44.003.659,13 €	2.199.852.201,99 €	2,00%	183.618,21 €	1.077.156,99 €	42.926.502,14 €	1,95%	0,18%
19	3294	4.125.454,55 €	48.129.113,68 €	2.199.852.201,99 €	2,19%	123.736,46 €	1.200.893,45 €	46.928.220,23 €	2,13%	0,32%
20	3462	3.916.813,43 €	52.045.927,11 €	2.199.852.201,99 €	2,37%	195.382,00 €	1.396.275,45 €	50.649.651,66 €	2,30%	0,30%
21	3582	3.097.352,93 €	55.143.280,04 €	2.199.852.201,99 €	2,51%	182.808,87 €	1.579.084,32 €	53.564.195,72 €	2,43%	0,25%
22	3839	2.947.231,49 €	58.090.511,53 €	2.199.852.201,99 €	2,64%	188.633,92 €	1.767.718,24 €	56.322.793,29 €	2,56%	0,24%
23	4049	2.729.909,20 €	60.820.420,73 €	2.199.852.201,99 €	2,76%	177.264,11 €	1.944.982,35 €	58.875.438,38 €	2,68%	0,23%
24										
25										
26										
27										
28										
29										
30										
31										
32										
33										
34										
35										
36										
37										
38										
39										
40										
41										
42										
43										
44										
45										
46										
47										
48										
49										
50										
51										
52										
53										
54										
55										
56										
57										
58										
59										
60										
61										
62										
63										
64										
65										
66										
67										
68										
69										
70										
71										
72										
73										
74										
75										
76										
77										
78										
79										
80										

* trigger applies for the first 24 Payment Dates following the end of the Replenishment Period

SC Germany Consumer 2021-1
Monthly Investor Report

4. Concentration Limits



Calculation Date	12.10.2023			
Payment Date	16.10.2023			
Period No	23			
Monthly Period	Oct 2023			
Interest Period from	14.09.2023	to	16.10.2023	= 32 days
Collection Period from	01.09.2023	to	30.09.2023	

Current Transaction Status

Amortising

Portfolio Concentrations	Minimum-Trigger	Maximum-Trigger	Current Value	Trigger Breach
Average Yield (applicable for Total Portfolio)	5,30%	-	-	no
Borrower Exposure (applicable for Total Portfolio)	-	200.000,00 €	-	no
WA Remaining Term		85,00	-	no
		Maximum-Trigger	Current Value	Trigger Breach
Purchase Shortfall Event				no
Period before previous period		150.000.000,00 €		
Previous period		150.000.000,00 €		
Current period		150.000.000,00 €		
Termination/Service Termination Event				no
Event of Default / Termination Event, as defined in the Interest Rate Swap				no
Sequential Payment Trigger Event				no
Cumulative Net Loss Ratio				
- until (and including) the Payment Date in Nov 2022		1,50%		no
- from the Payment Date in Dec 2022 until (and including) the Payment Date in Nov 2023		2,75%	2,68%	no
- from the Payment Date in Dec 2023 until (and including) the Payment Date in Nov 2024		3,50%		no
- from the Payment Date in Dec 2024 onwards		4,25%		no
Debit balance PDL		7.500.000,00 €	- €	no
Aggregate Outstanding Portfolio Principal Amount is lower than 10 per cent of the Aggregate Outstanding Portfolio Principal Amount	10%		68,57%	no
Three Months Rolling Average Dynamic Net Loss Ratio *		0,40%	0,24%	no
Tax Call Redemption date				no
Regulatory Change Event Redemption Date				no
Termination Event or Service Termination Event				no
Early Amortisation Event				
Cumulative Net Loss Ratio				
- prior to 31 October 2022		1,50%	-	no
Purchase Shortfall Event				no
Termination Event or Service Termination Event				no
Event of Default / Termination Event, as defined in the Interest Rate Swap				no
Any debit of class G after application of funds in current period		- €	- €	no

* trigger applies for the first 24 Payment Dates following the end of the Replenishment Period

**SC Germany Consumer 2021-1
Monthly Investor Report**

Calculation Date	12.10.2023				
Payment Date	16.10.2023				
Period No	23				
Monthly Period	Oct 2023				
Interest Period	from	14.09.2023	to	16.10.2023	= 32 days
Collection Period	from	01.09.2023	to	30.09.2023	

5. Outstanding Notes



1. Note Balance	All notes	Class A	Class B	Class C	Class D	Class E	Class F	Class G
General Note Information								
ISIN Code		XS2398387071	XS2398387741	XS2398388129	XS2398388632	XS2398388715	XS2398389010	XS2398389440
Currency		EUR	EUR	EUR	EUR	EUR	EUR	EUR
Initial Tranching	in %	79,50%	4,00%	6,50%	5,00%	2,50%	2,20%	0,30%
Legal Maturity		Nov 2035	Nov 2035	Nov 2035	Nov 2035	Nov 2035	Nov 2035	Nov 2035
Expected Maturity		Nov 2026	Nov 2026	Nov 2026	Nov 2026	Nov 2026	Dez 2023	Nov 2026
Original Rating (Fitch / Moody's)		AAA (sf) / Aaa (sf)	AA (sf) / Aa1 (sf)	A (sf) / Aa3 (sf)	BBB (sf) / Baa3 (sf)	BBB- (sf) / Ba3 (sf)	BB+ (sf) / B2 (sf)	n.r. / n.r.
Current Rating (Fitch / Moody's)*		AAA (sf) / Aaa (sf)	AA+ (sf) / Aa1 (sf)	A (sf) / Aa3 (sf)	BBB (sf) / Baa3 (sf)	BBB- (sf) / Ba3 (sf)	BBB- (sf) / B2 (sf)	n.r. / n.r.
Initial Notes Aggregate Principal Outstanding Balance	1.500.000,00 €	1.192.500.000,00 €	60.000.000,00 €	97.500.000,00 €	75.000.000,00 €	37.500.000,00 €	33.000.000,00 €	4.500.000,00 €
Initial Nominal per Note		100.000,00 €	100.000,00 €	100.000,00 €	100.000,00 €	100.000,00 €	100.000,00 €	100.000,00 €
Initial Number of Notes per Class		11.925	600	975	750	375	330	45
Current Note Information								
Class Principal Outstanding Balance Beginning of Period	1.034.208.927,20 €	835.744.545,00 €	42.050.040,00 €	68.331.315,00 €	52.562.550,00 €	26.281.275,00 €	4.739.202,20 €	4.500.000,00 €
Replenishment	- €							
Amortisation	35.578.315,00 €							
Redemption per Class		27.698.197,50 €	1.393.620,00 €	2.264.632,50 €	1.742.025,00 €	871.012,50 €	1.608.827,50 €	- €
Redemption per Note		2.322,70 €	2.322,70 €	2.322,70 €	2.322,70 €	2.322,70 €	4.875,23 €	- €
Class Principal Outstanding Balance End of Period	998.630.612,20 €	808.046.347,50 €	40.656.420,00 €	66.066.682,50 €	50.820.525,00 €	25.410.262,50 €	3.130.374,70 €	4.500.000,00 €
Current Tranching		80,9%	4,1%	6,6%	5,1%	2,5%	0,3%	0,5%
Current Pool Factor	0,67	0,68	0,68	0,68	0,68	0,68	0,09	1,00
2. Payments to Investors per Note								
Interest Rate Basis: 1 M-Euribor / Fixed / Floating	3,699%	1mE+70bp	1mE+95bp	1mE+135bp	1mE+185bp	1mE+280bp	1mE+350bp	5,85%
DayCount Convention		act/360	act/360	act/360	act/360	act/360	act/360	act/360
Interest Days	30							
Principal Outstanding per Note Beginning of Period		70.083,40 €	70.083,40 €	70.083,40 €	70.083,40 €	70.083,40 €	14.361,22 €	100.000,00 €
Class F only: Accrued Target Amortisation Amounts							6.027,94 €	
> Principal Repayment per Note		2.322,70 €	2.322,70 €	2.322,70 €	2.322,70 €	2.322,70 €	4.875,23 €	- €
Principal Outstanding per Note End of Period		67.760,70 €	67.760,70 €	67.760,70 €	67.760,70 €	67.760,70 €	9.485,98 €	100.000,00 €
> Interest accrued for the period	-	3.267.927,00 €	173.772,00 €	306.666,75 €	259.260,00 €	151.822,50 €	30.327,00 €	112.612,50 €
Interest Payment		3.267.927,00 €	173.772,00 €	306.666,75 €	259.260,00 €	151.822,50 €	30.327,00 €	- €
Interest Payment per Note		274,04 €	289,62 €	314,53 €	345,68 €	404,86 €	91,90 €	- €
3. Credit Enhancements								
Initial total CE (Subordination, Reserve)		21,00%	17,00%	10,50%	5,50%	3,00%	0,80%	0,50%
Current CE		21,93%	17,98%	11,56%	6,62%	4,15%	3,84%	3,40%

* Last rating action as of 23.09.2022

**SC Germany Consumer 2021-1
Monthly Investor Report**

6. Original Principal Balance



Calculation Date	12.10.2023	
Payment Date	16.10.2023	
Period No	23	
Monthly Period	Oct 2023	
Interest Period	from 14.09.2023	to 16.10.2023 = 32 days
Collection Period	from 01.09.2023	to 30.09.2023

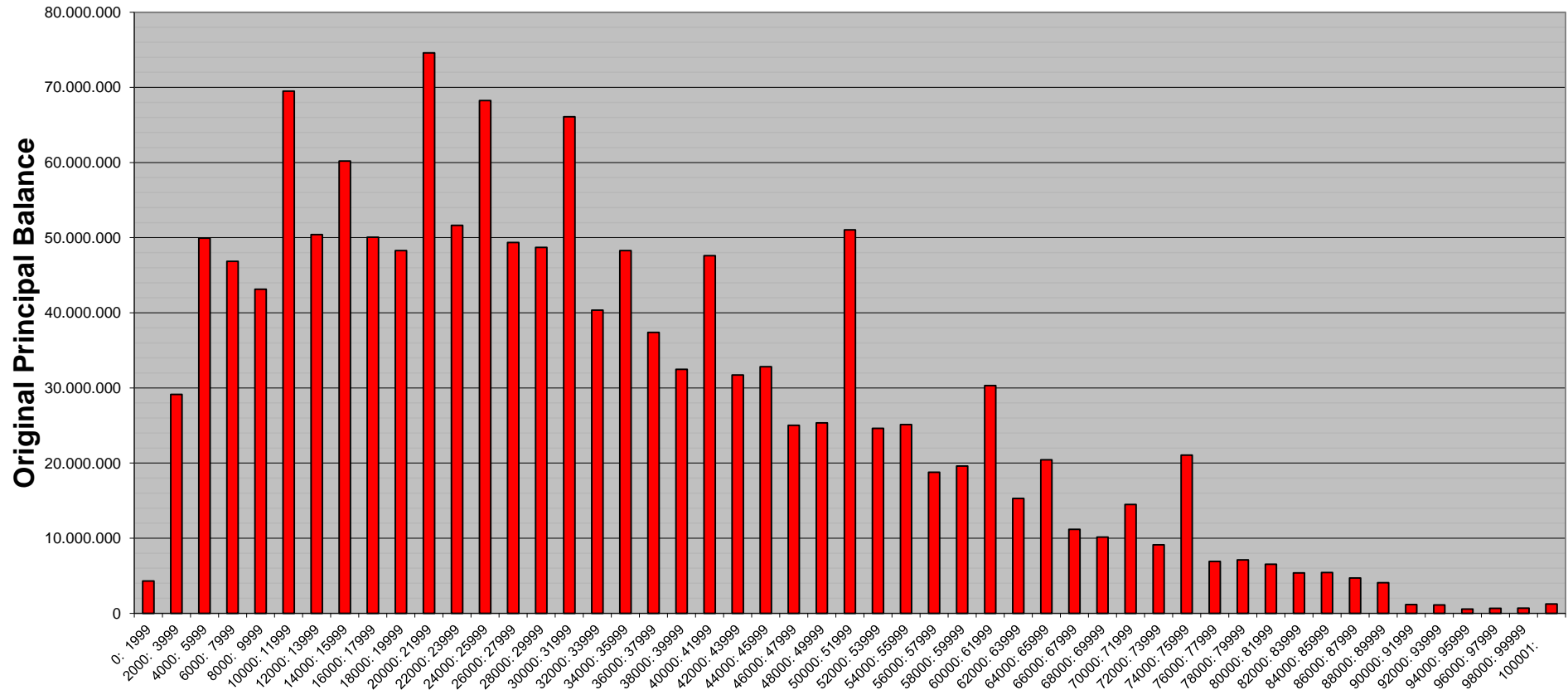
Original Principal Balance (Ranges in EUR)	Original Principal Balance in EUR	Percentage of Total Balance	Number of Loans	Percentage of Total Loans
0: 1999	4.308.649,18	0,30%	3.250	3,91%
2000: 3999	29.139.898,26	2,01%	10.191	12,26%
4000: 5999	49.939.818,92	3,45%	10.255	12,34%
6000: 7999	46.845.742,03	3,23%	6.883	8,28%
8000: 9999	43.142.379,57	2,98%	4.917	5,92%
10000: 11999	69.501.886,86	4,80%	6.548	7,88%
12000: 13999	50.424.174,56	3,48%	3.939	4,74%
14000: 15999	60.185.415,28	4,16%	4.026	4,84%
16000: 17999	50.057.172,51	3,46%	2.958	3,56%
18000: 19999	48.282.431,95	3,33%	2.561	3,08%
20000: 21999	74.597.000,02	5,15%	3.623	4,36%
22000: 23999	51.635.236,87	3,56%	2.255	2,71%
24000: 25999	68.251.124,88	4,71%	2.740	3,30%
26000: 27999	49.366.540,73	3,41%	1.835	2,21%
28000: 29999	48.719.680,74	3,36%	1.684	2,03%
30000: 31999	66.081.245,76	4,56%	2.160	2,60%
32000: 33999	40.353.295,32	2,79%	1.229	1,48%
34000: 35999	48.277.774,44	3,33%	1.382	1,66%
36000: 37999	37.394.545,53	2,58%	1.013	1,22%
38000: 39999	32.486.038,28	2,24%	836	1,01%
40000: 41999	47.613.590,23	3,29%	1.173	1,41%
42000: 43999	31.728.488,73	2,19%	740	0,89%
44000: 45999	32.818.851,15	2,27%	730	0,88%
46000: 47999	25.027.205,87	1,73%	533	0,64%
48000: 49999	25.358.616,26	1,75%	519	0,62%
50000: 51999	51.051.807,34	3,52%	1.013	1,22%
52000: 53999	24.633.090,56	1,70%	465	0,56%
54000: 55999	25.119.426,38	1,73%	457	0,55%
56000: 57999	18.791.584,48	1,30%	330	0,40%
58000: 59999	19.605.032,31	1,35%	333	0,40%
60000: 61999	30.317.481,88	2,09%	502	0,60%
62000: 63999	15.304.969,02	1,06%	243	0,29%
64000: 65999	20.437.364,57	1,41%	315	0,38%
66000: 67999	11.174.453,57	0,77%	167	0,20%
68000: 69999	10.148.319,24	0,70%	147	0,18%
70000: 71999	14.482.883,01	1,00%	205	0,25%
72000: 73999	9.116.630,36	0,63%	125	0,15%
74000: 75999	21.053.551,40	1,45%	281	0,34%
76000: 77999	6.926.289,85	0,48%	90	0,11%
78000: 79999	7.116.383,38	0,49%	90	0,11%
80000: 81999	6.547.291,52	0,45%	81	0,10%
82000: 83999	5.397.596,40	0,37%	65	0,08%
84000: 85999	5.440.088,71	0,38%	64	0,08%
86000: 87999	4.696.077,08	0,32%	54	0,06%
88000: 89999	4.090.311,65	0,28%	46	0,06%
90000: 91999	1.182.212,45	0,08%	13	0,02%
92000: 93999	1.120.070,64	0,08%	12	0,01%
94000: 95999	569.262,37	0,04%	6	0,01%
96000: 97999	679.212,47	0,05%	7	0,01%
98000: 99999	697.356,96	0,05%	7	0,01%
100001:	1.241.470,45	0,09%	11	0,01%
Total	1.448.477.021,98	100,00%	83.109	100,00%

Statistics in EUR	
Average Amount	17.428,64

**SC Germany Consumer 2021-1
Monthly Investor Report**

6.1 Original PB (Graph)

Calculation Date	12.10.2023		
Payment Date	16.10.2023		
Period No	23		
Monthly Period	Oct 2023		
Interest Period	from	14.09.2023	to 16.10.2023 = 32 days
Collection Period	from	01.09.2023	to 30.09.2023



**SC Germany Consumer 2021-1
Monthly Investor Report**

7. Current Principal Balance



Calculation Date	12.10.2023				
Payment Date	16.10.2023				
Period No	23				
Monthly Period	Oct 2023				
Interest Period	from	14.09.2023	to	16.10.2023	= 32 days
Collection Period	from	01.09.2023	to	30.09.2023	

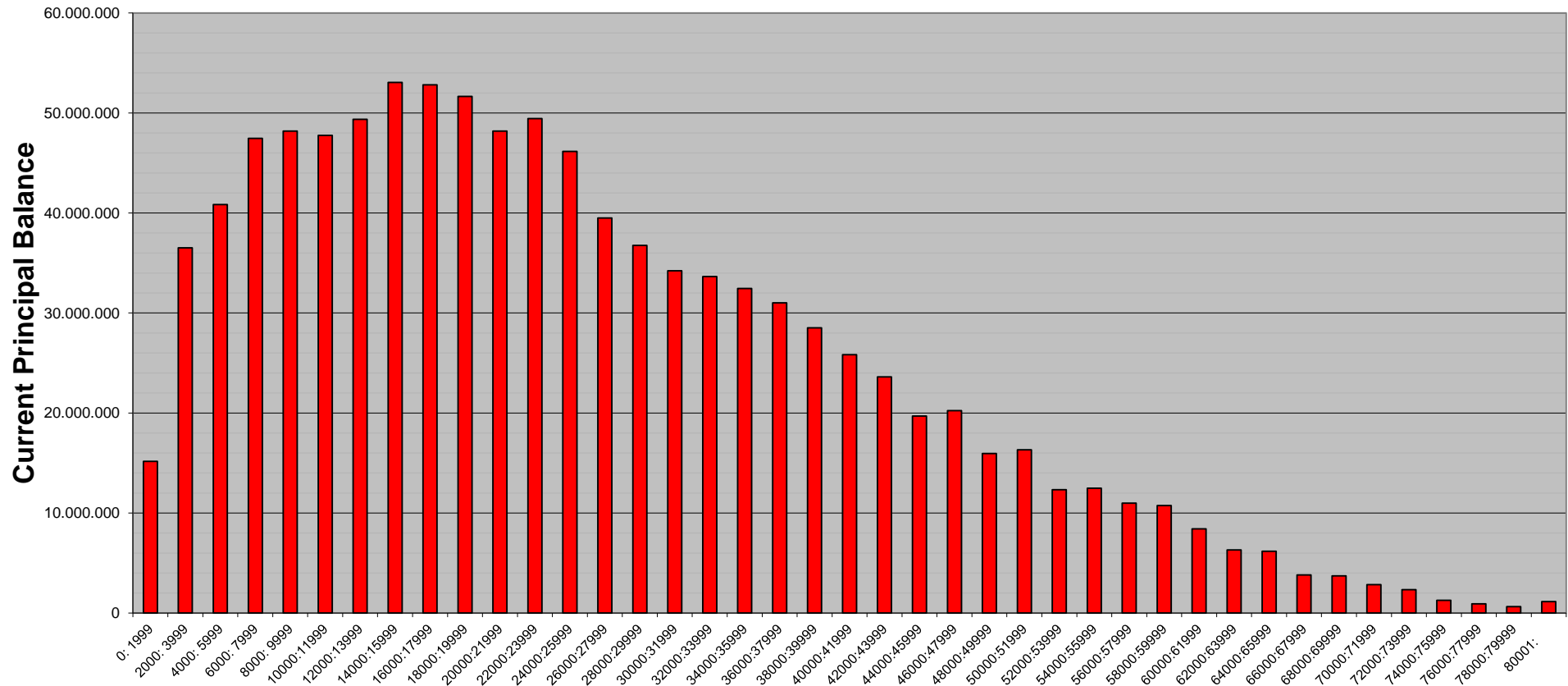
Current Principal Balance (Ranges in EUR)	Current Principal Balance in EUR	Percentage of Total Balance	Number of Loans	Percentage of Total Loans
0: 1999	15.166.314,65	1,47%	14.977	18,02%
2000: 3999	36.509.051,68	3,55%	12.420	14,94%
4000: 5999	40.845.564,17	3,97%	8.257	9,94%
6000: 7999	47.460.579,45	4,61%	6.802	8,18%
8000: 9999	48.190.869,12	4,69%	5.378	6,47%
10000:11999	47.766.331,25	4,64%	4.350	5,23%
12000:13999	49.360.910,96	4,80%	3.800	4,57%
14000:15999	53.060.052,10	5,16%	3.541	4,26%
16000:17999	52.807.817,87	5,13%	3.111	3,74%
18000:19999	51.663.065,44	5,02%	2.723	3,28%
20000:21999	48.187.115,51	4,69%	2.295	2,76%
22000:23999	49.433.880,38	4,81%	2.153	2,59%
24000:25999	46.157.104,52	4,49%	1.850	2,23%
26000:27999	39.507.311,72	3,84%	1.462	1,76%
28000:29999	36.753.059,61	3,57%	1.269	1,53%
30000:31999	34.227.405,03	3,33%	1.106	1,33%
32000:33999	33.641.676,31	3,27%	1.020	1,23%
34000:35999	32.452.329,80	3,16%	928	1,12%
36000:37999	31.017.600,40	3,02%	839	1,01%
38000:39999	28.506.950,56	2,77%	732	0,88%
40000:41999	25.823.431,96	2,51%	630	0,76%
42000:43999	23.619.204,02	2,30%	550	0,66%
44000:45999	19.704.927,10	1,92%	438	0,53%
46000:47999	20.245.294,44	1,97%	431	0,52%
48000:49999	15.954.000,78	1,55%	326	0,39%
50000:51999	16.319.559,73	1,59%	320	0,39%
52000:53999	12.324.223,58	1,20%	233	0,28%
54000:55999	12.487.171,65	1,21%	227	0,27%
56000:57999	10.994.158,99	1,07%	193	0,23%
58000:59999	10.738.967,49	1,04%	182	0,22%
60000:61999	8.412.561,65	0,82%	138	0,17%
62000:63999	6.299.024,68	0,61%	100	0,12%
64000:65999	6.174.484,89	0,60%	95	0,11%
66000:67999	3.810.197,55	0,37%	57	0,07%
68000:69999	3.723.712,92	0,36%	54	0,06%
70000:71999	2.841.911,82	0,28%	40	0,05%
72000:73999	2.334.482,22	0,23%	32	0,04%
74000:75999	1.274.303,15	0,12%	17	0,02%
76000:77999	924.686,44	0,09%	12	0,01%
78000:79999	631.290,56	0,06%	8	0,01%
80001:	1.147.648,89	0,11%	13	0,02%
Total	1.028.500.235,04	100,00%	83.109	100,00%

Statistics	in EUR
Average Amount	12.375,32

SC Germany Consumer 2021-1
Monthly Investor Report

7.1 Current PB (Graph)

Calculation Date	12.10.2023		
Payment Date	16.10.2023		
Period No	23		
Monthly Period	Oct 2023		
Interest Period	from	14.09.2023	to 16.10.2023 = 32 days
Collection Period	from	01.09.2023	to 30.09.2023



**SC Germany Consumer 2021-1
Monthly Investor Report**

8. Borrower Concentration



Calculation Date	12.10.2023			
Payment Date	16.10.2023			
Period No	23			
Monthly Period	Oct 2023			
Interest Period	from	14.09.2023	to	16.10.2023
Collection Period	from	01.09.2023	to	30.09.2023
			=	32 days

No	Current Principal Balance in EUR	Percentage of Total Balance	Number of Loans
1	106.128,38	0,0103%	1
2	99.217,80	0,0096%	1
3	95.910,07	0,0093%	1
4	89.752,88	0,0087%	2
5	89.279,50	0,0087%	2
6	89.174,16	0,0087%	1
7	88.801,93	0,0086%	1
8	87.925,45	0,0085%	1
9	86.801,11	0,0084%	1
10	84.181,36	0,0082%	1
11	83.030,06	0,0081%	2
12	81.427,64	0,0079%	1
13	80.560,36	0,0078%	1
14	80.409,35	0,0078%	1
15	80.357,36	0,0078%	1
16	79.866,86	0,0078%	1
17	79.683,70	0,0077%	1
18	79.419,12	0,0077%	1
19	78.761,59	0,0077%	1
20	78.637,85	0,0076%	1
21	78.409,25	0,0076%	1
22	78.261,55	0,0076%	1
23	78.250,64	0,0076%	1
24	77.772,89	0,0076%	1
25	77.769,94	0,0076%	1
	2.109.790,80	0,2051%	28

**SC Germany Consumer 2021-1
Monthly Investor Report**

9. Geographical Distribution



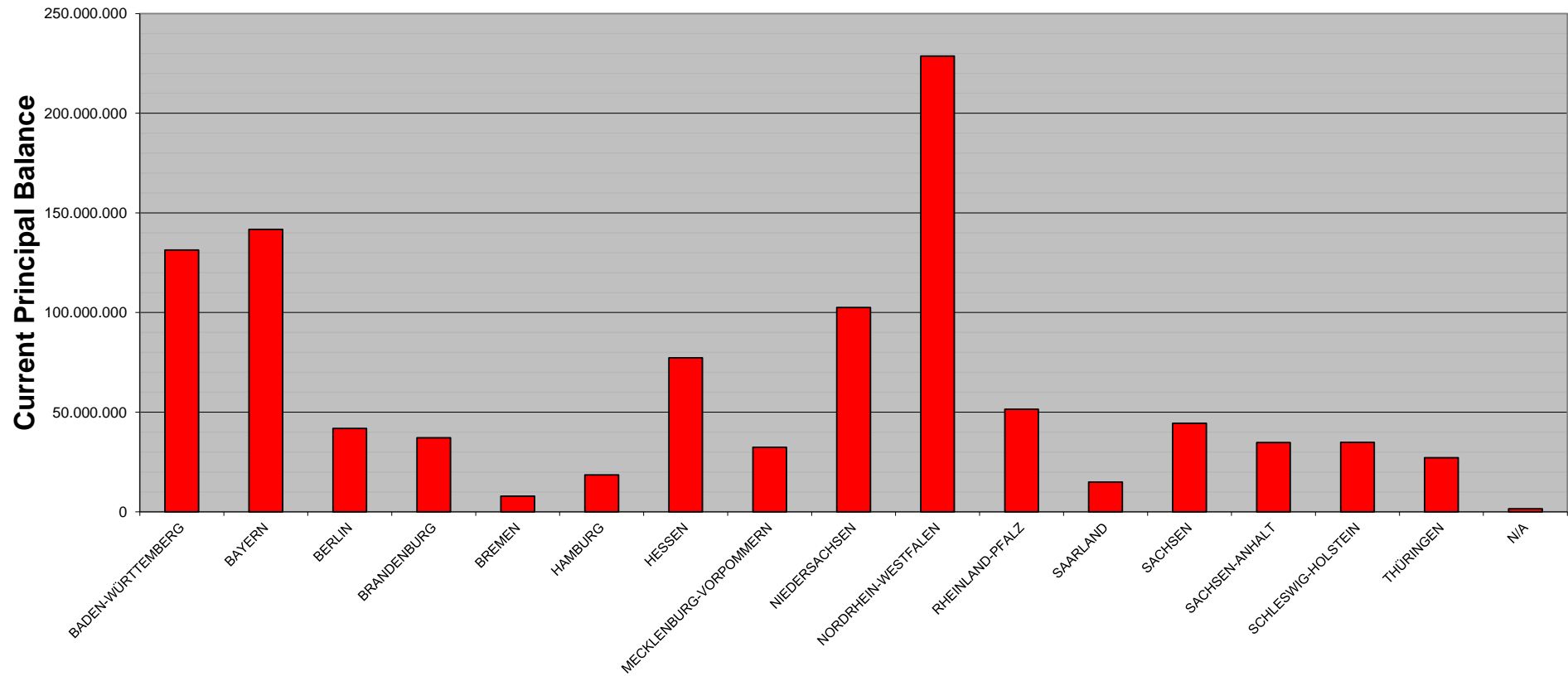
Calculation Date			12.10.2023		
Payment Date			16.10.2023		
Period No			23		
Monthly Period			Oct 2023		
Interest Period	from	14.09.2023	to	16.10.2023	= 32 days
Collection Period	from	01.09.2023	to	30.09.2023	

<i>State</i>	<i>Current Principal Balance in EUR</i>	<i>Percentage of Total Balance</i>	<i>Number of Loans</i>	<i>Percentage of Total Loans</i>
BADEN-WÜRTTEMBERG	131.385.768,07	12,77%	10.058	12,10%
BAYERN	141.753.020,34	13,78%	11.115	13,37%
BERLIN	41.866.384,38	4,07%	3.415	4,11%
BRANDENBURG	37.139.535,10	3,61%	3.209	3,86%
BREMEN	7.887.131,74	0,77%	656	0,79%
HAMBURG	18.542.662,69	1,80%	1.565	1,88%
HESSEN	77.256.255,60	7,51%	5.919	7,12%
MECKLENBURG-VORPOMMERN	32.404.835,91	3,15%	2.577	3,10%
NIEDERSACHSEN	102.481.703,33	9,96%	8.498	10,23%
NORDRHEIN-WESTFALEN	228.723.049,46	22,24%	18.273	21,99%
RHEINLAND-PFALZ	51.433.076,37	5,00%	4.238	5,10%
SAARLAND	14.935.261,88	1,45%	1.144	1,38%
SACHSEN	44.410.581,69	4,32%	3.809	4,58%
SACHSEN-ANHALT	34.746.292,74	3,38%	3.059	3,68%
SCHLESWIG-HOLSTEIN	34.853.533,81	3,39%	2.976	3,58%
THÜRINGEN	27.130.407,14	2,64%	2.502	3,01%
N/A	1.550.734,79	0,15%	96	0,12%
Total	1.028.500.235,04	100,00%	83.109	100,00%

**SC Germany Consumer 2021-1
Monthly Investor Report**

9.1 Geographical Distribution (Graph)

Calculation Date	12.10.2023	
Payment Date	16.10.2023	
Period No	23	
Monthly Period	Oct 2023	
Interest Period	from 14.09.2023	to 16.10.2023 = 32 days
Collection Period	from 01.09.2023	to 30.09.2023



**SC Germany Consumer 2021-1
Monthly Investor Report**

10. Collateral



Calculation Date			12.10.2023		
Payment Date			16.10.2023		
Period No			23		
Monthly Period			Oct 2023		
Interest Period	from	14.09.2023	to	16.10.2023	= 32 days
Collection Period	from	01.09.2023	to	30.09.2023	

<i>Collateral</i>	<i>Current Principal Balance in EUR</i>	<i>Percentage of Total Balance</i>	<i>Number of Loans</i>	<i>Percentage of Total Loans</i>
secured	47.539.480,36	4,62%	1.776	2,14%
unsecured	980.960.754,68	95,38%	81.333	97,86%
Total	1.028.500.235,04	100,00%	83.109	100,00%

**SC Germany Consumer 2021-1
Monthly Investor Report**

11. Insurances



Calculation Date			12.10.2023		
Payment Date			16.10.2023		
Period No			23		
Monthly Period			Oct 2023		
Interest Period	from	14.09.2023	to	16.10.2023	= 32 days
Collection Period	from	01.09.2023	to	30.09.2023	

<i>Payment Protection Insurance</i>	<i>Current Principal Balance in EUR</i>	<i>Percentage of Total Balance</i>	<i>Number of Loans</i>	<i>Percentage of Total Loans</i>
No	446.963.776,62	43,46%	41.783	50,27%
Yes	581.536.458,42	56,54%	41.326	49,73%
Total	1.028.500.235,04	100,00%	83.109	100,00%

**SC Germany Consumer 2021-1
Monthly Investor Report**

12. Payment Methods



Calculation Date			12.10.2023		
Payment Date			16.10.2023		
Period No			23		
Monthly Period			Oct 2023		
Interest Period	from	14.09.2023	to	16.10.2023	= 32 days
Collection Period	from	01.09.2023	to	30.09.2023	

<i>Payment Method</i>	<i>Current Principal Balance in EUR</i>	<i>Percentage of Total Balance</i>	<i>Number of Loans</i>	<i>Percentage of Total Loans</i>
Direct Debit	992.904.671,05	96,54%	80.238	96,55%
Other	35.595.563,99	3,46%	2.871	3,45%
Total	1.028.500.235,04	100,00%	83.109	100,00%

<i>Cycle of Payment</i>	<i>Current Principal Balance in EUR</i>	<i>Percentage of Total Balance</i>	<i>Number of Loans</i>	<i>Percentage of Total Loans</i>
15th of month	254.424.627,34	24,74%	20.437	24,59%
1st of month	774.075.607,70	75,26%	62.672	75,41%
Total	1.028.500.235,04	100,00%	83.109	100,00%

**SC Germany Consumer 2021-1
Monthly Investor Report**

13. Effective Interest Rate



Calculation Date			12.10.2023		
Payment Date			16.10.2023		
Period No			23		
Monthly Period			Oct 2023		
Interest Period	from	14.09.2023	to	16.10.2023	= 32 days
Collection Period	from	01.09.2023	to	30.09.2023	

Yield Range *	Current Principal Balance in EUR	Percentage of Total Balance	Number of Loans	Percentage of Total Loans
0: 0	59.900,25	0,01%	3	0,00%
1: 1	17.996.523,59	1,75%	2.811	3,38%
2: 2	198.442.920,97	19,29%	22.001	26,47%
3: 3	137.498.219,78	13,37%	10.448	12,57%
4: 4	141.547.799,86	13,76%	10.271	12,36%
5: 5	142.085.514,13	13,81%	10.159	12,22%
6: 6	231.590.766,06	22,52%	14.568	17,53%
7: 7	116.973.529,07	11,37%	9.401	11,31%
8: 8	29.986.114,61	2,92%	2.352	2,83%
9: 9	9.216.934,35	0,90%	769	0,93%
10:10	1.693.093,28	0,16%	183	0,22%
11:11	1.111.810,55	0,11%	104	0,13%
12:12	263.041,67	0,03%	32	0,04%
13:13	34.066,87	0,00%	7	0,01%
Total	1.028.500.235,04	100,00%	83.109	100,00%

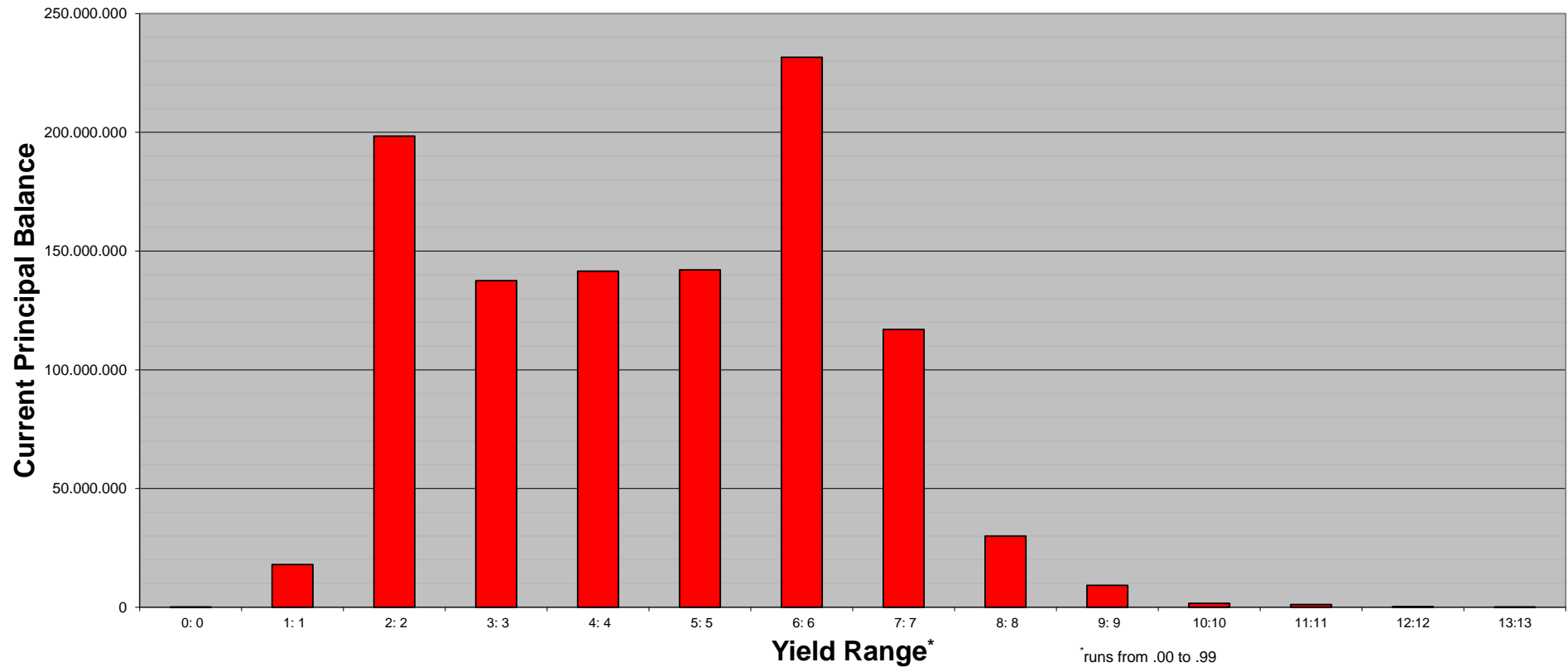
Statistics	in %
WA Interest	5,37%

* runs from .00 to .99

**SC Germany Consumer 2021-1
Monthly Investor Report**

13.1 Effective Interest Rate (Graph)

Calculation Date	12.10.2023	
Payment Date	16.10.2023	
Period No	23	
Monthly Period	Oct 2023	
Interest Period	from 14.09.2023	to 16.10.2023 = 32 days
Collection Period	from 01.09.2023	to 30.09.2023



**SC Germany Consumer 2021-1
Monthly Investor Report**

14. Seasoning



Calculation Date	12.10.2023			
Payment Date	16.10.2023			
Period No	23			
Monthly Period	Oct 2023			
Interest Period	from	14.09.2023	to	16.10.2023 = 32 days
Collection Period	from	01.09.2023	to	30.09.2023

<i>Seasoning in Months</i>	<i>Current Principal Balance in EUR</i>	<i>Percentage of Total Balance</i>	<i>Number of Loans</i>	<i>Percentage of Total Loans</i>
12:14	18.261.594,36	1,78%	1.308	1,57%
15:17	61.563.521,57	5,99%	4.158	5,00%
18:20	113.609.180,77	11,05%	8.156	9,81%
21:23	115.062.246,67	11,19%	9.981	12,01%
24:26	277.051.474,75	26,94%	22.668	27,28%
27:29	206.880.829,83	20,11%	16.092	19,36%
30:32	126.358.830,64	12,29%	10.264	12,35%
33:35	71.502.809,03	6,95%	6.570	7,91%
36:38	27.168.001,20	2,64%	2.599	3,13%
39:41	2.725.194,96	0,26%	309	0,37%
42:44	3.259.575,29	0,32%	364	0,44%
45:47	2.586.391,97	0,25%	313	0,38%
48:50	769.504,96	0,07%	81	0,10%
51:53	359.473,27	0,03%	46	0,06%
54:56	708.891,84	0,07%	75	0,09%
57:59	326.711,99	0,03%	50	0,06%
60:62	106.072,28	0,01%	26	0,03%
63:65	46.800,46	0,00%	8	0,01%
66:68	33.287,79	0,00%	10	0,01%
69:71	46.065,17	0,00%	7	0,01%
72:74	13.919,34	0,00%	4	0,00%
75:77	18.283,65	0,00%	7	0,01%
78:80	27.760,67	0,00%	7	0,01%
81:	13.812,58	0,00%	6	0,01%
Total	1.028.500.235,04	100,00%	83.109	100,00%

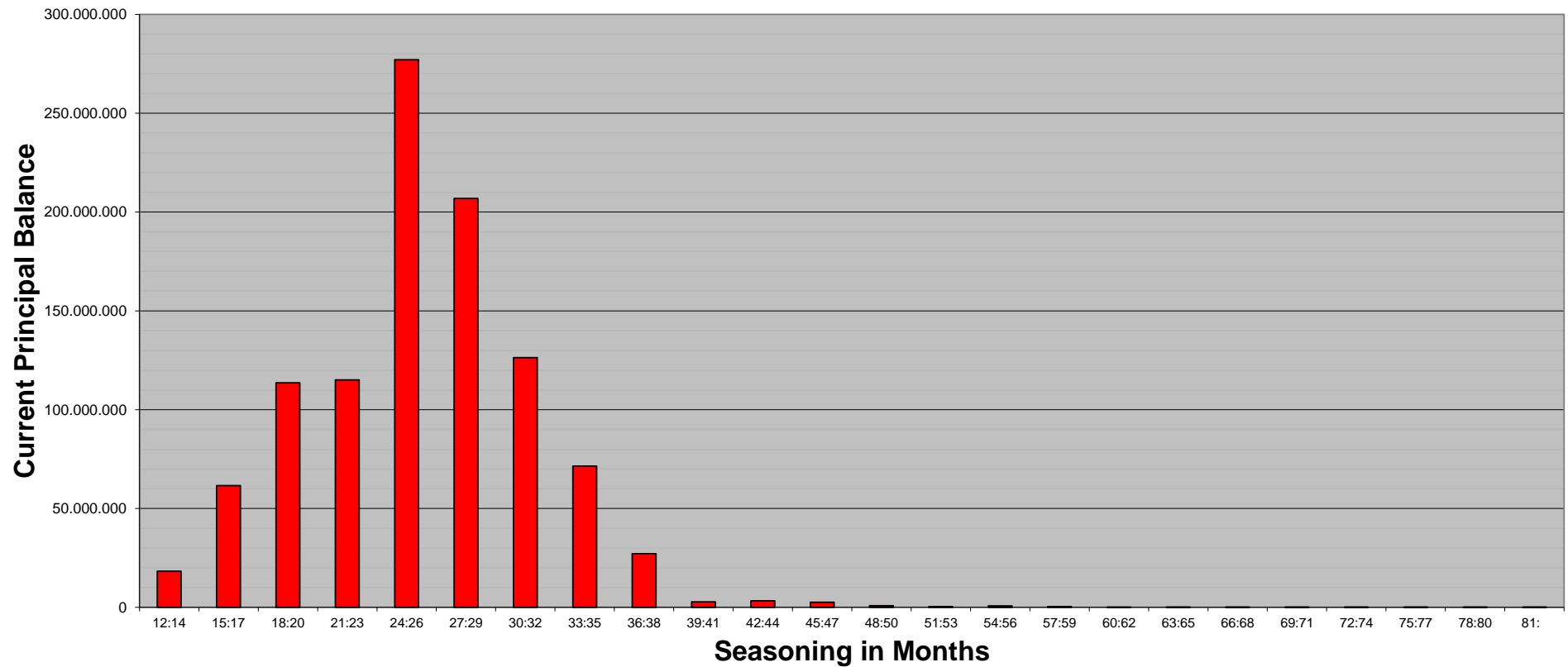
Statistics

WA Seasoning	25,78
--------------	-------

**SC Germany Consumer 2021-1
Monthly Investor Report**

14.1 Seasoning (Graph)

Calculation Date	12.10.2023	
Payment Date	16.10.2023	
Period No	23	
Monthly Period	Oct 2023	
Interest Period	from 14.09.2023	to 16.10.2023 = 32 days
Collection Period	from 01.09.2023	to 30.09.2023



**SC Germany Consumer 2021-1
Monthly Investor Report**

15. Remaining Term



Calculation Date	12.10.2023	
Payment Date	16.10.2023	
Period No	23	
Monthly Period	Oct 2023	
Interest Period	from 14.09.2023	to 16.10.2023 = 32 days
Collection Period	from 01.09.2023	to 30.09.2023

<i>Remaining Term in Months</i>	<i>Current Principal Balance in EUR</i>	<i>Percentage of Total Balance</i>	<i>Number of Loans</i>	<i>Percentage of Total Loans</i>
0: 6	1.885.663,43	0,18%	3.870	4,66%
7: 13	9.398.620,18	0,91%	5.443	6,55%
14: 20	13.795.823,84	1,34%	4.574	5,50%
21: 27	25.582.167,03	2,49%	5.987	7,20%
28: 34	33.172.546,49	3,23%	5.248	6,31%
35: 41	41.568.448,62	4,04%	5.539	6,66%
42: 48	47.524.948,14	4,62%	4.637	5,58%
49: 55	75.232.118,31	7,31%	6.445	7,75%
56: 62	122.536.736,21	11,91%	9.133	10,99%
63: 69	208.064.700,54	20,23%	11.352	13,66%
70: 76	297.306.907,72	28,91%	14.302	17,21%
77: 83	138.186.341,40	13,44%	6.021	7,24%
84: 90	14.077.033,79	1,37%	552	0,66%
91: 97	62.185,91	0,01%	2	0,00%
98:104	73.208,54	0,01%	3	0,00%
105:108	32.784,89	0,00%	1	0,00%
Total	1.028.500.235,04	100,00%	83.109	100,00%

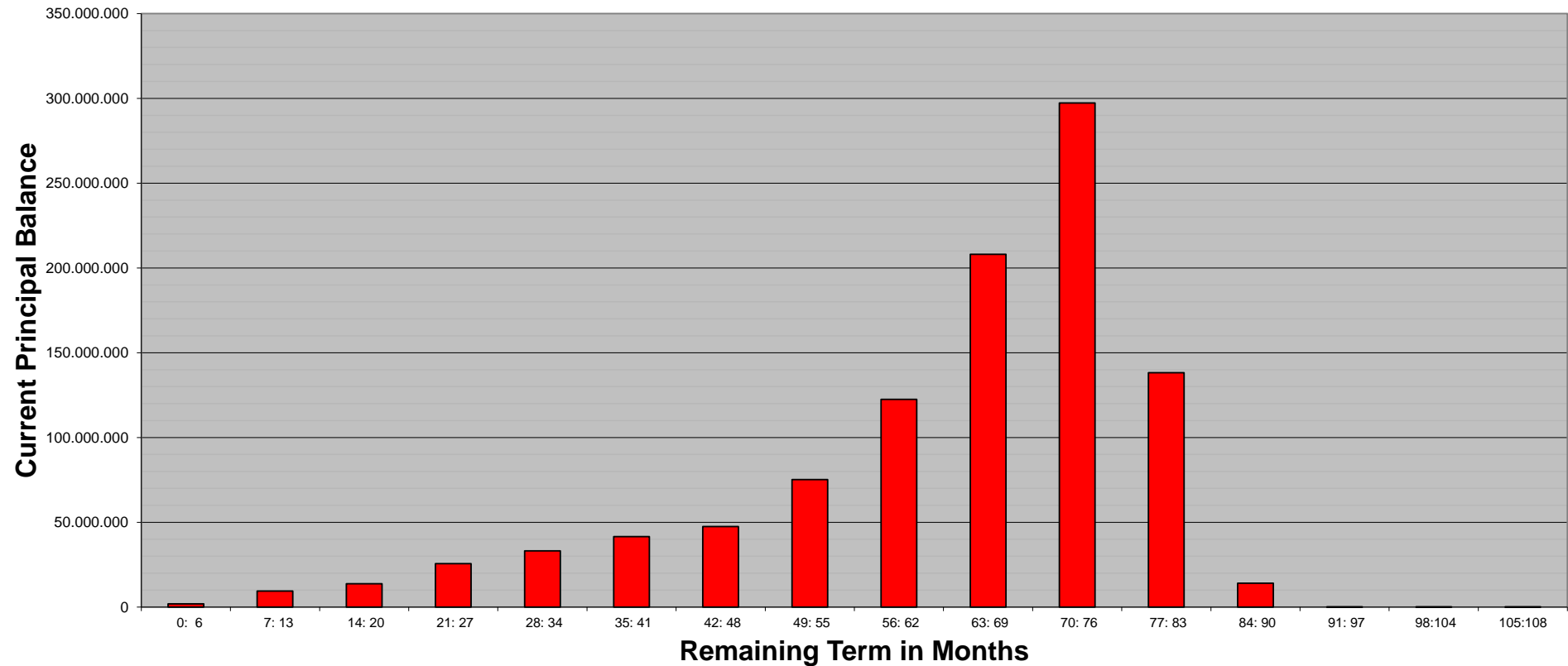
Statistics

WA Remaining Term	62,72
-------------------	-------

**SC Germany Consumer 2021-1
Monthly Investor Report**

15.1 Remaining Term (Graph)

Calculation Date	12.10.2023	
Payment Date	16.10.2023	
Period No	23	
Monthly Period	Oct 2023	
Interest Period	from 14.09.2023	to 16.10.2023 = 32 days
Collection Period	from 01.09.2023	to 30.09.2023



**SC Germany Consumer 2021-1
Monthly Investor Report**

16. Original Term



Calculation Date	12.10.2023	
Payment Date	16.10.2023	
Period No	23	
Monthly Period	Oct 2023	
Interest Period	from 14.09.2023	to 16.10.2023 = 32 days
Collection Period	from 01.09.2023	to 30.09.2023

<i>Original Term in Months</i>	<i>Current Principal Balance in EUR</i>	<i>Percentage of Total Balance</i>	<i>Number of Loans</i>	<i>Percentage of Total Loans</i>
0: 20	6.389,39	0,00%	179	0,22%
21: 27	1.268.088,01	0,12%	2.354	2,83%
28: 34	1.127.398,18	0,11%	775	0,93%
35: 41	13.608.991,99	1,32%	7.599	9,14%
42: 48	4.987.052,17	0,48%	1.169	1,41%
49: 55	33.288.460,06	3,24%	8.412	10,12%
56: 62	56.567.860,24	5,50%	8.576	10,32%
63: 69	15.190.994,93	1,48%	1.556	1,87%
70: 76	66.660.702,43	6,48%	6.440	7,75%
77: 83	21.502.571,86	2,09%	1.365	1,64%
84: 90	176.556.484,67	17,17%	14.030	16,88%
91: 97	380.115.738,35	36,96%	19.297	23,22%
98:104	245.488.500,33	23,87%	10.961	13,19%
105:111	11.708.097,81	1,14%	381	0,46%
112:118	301.139,81	0,03%	11	0,01%
119:	121.764,81	0,01%	4	0,00%
Total	1.028.500.235,04	100,00%	83.109	100,00%

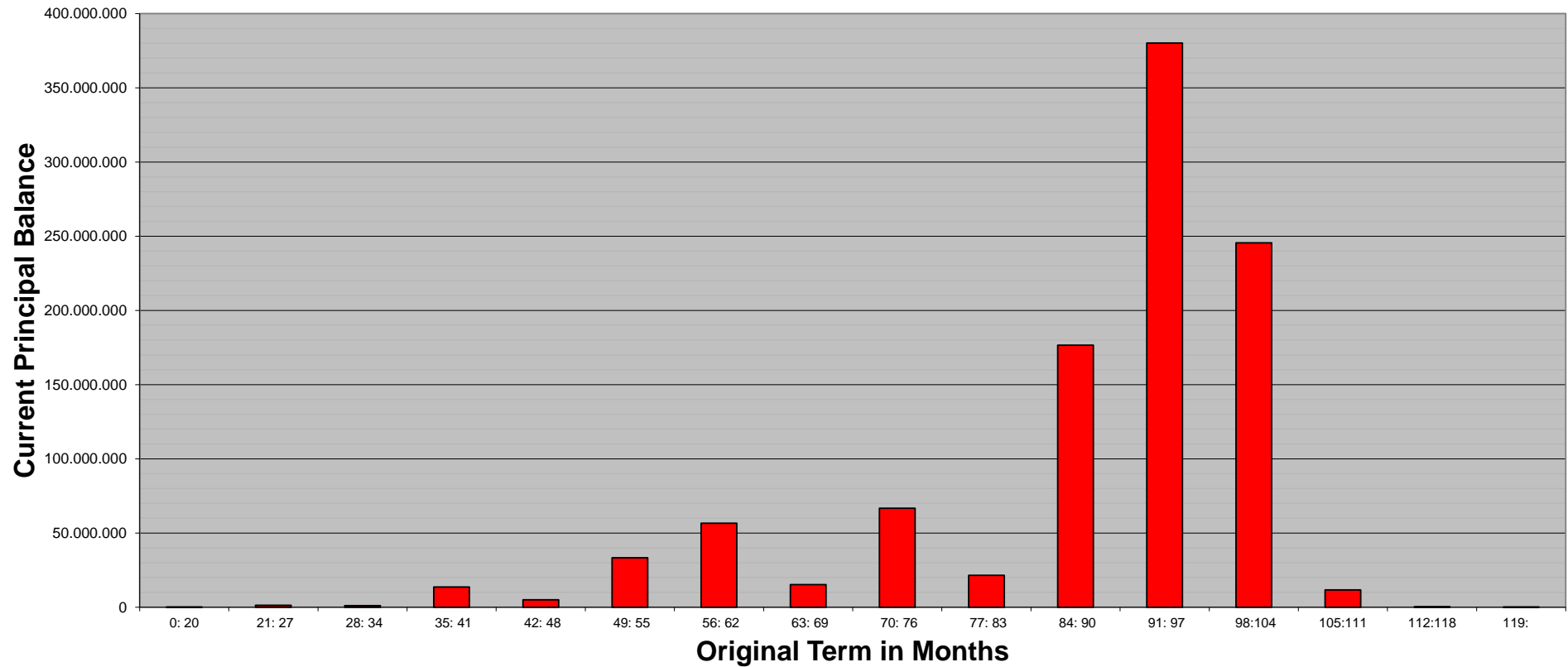
Statistics

WA Original Term	88,50
------------------	-------

**SC Germany Consumer 2021-1
Monthly Investor Report**

16.1 Original Term (Graph)

Calculation Date	12.10.2023	
Payment Date	16.10.2023	
Period No	23	
Monthly Period	Oct 2023	
Interest Period	from 14.09.2023	to 16.10.2023 = 32 days
Collection Period	from 01.09.2023	to 30.09.2023



**SC Germany Consumer 2021-1
Monthly Investor Report**

17. Loan Concentration

Calculation Date			12.10.2023			
Payment Date			16.10.2023			
Period No			23			
Monthly Period			Oct 2023			
Interest Period	from	14.09.2023	to	16.10.2023	=	32 days
Collection Period	from	01.09.2023	to	30.09.2023		



<i>Loan Concentration</i>	<i>Current Principal Balance in EUR</i>	<i>Percentage of Total Balance</i>	<i>Number of Loans</i>	<i>Percentage of Total Loans</i>	<i>Number of Debtors</i>	<i>Percentage of Total Debtors</i>
1: 1	998.504.422,67	97,08%	78.054	93,92%	78.054	97,12%
2: 2	27.079.111,68	2,63%	3.968	4,77%	1.984	2,47%
3: 3	2.172.002,15	0,21%	780	0,94%	260	0,32%
4: 4	566.350,32	0,06%	212	0,26%	53	0,07%
5: 5	149.477,16	0,01%	60	0,07%	12	0,01%
6: 6	4.630,81	0,00%	6	0,01%	1	0,00%
7:	24.240,25	0,00%	29	0,03%	4	0,00%
Total	1.028.500.235,04	100,00%	83.109	100,00%	80.368	100,00%

**SC Germany Consumer 2021-1
Monthly Investor Report**

18. Amortisation Profile



Calculation Date	12.10.2023					
Payment Date	16.10.2023					
Period No	23					
Monthly Period	Oct 2023					
Interest Period	from	14.09.2023	to	16.10.2023	=	32 days
Collection Period	from	01.09.2023	to	30.09.2023		

Amortisation profile

Collection Period	Outstanding Volume	Collection Period	Outstanding Volume
1	1.028.500.235,04 €	51	249.212.068,50 €
2	1.011.595.347,80 €	52	236.077.971,15 €
3	994.500.354,14 €	53	223.125.380,47 €
4	977.443.466,16 €	54	210.323.959,18 €
5	960.417.592,50 €	55	197.675.448,05 €
6	943.408.843,43 €	56	185.220.536,89 €
7	926.417.998,94 €	57	172.974.326,08 €
8	909.456.797,01 €	58	160.943.424,44 €
9	892.528.071,31 €	59	149.179.933,07 €
10	875.643.744,33 €	60	137.678.624,77 €
11	858.791.908,67 €	61	126.468.369,15 €
12	842.008.982,11 €	62	115.505.499,29 €
13	825.297.702,33 €	63	104.908.505,07 €
14	808.672.703,72 €	64	94.626.935,89 €
15	792.135.047,85 €	65	84.702.079,09 €
16	775.661.493,80 €	66	75.094.402,44 €
17	759.241.790,37 €	67	65.822.044,57 €
18	742.847.349,15 €	68	57.071.153,83 €
19	726.489.849,86 €	69	48.866.277,56 €
20	710.188.853,94 €	70	41.211.410,22 €
21	693.944.771,68 €	71	34.253.479,67 €
22	677.748.834,26 €	72	28.030.825,57 €
23	661.619.449,72 €	73	22.639.398,01 €
24	645.577.277,54 €	74	18.183.601,80 €
25	629.616.976,54 €	75	14.555.462,90 €
26	613.757.177,22 €	76	11.452.156,26 €
27	598.010.781,16 €	77	8.851.529,28 €
28	582.346.811,54 €	78	6.590.016,68 €
29	566.775.715,59 €	79	4.738.405,43 €
30	551.272.421,54 €	80	3.268.730,47 €
31	535.833.913,09 €	81	2.173.976,26 €
32	520.488.274,21 €	82	1.375.613,15 €
33	505.238.249,88 €	83	819.373,66 €
34	490.094.272,31 €	84	464.758,28 €
35	475.060.891,99 €	85	257.324,51 €
36	460.147.190,05 €	86	164.244,62 €
37	445.351.389,55 €	87	102.572,05 €
38	430.676.997,51 €	88	64.340,26 €
39	416.138.163,92 €	89	40.210,77 €
40	401.691.857,34 €	90	27.312,01 €
41	387.365.343,28 €	91	19.832,83 €
42	373.106.446,91 €	92	17.658,35 €
43	358.929.822,03 €	93	15.991,32 €
44	344.848.442,83 €	94	14.313,80 €
45	330.859.326,07 €	95	12.625,70 €
46	316.971.764,80 €	96	11.273,13 €
47	303.187.343,84 €	97	9.911,17 €
48	289.513.792,31 €	98	8.539,74 €
49	275.954.358,04 €	99	7.158,80 €
50	262.504.431,65 €	100	5.768,25 €

SC Germany Consumer 2021-1
Monthly Investor Report

Calculation Date	12.10.2023	
Payment Date	16.10.2023	
Period No	23	
Monthly Period	Oct 2023	
Interest Period	from 14.09.2023	to 16.10.2023 = 32 days
Collection Period	from 01.09.2023	to 30.09.2023

19. Priority of Payments + Transaction Costs



Pre-Enforcement Available Interest Amount

Interest Collections	+ 4.529.698,15 €
Other Interest Payments by the Seller to the Issuer	+ - €
Recoveries	+ 177.264,11 €
Interest on Transaction and Purchase Shortfall Account	+ 0,29 €
Amounts on the Commingling Reserve account*	+ - €
Amounts on the Liquidity Reserve Account	+ 5.364.877,24 €
Amounts received by the Interest Rate Swap counterparty	+ 3.605.354,19 €
Remaining Pre-Enforcement Available Principal Amount	+ - €
Other Amounts paid to the Issuer	+ - €
Available Interest Amount	= 13.677.193,98 €

Pre-Enforcement Available Principal Amount

Principal Collections (including Deemed Collections)	+ 31.239.473,15 €
other principal amount paid by the Seller to the Issuer	+ - €
Final Repurchase Price	+ - €
Amounts standing to the credit of the Commingling Reserve Account	+ - €
Amounts standing to the credit of the Set-Off Reserve Account	+ - €
Purchase Shortfall Amount	+ 107,61 €
Mezzanine Loan Disbursement Amount paid by the Originator to the Issuer	+ - €
Principal Deficiency Sub-Ledger	+ 2.729.909,20 €
Rounding Differences from previous period	+ - €
Available Principal Amount	= 33.969.489,96 €

*excl. any interest earned on any balance credited to the Commingling Reserve Account

Pre-Enforcement Interest Priority of Payments

Available Interest Amount	13.677.193,98 €
Senior Expenses and Taxes	- 137,39 €
Swap Interest Payment other than subordinated Payments	- - €
Interest on Class A Notes	- 3.267.927,00 €
Interest on Class B (if Most Senior Note or Class B PDL < 25%)	- 173.772,00 €
Interest on Class C (if Most Senior Note or Class C PDL < 25%)	- 306.666,75 €
Interest on Class D (if Most Senior Note or Class D PDL < 25%)	- 259.260,00 €
Interest on Class E (if Most Senior Note or Class E PDL < 25%)	- 151.822,50 €
Interest on Class F (if Most Senior Note or Class F PDL < 25%)	- 30.327,00 €
Required Liquidity Reserve Amount Replenishment	- 5.148.544,64 €
Crediting the PDLs until cleared	- 2.729.909,20 €
Interest Class B (if not paid above)	- - €
Interest Class C (if not paid above)	- - €
Interest Class D (if not paid above)	- - €
Interest Class E (if not paid above)	- - €
Interest Class F (if not paid above)	- - €
Target Amortisation of Class F (including previously accrued)	- 1.608.827,50 €
Interest Class G	- - €
Mezzanine Loan Interest	- - €
Subordinated Swap Amounts (if applicable)	- - €
Fees for Commingling Reserve Account and Set-Off Reserve Account	- - €
Interest on Liquidity Reserve Loan	- - €
Principal on Liquidity Reserve Loan	- - €
Remaining Amount to the Seller	- - €

Pre-Enforcement Principal Priority of Payments

Available Principal Amount	33.969.489,96 €
Senior Expense Deficit	- - €
Net Note Available Principal Proceeds	= 33.969.489,96 €
Replenishment	- - €
Purchase Shortfall Amount	- - €
Prior to Sequential Payment Trigger Event: Class A Pro Rata- Principal Payment Amount	- 27.698.197,50 €
Prior to Sequential Payment Trigger Event: Class B Pro Rata- Principal Payment Amount	- 1.393.620,00 €
Prior to Sequential Payment Trigger Event: Class C Pro Rata- Principal Payment Amount	- 2.264.632,50 €
Prior to Sequential Payment Trigger Event: Class D Pro Rata- Principal Payment Amount	- 1.742.025,00 €
Prior to Sequential Payment Trigger Event: Class E Pro Rata- Principal Payment Amount	- 871.012,50 €
On or after to Sequential Payment Trigger Event: Redemption Class A	- - €
Full Redemption Class B - G (after Regulatory Change Event)	- - €
On or after to Sequential Payment Trigger Event: Redemption Class B	- - €
On or after to Sequential Payment Trigger Event: Redemption Class C	- - €
On or after to Sequential Payment Trigger Event: Redemption Class D	- - €
On or after to Sequential Payment Trigger Event: Redemption Class E	- - €
Redemption Class F Notes	- - €
Redemption Class G Notes	- - €
Mezzanine Loan Principal	- - €
Clearing of rounding differences	= 0,00 €

Transaction Costs

	Total	Class A	Class B	Class C	Class D	Class E	Class F	Class G	Liquidity Reserve Loan
Senior Expenses	137,39 €								
Interest accrued for the Period	4.342.157,35 €	3.267.927,00 €	173.772,00 €	306.666,75 €	259.260,00 €	151.822,50 €	30.327,00 €	112.612,50 €	39.769,60 €
Cumulative Interest accrued	52.294.062,69 €	36.493.362,00 €	2.105.100,00 €	4.120.067,25 €	3.841.657,50 €	2.559.596,25 €	1.473.153,00 €	754.650,00 €	946.476,69 €
Interest Payments	4.189.775,25 €	3.267.927,00 €	173.772,00 €	306.666,75 €	259.260,00 €	151.822,50 €	30.327,00 €	112.612,50 €	39.769,60 €
Cumulative Interest Payments	51.708.645,74 €	36.493.362,00 €	2.105.100,00 €	4.120.067,25 €	3.841.657,50 €	2.559.596,25 €	1.473.153,00 €	754.650,00 €	946.476,69 €
Unpaid Interest for the Period	152.382,10 €	0,00 €	0,00 €	0,00 €	0,00 €	0,00 €	0,00 €	112.612,50 €	39.769,60 €
Cumulative Unpaid Interest	585.416,95 €	0,00 €	0,00 €	0,00 €	0,00 €	0,00 €	0,00 €	356.850,00 €	228.566,95 €
Liquidity Reserve Loan only: Outstanding Amount	6.571.272,73 €								6.571.272,73 €

**SC Germany Consumer 2021-1
Monthly Investor Report**

20. Retention



For the purposes of compliance with the requirements of Article 6(3)(c) of the Securitisation Regulation, the Seller will retain, in its capacity as originator within the meaning of the Securitisation Regulation, on an ongoing basis for the life of the transaction, such net economic interest through an interest in randomly selected exposures.

Amount of randomly Selected Exposures

51.098.864,28 €

Calculation Date	12.10.2023				
Payment Date	16.10.2023				
Period No	23				
Monthly Period	Oct 2023				
Interest Period	from 14.09.2023	to	16.10.2023	=	32 days
Collection Period	from 01.09.2023	to	30.09.2023		

**SC Germany Consumer 2021-1
Monthly Investor Report**

21. Counterparties



Calculation Date	12.10.2023				
Payment Date	16.10.2023				
Period No	23				
Monthly Period	Oct 2023				
Interest Period	from	14.09.2023	to	16.10.2023	= 32 days
Collection Period	from	01.09.2023	to	30.09.2023	

Joint Lead Managers

Banco Santander S.A.
Paseo de Pareda 9 - 12
39004 Santander
Spain

Société Générale S.A.
29 Boulevard Haussmann
75009 Paris
France

Joint Lead Manager (Class A)

Citigroup Global Markets Europe AG
Reuterweg 16
60323 Frankfurt am Main
Germany

Corporate Administrator

Circumference FS (Luxembourg) S.A.
22-24 Boulevard Royal
L-2449 Luxembourg
Grand Duchy of Luxembourg

Luxembourg Listing Agent

Bank of New York Mellon SA-NV/Luxembourg
2-4 rue Eugène Ruppert
L-2453 Luxembourg
Grand Duchy of Luxembourg

**Principal Paying Agent, Calculation Agent,
Cash Administrator, Interest Determination Agent
& Back-Up Servicer Facilitator**

Bank of New York Mellon
One Canada Square
London E14 5AL
United Kingdom

Account Bank & Transaction Security Trustee

Bank of New York Mellon
Messe Turm, Friedrich-Ebert-Anlage 49
60327 Frankfurt am Main
Germany

Interest Swap Counterparty:

DZ Bank AG
Platz der Republik
60265 Frankfurt am Main
Germany

Data Trustee:

Oversea FS B.V.
Barbara Strozziilaan 101
1083 HN Amsterdam
The Netherlands

Rating Agencies:

Fitch Ratings
Neue Mainzer Strasse 46 - 50
60311 Frankfurt am Main
Germany

Moody's Investors Service España, S.A.
Principe de Vergara, 131 - 6º Floor
28002 Madrid
Spain

Long Term	Fitch		Moody's			Counterparty status
	Short Term	Outlook	Long Term	Short Term	Outlook	
A-	F2	STABLE	(P)A2	P-1	STABLE	performing
A-	F1	POS	A1	P-1	STABLE	performing
-	-	-	-	P-1	STABLE	performing
-	-	-	-	-	-	performing
AA	F1+	STABLE	-	P-1	-	performing
AA	F1+	STABLE	Aa2 *	P-1	-	performing
AA	F1+	STABLE	Aa2 *	P-1	-	performing
AA-	F1+	STABLE	Aa2	P-1	STABLE	performing
-	-	-	-	-	-	performing

Ratings as of 30.09.2023, data source: Bloomberg

SC Germany Consumer 2021-1 Monthly Investor Report

22. Issuer Information



Calculation Date		12.10.2023				
Payment Date		16.10.2023				
Period No		23				
Monthly Period		Oct 2023				
Interest Period	from	14.09.2023	to	16.10.2023	=	32 days
Collection Period	from	01.09.2023	to	30.09.2023		

Deal Name:

SC Germany Consumer 2021-1

Issuer:

SC GERMANY S.A., COMPARTMENT CONSUMER 2021-1

The Managing Directors
22-24 Boulevard Royal
L-2449 Luxembourg,
Grand Duchy of Luxembourg

LEI:

54930010DV9V1WKUO071

Seller of the Receivables:

Santander Consumer Bank AG

Servicer Name:

Santander Consumer Bank AG

Reporting Entity:

Santander Consumer Bank AG

Capital Markets
Santander-Platz 1
41061 Mönchengladbach
Germany
eMail abs_ger@santander.de
fax +49 (0) 2161 690 7077

SPV-Administrator:

Circumference FS (Luxembourg) S.A.

22-24 Boulevard Royal
L-2449 Luxembourg,
Grand Duchy of Luxembourg

**SC Germany Consumer 2021-1
Monthly Investor Report**

23. Swap Counterparty Data



Calculation Date	12.10.2023				
Payment Date	16.10.2023				
Period No	23				
Monthly Period	Oct 2023				
Interest Period	from	14.09.2023	to	16.10.2023	= 32 days
Collection Period	from	01.09.2023	to	30.09.2023	

Swap Counterparty

Swap Counterparty DZ Bank AG
Swap Rating Trigger Breach no

Rating Trigger & Current Ratings	Consequenses	Fitch			Moody's			Trigger breach
		Long Term or Derivative Counterparty Rating	Short Term	Outlook	Long Term (CRA)	Short Term	Outlook	
1st Rating Trigger	Collateral, Guarantee or Replacement	A	F1		A3			no
2nd Rating Trigger	Replacement	BBB-	F3		Baa1			no
Current Counterparty Ratings		AA(dcr)	F1+	STABLE	Aa2(cr)	P-1	STABLE	

Current Swap Data

Swap Type Fixed Floating Interest Rate Swap
Notional Amount 1.495.500.000,00 €
Fixed Rate -0,2400%
Floating Rate (Euribor) 3,6990%
Net Swap Payments -3.605.354,19 €
Notional Amount next period 994.130.612,20 €

Swap Counterparty Details

DZ Bank AG
Kapitalmärkte Handel / ABS-Emissionen
Platz der Republik
60265 Frankfurt am Main
Germany
Phone +49 69 7447 4341
Email: Tom.Oelrich@dzbank.de

Counterparty Replacement

Old Counterparty DZ Bank AG
Current Counterparty DZ Bank AG

Swap Collateral

Beginning of Period - €
Cash Outflow - €
Cash Inflow - €
End of Period - €

Ratings as of 30.09.2023, data source: Bloomberg

In case of Fitch, only one required rating must be held

**SC Germany Consumer 2021-1
Monthly Investor Report**

24. Santander Consumer Bank



Contact Details

Team Securitization

Stefan Zilligen +49-2161-690-6069
Christina Opwis +49-2161-690-7086
Team ABS

stefan.zilligen@santander.de
christina.opwis@santander.de
abs_ger@santander.de

Calculation Date	12.10.2023				
Payment Date	16.10.2023				
Period No	23				
Monthly Period	Oct 2023				
Interest Period	from	14.09.2023	to	16.10.2023	= 32 days
Collection Period	from	01.09.2023	to	30.09.2023	

Ratings Santander

Banco Santander S.A.

Santander Consumer Finance S.A.

Santander Consumer Bank AG

Fitch			Moody's		
Long Term	Short Term	Outlook	Long Term	Short Term	Outlook
A	F1	STABLE	A3(cr)	P-2(cr)	STABLE
A	F1	STABLE	A3(cr)	P-2(cr)	STABLE
A-	F2	STABLE	A1(cr)	P-1(cr)	STABLE

Ratings as of 30.09.2023, data source: Bloomberg

**SC Germany Consumer 2021-1
Monthly Investor Report**

25. Glossary



Calculation Date		12.10.2023				
Payment Date		16.10.2023				
Period No		23				
Monthly Period		Oct 2023				
Interest Period	from	14.09.2023	to	16.10.2023	=	32 days
Collection Period	from	01.09.2023	to	30.09.2023		

Aggregate Outstanding Principal Amount:

Shall mean in respect of all Purchased Receivables at any time, the aggregate of the Outstanding Principal Amounts of all Purchased Receivables which, as of such time, are not defaulted receivables.

Defaulted Contracts/Defaults:

Shall mean as of any date, any purchased receivable which has been declared due and payable in full in accordance to the Credit and Collection Policy which in principal is between 120 and 180 calendar days after the due date.

Delinquent Receivable:

Shall mean as of any date, any purchased receivable which is more than 30 days overdue and not a defaulted contract.

Excess Spread:

Excess Spread equals WA Portfolio Yield minus Fixed Swap Rate minus WA Notes Margin

Legal Maturity:

Final Payment date on which each Class A Note will be redeemed in full.

Expected Maturity:

Maturity date of the notes under the assumption of inter alia (a) a 27 % constant prepayment rate, (b) an exercised Clean-Up Call at 10%,

Payment Protection Insurance:

Insurance, composed of life insurance and/or accident insurance and/or temporary disability insurance and/or unemployment insurance, which covers the risk that a Debtor in its capacity as insured person is unable to pay the Loan Instalments owed by such Debtor life insurance

Recoveries:

Any amount received on defaulted contracts

Set-Off Reserves (X/Y):

Protection against set-off risks due to (X) capitalized service fees (e.g. Payment Protection Insurance, Gap Insurance, Repair Cost Insurance) and (Y) deposits