

# SC Germany Consumer 2021-1 Monthly Investor Report



# SC Germany Consumer 2021-1 Monthly Investor Report

## Cover Sheet Monthly Investor Report



Calculation Date	12.09.2023				
Payment Date	14.09.2023				
Period No	22				
Monthly Period	Sep 2023				
Interest Period	from 14.08.2023	to	14.09.2023	=	31 days
Collection Period	from 01.08.2023	to	31.08.2023		

Index	Page
1. Portfolio Information	<a href="#">1</a>
1.1 Portfolio Information per period	<a href="#">2</a>
2. Reserve Accounts	<a href="#">3</a>
3.1 Delinquency Data	<a href="#">4</a>
3.2 Default Data	<a href="#">5</a>
3.3 Defaults & Recoveries per period	<a href="#">6</a>
4. Concentration Limits	<a href="#">7</a>
5. Outstanding Notes	<a href="#">8</a>
6. Original Principal Balance	<a href="#">9</a>
6.1 Original PB (Graph)	<a href="#">10</a>
7. Current Principal Balance	<a href="#">11</a>
7.1 Current PB (Graph)	<a href="#">12</a>
8. Borrower Concentration	<a href="#">13</a>
9. Geographical Distribution	<a href="#">14</a>
9.1 Geographical (Graph)	<a href="#">15</a>
10. Collateral	<a href="#">16</a>
11. Insurances	<a href="#">17</a>
12. Payment Methods	<a href="#">18</a>
13. Effective Interest Rate	<a href="#">19</a>
13.1 Effective Interest Rate (Graph)	<a href="#">20</a>
14. Seasoning	<a href="#">21</a>
14.1 Seasoning (Graph)	<a href="#">22</a>
15. Remaining Term	<a href="#">23</a>
15.1 Remaining Term (Graph)	<a href="#">24</a>
16. Original Term	<a href="#">25</a>
16.1 Original Term (Graph)	<a href="#">26</a>
17. Loan Concentration	<a href="#">27</a>
18. Amortisation Profiles	<a href="#">28</a>
19. Priority of Payments + Transaction Costs	<a href="#">29</a>
20. Retention	<a href="#">30</a>
21. Counterparties	<a href="#">31</a>
21.1 Issuer Information	<a href="#">32</a>
23. Swap Counterparty	<a href="#">33</a>
24. Santander Consumer Bank	<a href="#">34</a>
25. Glossary	<a href="#">35</a>

**SC Germany Consumer 2021-1  
Monthly Investor Report**

**1. Portfolio Information**



Calculation Date	12.09.2023				
Payment Date	14.09.2023				
Period No	22				
Monthly Period	Sep 2023				
Interest Period from	14.08.2023	to	14.09.2023	=	31 days
Collection Period from	01.08.2023	to	31.08.2023		

Outstanding Receivables	No. of Contracts	current period	previous period
		Aggregate Outstanding Principal Amount	Aggregate Outstanding Principal Amount
<b>Beginning of Period</b>	<b>87.534</b>	<b>1.100.935.602,54 €</b>	<b>1.141.056.211,34 €</b>
Scheduled Principal Payments		17.817.159,50 €	18.305.732,70 €
Prepayment Principal		17.701.594,16 €	18.717.523,17 €
<b>Total Principal Collections</b>		<b>35.518.753,66 €</b>	<b>37.023.255,87 €</b>
<b>Total Interest Collections</b>		<b>4.690.309,44 €</b>	<b>4.873.495,01 €</b>
<b>Defaults</b>		<b>2.947.231,49 €</b>	<b>3.097.352,93 €</b>
<b>Replenishment Amount</b>		<b>- €</b>	<b>- €</b>
<b>End of Period</b>		<b>1.062.469.617,39 €</b>	<b>1.100.935.602,54 €</b>
<b>Purchase Shortfall Amount</b>		<b>107,61 €</b>	<b>66,21 €</b>
<b>Total Assets (End of Period)</b>	<b>85.208</b>	<b>1.062.469.725,00 €</b>	<b>1.100.935.668,75 €</b>
<b>Current Prepayment Rate (annualised)</b>		<b>17,7%</b>	
<b>Current Poolfactor</b>		<b>68,9%</b>	

**SC Germany Consumer 2021-1  
Monthly Investor Report**

**1.1 Portfolio Information per period**



Calculation Date	12.09.2023		
Payment Date	14.09.2023		
Period No	22		
Monthly Period	Sep 2023		
Interest Period	from	14.08.2023	to 14.09.2023 = 31 days
Collection Period	from	01.08.2023	to 31.08.2023

Collection Period	Outstanding BOP	Scheduled Principal Payments	Prepayment Principal	Total Principal Collections	Prepayment Rate
1	1.499.999.993,14 €	6.155.052,72 €	24.768.887,02 €	30.923.939,74 €	18,11%
2	1.499.999.987,15 €	20.336.323,42 €	21.804.395,16 €	42.140.718,58 €	16,11%
3	1.499.999.985,98 €	20.706.928,99 €	46.034.738,03 €	66.741.667,02 €	31,21%
4	1.499.999.995,73 €	21.033.939,66 €	41.567.085,59 €	62.601.025,25 €	28,63%
5	1.499.999.998,69 €	21.318.836,68 €	44.100.171,15 €	65.419.007,83 €	30,10%
6	1.499.999.992,23 €	22.160.443,99 €	40.552.897,35 €	62.713.341,34 €	28,03%
7	1.499.999.992,54 €	22.229.969,22 €	44.514.750,62 €	66.744.719,84 €	30,34%
8	1.499.999.979,11 €	21.312.739,17 €	40.284.527,73 €	61.597.266,90 €	27,87%
9	1.499.999.999,19 €	22.137.961,55 €	36.389.346,04 €	58.527.307,59 €	25,52%
10	1.499.999.987,23 €	22.004.535,01 €	34.862.780,27 €	56.867.315,28 €	24,59%
11	1.499.999.983,58 €	21.916.283,23 €	31.044.367,07 €	52.960.650,30 €	22,19%
12	1.499.999.995,55 €	21.706.166,03 €	27.343.026,33 €	49.049.192,36 €	19,81%
13	1.499.999.988,13 €	21.961.381,34 €	26.259.060,51 €	48.220.441,85 €	19,10%
14	1.448.430.826,05 €	21.475.334,56 €	16.265.547,65 €	37.740.882,21 €	12,67%
15	1.408.138.828,08 €	21.243.673,95 €	25.341.351,64 €	46.585.025,59 €	19,58%
16	1.357.977.306,98 €	20.292.080,90 €	22.566.824,39 €	42.858.905,29 €	18,22%
17	1.311.498.086,61 €	20.386.778,35 €	22.714.315,44 €	43.101.093,79 €	18,91%
18	1.263.657.178,09 €	20.326.877,75 €	16.440.117,16 €	36.766.994,91 €	14,54%
19	1.224.289.047,19 €	19.346.145,52 €	17.957.624,83 €	37.303.770,35 €	16,25%
20	1.182.859.822,29 €	19.317.317,74 €	18.569.479,78 €	37.886.797,52 €	17,29%
21	1.141.056.211,34 €	18.305.732,70 €	18.717.523,17 €	37.023.255,87 €	18,00%
22	1.100.935.602,54 €	17.817.159,50 €	17.701.594,16 €	35.518.753,66 €	17,68%
23					
24					
25					
26					
27					
28					
29					
30					
31					
32					
33					
34					
35					
36					
37					
38					
39					
40					
41					
42					
43					
44					
45					
46					
47					
48					
49					
50					
51					
52					
53					
54					
55					
56					
57					
58					
59					
60					
61					
62					
63					
64					
65					
66					
67					
68					
69					
70					
71					
72					
73					
74					
75					
76					
77					
78					
79					
80					

**SC Germany Consumer 2021-1  
Monthly Investor Report**

**2. Reserve Accounts**



Calculation Date	12.09.2023				
Payment Date	14.09.2023				
Period No	22				
Monthly Period	Sep 2023				
Interest Period	from	14.08.2023	to	14.09.2023	= 31 days
Collection Period	from	01.08.2023	to	31.08.2023	

**Reserve Accounts**

**Liquidity Reserve**

	in %		Trigger Event y/n
Beginning of Period	0,5%	5.574.655,55 €	
Cash Outflow		5.574.655,55 €	
of which Liquidity Reserve Excess Amount		- €	
of which added to Priority of Payments		- €	
Cash Inflow		5.348.591,55 €	
End of Period	0,5%	5.348.591,55 €	
Required Liquidity Reserve Amount	0,5%	5.348.591,55 €	

**Commingling Reserve**

	in %		Trigger Event y/n
Beginning of Period		n/a	no
Cash Outflow		n/a	
of which Commingling Reserve Excess Amount			
of which drawn from the commingling reserve and applied to PoP			
Cash Inflow		n/a	
End of Period		n/a	
Commingling Reserve Required Amount		- €	

**Set-Off Reserve**

	in %		Trigger Event y/n
Beginning of Period		n/a	no
Cash Outflow		n/a	
of which Set-Off Reserve Excess Amount			
of which drawn from the set-off reserve and applied to PoP			
Cash Inflow		n/a	
End of Period		n/a	
Set-Off Reserve Required Amount		- €	

In case of Rating Trigger breach: Set-Off Reserve Required Amount

**SC Germany Consumer 2021-1  
Monthly Investor Report**

**3.1 Delinquency Data**



Calculation Date	12.09.2023				
Payment Date	14.09.2023				
Period No	22				
Monthly Period	Sep 2023				
Interest Period	from	14.08.2023	to	14.09.2023	= 31 days
Collection Period	from	01.08.2023	to	31.08.2023	

**Delinquency Data and Ratios**

Collection Period	Outstanding EOP	Days past due				not delinquent	Days past due			
		1-30	31-60	61-90	>90		1-30	31-60	61-90	>90
1	1.499.999.993,14 €	0,00 €	0,00 €	0,00 €	0,00 €	100,00%	0,00%	0,00%	0,00%	0,00%
2	1.499.999.987,15 €	3.093.997,92 €	473.721,34 €	25.764,03 €	133.791,66 €	99,75%	0,21%	0,03%	0,00%	0,01%
3	1.499.999.985,98 €	5.002.652,16 €	2.128.186,78 €	532.500,42 €	59.335,79 €	99,49%	0,33%	0,14%	0,04%	0,00%
4	1.499.999.995,73 €	638.653,43 €	3.095.149,53 €	3.745.437,90 €	2.795.134,93 €	99,32%	0,04%	0,21%	0,25%	0,19%
5	1.499.999.998,69 €	3.235.364,58 €	4.134.580,93 €	3.063.513,26 €	2.500.790,83 €	99,14%	0,22%	0,28%	0,20%	0,17%
6	1.499.999.992,23 €	933.171,22 €	7.396.351,01 €	3.430.276,31 €	3.999.130,36 €	98,95%	0,06%	0,49%	0,23%	0,27%
7	1.499.999.992,54 €	3.796.457,98 €	5.109.633,29 €	3.841.574,92 €	4.796.991,73 €	98,83%	0,25%	0,34%	0,26%	0,32%
8	1.499.999.979,11 €	1.536.147,57 €	4.386.980,50 €	5.662.736,04 €	7.260.818,77 €	98,74%	0,10%	0,29%	0,38%	0,48%
9	1.499.999.999,19 €	4.122.467,51 €	2.049.128,04 €	4.984.234,60 €	8.029.562,24 €	98,72%	0,27%	0,14%	0,33%	0,54%
10	1.499.999.987,23 €	4.661.486,04 €	5.464.321,07 €	4.703.791,17 €	5.415.418,22 €	98,65%	0,31%	0,36%	0,31%	0,36%
11	1.499.999.983,58 €	1.680.382,43 €	4.649.146,31 €	5.271.569,71 €	7.457.862,16 €	98,73%	0,11%	0,31%	0,35%	0,50%
12	1.499.999.995,55 €	5.344.867,49 €	1.652.849,12 €	4.448.420,55 €	7.820.068,21 €	98,72%	0,36%	0,11%	0,30%	0,52%
13	1.499.999.988,13 €	1.955.755,05 €	5.201.897,61 €	5.333.675,09 €	8.503.803,33 €	98,60%	0,13%	0,35%	0,36%	0,57%
14	1.448.430.826,05 €	4.982.329,04 €	2.287.991,79 €	6.118.204,11 €	8.565.807,13 €	98,48%	0,34%	0,16%	0,42%	0,59%
15	1.408.138.828,08 €	5.972.313,13 €	5.888.409,68 €	1.737.522,12 €	9.888.679,44 €	98,33%	0,42%	0,42%	0,12%	0,70%
16	1.357.977.306,98 €	2.674.498,62 €	5.692.945,42 €	5.170.688,72 €	6.656.001,53 €	98,29%	0,20%	0,42%	0,38%	0,71%
17	1.311.498.086,61 €	5.343.071,01 €	6.558.294,68 €	5.185.831,44 €	6.320.068,25 €	98,22%	0,41%	0,50%	0,40%	0,48%
18	1.263.657.178,09 €	1.750.949,88 €	8.528.512,19 €	5.117.877,71 €	5.085.544,22 €	98,38%	0,14%	0,67%	0,41%	0,40%
19	1.224.289.047,19 €	5.527.606,69 €	5.418.645,99 €	5.026.185,52 €	7.083.757,76 €	98,12%	0,45%	0,44%	0,41%	0,58%
20	1.182.859.822,29 €	2.192.893,26 €	5.195.602,82 €	5.026.481,74 €	8.932.406,37 €	98,20%	0,19%	0,44%	0,42%	0,76%
21	1.141.056.211,34 €	4.842.434,14 €	2.121.939,71 €	5.511.311,72 €	7.772.082,44 €	98,23%	0,42%	0,19%	0,48%	0,68%
22	1.100.935.602,54 €	2.768.382,93 €	5.548.537,86 €	4.943.579,22 €	8.245.554,83 €	98,05%	0,25%	0,50%	0,45%	0,75%
23										
24										
25										
26										
27										
28										
29										
30										
31										
32										
33										
34										
35										
36										
37										
38										
39										
40										
41										
42										
43										
44										
45										
46										
47										
48										
49										
50										
51										
52										
53										
54										
55										
56										
57										
58										
59										
60										
61										
62										
63										
64										
65										
66										
67										
68										
69										
70										
71										
72										
73										
74										
75										
76										
77										
78										
79										
80										

**SC Germany Consumer 2021-1  
Monthly Investor Report**

**3.2 Default Data**



Calculation Date	12.09.2023				
Payment Date	14.09.2023				
Period No	22				
Monthly Period	Sep 2023				
Interest Period from	14.08.2023	to	14.09.2023	=	31 days
Collection Period from	01.08.2023	to	31.08.2023		

**Default Data and Ratios**

	Amount	Number of Loans
<b>Current Default</b>		
Current Period Gross Default	2.947.231,49 €	
Current Period Recoveries	188.633,92 €	
Current Period Net Default	2.758.597,57 €	
New Number of Defaulted Contracts		257
<b>Cumulative Default</b>		
Cumulative Gross Default	58.090.511,53 €	
Cumulative Recoveries	1.767.718,24 €	
Cumulative Net Losses	56.322.793,29 €	
Total Number of Defaulted Contracts		3.839

**Principal Deficiency Ledgers**

<b>Class A PDL Sub-Ledger</b>		
Class A PDL BoP	- €	
Class A Amount debited to the PDL	- €	
Class A Amount credited to the PDL	- €	
Class A PDL EoP	- €	
<b>Class B PDL Sub-Ledger</b>		
Class B PDL BoP	- €	
Class B Amount debited to the PDL	- €	
Class B Amount credited to the PDL	- €	
Class B PDL EoP	- €	
<b>Class C PDL Sub-Ledger</b>		
Class C PDL BoP	- €	
Class C Amount debited to the PDL	- €	
Class C Amount credited to the PDL	- €	
Class C PDL EoP	- €	
<b>Class D PDL Sub-Ledger</b>		
Class D PDL BoP	- €	
Class D Amount debited to the PDL	- €	
Class D Amount credited to the PDL	- €	
Class D PDL EoP	- €	
<b>Class E PDL Sub-Ledger</b>		
Class E PDL BoP	- €	
Class E Amount debited to the PDL	- €	
Class E Amount credited to the PDL	- €	
Class E PDL EoP	- €	
<b>Class F PDL Sub-Ledger</b>		
Class F PDL BoP	- €	
Class F Amount debited to the PDL	- €	
Class F Amount credited to the PDL	- €	
Class F PDL EoP	- €	
<b>Class G PDL Sub-Ledger</b>		
Class G PDL BoP	- €	
Class G Amount debited to the PDL	2.947.231,49 €	
Class G Amount credited to the PDL	2.947.231,49 €	
Class G PDL EoP	- €	

SC Germany Consumer 2021-1  
Monthly Investor Report

Calculation Date	12.09.2023	
Payment Date	14.09.2023	
Period No	22	
Monthly Period	Sep 2023	
Interest Period	from 14.08.2023	to 14.09.2023 = 31 days
Collection Period	from 01.08.2023	to 31.08.2023

3.3 Defaults & Recoveries per period



Default/Recovery Data and Ratios

3 Months Rolling Average Dynamic Net Loss Ratio % \* 0,26%

Collection Period	Number of defaulted contracts	Defaults in collection period	cumulated Defaults since cut-off	cumulated amount of purchased receivables	Cumulated Default Ratio %	Recoveries in collection period	cumulated Recoveries since cut-off	cumulated net losses	cumulative net loss ratio %	Dynamic Net Loss Ratio
1	0	0,00 €	0,00 €	1.530.923.926,89 €	0,00%	0,00 €	0,00 €	0,00 €	0,00%	n/a
2	0	0,00 €	0,00 €	1.573.064.644,30 €	0,00%	0,00 €	0,00 €	0,00 €	0,00%	0,00%
3	4	46.022,55 €	46.022,55 €	1.639.852.343,62 €	0,00%	-115,04 €	-115,04 €	46.137,59 €	0,00%	0,00%
4	49	798.889,37 €	844.911,92 €	1.703.252.261,20 €	0,05%	-427,84 €	-542,88 €	845.454,80 €	0,05%	0,05%
5	114	942.733,47 €	1.787.645,39 €	1.769.613.996,04 €	0,10%	-2.610,54 €	-3.153,42 €	1.790.798,81 €	0,10%	0,06%
6	281	2.476.697,01 €	4.264.342,40 €	1.834.804.034,70 €	0,23%	-3.716,66 €	-6.870,08 €	4.271.212,48 €	0,23%	0,17%
7	450	2.769.354,19 €	7.033.696,59 €	1.904.318.095,30 €	0,37%	-282,43 €	-7.152,51 €	7.040.849,10 €	0,37%	0,18%
8	620	2.339.166,89 €	9.372.863,48 €	1.968.254.549,17 €	0,48%	31.600,55 €	24.448,04 €	9.348.415,44 €	0,47%	0,15%
9	857	3.512.656,23 €	12.885.519,71 €	2.030.294.501,03 €	0,63%	54.215,36 €	78.663,42 €	12.806.856,29 €	0,63%	0,23%
10	1135	4.005.510,70 €	16.891.030,41 €	2.091.167.323,36 €	0,81%	44.602,91 €	123.266,33 €	16.767.764,08 €	0,80%	0,26%
11	1384	3.472.587,05 €	20.363.617,46 €	2.147.600.572,68 €	0,95%	53.112,10 €	176.378,43 €	20.187.239,03 €	0,94%	0,23%
12	1618	3.202.444,37 €	23.566.061,83 €	2.199.852.201,99 €	1,07%	57.580,25 €	233.958,68 €	23.332.103,15 €	1,06%	0,21%
13	1884	3.348.720,23 €	26.914.782,06 €	2.199.852.201,99 €	1,22%	116.940,70 €	350.899,38 €	26.563.882,68 €	1,21%	0,22%
14	2106	2.551.115,76 €	29.465.897,82 €	2.199.852.201,99 €	1,34%	107.420,03 €	458.319,41 €	29.007.578,41 €	1,32%	0,16%
15	2361	3.576.495,51 €	33.042.393,33 €	2.199.852.201,99 €	1,50%	125.351,28 €	583.670,69 €	32.458.722,64 €	1,48%	0,24%
16	2626	3.620.315,08 €	36.662.708,41 €	2.199.852.201,99 €	1,67%	148.305,12 €	731.975,81 €	35.930.732,60 €	1,63%	0,25%
17	2922	4.739.814,73 €	41.402.523,14 €	2.199.852.201,99 €	1,88%	161.562,97 €	893.538,78 €	40.508.984,36 €	1,84%	0,34%
18	3114	2.601.135,99 €	44.003.659,13 €	2.199.852.201,99 €	2,00%	183.618,21 €	1.077.156,99 €	42.926.502,14 €	1,95%	0,18%
19	3294	4.125.454,55 €	48.129.113,68 €	2.199.852.201,99 €	2,19%	123.736,46 €	1.200.893,45 €	46.928.220,23 €	2,13%	0,32%
20	3462	3.916.813,43 €	52.045.927,11 €	2.199.852.201,99 €	2,37%	195.382,00 €	1.396.275,45 €	50.649.651,66 €	2,30%	0,30%
21	3582	3.097.352,93 €	55.143.280,04 €	2.199.852.201,99 €	2,51%	182.808,87 €	1.579.084,32 €	53.564.195,72 €	2,43%	0,25%
22	3839	2.947.231,49 €	58.090.511,53 €	2.199.852.201,99 €	2,64%	188.633,92 €	1.767.718,24 €	56.322.793,29 €	2,56%	0,24%
23										
24										
25										
26										
27										
28										
29										
30										
31										
32										
33										
34										
35										
36										
37										
38										
39										
40										
41										
42										
43										
44										
45										
46										
47										
48										
49										
50										
51										
52										
53										
54										
55										
56										
57										
58										
59										
60										
61										
62										
63										
64										
65										
66										
67										
68										
69										
70										
71										
72										
73										
74										
75										
76										
77										
78										
79										
80										

\* trigger applies for the first 24 Payment Dates following the end of the Replenishment Period



**SC Germany Consumer 2021-1  
Monthly Investor Report**

**4. Concentration Limits**



Calculation Date	12.09.2023			
Payment Date	14.09.2023			
Period No	22			
Monthly Period	Sep 2023			
Interest Period from	14.08.2023	to	14.09.2023	= 31 days
Collection Period from	01.08.2023	to	31.08.2023	

**Current Transaction Status**

**Amortising**

Portfolio Concentrations	Minimum-Trigger	Maximum-Trigger	Current Value	Trigger Breach
Average Yield (applicable for Total Portfolio)	5,30%	-	-	no
Borrower Exposure (applicable for Total Portfolio)	-	200.000,00 €	-	no
WA Remaining Term		85,00	-	no
		Maximum-Trigger	Current Value	Trigger Breach
<b>Purchase Shortfall Event</b>				no
Period before previous period		150.000.000,00 €		
Previous period		150.000.000,00 €		
Current period		150.000.000,00 €		
<b>Termination/Service Termination Event</b>				no
<b>Event of Default / Termination Event, as defined in the Interest Rate Swap</b>				no
<b>Sequential Payment Trigger Event</b>				no
Cumulative Net Loss Ratio				
- until (and including) the Payment Date in Nov 2022		1,50%		no
- from the Payment Date in Dec 2022 until (and including) the Payment Date in Nov 2023		2,75%	2,56%	no
- from the Payment Date in Dec 2023 until (and including) the Payment Date in Nov 2024		3,50%		no
- from the Payment Date in Dec 2024 onwards		4,25%		no
Debit balance PDL		7.500.000,00 €	- €	no
Aggregate Outstanding Portfolio Principal Amount is lower than 10 per cent of the Aggregate Outstanding Portfolio Principal Amount	10%		70,83%	no
Three Months Rolling Average Dynamic Net Loss Ratio *		0,40%	0,26%	no
Tax Call Redemption date				no
Regulatory Change Event Redemption Date				no
Termination Event or Service Termination Event				no
<b>Early Amortisation Event</b>				
Cumulative Net Loss Ratio				
- prior to 31 October 2022		1,50%	-	no
Purchase Shortfall Event				no
Termination Event or Service Termination Event				no
Event of Default / Termination Event, as defined in the Interest Rate Swap				no
Any debit of class G after application of funds in current period		- €	- €	no

\* trigger applies for the first 24 Payment Dates following the end of the Replenishment Period

**SC Germany Consumer 2021-1**  
**Monthly Investor Report**

Calculation Date	12.09.2023				
Payment Date	14.09.2023				
Period No	22				
Monthly Period	Sep 2023				
Interest Period from	14.08.2023	to	14.09.2023	=	31 days
Collection Period from	01.08.2023	to	31.08.2023		

**5. Outstanding Notes**



1. Note Balance	All notes	Class A	Class B	Class C	Class D	Class E	Class F	Class G
<b>General Note Information</b>								
ISIN Code		XS2398387071	XS2398387741	XS2398388129	XS2398388632	XS2398388715	XS2398389010	XS2398389440
Currency		EUR	EUR	EUR	EUR	EUR	EUR	EUR
Initial Tranching	in %	79,50%	4,00%	6,50%	5,00%	2,50%	2,20%	0,30%
Legal Maturity		Nov 2035	Nov 2035	Nov 2035	Nov 2035	Nov 2035	Nov 2035	Nov 2035
Expected Maturity		Nov 2026	Nov 2026	Nov 2026	Nov 2026	Nov 2026	Dez 2023	Nov 2026
Original Rating (Fitch / Moody's)		AAA (sf) / Aaa (sf)	AA (sf) / Aa1 (sf)	A (sf) / Aa3 (sf)	BBB (sf) / Baa3 (sf)	BBB- (sf) / Ba3 (sf)	BB+ (sf) / B2 (sf)	n.r. / n.r.
Current Rating (Fitch / Moody's)*		AAA (sf) / Aaa (sf)	AA+ (sf) / Aa1 (sf)	A (sf) / Aa3 (sf)	BBB (sf) / Baa3 (sf)	BBB- (sf) / Ba3 (sf)	BBB- (sf) / B2 (sf)	n.r. / n.r.
Initial Notes Aggregate Principal Outstanding Balance	1.500.000,000 €	1.192.500.000,00 €	60.000.000,00 €	97.500.000,00 €	75.000.000,00 €	37.500.000,00 €	33.000.000,00 €	4.500.000,00 €
Initial Nominal per Note		100.000,00 €	100.000,00 €	100.000,00 €	100.000,00 €	100.000,00 €	100.000,00 €	100.000,00 €
Initial Number of Notes per Class		11.925	600	975	750	375	330	45
<b>Current Note Information</b>								
Class Principal Outstanding Balance Beginning of Period	1.074.218.309,44 €	867.109.083,75 €	43.628.130,00 €	70.895.711,25 €	54.535.162,50 €	27.267.581,25 €	6.282.640,69 €	4.500.000,00 €
Replenishment	- €							
Amortisation	40.009.382,24 €							
Redemption per Class		31.364.538,75 €	1.578.090,00 €	2.564.396,25 €	1.972.612,50 €	986.306,25 €	1.543.438,49 €	- €
Redemption per Note		2.630,15 €	2.630,15 €	2.630,15 €	2.630,15 €	2.630,15 €	4.677,09 €	- €
Class Principal Outstanding Balance End of Period	1.034.208.927,20 €	835.744.545,00 €	42.050.040,00 €	68.331.315,00 €	52.562.550,00 €	26.281.275,00 €	4.739.202,20 €	4.500.000,00 €
Current Tranching		80,8%	4,1%	6,6%	5,1%	2,5%	0,5%	0,4%
Current Pool Factor	0,69	0,70	0,70	0,70	0,70	0,70	0,14	1,00
<b>2. Payments to Investors per Note</b>								
Interest Rate Basis: 1 M-Euribor / Fixed / Floating	3,621%	1mE+70bp	1mE+95bp	1mE+135bp	1mE+185bp	1mE+280bp	1mE+350bp	5,85%
DayCount Convention		act/360	act/360	act/360	act/360	act/360	act/360	act/360
Interest Days	31							
Principal Outstanding per Note Beginning of Period		72.713,55 €	72.713,55 €	72.713,55 €	72.713,55 €	72.713,55 €	19.038,31 €	100.000,00 €
Class F only: Accrued Target Amortisation Amounts							6.538,36 €	
> Principal Repayment per Note		2.630,15 €	2.630,15 €	2.630,15 €	2.630,15 €	2.630,15 €	4.677,09 €	- €
Principal Outstanding per Note End of Period		70.083,40 €	70.083,40 €	70.083,40 €	70.083,40 €	70.083,40 €	14.361,22 €	100.000,00 €
> Interest accrued for the period	-	3.226.428,00 €	171.726,00 €	303.478,50 €	256.920,00 €	150.768,75 €	38.524,20 €	89.212,50 €
Interest Payment		3.226.428,00 €	171.726,00 €	303.478,50 €	256.920,00 €	150.768,75 €	38.524,20 €	- €
Interest Payment per Note		270,56 €	286,21 €	311,26 €	342,56 €	402,05 €	116,74 €	- €
<b>3. Credit Enhancements</b>								
Initial total CE (Subordination, Reserve)		21,00%	17,00%	10,50%	5,50%	3,00%	0,80%	0,50%
Current CE		21,84%	17,88%	11,45%	6,50%	4,03%	3,58%	3,16%

\* Last rating action as of 23.09.2022

SC Germany Consumer 2021-1  
Monthly Investor Report

6. Original Principal Balance



Calculation Date	12.09.2023	
Payment Date	14.09.2023	
Period No	22	
Monthly Period	Sep 2023	
Interest Period	from 14.08.2023	to 14.09.2023 = 31 days
Collection Period	from 01.08.2023	to 31.08.2023

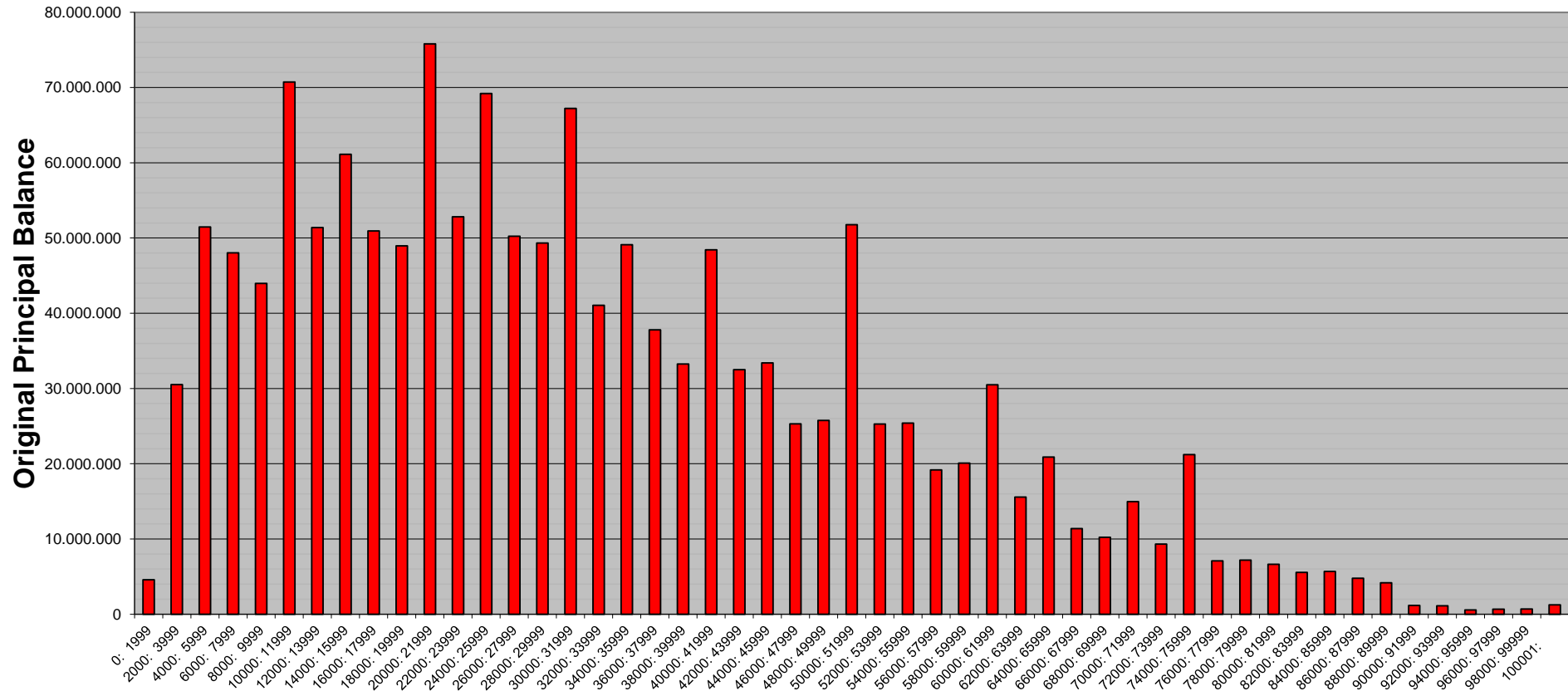
Original Principal Balance (Ranges in EUR)	Original Principal Balance in EUR	Percentage of Total Balance	Number of Loans	Percentage of Total Loans
0: 1999	4.578.035,12	0,31%	3.459	4,06%
2000: 3999	30.513.259,88	2,07%	10.692	12,55%
4000: 5999	51.457.344,01	3,49%	10.569	12,40%
6000: 7999	48.029.844,40	3,26%	7.058	8,28%
8000: 9999	43.955.608,32	2,98%	5.010	5,88%
10000: 11999	70.742.258,53	4,80%	6.664	7,82%
12000: 13999	51.384.940,88	3,48%	4.014	4,71%
14000: 15999	61.133.547,48	4,14%	4.089	4,80%
16000: 17999	50.932.417,86	3,45%	3.010	3,53%
18000: 19999	48.946.048,37	3,32%	2.596	3,05%
20000: 21999	75.793.730,78	5,14%	3.681	4,32%
22000: 23999	52.828.889,92	3,58%	2.307	2,71%
24000: 25999	69.198.564,76	4,69%	2.778	3,26%
26000: 27999	50.230.842,68	3,40%	1.867	2,19%
28000: 29999	49.327.013,01	3,34%	1.705	2,00%
30000: 31999	67.223.655,30	4,56%	2.197	2,58%
32000: 33999	41.045.903,48	2,78%	1.250	1,47%
34000: 35999	49.117.987,95	3,33%	1.406	1,65%
36000: 37999	37.799.866,71	2,56%	1.024	1,20%
38000: 39999	33.264.585,24	2,25%	856	1,00%
40000: 41999	48.431.631,20	3,28%	1.193	1,40%
42000: 43999	32.502.082,00	2,20%	758	0,89%
44000: 45999	33.403.396,60	2,26%	743	0,87%
46000: 47999	25.310.808,81	1,72%	539	0,63%
48000: 49999	25.749.232,03	1,75%	527	0,62%
50000: 51999	51.759.555,68	3,51%	1.027	1,21%
52000: 53999	25.268.904,19	1,71%	477	0,56%
54000: 55999	25.396.399,44	1,72%	462	0,54%
56000: 57999	19.192.490,67	1,30%	337	0,40%
58000: 59999	20.077.260,97	1,36%	341	0,40%
60000: 61999	30.497.694,93	2,07%	505	0,59%
62000: 63999	15.557.196,84	1,05%	247	0,29%
64000: 65999	20.891.701,42	1,42%	322	0,38%
66000: 67999	11.374.866,36	0,77%	170	0,20%
68000: 69999	10.216.826,08	0,69%	148	0,17%
70000: 71999	14.979.532,41	1,02%	212	0,25%
72000: 73999	9.335.720,84	0,63%	128	0,15%
74000: 75999	21.202.128,25	1,44%	283	0,33%
76000: 77999	7.080.315,47	0,48%	92	0,11%
78000: 79999	7.194.516,52	0,49%	91	0,11%
80000: 81999	6.628.213,34	0,45%	82	0,10%
82000: 83999	5.563.407,49	0,38%	67	0,08%
84000: 85999	5.694.609,22	0,39%	67	0,08%
86000: 87999	4.782.901,08	0,32%	55	0,06%
88000: 89999	4.178.435,01	0,28%	47	0,06%
90000: 91999	1.182.212,45	0,08%	13	0,02%
92000: 93999	1.120.070,64	0,08%	12	0,01%
94000: 95999	569.262,37	0,04%	6	0,01%
96000: 97999	679.212,47	0,05%	7	0,01%
98000: 99999	697.356,96	0,05%	7	0,01%
100001:	1.241.470,45	0,08%	11	0,01%
<b>Total</b>	<b>1.475.263.756,87</b>	<b>100,00%</b>	<b>85.208</b>	<b>100,00%</b>

Statistics in EUR	
Average Amount	17.313,68

**SC Germany Consumer 2021-1  
Monthly Investor Report**

**6.1 Original PB (Graph)**

Calculation Date	12.09.2023		
Payment Date	14.09.2023		
Period No	22		
Monthly Period	Sep 2023		
Interest Period	from	14.08.2023	to 14.09.2023 = 31 days
Collection Period	from	01.08.2023	to 31.08.2023



**SC Germany Consumer 2021-1  
Monthly Investor Report**

**7. Current Principal Balance**



Calculation Date	12.09.2023			
Payment Date	14.09.2023			
Period No	22			
Monthly Period	Sep 2023			
Interest Period	from	14.08.2023	to	14.09.2023 = 31 days
Collection Period	from	01.08.2023	to	31.08.2023

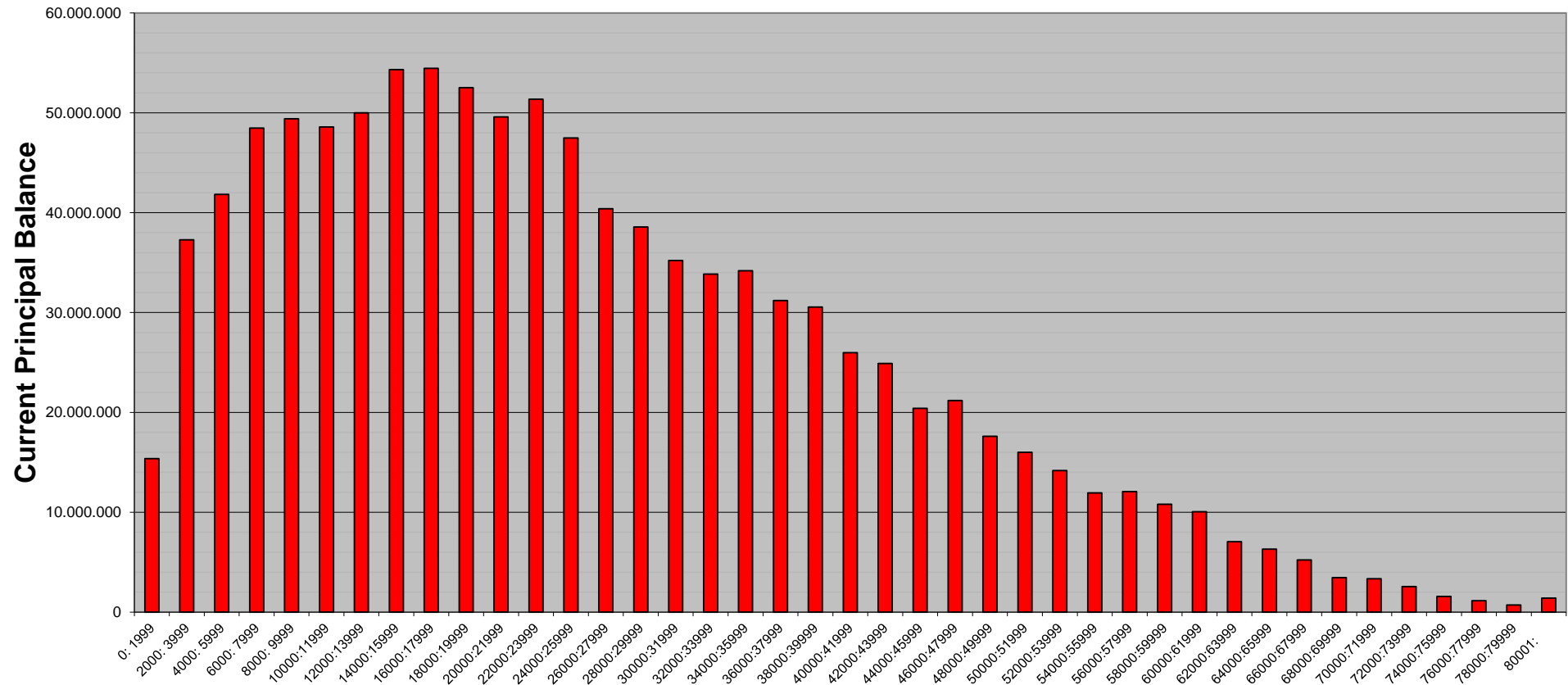
Current Principal Balance (Ranges in EUR)	Current Principal Balance in EUR	Percentage of Total Balance	Number of Loans	Percentage of Total Loans
0: 1999	15.367.692,84	1,45%	15.314	17,97%
2000: 3999	37.274.080,71	3,51%	12.682	14,88%
4000: 5999	41.831.022,19	3,94%	8.470	9,94%
6000: 7999	48.461.628,09	4,56%	6.945	8,15%
8000: 9999	49.406.514,32	4,65%	5.512	6,47%
10000:11999	48.574.610,62	4,57%	4.423	5,19%
12000:13999	49.989.519,95	4,71%	3.849	4,52%
14000:15999	54.313.793,91	5,11%	3.625	4,25%
16000:17999	54.449.209,05	5,12%	3.207	3,76%
18000:19999	52.521.588,43	4,94%	2.768	3,25%
20000:21999	49.580.461,46	4,67%	2.364	2,77%
22000:23999	51.353.328,07	4,83%	2.235	2,62%
24000:25999	47.470.939,68	4,47%	1.901	2,23%
26000:27999	40.402.358,40	3,80%	1.496	1,76%
28000:29999	38.565.804,67	3,63%	1.331	1,56%
30000:31999	35.206.849,27	3,31%	1.137	1,33%
32000:33999	33.839.997,10	3,19%	1.026	1,20%
34000:35999	34.189.724,46	3,22%	977	1,15%
36000:37999	31.209.294,95	2,94%	844	0,99%
38000:39999	30.547.813,92	2,88%	784	0,92%
40000:41999	25.989.216,29	2,45%	634	0,74%
42000:43999	24.907.776,09	2,34%	580	0,68%
44000:45999	20.410.562,82	1,92%	454	0,53%
46000:47999	21.195.430,92	1,99%	451	0,53%
48000:49999	17.613.719,23	1,66%	360	0,42%
50000:51999	16.011.171,28	1,51%	314	0,37%
52000:53999	14.178.017,91	1,33%	268	0,31%
54000:55999	11.936.536,99	1,12%	217	0,25%
56000:57999	12.071.758,99	1,14%	212	0,25%
58000:59999	10.802.122,56	1,02%	183	0,21%
60000:61999	10.049.896,48	0,95%	165	0,19%
62000:63999	7.051.039,54	0,66%	112	0,13%
64000:65999	6.305.778,35	0,59%	97	0,11%
66000:67999	5.218.471,25	0,49%	78	0,09%
68000:69999	3.453.150,95	0,33%	50	0,06%
70000:71999	3.336.536,46	0,31%	47	0,06%
72000:73999	2.553.906,98	0,24%	35	0,04%
74000:75999	1.567.938,76	0,15%	21	0,02%
76000:77999	1.151.579,26	0,11%	15	0,02%
78000:79999	709.703,05	0,07%	9	0,01%
80001:	1.399.071,14	0,13%	16	0,02%
<b>Total</b>	<b>1.062.469.617,39</b>	<b>100,00%</b>	<b>85.208</b>	<b>100,00%</b>

Statistics	in EUR
Average Amount	12.469,13

**SC Germany Consumer 2021-1  
Monthly Investor Report**

**7.1 Current PB (Graph)**

Calculation Date	12.09.2023		
Payment Date	14.09.2023		
Period No	22		
Monthly Period	Sep 2023		
Interest Period	from	14.08.2023	to 14.09.2023 = 31 days
Collection Period	from	01.08.2023	to 31.08.2023



**SC Germany Consumer 2021-1  
Monthly Investor Report**

**8. Borrower Concentration**



Calculation Date	12.09.2023	
Payment Date	14.09.2023	
Period No	22	
Monthly Period	Sep 2023	
Interest Period	from 14.08.2023	to 14.09.2023 = 31 days
Collection Period	from 01.08.2023	to 31.08.2023

No	Current Principal Balance in EUR	Percentage of Total Balance	Number of Loans
1	107.300,60	0,0101%	1
2	100.287,41	0,0094%	1
3	97.080,90	0,0091%	1
4	90.741,60	0,0085%	2
5	90.370,68	0,0085%	1
6	89.949,90	0,0085%	1
7	89.105,28	0,0084%	2
8	87.397,84	0,0082%	1
9	86.238,77	0,0081%	1
10	84.984,29	0,0080%	1
11	84.142,22	0,0079%	2
12	82.269,92	0,0077%	1
13	81.660,50	0,0077%	1
14	81.297,49	0,0077%	1
15	81.091,56	0,0076%	1
16	80.636,98	0,0076%	1
17	80.396,85	0,0076%	1
18	80.395,34	0,0076%	1
19	79.479,98	0,0075%	1
20	79.461,35	0,0075%	1
21	79.387,42	0,0075%	1
22	79.027,45	0,0074%	1
23	79.020,15	0,0074%	1
24	78.690,06	0,0074%	1
25	78.400,69	0,0074%	1
	<b>2.128.815,23</b>	<b>0,2004%</b>	<b>28</b>

**SC Germany Consumer 2021-1  
Monthly Investor Report**

**9. Geographical Distribution**



Calculation Date			12.09.2023		
Payment Date			14.09.2023		
Period No			22		
Monthly Period			Sep 2023		
Interest Period	from	14.08.2023	to	14.09.2023	= 31 days
Collection Period	from	01.08.2023	to	31.08.2023	

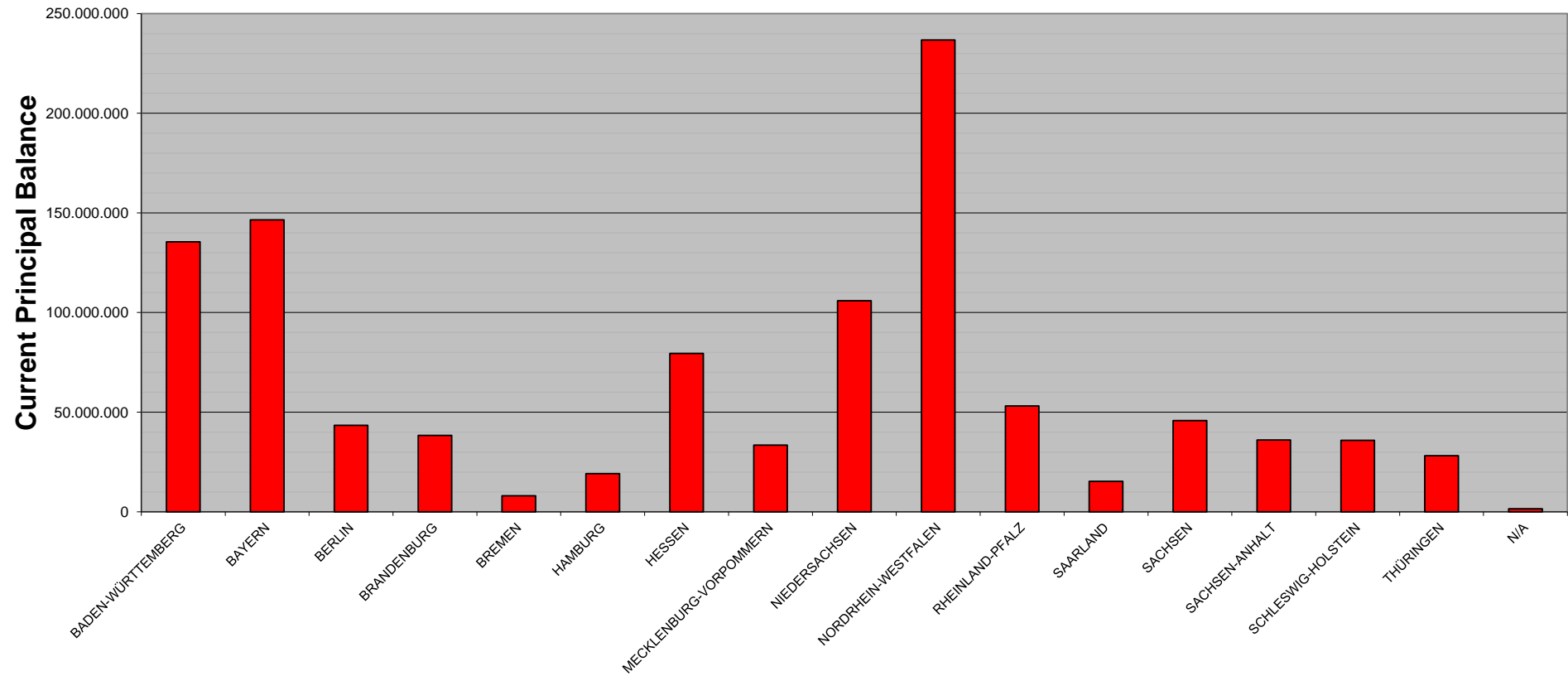
<i>State</i>	<i>Current Principal Balance in EUR</i>	<i>Percentage of Total Balance</i>	<i>Number of Loans</i>	<i>Percentage of Total Loans</i>
BADEN-WÜRTTEMBERG	135.485.529,34	12,75%	10.307	12,10%
BAYERN	146.528.206,95	13,79%	11.419	13,40%
BERLIN	43.423.929,96	4,09%	3.512	4,12%
BRANDENBURG	38.320.075,73	3,61%	3.277	3,85%
BREMEN	8.078.455,13	0,76%	669	0,79%
HAMBURG	19.176.038,75	1,80%	1.606	1,88%
HESSEN	79.518.058,32	7,48%	6.060	7,11%
MECKLENBURG-VORPOMMERN	33.509.585,69	3,15%	2.635	3,09%
NIEDERSACHSEN	105.899.809,41	9,97%	8.716	10,23%
NORDRHEIN-WESTFALEN	236.737.767,86	22,28%	18.750	22,00%
RHEINLAND-PFALZ	53.111.926,66	5,00%	4.350	5,11%
SAARLAND	15.300.775,16	1,44%	1.172	1,38%
SACHSEN	45.780.146,32	4,31%	3.902	4,58%
SACHSEN-ANHALT	36.031.805,51	3,39%	3.139	3,68%
SCHLESWIG-HOLSTEIN	35.822.387,83	3,37%	3.030	3,56%
THÜRINGEN	28.177.251,38	2,65%	2.570	3,02%
N/A	1.567.867,39	0,15%	94	0,11%
<b>Total</b>	<b>1.062.469.617,39</b>	<b>100,00%</b>	<b>85.208</b>	<b>100,00%</b>



**SC Germany Consumer 2021-1  
Monthly Investor Report**

**9.1 Geographical Distribution (Graph)**

Calculation Date	12.09.2023	
Payment Date	14.09.2023	
Period No	22	
Monthly Period	Sep 2023	
Interest Period	from 14.08.2023	to 14.09.2023 = 31 days
Collection Period	from 01.08.2023	to 31.08.2023



**SC Germany Consumer 2021-1  
Monthly Investor Report**

**10. Collateral**



Calculation Date		12.09.2023			
Payment Date		14.09.2023			
Period No		22			
Monthly Period		Sep 2023			
Interest Period	from	14.08.2023	to	14.09.2023	= 31 days
Collection Period	from	01.08.2023	to	31.08.2023	

<i>Collateral</i>	<i>Current Principal Balance in EUR</i>	<i>Percentage of Total Balance</i>	<i>Number of Loans</i>	<i>Percentage of Total Loans</i>
secured	49.311.683,34	4,64%	1.820	2,14%
unsecured	1.013.157.934,05	95,36%	83.388	97,86%
<b>Total</b>	<b>1.062.469.617,39</b>	<b>100,00%</b>	<b>85.208</b>	<b>100,00%</b>

**SC Germany Consumer 2021-1  
Monthly Investor Report**

**11. Insurances**



Calculation Date			12.09.2023		
Payment Date			14.09.2023		
Period No			22		
Monthly Period			Sep 2023		
Interest Period	from	14.08.2023	to	14.09.2023	= 31 days
Collection Period	from	01.08.2023	to	31.08.2023	

<i>Payment Protection Insurance</i>	<i>Current Principal Balance in EUR</i>	<i>Percentage of Total Balance</i>	<i>Number of Loans</i>	<i>Percentage of Total Loans</i>
No	459.363.290,29	43,24%	42.779	50,21%
Yes	603.106.327,10	56,76%	42.429	49,79%
<b>Total</b>	<b>1.062.469.617,39</b>	<b>100,00%</b>	<b>85.208</b>	<b>100,00%</b>

**SC Germany Consumer 2021-1  
Monthly Investor Report**

**12. Payment Methods**



Calculation Date			12.09.2023		
Payment Date			14.09.2023		
Period No			22		
Monthly Period			Sep 2023		
Interest Period	from	14.08.2023	to	14.09.2023	= 31 days
Collection Period	from	01.08.2023	to	31.08.2023	

<i>Payment Method</i>	<i>Current Principal Balance in EUR</i>	<i>Percentage of Total Balance</i>	<i>Number of Loans</i>	<i>Percentage of Total Loans</i>
Direct Debit	1.026.704.527,43	96,63%	82.332	96,62%
Other	35.765.089,96	3,37%	2.876	3,38%
<b>Total</b>	<b>1.062.469.617,39</b>	<b>100,00%</b>	<b>85.208</b>	<b>100,00%</b>

<i>Cycle of Payment</i>	<i>Current Principal Balance in EUR</i>	<i>Percentage of Total Balance</i>	<i>Number of Loans</i>	<i>Percentage of Total Loans</i>
15th of month	262.424.790,61	24,70%	20.797	24,41%
1st of month	800.044.826,78	75,30%	64.411	75,59%
<b>Total</b>	<b>1.062.469.617,39</b>	<b>100,00%</b>	<b>85.208</b>	<b>100,00%</b>

**SC Germany Consumer 2021-1  
Monthly Investor Report**

**13. Effective Interest Rate**



Calculation Date			12.09.2023		
Payment Date			14.09.2023		
Period No			22		
Monthly Period			Sep 2023		
Interest Period	from	14.08.2023	to	14.09.2023	= 31 days
Collection Period	from	01.08.2023	to	31.08.2023	

Yield Range *	Current Principal Balance in EUR	Percentage of Total Balance	Number of Loans	Percentage of Total Loans
0: 0	60.481,05	0,01%	3	0,00%
1: 1	18.563.130,74	1,75%	2.925	3,43%
2: 2	204.011.928,04	19,20%	22.654	26,59%
3: 3	141.395.549,37	13,31%	10.655	12,50%
4: 4	146.164.280,09	13,76%	10.476	12,29%
5: 5	146.510.487,31	13,79%	10.343	12,14%
6: 6	240.391.972,51	22,63%	14.949	17,54%
7: 7	121.433.527,61	11,43%	9.653	11,33%
8: 8	31.158.199,29	2,93%	2.421	2,84%
9: 9	9.590.845,39	0,90%	792	0,93%
10:10	1.734.283,71	0,16%	191	0,22%
11:11	1.153.621,18	0,11%	106	0,12%
12:12	266.407,13	0,03%	33	0,04%
13:13	34.903,97	0,00%	7	0,01%
<b>Total</b>	<b>1.062.469.617,39</b>	<b>100,00%</b>	<b>85.208</b>	<b>100,00%</b>

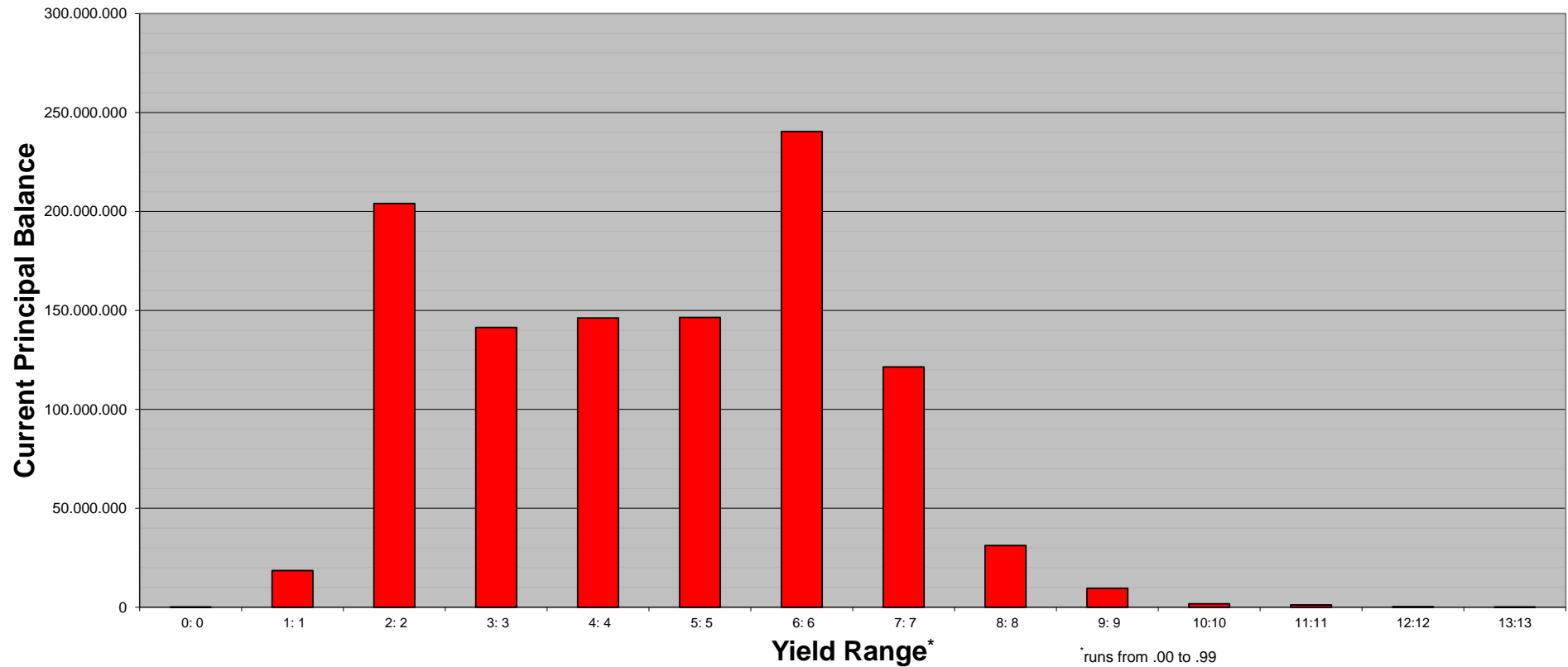
Statistics		in %
WA Interest		5,37%

\* runs from .00 to .99

**SC Germany Consumer 2021-1  
Monthly Investor Report**

**13.1 Effective Interest Rate (Graph)**

Calculation Date	12.09.2023	
Payment Date	14.09.2023	
Period No	22	
Monthly Period	Sep 2023	
Interest Period	from 14.08.2023	to 14.09.2023 = 31 days
Collection Period	from 01.08.2023	to 31.08.2023



**SC Germany Consumer 2021-1  
Monthly Investor Report**

**14. Seasoning**



Calculation Date	12.09.2023	
Payment Date	14.09.2023	
Period No	22	
Monthly Period	Sep 2023	
Interest Period	from 14.08.2023	to 14.09.2023 = 31 days
Collection Period	from 01.08.2023	to 31.08.2023

Seasoning in Months	Current Principal Balance in EUR	Percentage of Total Balance	Number of Loans	Percentage of Total Loans
9:11	312.483,14	0,03%	24	0,03%
12:14	33.016.093,39	3,11%	2.350	2,76%
15:17	83.783.681,03	7,89%	5.525	6,48%
18:20	108.738.065,58	10,23%	8.237	9,67%
21:23	169.441.502,31	15,95%	14.733	17,29%
24:26	292.817.478,07	27,56%	23.450	27,52%
27:29	182.717.867,24	17,20%	14.100	16,55%
30:32	101.219.152,96	9,53%	8.193	9,62%
33:35	67.578.734,97	6,36%	6.269	7,36%
36:38	12.527.679,71	1,18%	1.104	1,30%
39:41	2.886.613,02	0,27%	321	0,38%
42:44	2.873.219,89	0,27%	334	0,39%
45:47	2.596.059,45	0,24%	282	0,33%
48:50	281.116,17	0,03%	40	0,05%
51:53	489.437,27	0,05%	57	0,07%
54:56	621.844,74	0,06%	69	0,08%
57:59	293.733,80	0,03%	52	0,06%
60:62	70.134,63	0,01%	16	0,02%
63:65	47.817,36	0,00%	11	0,01%
66:68	43.666,24	0,00%	10	0,01%
69:71	38.064,53	0,00%	6	0,01%
72:74	21.015,44	0,00%	6	0,01%
75:77	25.104,87	0,00%	7	0,01%
78:80	13.796,42	0,00%	4	0,00%
81:	15.255,16	0,00%	8	0,01%
<b>Total</b>	<b>1.062.469.617,39</b>	<b>100,00%</b>	<b>85.208</b>	<b>100,00%</b>

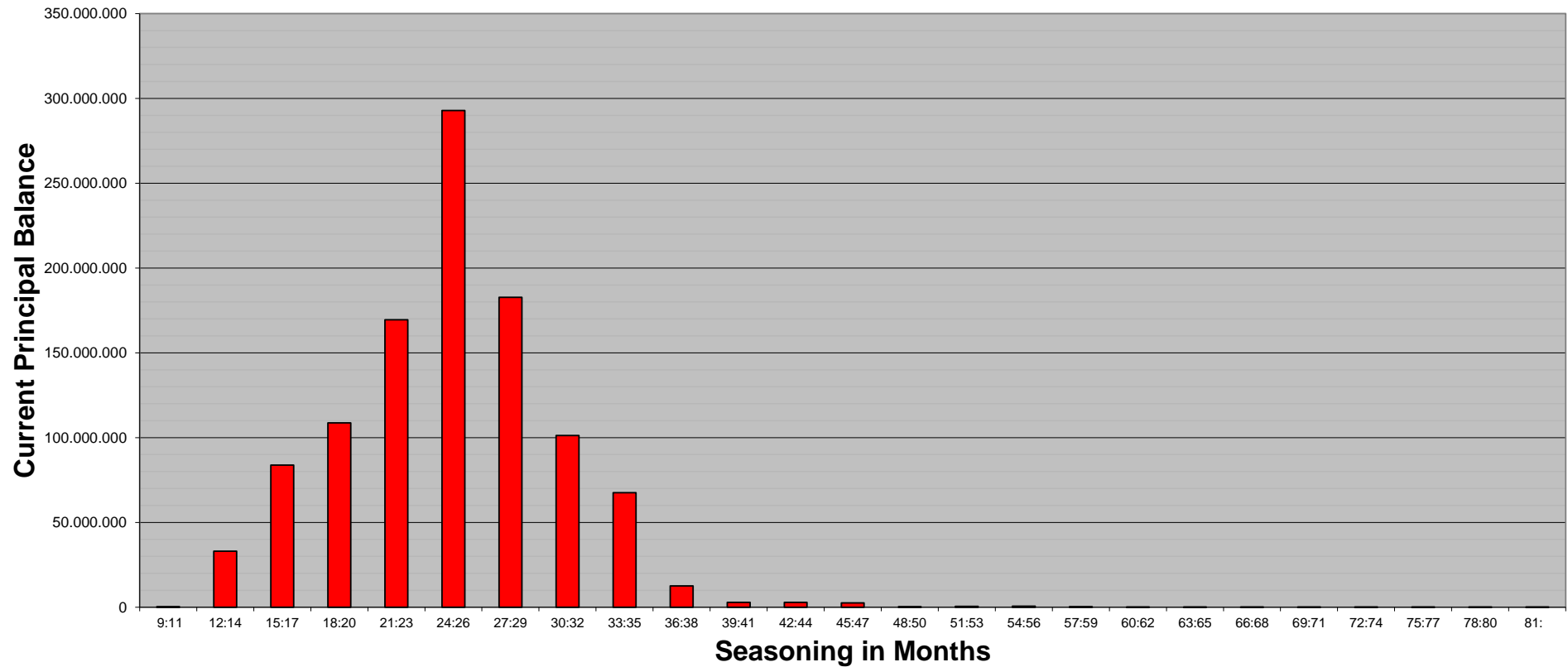
**Statistics**

WA Seasoning	24,79
--------------	-------

**SC Germany Consumer 2021-1  
Monthly Investor Report**

**14.1 Seasoning (Graph)**

Calculation Date	12.09.2023		
Payment Date	14.09.2023		
Period No	22		
Monthly Period	Sep 2023		
Interest Period	from	14.08.2023	to 14.09.2023 = 31 days
Collection Period	from	01.08.2023	to 31.08.2023





**SC Germany Consumer 2021-1  
Monthly Investor Report**

**15. Remaining Term**



Calculation Date	12.09.2023	
Payment Date	14.09.2023	
Period No	22	
Monthly Period	Sep 2023	
Interest Period	from 14.08.2023	to 14.09.2023 = 31 days
Collection Period	from 01.08.2023	to 31.08.2023

<i>Remaining Term in Months</i>	<i>Current Principal Balance in EUR</i>	<i>Percentage of Total Balance</i>	<i>Number of Loans</i>	<i>Percentage of Total Loans</i>
0: 6	2.033.154,03	0,19%	4.165	4,89%
7: 13	8.974.982,56	0,84%	5.132	6,02%
14: 20	14.595.375,86	1,37%	4.955	5,82%
21: 27	25.143.567,08	2,37%	5.941	6,97%
28: 34	32.829.948,61	3,09%	5.226	6,13%
35: 41	43.855.746,34	4,13%	5.868	6,89%
42: 48	47.470.843,52	4,47%	4.588	5,38%
49: 55	71.929.809,13	6,77%	6.188	7,26%
56: 62	119.003.800,35	11,20%	8.978	10,54%
63: 69	189.466.005,61	17,83%	10.794	12,67%
70: 76	328.771.228,45	30,94%	15.660	18,38%
77: 83	154.805.284,78	14,57%	6.735	7,90%
84: 90	23.143.414,96	2,18%	963	1,13%
91: 97	340.172,78	0,03%	11	0,01%
98:104	73.718,84	0,01%	3	0,00%
105:108	32.564,49	0,00%	1	0,00%
<b>Total</b>	<b>1.062.469.617,39</b>	<b>100,00%</b>	<b>85.208</b>	<b>100,00%</b>

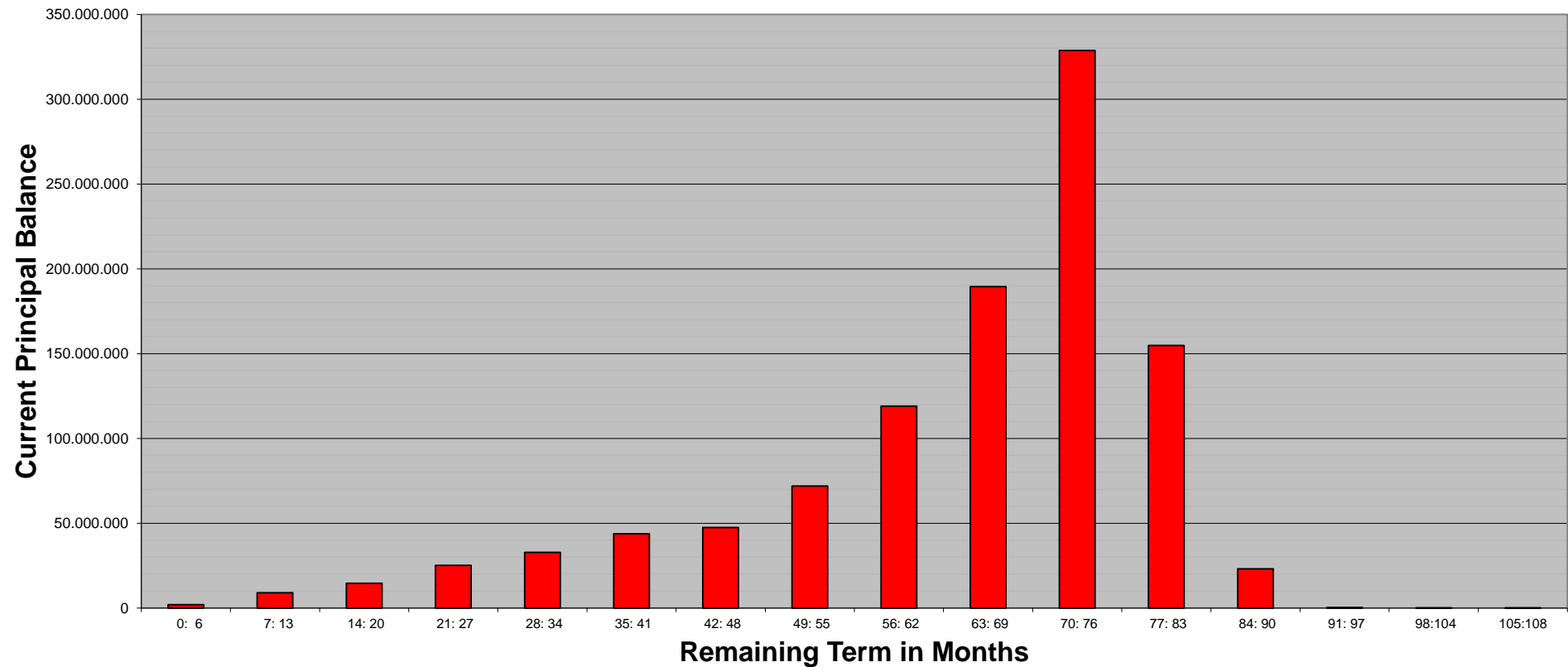
**Statistics**

WA Remaining Term	63,52
-------------------	-------

**SC Germany Consumer 2021-1  
Monthly Investor Report**

**15.1 Remaining Term (Graph)**

Calculation Date	12.09.2023	
Payment Date	14.09.2023	
Period No	22	
Monthly Period	Sep 2023	
Interest Period	from 14.08.2023	to 14.09.2023 = 31 days
Collection Period	from 01.08.2023	to 31.08.2023



**SC Germany Consumer 2021-1  
Monthly Investor Report**

**16. Original Term**



Calculation Date	12.09.2023	
Payment Date	14.09.2023	
Period No	22	
Monthly Period	Sep 2023	
Interest Period	from 14.08.2023	to 14.09.2023 = 31 days
Collection Period	from 01.08.2023	to 31.08.2023

<i>Original Term in Months</i>	<i>Current Principal Balance in EUR</i>	<i>Percentage of Total Balance</i>	<i>Number of Loans</i>	<i>Percentage of Total Loans</i>
7: 20	26.043,46	0,00%	228	0,27%
21: 27	1.802.259,26	0,17%	3.094	3,63%
28: 34	1.325.117,09	0,12%	805	0,94%
35: 41	15.083.787,57	1,42%	7.739	9,08%
42: 48	5.275.394,67	0,50%	1.182	1,39%
49: 55	35.249.327,98	3,32%	8.541	10,02%
56: 62	59.160.998,03	5,57%	8.714	10,23%
63: 69	15.728.647,95	1,48%	1.572	1,84%
70: 76	69.296.192,34	6,52%	6.555	7,69%
77: 83	22.087.799,84	2,08%	1.378	1,62%
84: 90	181.459.382,83	17,08%	14.234	16,71%
91: 97	392.273.457,80	36,92%	19.667	23,08%
98:104	252.952.484,71	23,81%	11.144	13,08%
105:111	10.369.413,14	0,98%	342	0,40%
112:118	257.083,62	0,02%	9	0,01%
119:	122.227,10	0,01%	4	0,00%
<b>Total</b>	<b>1.062.469.617,39</b>	<b>100,00%</b>	<b>85.208</b>	<b>100,00%</b>

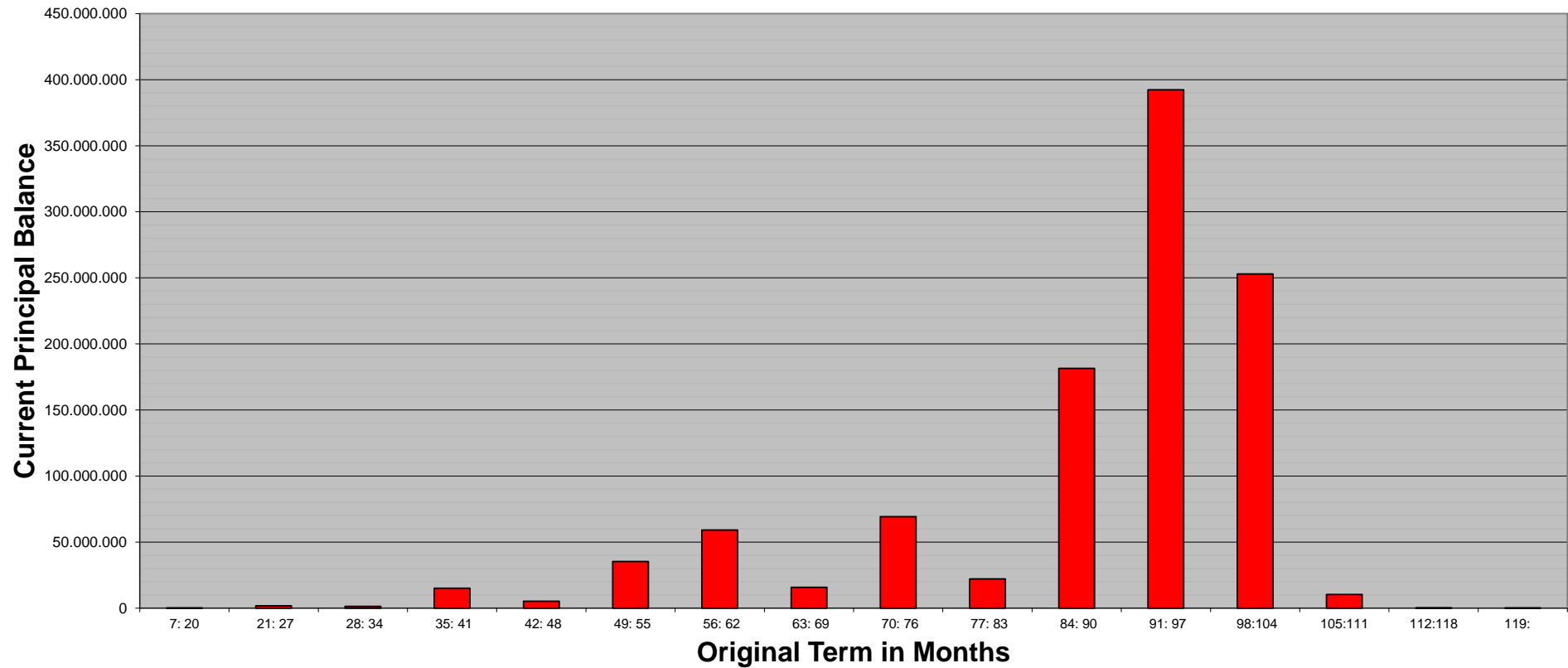
**Statistics**

WA Original Term	88,31
------------------	-------

**SC Germany Consumer 2021-1  
Monthly Investor Report**

**16.1 Original Term (Graph)**

Calculation Date	12.09.2023	
Payment Date	14.09.2023	
Period No	22	
Monthly Period	Sep 2023	
Interest Period	from 14.08.2023	to 14.09.2023 = 31 days
Collection Period	from 01.08.2023	to 31.08.2023



**SC Germany Consumer 2021-1  
Monthly Investor Report**

**17. Loan Concentration**

Calculation Date			12.09.2023			
Payment Date			14.09.2023			
Period No			22			
Monthly Period			Sep 2023			
Interest Period	from	14.08.2023	to	14.09.2023	=	31 days
Collection Period	from	01.08.2023	to	31.08.2023		



<i>Loan Concentration</i>	<i>Current Principal Balance in EUR</i>	<i>Percentage of Total Balance</i>	<i>Number of Loans</i>	<i>Percentage of Total Loans</i>	<i>Number of Debtors</i>	<i>Percentage of Total Debtors</i>
1: 1	1.030.890.189,37	97,03%	79.956	93,84%	79.956	97,08%
2: 2	28.426.366,19	2,68%	4.122	4,84%	2.061	2,50%
3: 3	2.360.089,62	0,22%	810	0,95%	270	0,33%
4: 4	584.636,66	0,06%	220	0,26%	55	0,07%
5: 5	178.810,12	0,02%	65	0,08%	13	0,02%
6: 6	4.709,47	0,00%	6	0,01%	1	0,00%
7:	24.815,96	0,00%	29	0,03%	4	0,00%
<b>Total</b>	<b>1.062.469.617,39</b>	<b>100,00%</b>	<b>85.208</b>	<b>100,00%</b>	<b>82.360</b>	<b>100,00%</b>

SC Germany Consumer 2021-1  
Monthly Investor Report

18. Amortisation Profile



Calculation Date	12.09.2023				
Payment Date	14.09.2023				
Period No	22				
Monthly Period	Sep 2023				
Interest Period	from	14.08.2023	to	14.09.2023	= 31 days
Collection Period	from	01.08.2023	to	31.08.2023	

Amortisation profile

Collection Period	Outstanding Volume	Collection Period	Outstanding Volume
1	1.062.469.617,39 €	51	266.623.474,00 €
2	1.045.244.823,08 €	52	253.118.799,38 €
3	1.027.809.440,76 €	53	239.775.058,24 €
4	1.010.439.408,68 €	54	226.613.883,18 €
5	993.108.816,24 €	55	213.607.580,03 €
6	975.810.905,28 €	56	200.757.938,80 €
7	958.529.612,97 €	57	188.103.851,14 €
8	941.267.129,68 €	58	175.658.421,64 €
9	924.032.634,52 €	59	163.431.434,42 €
10	906.830.465,79 €	60	151.475.384,87 €
11	889.672.853,35 €	61	139.783.126,66 €
12	872.549.016,15 €	62	128.374.450,76 €
13	855.494.975,10 €	63	117.241.105,65 €
14	838.515.901,30 €	64	106.465.137,98 €
15	821.623.705,41 €	65	96.005.067,50 €
16	804.818.824,52 €	66	85.907.009,27 €
17	788.080.204,69 €	67	76.129.880,15 €
18	771.395.070,73 €	68	66.692.038,85 €
19	754.734.736,72 €	69	57.785.047,91 €
20	738.113.041,06 €	70	49.435.753,61 €
21	721.548.803,21 €	71	41.648.220,06 €
22	705.043.298,11 €	72	34.569.104,57 €
23	688.584.714,31 €	73	28.244.650,16 €
24	672.190.728,39 €	74	22.768.151,59 €
25	655.886.743,73 €	75	18.256.446,25 €
26	639.665.832,55 €	76	14.589.723,53 €
27	623.546.732,18 €	77	11.446.589,40 €
28	607.546.323,31 €	78	8.815.655,76 €
29	591.629.858,98 €	79	6.534.272,77 €
30	575.806.281,67 €	80	4.672.807,14 €
31	560.052.569,53 €	81	3.193.807,93 €
32	544.364.569,98 €	82	2.095.699,81 €
33	528.770.627,15 €	83	1.305.263,40 €
34	513.273.316,30 €	84	754.882,83 €
35	497.884.769,43 €	85	412.449,78 €
36	482.606.851,99 €	86	220.212,04 €
37	467.449.898,71 €	87	139.599,39 €
38	452.411.910,69 €	88	86.684,96 €
39	437.499.936,91 €	89	57.147,54 €
40	422.725.619,44 €	90	37.300,70 €
41	408.046.141,95 €	91	25.910,83 €
42	393.488.441,65 €	92	19.737,64 €
43	378.999.133,21 €	93	17.575,59 €
44	364.593.633,24 €	94	15.913,35 €
45	350.285.787,41 €	95	14.240,65 €
46	336.072.326,72 €	96	12.557,41 €
47	321.960.874,97 €	97	11.209,79 €
48	307.955.866,85 €	98	9.852,81 €
49	294.063.462,47 €	99	8.486,40 €
50	280.287.720,74 €	100	7.110,50 €

**SC Germany Consumer 2021-1**  
**Monthly Investor Report**

Calculation Date	12.09.2023	
Payment Date	14.09.2023	
Period No	22	
Monthly Period	Sep 2023	
Interest Period	from 14.08.2023	to 14.09.2023 = 31 days
Collection Period	from 01.08.2023	to 31.08.2023

**19. Priority of Payments + Transaction Costs**



**Pre-Enforcement Available Interest Amount**

Interest Collections	+ 4.690.309,44 €
Other Interest Payments by the Seller to the Issuer	+ - €
Recoveries	+ 188.633,92 €
Interest on Transaction and Purchase Shortfall Account	+ 0,31 €
Amounts on the Commingling Reserve account*	+ - €
Amounts on the Liquidity Reserve Account	+ 5.574.655,55 €
Amounts received by the Interest Rate Swap counterparty	+ 3.556.545,95 €
Remaining Pre-Enforcement Available Principal Amount	+ - €
Other Amounts paid to the Issuer	+ - €
Available Interest Amount	= 14.010.145,17 €

**Pre-Enforcement Available Principal Amount**

Principal Collections (including Deemed Collections)	+ 35.518.753,66 €
other principal amount paid by the Seller to the Issuer	+ - €
Final Repurchase Price	+ - €
Amounts standing to the credit of the Commingling Reserve Account	+ - €
Amounts standing to the credit of the Set-Off Reserve Account	+ - €
Purchase Shortfall Amount	+ 66,21 €
Mezzanine Loan Disbursement Amount paid by the Originator to the Issuer	+ - €
Principal Deficiency Sub-Ledger	+ 2.947.231,49 €
Rounding Differences from previous period	+ - €
Available Principal Amount	= 38.466.051,36 €

\*excl. any interest earned on any balance credited to the Commingling Reserve Account

**Pre-Enforcement Interest Priority of Payments**

Available Interest Amount	14.010.145,17 €
Senior Expenses and Taxes	- 23.038,19 €
Swap Interest Payment other than subordinated Payments	- - €
Interest on Class A Notes	- 3.226.428,00 €
Interest on Class B (if Most Senior Note or Class B PDL < 25%)	- 171.726,00 €
Interest on Class C (if Most Senior Note or Class C PDL < 25%)	- 303.478,50 €
Interest on Class D (if Most Senior Note or Class D PDL < 25%)	- 256.920,00 €
Interest on Class E (if Most Senior Note or Class E PDL < 25%)	- 150.768,75 €
Interest on Class F (if Most Senior Note or Class F PDL < 25%)	- 38.524,20 €
Required Liquidity Reserve Amount Replenishment	- 5.348.591,55 €
Crediting the PDLs until cleared	- 2.947.231,49 €
Interest Class B (if not paid above)	- - €
Interest Class C (if not paid above)	- - €
Interest Class D (if not paid above)	- - €
Interest Class E (if not paid above)	- - €
Interest Class F (if not paid above)	- - €
Target Amortisation of Class F (including previously accrued)	- 1.543.438,49 €
Interest Class G	- - €
Mezzanine Loan Interest	- - €
Subordinated Swap Amounts (if applicable)	- - €
Fees for Commingling Reserve Account and Set-Off Reserve Account	- - €
Interest on Liquidity Reserve Loan	- - €
Principal on Liquidity Reserve Loan	- - €
Remaining Amount to the Seller	- - €

**Pre-Enforcement Principal Priority of Payments**

Available Principal Amount	38.466.051,36 €
Senior Expense Deficit	- - €
Net Note Available Principal Proceeds	= 38.466.051,36 €
Replenishment	- - €
Purchase Shortfall Amount	- - €
Prior to Sequential Payment Trigger Event: Class A Pro Rata- Principal Payment Amount	- 31.364.538,75 €
Prior to Sequential Payment Trigger Event: Class B Pro Rata- Principal Payment Amount	- 1.578.090,00 €
Prior to Sequential Payment Trigger Event: Class C Pro Rata- Principal Payment Amount	- 2.564.396,25 €
Prior to Sequential Payment Trigger Event: Class D Pro Rata- Principal Payment Amount	- 1.972.612,50 €
Prior to Sequential Payment Trigger Event: Class E Pro Rata- Principal Payment Amount	- 986.306,25 €
On or after to Sequential Payment Trigger Event: Redemption Class A	- - €
Full Redemption Class B - G ( after Regulatory Change Event)	- - €
On or after to Sequential Payment Trigger Event: Redemption Class B	- - €
On or after to Sequential Payment Trigger Event: Redemption Class C	- - €
On or after to Sequential Payment Trigger Event: Redemption Class D	- - €
On or after to Sequential Payment Trigger Event: Redemption Class E	- - €
Redemption Class F Notes	- - €
Redemption Class G Notes	- - €
Mezzanine Loan Principal	- - €
Clearing of rounding differences	- 0,00 €

**Transaction Costs**

	Total	Class A	Class B	Class C	Class D	Class E	Class F	Class G	Liquidity Reserve Loan
Senior Expenses	23.038,19 €								
Interest accrued for the Period	4.275.358,82 €	3.226.428,00 €	171.726,00 €	303.478,50 €	256.920,00 €	150.768,75 €	38.524,20 €	89.212,50 €	38.300,87 €
Cumulative Interest accrued	47.951.905,34 €	33.225.435,00 €	1.931.328,00 €	3.813.400,50 €	3.582.397,50 €	2.407.773,75 €	1.442.826,00 €	642.037,50 €	906.707,09 €
Interest Payments	4.147.845,45 €	3.226.428,00 €	171.726,00 €	303.478,50 €	256.920,00 €	150.768,75 €	- €	- €	- €
Cumulative Interest Payments	47.518.870,49 €	33.225.435,00 €	1.931.328,00 €	3.813.400,50 €	3.582.397,50 €	2.407.773,75 €	1.442.826,00 €	397.800,00 €	717.909,74 €
Unpaid Interest for the Period	127.513,37 €	- €	- €	- €	- €	- €	- €	89.212,50 €	38.300,87 €
Cumulative Unpaid Interest	433.034,85 €	- €	- €	- €	- €	- €	- €	244.237,50 €	188.797,35 €
Liquidity Reserve Loan only: Outstanding Amount	6.531.503,13 €								6.531.503,13 €

**SC Germany Consumer 2021-1  
Monthly Investor Report**

**20. Retention**



For the purposes of compliance with the requirements of Article 6(3)(c) of the Securitisation Regulation, the Seller will retain, in its capacity as originator within the meaning of the Securitisation Regulation, on an ongoing basis for the life of the transaction, such net economic interest through an interest in randomly selected exposures.

Amount of randomly Selected Exposures

52.772.305,71 €

Calculation Date	12.09.2023	
Payment Date	14.09.2023	
Period No	22	
Monthly Period	Sep 2023	
Interest Period	from 14.08.2023	to 14.09.2023 = 31 days
Collection Period	from 01.08.2023	to 31.08.2023



**SC Germany Consumer 2021-1  
Monthly Investor Report**

**21. Counterparties**



Calculation Date	12.09.2023				
Payment Date	14.09.2023				
Period No	22				
Monthly Period	Sep 2023				
Interest Period	from	14.08.2023	to	14.09.2023	= 31 days
Collection Period	from	01.08.2023	to	31.08.2023	

**Joint Lead Managers**

**Banco Santander S.A.**  
Paseo de Pareda 9 - 12  
39004 Santander  
Spain

**Société Générale S.A.**  
29 Boulevard Haussmann  
75009 Paris  
France

**Joint Lead Manager (Class A)**

**Citigroup Global Markets Europe AG**  
Reuterweg 16  
60323 Frankfurt am Main  
Germany

**Corporate Administrator**

**Circumference FS (Luxembourg) S.A.**  
22-24 Boulevard Royal  
L-2449 Luxembourg  
Grand Duchy of Luxembourg

**Luxembourg Listing Agent**

**Bank of New York Mellon SA-NV/Luxembourg**  
2-4 rue Eugène Ruppert  
L-2453 Luxembourg  
Grand Duchy of Luxembourg

**Principal Paying Agent, Calculation Agent,  
Cash Administrator, Interest Determination Agent  
& Back-Up Servicer Facilitator**

**Bank of New York Mellon**  
One Canada Square  
London E14 5AL  
United Kingdom

**Account Bank & Transaction Security Trustee**

**Bank of New York Mellon**  
Messe Turm, Friedrich-Ebert-Anlage 49  
60327 Frankfurt am Main  
Germany

**Interest Swap Counterparty:**

**DZ Bank AG**  
Platz der Republik  
60265 Frankfurt am Main  
Germany

**Data Trustee:**

**Oversea FS B.V.**  
Barbara Strozziilaan 101  
1083 HN Amsterdam  
The Netherlands

**Rating Agencies:**

**Fitch Ratings**  
Neue Mainzer Strasse 46 - 50  
60311 Frankfurt am Main  
Germany

**Moody's Investors Service España, S.A.**  
Principe de Vergara, 131 - 6º Floor  
28002 Madrid  
Spain

Long Term	Fitch		Moody's			Counterparty status
	Short Term	Outlook	Long Term	Short Term	Outlook	
A-	F2	STABLE	(P)A2	P-1	STABLE	performing
A-	F1	POS	A1	P-1	STABLE	performing
-	-	-	-	P-1	STABLE	performing
-	-	-	-	-	-	performing
AA	F1+	STABLE	-	P-1	-	performing
AA	F1+	STABLE	Aa2 *	P-1	-	performing
AA	F1+	STABLE	Aa2 *	P-1	-	performing
AA-	F1+	STABLE	Aa2	P-1	STABLE	performing
-	-	-	-	-	-	performing

Ratings as of 31.08.2023, data source: Bloomberg

## SC Germany Consumer 2021-1 Monthly Investor Report

### 22. Issuer Information



Calculation Date		12.09.2023				
Payment Date		14.09.2023				
Period No		22				
Monthly Period		Sep 2023				
Interest Period	from	14.08.2023	to	14.09.2023	=	31 days
Collection Period	from	01.08.2023	to	31.08.2023		

**Deal Name:**

**SC Germany Consumer 2021-1**

**Issuer:**

**SC GERMANY S.A., COMPARTMENT CONSUMER 2021-1**

The Managing Directors  
22-24 Boulevard Royal  
L-2449 Luxembourg,  
Grand Duchy of Luxembourg

**LEI:**

54930010DV9V1WKUO071

**Seller of the Receivables:**

**Santander Consumer Bank AG**

**Servicer Name:**

**Santander Consumer Bank AG**

**Reporting Entity:**

**Santander Consumer Bank AG**

Capital Markets  
Santander-Platz 1  
41061 Mönchengladbach  
Germany  
eMail abs\_ger@santander.de  
fax +49 (0) 2161 690 7077

**SPV-Administrator:**

**Circumference FS (Luxembourg) S.A.**

22-24 Boulevard Royal  
L-2449 Luxembourg,  
Grand Duchy of Luxembourg

**SC Germany Consumer 2021-1  
Monthly Investor Report**

**23. Swap Counterparty Data**

Calculation Date	12.09.2023				
Payment Date	14.09.2023				
Period No	22				
Monthly Period	Sep 2023				
Interest Period	from	14.08.2023	to	14.09.2023	= 31 days
Collection Period	from	01.08.2023	to	31.08.2023	



**Swap Counterparty**

Swap Counterparty DZ Bank AG  
Swap Rating Trigger Breach no

Rating Trigger & Current Ratings	Consequenses	Fitch			Moody's			Trigger breach
		Long Term or Derivative Counterparty Rating	Short Term	Outlook	Long Term (CRA)	Short Term	Outlook	
1st Rating Trigger	Collateral, Guarantee or Replacement	A	F1		A3			no
2nd Rating Trigger	Replacement	BBB-	F3		Baa1			no
<b>Current Counterparty Ratings</b>		AA(dcr)	F1+	STABLE	Aa2(cr)	P-1	STABLE	

**Current Swap Data**

Swap Type Fixed Floating Interest Rate Swap  
Notional Amount 1.495.500.000,00 €  
Fixed Rate -0,2400%  
Floating Rate (Euribor) 3,6210%  
Net Swap Payments -3.556.545,95 €  
Notional Amount next period 1.029.708.927,20 €

**Swap Counterparty Details**

DZ Bank AG  
Kapitalmärkte Handel / ABS-Emissionen  
Platz der Republik  
60265 Frankfurt am Main  
Germany  
Phone +49 69 7447 4341  
Email: Tom.Oelrich@dzbank.de

**Counterparty Replacement**

Old Counterparty DZ Bank AG  
Current Counterparty DZ Bank AG

**Swap Collateral**

Beginning of Period - €  
Cash Outflow - €  
Cash Inflow - €  
End of Period - €

Ratings as of 31.08.2023, data source: Bloomberg

In case of Fitch, only one required rating must be held

**SC Germany Consumer 2021-1  
Monthly Investor Report**

**24. Santander Consumer Bank**



**Contact Details**

**Team Securitization**

Stefan Zilligen +49-2161-690-6069  
Christina Opwis +49-2161-690-7086  
Team ABS

[stefan.zilligen@santander.de](mailto:stefan.zilligen@santander.de)  
[christina.opwis@santander.de](mailto:christina.opwis@santander.de)  
[abs\\_ger@santander.de](mailto:abs_ger@santander.de)

Calculation Date	12.09.2023				
Payment Date	14.09.2023				
Period No	22				
Monthly Period	Sep 2023				
Interest Period	from	14.08.2023	to	14.09.2023	= 31 days
Collection Period	from	01.08.2023	to	31.08.2023	

**Ratings Santander**

**Banco Santander S.A.**

**Santander Consumer Finance S.A.**

**Santander Consumer Bank AG**

Fitch			Moody's		
Long Term	Short Term	Outlook	Long Term	Short Term	Outlook
A	F1	STABLE	A3(cr)	P-2(cr)	STABLE
A	F1	STABLE	A3(cr)	P-2(cr)	STABLE
A-	F2	STABLE	A1(cr)	P-1(cr)	STABLE

Ratings as of 31.08.2023, data source: Bloomberg

**SC Germany Consumer 2021-1  
Monthly Investor Report**

**25. Glossary**



Calculation Date		12.09.2023				
Payment Date		14.09.2023				
Period No		22				
Monthly Period		Sep 2023				
Interest Period	from	14.08.2023	to	14.09.2023	=	31 days
Collection Period	from	01.08.2023	to	31.08.2023		

**Aggregate Outstanding Principal Amount:**

Shall mean in respect of all Purchased Receivables at any time, the aggregate of the Outstanding Principal Amounts of all Purchased Receivables which, as of such time, are not defaulted receivables.

**Defaulted Contracts/Defaults:**

Shall mean as of any date, any purchased receivable which has been declared due and payable in full in accordance to the Credit and Collection Policy which in principal is between 120 and 180 calendar days after the due date.

**Delinquent Receivable:**

Shall mean as of any date, any purchased receivable which is more than 30 days overdue and not a defaulted contract.

**Excess Spread:**

Excess Spread equals WA Portfolio Yield minus Fixed Swap Rate minus WA Notes Margin

**Legal Maturity:**

Final Payment date on which each Class A Note will be redeemed in full.

**Expected Maturity:**

Maturity date of the notes under the assumption of inter alia (a) a 27 % constant prepayment rate, (b) an exercised Clean-Up Call at 10%,

**Payment Protection Insurance:**

Insurance, composed of life insurance and/or accident insurance and/or temporary disability insurance and/or unemployment insurance, which covers the risk that a Debtor in its capacity as insured person is unable to pay the Loan Instalments owed by such Debtor life insurance

**Recoveries:**

Any amount received on defaulted contracts

**Set-Off Reserves (X/Y):**

Protection against set-off risks due to (X) capitalized service fees (e.g. Payment Protection Insurance, Gap Insurance, Repair Cost Insurance) and (Y) deposits