

SC Germany Consumer 2021-1 Monthly Investor Report



SC Germany Consumer 2021-1 Monthly Investor Report

Cover Sheet Monthly Investor Report



Calculation Date	11.05.2023				
Payment Date	15.05.2023				
Period No	18				
Monthly Period	May 2023				
Interest Period	from 14.04.2023	to 15.05.2023	=	31 days	
Collection Period	from 01.04.2023	to 30.04.2023			

Index	Page
1. Portfolio Information	1
1.1 Portfolio Information per period	2
2. Reserve Accounts	3
3.1 Delinquency Data	4
3.2 Default Data	5
3.3 Defaults & Recoveries per period	6
4. Concentration Limits	7
5. Outstanding Notes	8
6. Original Principal Balance	9
6.1 Original PB (Graph)	10
7. Current Principal Balance	11
7.1 Current PB (Graph)	12
8. Borrower Concentration	13
9. Geographical Distribution	14
9.1 Geographical (Graph)	15
10. Collateral	16
11. Insurances	17
12. Payment Methods	18
13. Effective Interest Rate	19
13.1 Effective Interest Rate (Graph)	20
14. Seasoning	21
14.1 Seasoning (Graph)	22
15. Remaining Term	23
15.1 Remaining Term (Graph)	24
16. Original Term	25
16.1 Original Term (Graph)	26
17. Loan Concentration	27
18. Amortisation Profiles	28
19. Priority of Payments + Transaction Costs	29
20. Retention	30
21. Counterparties	31
21.1 Issuer Information	32
23. Swap Counterparty	33
24. Santander Consumer Bank	34
25. Glossary	35

SC Germany Consumer 2021-1 Monthly Investor Report

1. Portfolio Information



Calculation Date	11.05.2023				
Payment Date	15.05.2023				
Period No	18				
Monthly Period	May 2023				
Interest Period from	14.04.2023	to	15.05.2023	=	31 days
Collection Period from	01.04.2023	to	30.04.2023		

Outstanding Receivables	No. of Contracts	current period	previous period
		Aggregate Outstanding Principal Amount	Aggregate Outstanding Principal Amount
Beginning of Period	96.372	1.263.657.178,09 €	1.311.498.086,61 €
Scheduled Principal Payments		20.326.877,75 €	20.386.778,35 €
Prepayment Principal		16.440.117,16 €	22.714.315,44 €
Total Principal Collections		36.766.994,91 €	43.101.093,79 €
Total Interest Collections		5.437.007,06 €	5.637.201,17 €
Defaults		2.601.135,99 €	4.739.814,73 €
Replenishment Amount		- €	- €
End of Period		1.224.289.047,19 €	1.263.657.178,09 €
Purchase Shortfall Amount		14,06 €	43,16 €
Total Assets (End of Period)	94.181	1.224.289.061,25 €	1.263.657.221,25 €
Current Prepayment Rate (annualised)		14,5%	
Current Poolfactor		80,1%	

**SC Germany Consumer 2021-1
Monthly Investor Report**

1.1 Portfolio Information per period



Calculation Date	11.05.2023		
Payment Date	15.05.2023		
Period No	18		
Monthly Period	May 2023		
Interest Period	from	14.04.2023	to 15.05.2023 = 31 days
Collection Period	from	01.04.2023	to 30.04.2023

Collection Period	Outstanding BOP	Scheduled Principal Payments	Prepayment Principal	Total Principal Collections	Prepayment Rate
1	€ 1.499.999.993,14	€ 6.155.052,72	€ 24.768.887,02	€ 30.923.939,74	18,11%
2	€ 1.499.999.987,15	€ 20.336.323,42	€ 21.804.395,16	€ 42.140.718,58	16,11%
3	€ 1.499.999.985,98	€ 20.706.928,99	€ 46.034.738,03	€ 66.741.667,02	31,21%
4	€ 1.499.999.995,73	€ 21.033.939,66	€ 41.567.085,59	€ 62.601.025,25	28,63%
5	€ 1.499.999.998,69	€ 21.318.836,68	€ 44.100.171,15	€ 65.419.007,83	30,10%
6	€ 1.499.999.992,23	€ 22.160.443,99	€ 40.552.897,35	€ 62.713.341,34	28,03%
7	€ 1.499.999.992,54	€ 22.229.969,22	€ 44.514.750,62	€ 66.744.719,84	30,34%
8	€ 1.499.999.979,11	€ 21.312.739,17	€ 40.284.527,73	€ 61.597.266,90	27,87%
9	€ 1.499.999.999,19	€ 22.137.961,55	€ 36.389.346,04	€ 58.527.307,59	25,52%
10	€ 1.499.999.987,23	€ 22.004.535,01	€ 34.862.780,27	€ 56.867.315,28	24,59%
11	€ 1.499.999.983,58	€ 21.916.283,23	€ 31.044.367,07	€ 52.960.650,30	22,19%
12	€ 1.499.999.995,55	€ 21.706.166,03	€ 27.343.026,33	€ 49.049.192,36	19,81%
13	€ 1.499.999.988,13	€ 21.961.381,34	€ 26.259.060,51	€ 48.220.441,85	19,10%
14	€ 1.448.430.826,05	€ 21.475.334,56	€ 16.265.547,65	€ 37.740.882,21	12,67%
15	€ 1.408.138.828,08	€ 21.243.673,95	€ 25.341.351,64	€ 46.585.025,59	19,58%
16	€ 1.357.977.306,98	€ 20.292.080,90	€ 22.566.824,39	€ 42.858.905,29	18,22%
17	€ 1.311.498.086,61	€ 20.386.778,35	€ 22.714.315,44	€ 43.101.093,79	18,91%
18	€ 1.263.657.178,09	€ 20.326.877,75	€ 16.440.117,16	€ 36.766.994,91	14,54%
19					
20					
21					
22					
23					
24					
25					
26					
27					
28					
29					
30					
31					
32					
33					
34					
35					
36					
37					
38					
39					
40					
41					
42					
43					
44					
45					
46					
47					
48					
49					
50					
51					
52					
53					
54					
55					
56					
57					
58					
59					
60					
61					
62					
63					
64					
65					
66					
67					
68					
69					
70					
71					
72					
73					
74					
75					
76					
77					
78					
79					
80					

**SC Germany Consumer 2021-1
Monthly Investor Report**

2. Reserve Accounts



Calculation Date	11.05.2023				
Payment Date	15.05.2023				
Period No	18				
Monthly Period	May 2023				
Interest Period	from	14.04.2023	to	15.05.2023	= 31 days
Collection Period	from	01.04.2023	to	30.04.2023	

Reserve Accounts

Liquidity Reserve

	in %		Trigger Event y/n
Beginning of Period	0,5%	6.446.581,25 €	
Cash Outflow		6.446.581,25 €	
of which Liquidity Reserve Excess Amount		328.430,93 €	
of which added to Priority of Payments		- €	
Cash Inflow		6.189.706,16 €	
End of Period	0,5%	6.189.706,16 €	
Required Liquidity Reserve Amount	0,5%	6.189.706,16 €	

Commingling Reserve

	in %		Trigger Event y/n
Beginning of Period		n/a	no
Cash Outflow		n/a	
of which Commingling Reserve Excess Amount			
of which drawn from the commingling reserve and applied to PoP			
Cash Inflow		n/a	
End of Period		n/a	
Commingling Reserve Required Amount		- €	

Set-Off Reserve

	in %		Trigger Event y/n
Beginning of Period		n/a	no
Cash Outflow		n/a	
of which Set-Off Reserve Excess Amount			
of which drawn from the set-off reserve and applied to PoP			
Cash Inflow		n/a	
End of Period		n/a	
Set-Off Reserve Required Amount		- €	

In case of Rating Trigger breach: Set-Off Reserve Required Amount

**SC Germany Consumer 2021-1
Monthly Investor Report**

3.1 Delinquency Data



Reporting Date	11.05.2023				
Payment Date	15.05.2023				
Period No	18				
Monthly Period	May 2023				
Interest Period	from	14.04.2023	to	15.05.2023	= 31 days
Collection Period	from	01.04.2023	to	30.04.2023	

Delinquency Data and Ratios

Collection Period	Outstanding EOP	Days past due				not delinquent	Days past due			
		1-30	31-60	61-90	>90		1-30	31-60	61-90	>90
1	€ 1.499.999.993,14	€ -	€ -	€ -	€ -	100,00%	0,00%	0,00%	0,00%	0,00%
2	€ 1.499.999.987,15	€ 3.093.997,92	€ 473.721,34	€ 25.764,03	€ 133.791,66	99,75%	0,21%	0,03%	0,00%	0,01%
3	€ 1.499.999.985,98	€ 5.002.652,16	€ 2.128.186,78	€ 532.500,42	€ 59.335,79	99,49%	0,33%	0,14%	0,04%	0,00%
4	€ 1.499.999.995,73	€ 638.653,43	€ 3.095.149,53	€ 3.745.437,90	€ 2.795.134,93	99,32%	0,04%	0,21%	0,25%	0,19%
5	€ 1.499.999.998,69	€ 3.235.364,58	€ 4.134.580,93	€ 3.063.513,26	€ 2.500.790,83	99,14%	0,22%	0,28%	0,20%	0,17%
6	€ 1.499.999.992,23	€ 933.171,22	€ 7.396.351,01	€ 3.430.276,31	€ 3.999.130,36	98,95%	0,06%	0,49%	0,23%	0,27%
7	€ 1.499.999.992,54	€ 3.796.457,98	€ 5.109.633,29	€ 3.841.574,92	€ 4.796.991,73	98,83%	0,25%	0,34%	0,26%	0,32%
8	€ 1.499.999.979,11	€ 1.536.147,57	€ 4.386.980,50	€ 5.662.736,04	€ 7.260.818,77	98,74%	0,10%	0,29%	0,38%	0,48%
9	€ 1.499.999.999,19	€ 4.122.467,51	€ 2.049.128,04	€ 4.984.234,60	€ 8.029.562,24	98,72%	0,27%	0,14%	0,33%	0,54%
10	€ 1.499.999.987,23	€ 4.661.486,04	€ 5.464.321,07	€ 4.703.791,17	€ 5.415.418,22	98,65%	0,31%	0,36%	0,31%	0,36%
11	€ 1.499.999.983,58	€ 1.680.382,43	€ 4.649.146,31	€ 5.271.569,71	€ 7.457.862,16	98,73%	0,11%	0,31%	0,35%	0,50%
12	€ 1.499.999.995,55	€ 5.344.867,49	€ 1.652.849,12	€ 4.448.420,55	€ 7.820.068,21	98,72%	0,36%	0,11%	0,30%	0,52%
13	€ 1.499.999.988,13	€ 1.955.755,05	€ 5.201.897,61	€ 5.333.675,09	€ 8.503.803,33	98,60%	0,13%	0,35%	0,36%	0,57%
14	€ 1.448.430.826,05	€ 4.982.329,04	€ 2.287.991,79	€ 6.118.204,11	€ 8.565.807,13	98,48%	0,34%	0,16%	0,42%	0,59%
15	€ 1.408.138.828,08	€ 5.972.313,13	€ 5.888.409,68	€ 1.737.522,12	€ 9.888.679,44	98,33%	0,42%	0,42%	0,12%	0,70%
16	€ 1.357.977.306,98	€ 2.674.498,62	€ 5.692.945,42	€ 5.170.688,72	€ 9.656.001,53	98,29%	0,20%	0,42%	0,38%	0,71%
17	€ 1.311.498.086,61	€ 5.343.071,01	€ 6.558.294,68	€ 5.185.831,44	€ 6.320.068,25	98,22%	0,41%	0,50%	0,40%	0,48%
18	€ 1.263.657.178,09	€ 1.750.949,88	€ 8.528.512,19	€ 5.117.877,71	€ 5.085.544,22	98,38%	0,14%	0,67%	0,41%	0,40%
19										
20										
21										
22										
23										
24										
25										
26										
27										
28										
29										
30										
31										
32										
33										
34										
35										
36										
37										
38										
39										
40										
41										
42										
43										
44										
45										
46										
47										
48										
49										
50										
51										
52										
53										
54										
55										
56										
57										
58										
59										
60										
61										
62										
63										
64										
65										
66										
67										
68										
69										
70										
71										
72										
73										
74										
75										
76										
77										
78										
79										
80										

**SC Germany Consumer 2021-1
Monthly Investor Report**

3.2 Default Data



Reporting Date	11.05.2023	
Payment Date	15.05.2023	
Period No	18	
Monthly Period	May 2023	
Interest Period from	14.04.2023	to 15.05.2023
Collection Period from	01.04.2023	to 30.04.2023
		= 31 days

Default Data and Ratios

	Amount	Number of Loans
Current Default		
Current Period Gross Default	2.601.135,99 €	
Current Period Recoveries	183.618,21 €	
Current Period Net Default	2.417.517,78 €	
New Number of Defaulted Contracts		192
Cumulative Default		
Cumulative Gross Default	44.003.659,13 €	
Cumulative Recoveries	1.077.156,99 €	
Cumulative Net Losses	42.926.502,14 €	
Total Number of Defaulted Contracts		3.114

Principal Deficiency Ledgers

Class A PDL Sub-Ledger		
Class A PDL BoP	- €	
Class A Amount debited to the PDL	- €	
Class A Amount credited to the PDL	- €	
Class A PDL EoP	- €	
Class B PDL Sub-Ledger		
Class B PDL BoP	- €	
Class B Amount debited to the PDL	- €	
Class B Amount credited to the PDL	- €	
Class B PDL EoP	- €	
Class C PDL Sub-Ledger		
Class C PDL BoP	- €	
Class C Amount debited to the PDL	- €	
Class C Amount credited to the PDL	- €	
Class C PDL EoP	- €	
Class D PDL Sub-Ledger		
Class D PDL BoP	- €	
Class D Amount debited to the PDL	- €	
Class D Amount credited to the PDL	- €	
Class D PDL EoP	- €	
Class E PDL Sub-Ledger		
Class E PDL BoP	- €	
Class E Amount debited to the PDL	- €	
Class E Amount credited to the PDL	- €	
Class E PDL EoP	- €	
Class F PDL Sub-Ledger		
Class F PDL BoP	- €	
Class F Amount debited to the PDL	- €	
Class F Amount credited to the PDL	- €	
Class F PDL EoP	- €	
Class G PDL Sub-Ledger		
Class G PDL BoP	- €	
Class G Amount debited to the PDL	2.601.135,99 €	
Class G Amount credited to the PDL	2.601.135,99 €	
Class G PDL EoP	- €	

SC Germany Consumer 2021-1
Monthly Investor Report

Reporting Date	11.05.2023	
Payment Date	15.05.2023	
Period No	18	
Monthly Period	May 2023	
Interest Period	from 14.04.2023	to 15.05.2023 = 31 days
Collection Period	from 01.04.2023	to 30.04.2023

3.3 Defaults & Recoveries per period



Default/Recovery Data and Ratios

3 Months Rolling Average Dynamic Net Loss Ratio % * 0,26%

Collection Period	Number of defaulted contracts	Defaults in collection period	cumulated Defaults since cut-off	cumulated amount of purchased receivables	Cumulated Default Ratio %	Recoveries in collection period	cumulated Recoveries since cut-off	cumulated net losses	cumulative net loss ratio %	Dynamic Net Loss Ratio
1	0	- €	- €	1.530.923.926,89 €	0,00%	- €	- €	- €	0,00%	n/a
2	0	- €	- €	1.573.064.644,30 €	0,00%	- €	- €	- €	0,00%	0,00%
3	4	46.022,55 €	46.022,55 €	1.639.852.343,62 €	0,00%	-	115,04 €	46.137,59 €	0,00%	0,00%
4	49	798.889,37 €	844.911,92 €	1.703.252.261,20 €	0,05%	-	427,84 €	845.454,80 €	0,05%	0,05%
5	114	942.733,47 €	1.787.645,39 €	1.769.613.996,04 €	0,10%	-	2.610,54 €	1.790.198,81 €	0,10%	0,06%
6	281	2.476.697,01 €	4.264.342,40 €	1.834.804.034,70 €	0,23%	-	3.716,66 €	4.271.212,48 €	0,23%	0,17%
7	450	2.769.354,19 €	7.033.696,59 €	1.904.318.095,30 €	0,37%	-	282,43 €	7.040.849,10 €	0,37%	0,18%
8	620	2.339.166,89 €	9.372.863,48 €	1.968.254.549,17 €	0,48%	-	31.600,55 €	9.348.415,44 €	0,47%	0,15%
9	857	3.512.656,23 €	12.885.519,71 €	2.030.294.501,03 €	0,63%	-	54.215,36 €	12.806.856,29 €	0,63%	0,23%
10	1.135	4.005.510,70 €	16.891.030,41 €	2.091.167.323,36 €	0,81%	-	44.602,91 €	16.767.764,08 €	0,80%	0,26%
11	1.384	3.472.587,05 €	20.363.617,46 €	2.147.600.572,68 €	0,95%	-	53.112,10 €	20.187.239,03 €	0,94%	0,23%
12	1.618	3.202.444,37 €	23.566.061,83 €	2.199.852.201,99 €	1,07%	-	57.580,25 €	23.332.103,15 €	1,06%	0,21%
13	1.884	3.348.720,23 €	26.914.782,06 €	2.199.852.201,99 €	1,22%	-	116.940,70 €	26.563.882,68 €	1,21%	0,22%
14	2.106	2.551.115,76 €	29.465.897,82 €	2.199.852.201,99 €	1,34%	-	107.420,03 €	29.007.578,41 €	1,32%	0,16%
15	2.361	3.576.495,51 €	33.042.393,33 €	2.199.852.201,99 €	1,50%	-	125.351,28 €	32.458.722,64 €	1,48%	0,24%
16	2.626	3.620.315,08 €	36.662.708,41 €	2.199.852.201,99 €	1,67%	-	148.305,12 €	35.930.732,60 €	1,63%	0,25%
17	2.922	4.739.814,73 €	41.402.523,14 €	2.199.852.201,99 €	1,88%	-	161.562,97 €	40.508.984,36 €	1,84%	0,34%
18	3.114	2.601.135,99 €	44.003.659,13 €	2.199.852.201,99 €	2,00%	-	183.618,21 €	42.926.502,14 €	1,95%	0,18%
19										
20										
21										
22										
23										
24										
25										
26										
27										
28										
29										
30										
31										
32										
33										
34										
35										
36										
37										
38										
39										
40										
41										
42										
43										
44										
45										
46										
47										
48										
49										
50										
51										
52										
53										
54										
55										
56										
57										
58										
59										
60										
61										
62										
63										
64										
65										
66										
67										
68										
69										
70										
71										
72										
73										
74										
75										
76										
77										
78										
79										
80										

* trigger applies for the first 24 Payment Dates following the end of the Replenishment Period

**SC Germany Consumer 2021-1
Monthly Investor Report**

4. Concentration Limits



Reporting Date	11.05.2023			
Payment Date	15.05.2023			
Period No	18			
Monthly Period	May 2023			
Interest Period from	14.04.2023	to	15.05.2023	= 31 days
Collection Period from	01.04.2023	to	30.04.2023	

Current Transaction Status

Amortising

Portfolio Concentrations	Minimum-Trigger	Maximum-Trigger	Current Value	Trigger Breach
Average Yield (applicable for Total Portfolio)	5,30%	-	-	no
Borrower Exposure (applicable for Total Portfolio)	-	€ 200.000,00	-	no
WA Remaining Term		85,00	-	no
		Maximum-Trigger	Current Value	Trigger Breach
Purchase Shortfall Event				no
Period before previous period		€ 150.000.000,00		
Previous period		€ 150.000.000,00		
Current period		€ 150.000.000,00		
Termination/Service Termination Event				no
Event of Default / Termination Event, as defined in the Interest Rate Swap				no
Sequential Payment Trigger Event				no
Cumulative Net Loss Ratio				
- until (and including) the Payment Date in Nov 2022		1,50%		no
- from the Payment Date in Dec 2022 until (and including) the Payment Date in Nov 2023		2,75%	1,95%	no
- from the Payment Date in Dec 2023 until (and including) the Payment Date in Nov 2024		3,50%		no
- from the Payment Date in Dec 2024 onwards		4,25%		no
Debit balance PDL		€ 7.500.000,00	€ -	no
Aggregate Outstanding Portfolio Principal Amount is lower than 10 per cent of the Aggregate Outstanding Portfolio Principal Amount	10%		81,62%	no
Three Months Rolling Average Dynamic Net Loss Ratio *		0,40%	0,26%	no
Tax Call Redemption date				no
Regulatory Change Event Redemption Date				no
Termination Event or Service Termination Event				no
Early Amortisation Event				
Cumulative Net Loss Ratio				
- prior to 31 October 2022		1,50%	-	no
Purchase Shortfall Event				no
Termination Event or Service Termination Event				no
Event of Default / Termination Event, as defined in the Interest Rate Swap				no
Any debit of class G after application of funds in current period		€ -	€ -	no

* trigger applies for the first 24 Payment Dates following the end of the Replenishment Period

**SC Germany Consumer 2021-1
Monthly Investor Report**

Reporting Date	11.05.2023				
Payment Date	15.05.2023				
Period No	18				
Monthly Period	May 2023				
Interest Period from	14.04.2023	to	15.05.2023	=	31 days
Collection Period from	01.04.2023	to	30.04.2023		

5. Outstanding Notes



1. Note Balance	All notes	Class A	Class B	Class C	Class D	Class E	Class F	Class G
General Note Information								
ISIN Code		XS2398387071	XS2398387741	XS2398388129	XS2398388632	XS2398388715	XS2398389010	XS2398389440
Currency		EUR	EUR	EUR	EUR	EUR	EUR	EUR
Initial Tranching	in %	79,50%	4,00%	6,50%	5,00%	2,20%	0,30%	
Legal Maturity		Nov 2035	Nov 2035	Nov 2035	Nov 2035	Nov 2035	Nov 2035	Nov 2035
Expected Maturity		Nov 2026	Nov 2026	Nov 2026	Nov 2026	Nov 2026	Dez 2023	Nov 2026
Original Rating (Fitch / Moody's)		AAA (sf) / Aaa (sf)	AA (sf) / Aa1 (sf)	A (sf) / Aa3 (sf)	BBB (sf) / Baa3 (sf)	BBB- (sf) / Ba3 (sf)	BB+ (sf) / B2 (sf)	n.r. / n.r.
Current Rating (Fitch / Moody's)*	F & M	AAA (sf) / Aaa (sf)	AA+ (sf) / Aa1 (sf)	A (sf) / Aa3 (sf)	BBB (sf) / Baa3 (sf)	BBB- (sf) / Ba3 (sf)	BBB- (sf) / B2 (sf)	n.r. / n.r.
Initial Notes Aggregate Principal Outstanding Balance	1.500.000.000 €	1.192.500.000,00 €	60.000.000,00 €	97.500.000,00 €	75.000.000,00 €	37.500.000,00 €	33.000.000,00 €	4.500.000,00 €
Initial Nominal per Note		100.000,00 €	100.000,00 €	100.000,00 €	100.000,00 €	100.000,00 €	100.000,00 €	100.000,00 €
Initial Number of Notes per Class		11.925	600	975	750	375	330	45
Current Note Information								
Class Principal Outstanding Balance Beginning of Period	1.242.441.232,70 €	999.789.734,25 €	50.303.886,00 €	81.743.814,75 €	62.879.857,50 €	31.439.928,75 €	11.784.011,45 €	4.500.000,00 €
Replenishment	- €							
Amortisation	41.527.188,30 €							
Redemption per Class		32.100.192,00 €	1.615.104,00 €	2.624.544,00 €	2.018.880,00 €	1.009.440,00 €	2.159.028,30 €	- €
Redemption per Note		2.691,84 €	2.691,84 €	2.691,84 €	2.691,84 €	2.691,84 €	6.542,51 €	- €
Class Principal Outstanding Balance End of Period	1.200.914.044,40 €	967.689.542,25 €	48.688.782,00 €	79.119.270,75 €	60.860.977,50 €	30.430.488,75 €	9.624.983,15 €	4.500.000,00 €
Current Tranching		80,6%	4,1%	6,6%	5,1%	2,5%	0,8%	0,4%
Current Pool Factor	0,80	0,81	0,81	0,81	0,81	0,81	0,29	1,00
2. Payments to Investors per Note								
Interest Rate Basis: 1 M-Euribor / Fixed / Floating	2,889%	1mE+70bp	1mE+95bp	1mE+135bp	1mE+185bp	1mE+280bp	1mE+350bp	5,85%
DayCount Convention		act/360	act/360	act/360	act/360	act/360	act/360	act/360
Interest Days	30							
Principal Outstanding per Note Beginning of Period		83.839,81 €	83.839,81 €	83.839,81 €	83.839,81 €	83.839,81 €	35.709,13 €	100.000,00 €
Class F only: Accrued Target Amortisation Amounts							6.542,51 €	
> Principal Repayment per Note		2.691,84 €	2.691,84 €	2.691,84 €	2.691,84 €	2.691,84 €	6.542,51 €	- €
Principal Outstanding per Note End of Period		81.147,97 €	81.147,97 €	81.147,97 €	81.147,97 €	81.147,97 €	29.166,62 €	100.000,00 €
> Interest accrued for the period	-	3.089.886,75 €	- 166.296,00 €	- 298.389,00 €	- 256.597,50 €	- 154.020,00 €	- 64.831,80 €	- 45.337,50 €
Interest Payment		3.089.886,75 €	166.296,00 €	298.389,00 €	256.597,50 €	154.020,00 €	64.831,80 €	45.337,50 €
Interest Payment per Note		259,11 €	277,16 €	306,04 €	342,13 €	410,72 €	196,46 €	1.007,50 €
3. Credit Enhancements								
Initial total CE (Subordination, Reserve)		21,00%	17,00%	10,50%	5,50%	3,00%	0,80%	0,50%
Current CE		21,46%	17,48%	11,02%	6,05%	3,56%	2,78%	2,41%

* Last rating action as of 23.09.2022

**SC Germany Consumer 2021-1
Monthly Investor Report**

6. Original Principal Balance



Calculation Date	11.05.2023	
Payment Date	15.05.2023	
Period No	18	
Monthly Period	May 2023	
Interest Period	from 14.04.2023	to 15.05.2023 = 31 days
Collection Period	from 01.04.2023	to 30.04.2023

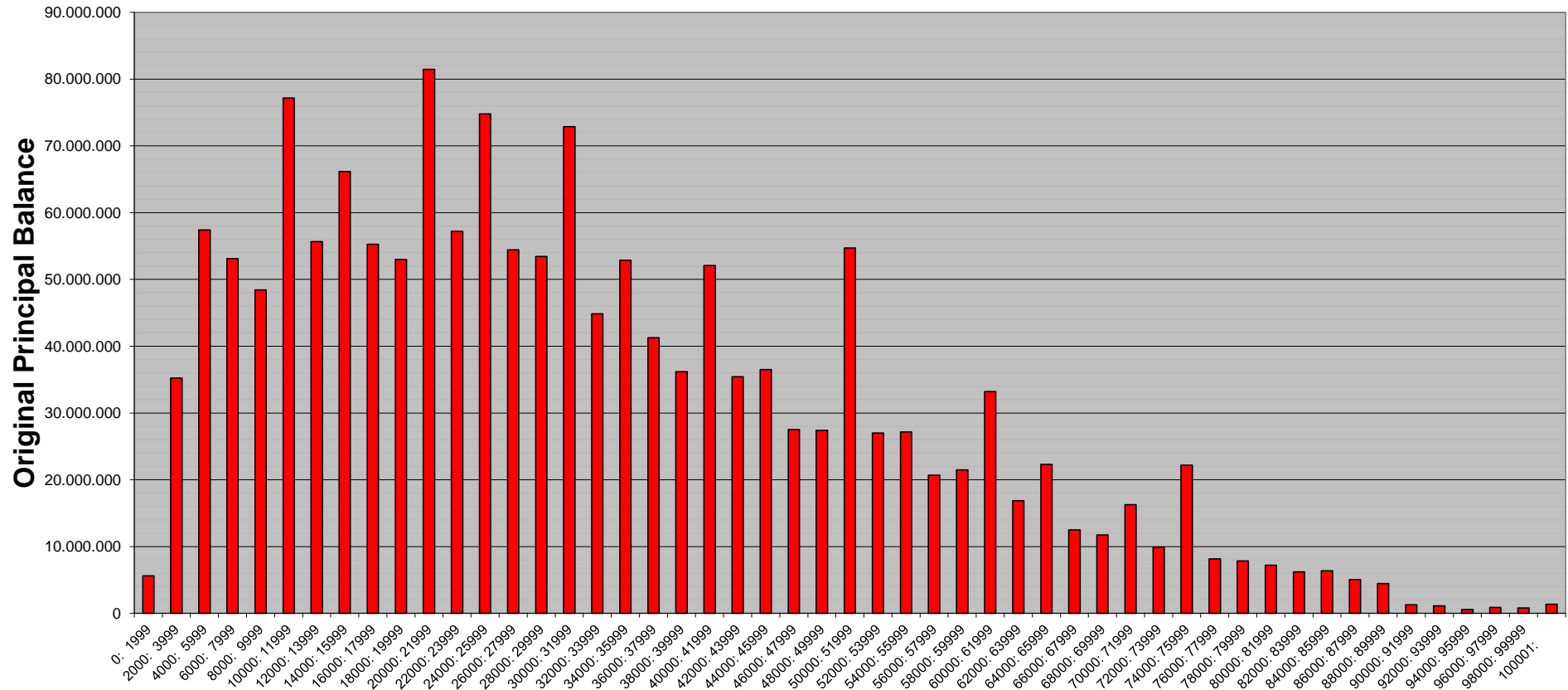
Original Principal Balance (Ranges in EUR)	Original Principal Balance in EUR	Percentage of Total Balance	Number of Loans	Percentage of Total Loans
0: 1999	5.613.035,77	0,35%	4.245	4,51%
2000: 3999	35.235.678,82	2,20%	12.386	13,15%
4000: 5999	57.407.952,99	3,58%	11.799	12,53%
6000: 7999	53.116.001,21	3,31%	7.804	8,29%
8000: 9999	48.440.934,62	3,02%	5.519	5,86%
10000: 11999	77.172.332,18	4,82%	7.266	7,71%
12000: 13999	55.670.655,01	3,47%	4.350	4,62%
14000: 15999	66.162.159,66	4,13%	4.426	4,70%
16000: 17999	55.274.088,07	3,45%	3.266	3,47%
18000: 19999	52.987.993,26	3,31%	2.810	2,98%
20000: 21999	81.455.037,46	5,08%	3.954	4,20%
22000: 23999	57.212.869,36	3,57%	2.498	2,65%
24000: 25999	74.760.568,39	4,66%	3.001	3,19%
26000: 27999	54.430.576,87	3,40%	2.023	2,15%
28000: 29999	53.450.551,58	3,34%	1.847	1,96%
30000: 31999	72.853.391,15	4,55%	2.380	2,53%
32000: 33999	44.847.525,50	2,80%	1.366	1,45%
34000: 35999	52.864.053,83	3,30%	1.513	1,61%
36000: 37999	41.275.815,47	2,58%	1.118	1,19%
38000: 39999	36.182.739,27	2,26%	931	0,99%
40000: 41999	52.095.748,95	3,25%	1.283	1,36%
42000: 43999	35.420.682,55	2,21%	826	0,88%
44000: 45999	36.500.677,32	2,28%	812	0,86%
46000: 47999	27.520.131,23	1,72%	586	0,62%
48000: 49999	27.413.522,99	1,71%	561	0,60%
50000: 51999	54.691.900,56	3,41%	1.085	1,15%
52000: 53999	27.015.927,44	1,69%	510	0,54%
54000: 55999	27.161.055,70	1,69%	494	0,52%
56000: 57999	20.672.238,09	1,29%	363	0,39%
58000: 59999	21.488.910,56	1,34%	365	0,39%
60000: 61999	33.217.996,02	2,07%	550	0,58%
62000: 63999	16.880.587,63	1,05%	268	0,28%
64000: 65999	22.319.212,23	1,39%	344	0,37%
66000: 67999	12.511.578,27	0,78%	187	0,20%
68000: 69999	11.735.455,92	0,73%	170	0,18%
70000: 71999	16.255.593,63	1,01%	230	0,24%
72000: 73999	9.921.036,14	0,62%	136	0,14%
74000: 75999	22.174.809,60	1,38%	296	0,31%
76000: 77999	8.160.080,55	0,51%	106	0,11%
78000: 79999	7.825.274,54	0,49%	99	0,11%
80000: 81999	7.195.929,10	0,45%	89	0,09%
82000: 83999	6.228.708,01	0,39%	75	0,08%
84000: 85999	6.374.894,71	0,40%	75	0,08%
86000: 87999	5.045.047,63	0,31%	58	0,06%
88000: 89999	4.443.897,00	0,28%	50	0,05%
90000: 91999	1.272.797,93	0,08%	14	0,01%
92000: 93999	1.120.070,64	0,07%	12	0,01%
94000: 95999	569.262,37	0,04%	6	0,01%
96000: 97999	871.935,37	0,05%	9	0,01%
98000: 99999	796.484,97	0,05%	8	0,01%
100001:	1.356.154,76	0,08%	12	0,01%
Total	1.602.671.562,88	100,00%	94.181	100,00%

Statistics in EUR	
Average Amount	17.016,93

**SC Germany Consumer 2021-1
Monthly Investor Report**

6.1 Original PB (Graph)

Calculation Date	11.05.2023		
Payment Date	15.05.2023		
Period No	18		
Monthly Period	May 2023		
Interest Period	from	14.04.2023	to 15.05.2023 = 31 days
Collection Period	from	01.04.2023	to 30.04.2023



**SC Germany Consumer 2021-1
Monthly Investor Report**

7. Current Principal Balance



Calculation Date	11.05.2023			
Payment Date	15.05.2023			
Period No	18			
Monthly Period	May 2023			
Interest Period	from	14.04.2023	to	15.05.2023 = 31 days
Collection Period	from	01.04.2023	to	30.04.2023

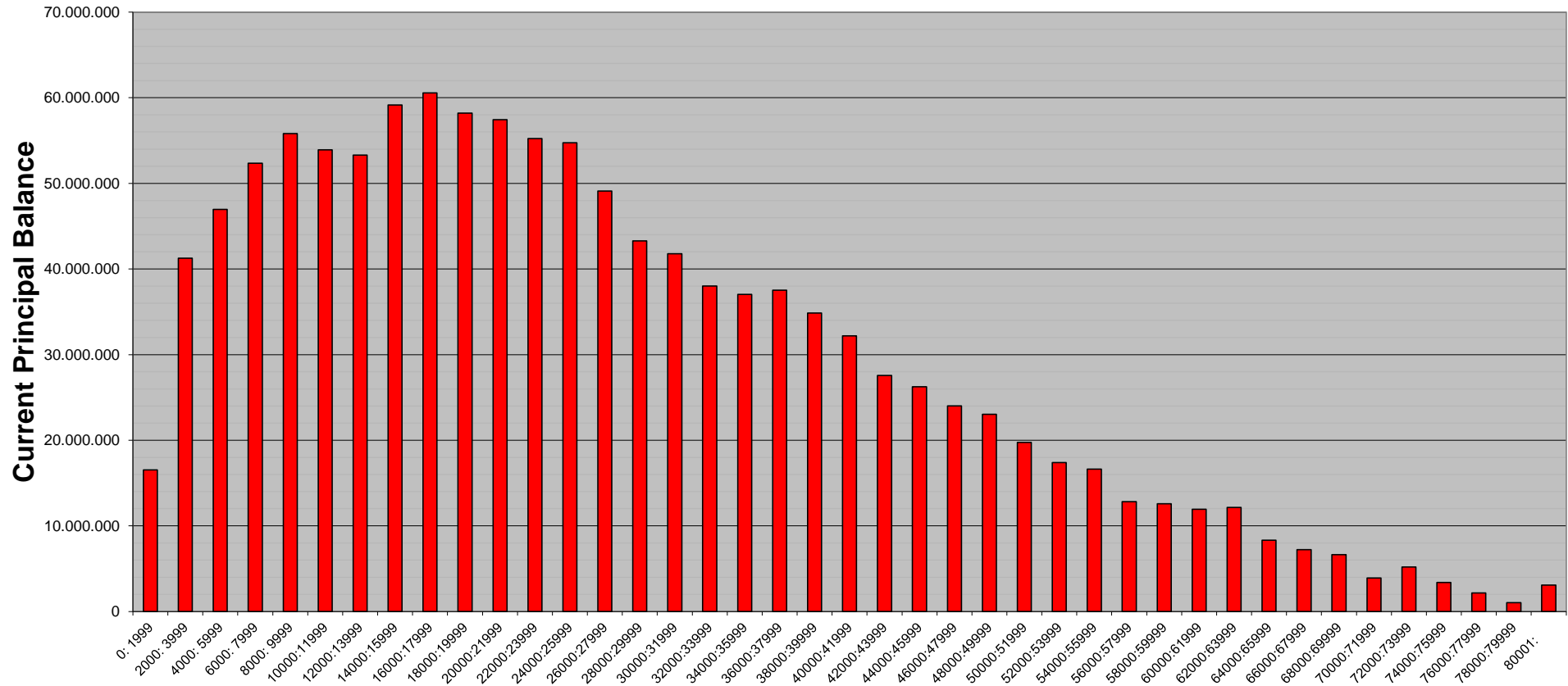
Current Principal Balance (Ranges in EUR)	Current Principal Balance in EUR	Percentage of Total Balance	Number of Loans	Percentage of Total Loans
0: 1999	16.539.895,91	1,35%	15.720	16,69%
2000: 3999	41.265.853,00	3,37%	14.015	14,88%
4000: 5999	46.951.671,33	3,84%	9.537	10,13%
6000: 7999	52.350.784,75	4,28%	7.512	7,98%
8000: 9999	55.808.254,98	4,56%	6.247	6,63%
10000:11999	53.928.635,33	4,40%	4.915	5,22%
12000:13999	53.313.562,12	4,35%	4.112	4,37%
14000:15999	59.142.078,25	4,83%	3.948	4,19%
16000:17999	60.563.473,48	4,95%	3.570	3,79%
18000:19999	58.218.108,08	4,76%	3.067	3,26%
20000:21999	57.438.668,11	4,69%	2.741	2,91%
22000:23999	55.239.466,80	4,51%	2.403	2,55%
24000:25999	54.755.076,71	4,47%	2.192	2,33%
26000:27999	49.116.512,10	4,01%	1.823	1,94%
28000:29999	43.270.447,27	3,53%	1.492	1,58%
30000:31999	41.768.076,46	3,41%	1.348	1,43%
32000:33999	38.015.963,61	3,11%	1.154	1,23%
34000:35999	37.026.662,72	3,02%	1.059	1,12%
36000:37999	37.523.819,98	3,06%	1.015	1,08%
38000:39999	34.854.831,24	2,85%	894	0,95%
40000:41999	32.195.437,55	2,63%	786	0,83%
42000:43999	27.558.950,71	2,25%	641	0,68%
44000:45999	26.251.906,67	2,14%	584	0,62%
46000:47999	24.015.386,72	1,96%	511	0,54%
48000:49999	23.032.606,77	1,88%	470	0,50%
50000:51999	19.760.218,76	1,61%	388	0,41%
52000:53999	17.384.567,22	1,42%	328	0,35%
54000:55999	16.612.032,49	1,36%	302	0,32%
56000:57999	12.824.049,73	1,05%	225	0,24%
58000:59999	12.568.063,54	1,03%	213	0,23%
60000:61999	11.942.412,17	0,98%	196	0,21%
62000:63999	12.150.211,70	0,99%	193	0,20%
64000:65999	8.312.385,68	0,68%	128	0,14%
66000:67999	7.227.466,33	0,59%	108	0,11%
68000:69999	6.625.283,49	0,54%	96	0,10%
70000:71999	3.900.670,52	0,32%	55	0,06%
72000:73999	5.182.966,72	0,42%	71	0,08%
74000:75999	3.374.391,52	0,28%	45	0,05%
76000:77999	2.157.343,57	0,18%	28	0,03%
78000:79999	1.026.457,41	0,08%	13	0,01%
80001:	3.094.395,69	0,25%	36	0,04%
Total	1.224.289.047,19	100,00%	94.181	100,00%

Statistics	in EUR
Average Amount	12.999,32

**SC Germany Consumer 2021-1
Monthly Investor Report**

7.1 Current PB (Graph)

Calculation Date	11.05.2023		
Payment Date	15.05.2023		
Period No	18		
Monthly Period	May 2023		
Interest Period	from	14.04.2023	to 15.05.2023 = 31 days
Collection Period	from	01.04.2023	to 30.04.2023



**SC Germany Consumer 2021-1
Monthly Investor Report**

8. Borrower Concentration



Calculation Date	11.05.2023	
Payment Date	15.05.2023	
Period No	18	
Monthly Period	May 2023	
Interest Period	from 14.04.2023	to 15.05.2023 = 31 days
Collection Period	from 01.04.2023	to 30.04.2023

No	Current Principal Balance in EUR	Percentage of Total Balance	Number of Loans
1	111.924,04	0,0091%	1
2	104.514,34	0,0085%	1
3	101.703,29	0,0083%	1
4	95.089,07	0,0078%	1
5	94.641,28	0,0077%	2
6	94.464,62	0,0077%	1
7	91.792,04	0,0075%	2
8	88.553,26	0,0072%	2
9	88.065,09	0,0072%	1
10	87.162,23	0,0071%	1
11	86.875,55	0,0071%	1
12	86.686,18	0,0071%	1
13	86.676,53	0,0071%	1
14	86.164,61	0,0070%	1
15	86.016,70	0,0070%	1
16	85.591,98	0,0070%	1
17	84.800,49	0,0069%	1
18	84.641,95	0,0069%	1
19	84.283,93	0,0069%	1
20	83.269,05	0,0068%	1
21	83.245,50	0,0068%	1
22	82.311,02	0,0067%	1
23	82.286,65	0,0067%	1
24	82.091,40	0,0067%	1
25	81.844,05	0,0067%	1
	2.224.694,85	0,1817%	28

**SC Germany Consumer 2021-1
Monthly Investor Report**

9. Geographical Distribution



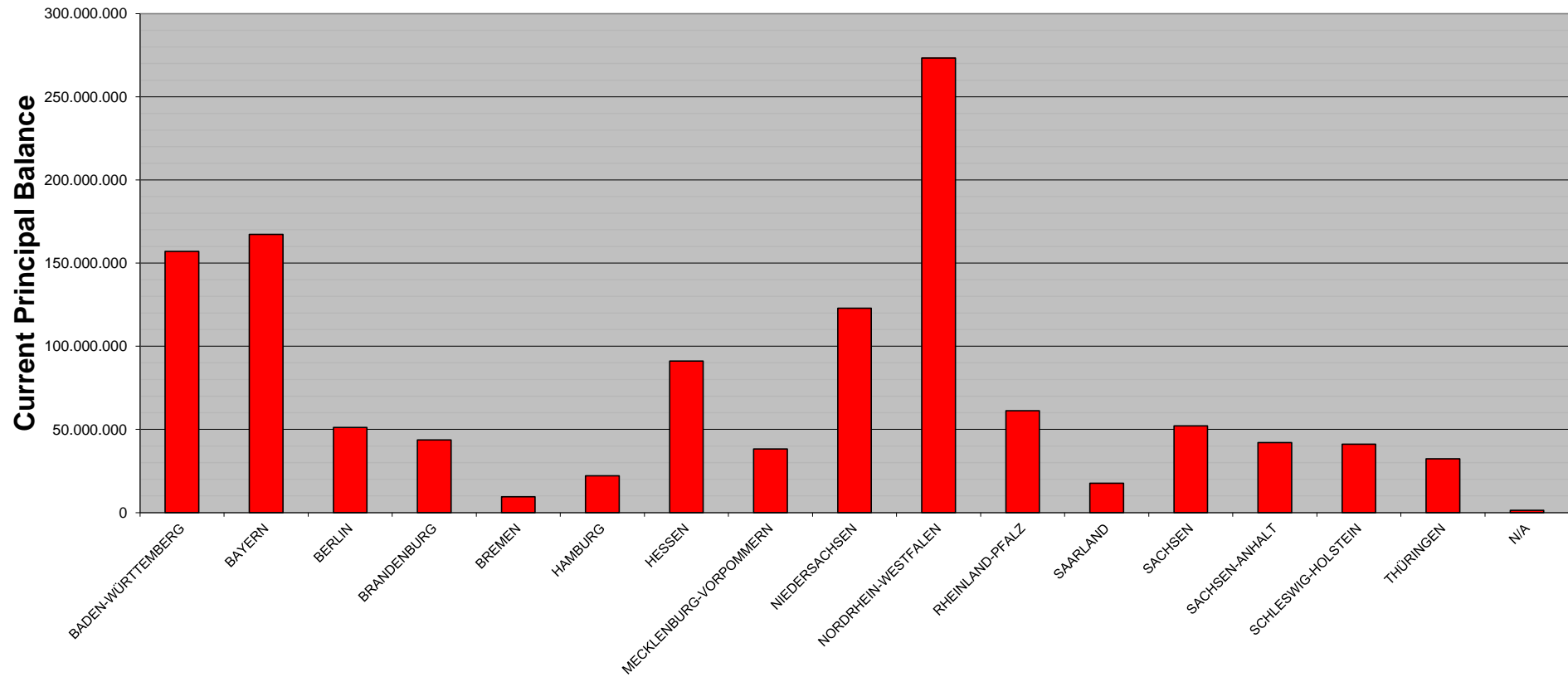
Calculation Date			11.05.2023		
Payment Date			15.05.2023		
Period No			18		
Monthly Period			May 2023		
Interest Period	from	14.04.2023	to	15.05.2023	= 31 days
Collection Period	from	01.04.2023	to	30.04.2023	

<i>State</i>	<i>Current Principal Balance in EUR</i>	<i>Percentage of Total Balance</i>	<i>Number of Loans</i>	<i>Percentage of Total Loans</i>
BADEN-WÜRTTEMBERG	157.130.570,87	12,83%	11.412	12,12%
BAYERN	167.199.144,43	13,66%	12.604	13,38%
BERLIN	51.223.827,32	4,18%	3.940	4,18%
BRANDENBURG	43.645.995,77	3,57%	3.592	3,81%
BREMEN	9.462.936,16	0,77%	751	0,80%
HAMBURG	22.099.432,25	1,81%	1.774	1,88%
HESSEN	91.067.359,30	7,44%	6.708	7,12%
MECKLENBURG-VORPOMMERN	38.196.456,21	3,12%	2.897	3,08%
NIEDERSACHSEN	122.929.754,01	10,04%	9.688	10,29%
NORDRHEIN-WESTFALEN	273.307.492,31	22,32%	20.730	22,01%
RHEINLAND-PFALZ	61.290.555,59	5,01%	4.807	5,10%
SAARLAND	17.692.012,46	1,45%	1.306	1,39%
SACHSEN	52.142.429,45	4,26%	4.265	4,53%
SACHSEN-ANHALT	42.042.633,43	3,43%	3.465	3,68%
SCHLESWIG-HOLSTEIN	41.157.816,63	3,36%	3.319	3,52%
THÜRINGEN	32.324.678,16	2,64%	2.848	3,02%
N/A	1.375.952,84	0,11%	75	0,08%
Total	1.224.289.047,19	100,00%	94.181	100,00%

**SC Germany Consumer 2021-1
Monthly Investor Report**

9.1 Geographical Distribution (Graph)

Calculation Date	11.05.2023	
Payment Date	15.05.2023	
Period No	18	
Monthly Period	May 2023	
Interest Period	from 14.04.2023	to 15.05.2023 = 31 days
Collection Period	from 01.04.2023	to 30.04.2023



**SC Germany Consumer 2021-1
Monthly Investor Report**

10. Collateral



Calculation Date			11.05.2023		
Payment Date			15.05.2023		
Period No			18		
Monthly Period			May 2023		
Interest Period	from	14.04.2023	to	15.05.2023	= 31 days
Collection Period	from	01.04.2023	to	30.04.2023	

<i>Collateral</i>	<i>Current Principal Balance in EUR</i>	<i>Percentage of Total Balance</i>	<i>Number of Loans</i>	<i>Percentage of Total Loans</i>
secured	57.174.966,41	4,67%	2.012	2,14%
unsecured	1.167.114.080,78	95,33%	92.169	97,86%
Total	1.224.289.047,19	100,00%	94.181	100,00%

**SC Germany Consumer 2021-1
Monthly Investor Report**

11. Insurances



Calculation Date			11.05.2023		
Payment Date			15.05.2023		
Period No			18		
Monthly Period			May 2023		
Interest Period	from	14.04.2023	to	15.05.2023	= 31 days
Collection Period	from	01.04.2023	to	30.04.2023	

<i>Payment Protection Insurance</i>	<i>Current Principal Balance in EUR</i>	<i>Percentage of Total Balance</i>	<i>Number of Loans</i>	<i>Percentage of Total Loans</i>
No	534.124.368,30	43,63%	47.789	50,74%
Yes	690.164.678,89	56,37%	46.392	49,26%
Total	1.224.289.047,19	100,00%	94.181	100,00%

**SC Germany Consumer 2021-1
Monthly Investor Report**

12. Payment Methods



Calculation Date			11.05.2023		
Payment Date			15.05.2023		
Period No			18		
Monthly Period			May 2023		
Interest Period	from	14.04.2023	to	15.05.2023	= 31 days
Collection Period	from	01.04.2023	to	30.04.2023	

<i>Payment Method</i>	<i>Current Principal Balance in EUR</i>	<i>Percentage of Total Balance</i>	<i>Number of Loans</i>	<i>Percentage of Total Loans</i>
Direct Debit	1.188.815.391,42	97,10%	91.375	97,02%
Other	35.473.655,77	2,90%	2.806	2,98%
Total	1.224.289.047,19	100,00%	94.181	100,00%

<i>Cycle of Payment</i>	<i>Current Principal Balance in EUR</i>	<i>Percentage of Total Balance</i>	<i>Number of Loans</i>	<i>Percentage of Total Loans</i>
15th of month	300.440.843,71	24,54%	22.546	23,94%
1st of month	923.848.203,48	75,46%	71.635	76,06%
Total	1.224.289.047,19	100,00%	94.181	100,00%

**SC Germany Consumer 2021-1
Monthly Investor Report**

13. Effective Interest Rate



Calculation Date	11.05.2023	
Payment Date	15.05.2023	
Period No	18	
Monthly Period	May 2023	
Interest Period	from 14.04.2023	to 15.05.2023 = 31 days
Collection Period	from 01.04.2023	to 30.04.2023

Yield Range *	Current Principal Balance in EUR	Percentage of Total Balance	Number of Loans	Percentage of Total Loans
0: 0	64.357,84	0,01%	3	0,00%
1: 1	21.503.709,10	1,76%	3.279	3,48%
2: 2	229.798.534,15	18,77%	24.832	26,37%
3: 3	159.709.987,44	13,05%	11.471	12,18%
4: 4	165.509.491,52	13,52%	11.364	12,07%
5: 5	168.360.930,24	13,75%	11.365	12,07%
6: 6	282.346.642,33	23,06%	16.728	17,76%
7: 7	144.388.349,06	11,79%	11.036	11,72%
8: 8	37.695.249,29	3,08%	2.809	2,98%
9: 9	11.183.283,62	0,91%	907	0,96%
10:10	2.118.917,88	0,17%	223	0,24%
11:11	1.258.697,61	0,10%	117	0,12%
12:12	306.087,19	0,03%	38	0,04%
13:13	44.809,92	0,00%	9	0,01%
Total	1.224.289.047,19	100,00%	94.181	100,00%

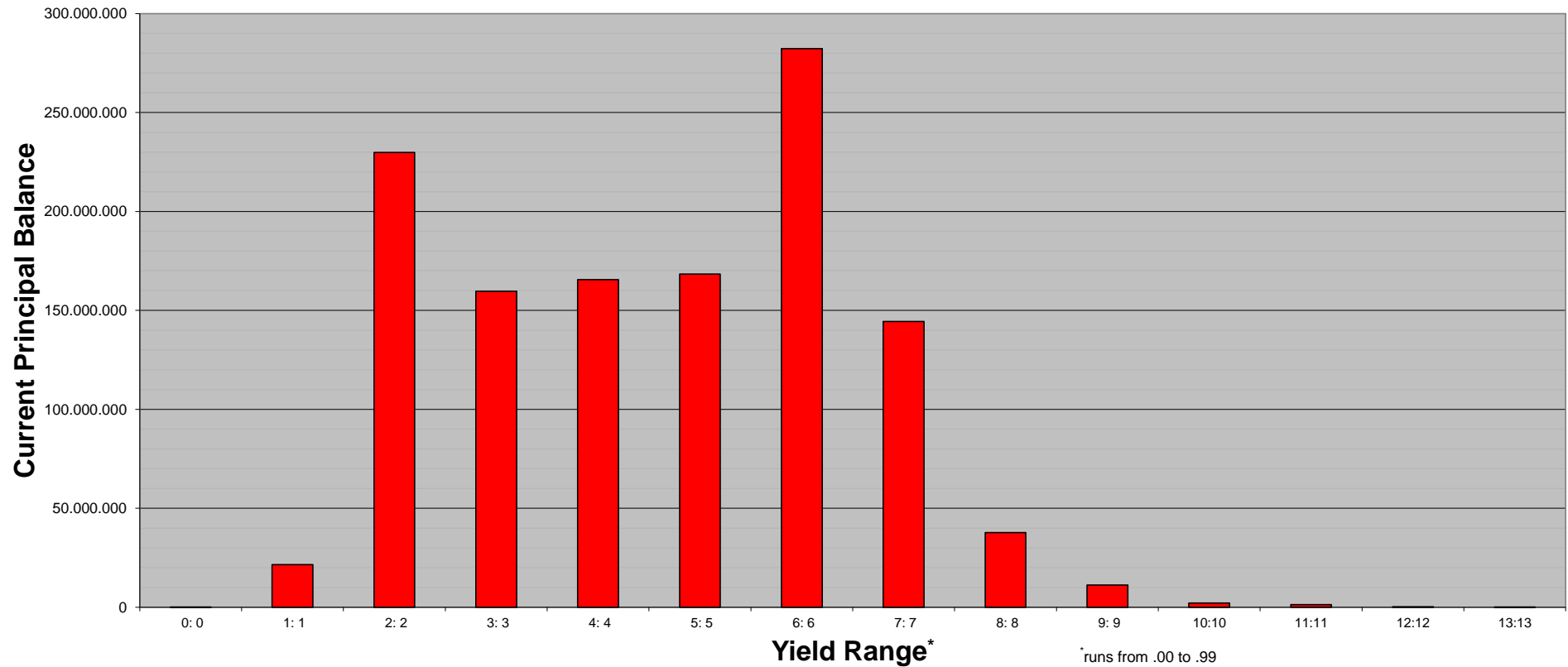
Statistics	in %
WA Interest	5,41%

* runs from .00 to .99

**SC Germany Consumer 2021-1
Monthly Investor Report**

13.1 Effective Interest Rate (Graph)

Calculation Date	11.05.2023	
Payment Date	15.05.2023	
Period No	18	
Monthly Period	May 2023	
Interest Period	from 14.04.2023	to 15.05.2023 = 31 days
Collection Period	from 01.04.2023	to 30.04.2023



**SC Germany Consumer 2021-1
Monthly Investor Report**

14. Seasoning



Calculation Date	11.05.2023				
Payment Date	15.05.2023				
Period No	18				
Monthly Period	May 2023				
Interest Period	from	14.04.2023	to	15.05.2023	= 31 days
Collection Period	from	01.04.2023	to	30.04.2023	

<i>Seasoning in Months</i>	<i>Current Principal Balance in EUR</i>	<i>Percentage of Total Balance</i>	<i>Number of Loans</i>	<i>Percentage of Total Loans</i>
6: 8	8.742.521,85	0,71%	666	0,71%
9:11	55.144.578,46	4,50%	3.644	3,87%
12:14	109.290.964,34	8,93%	7.262	7,71%
15:17	133.824.276,96	10,93%	10.074	10,70%
18:20	259.976.841,18	21,23%	21.521	22,85%
21:23	305.454.770,31	24,95%	22.779	24,19%
24:26	178.797.854,89	14,60%	13.609	14,45%
27:29	98.132.081,25	8,02%	7.853	8,34%
30:32	58.584.429,64	4,79%	5.039	5,35%
33:35	4.773.833,11	0,39%	480	0,51%
36:38	3.888.131,85	0,32%	386	0,41%
39:41	3.503.065,67	0,29%	368	0,39%
42:44	2.000.515,22	0,16%	198	0,21%
45:47	359.413,85	0,03%	52	0,06%
48:50	762.645,50	0,06%	76	0,08%
51:53	450.169,75	0,04%	50	0,05%
54:56	272.722,25	0,02%	44	0,05%
57:59	85.524,73	0,01%	17	0,02%
60:62	65.723,78	0,01%	17	0,02%
63:65	63.167,82	0,01%	10	0,01%
66:68	19.177,25	0,00%	6	0,01%
69:71	29.133,98	0,00%	7	0,01%
72:74	40.080,68	0,00%	8	0,01%
75:77	7.021,73	0,00%	3	0,00%
78:80	928,33	0,00%	2	0,00%
81:	19.472,81	0,00%	10	0,01%
Total	1.224.289.047,19	100,00%	94.181	100,00%

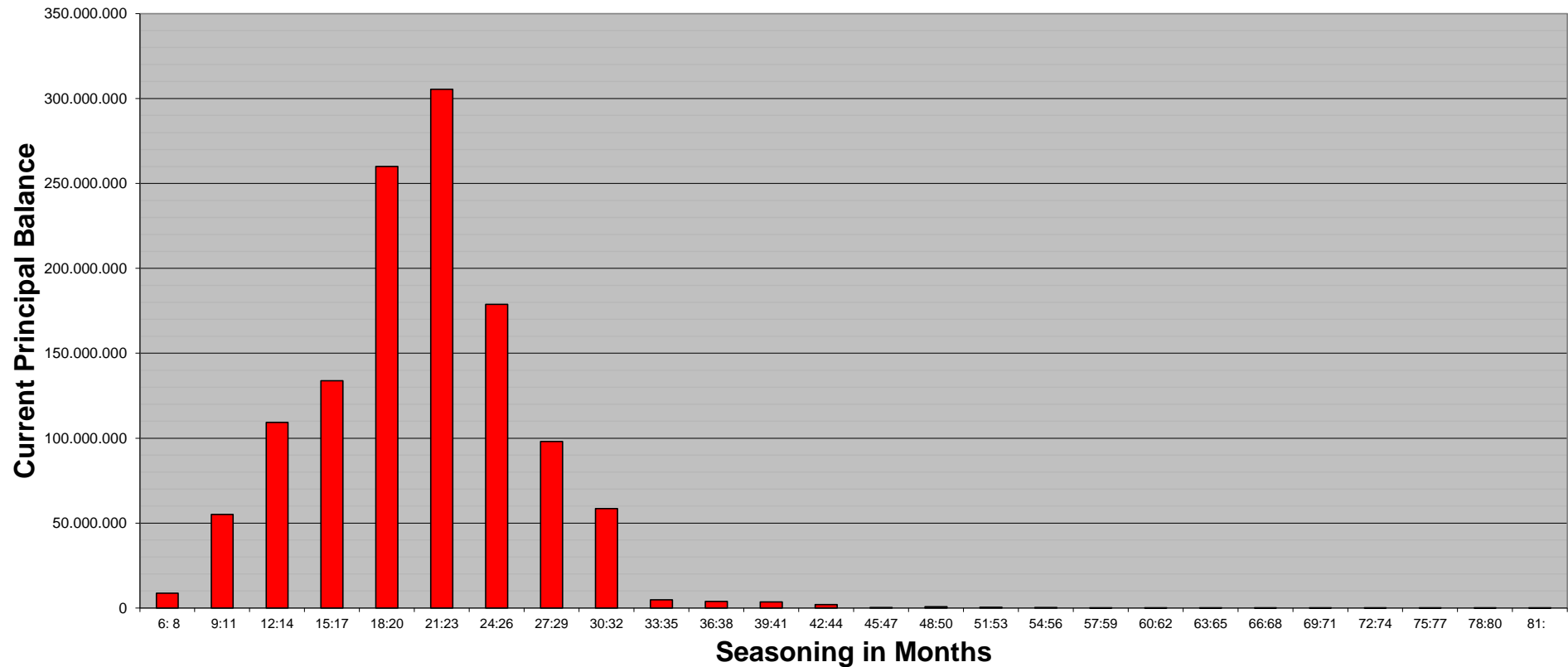
Statistics

WA Seasoning	20,84
--------------	-------

**SC Germany Consumer 2021-1
Monthly Investor Report**

14.1 Seasoning (Graph)

Calculation Date	11.05.2023	
Payment Date	15.05.2023	
Period No	18	
Monthly Period	May 2023	
Interest Period	from 14.04.2023	to 15.05.2023 = 31 days
Collection Period	from 01.04.2023	to 30.04.2023



**SC Germany Consumer 2021-1
Monthly Investor Report**

15. Remaining Term



Calculation Date	11.05.2023	
Payment Date	15.05.2023	
Period No	18	
Monthly Period	May 2023	
Interest Period	from 14.04.2023	to 15.05.2023 = 31 days
Collection Period	from 01.04.2023	to 30.04.2023

<i>Remaining Term in Months</i>	<i>Current Principal Balance in EUR</i>	<i>Percentage of Total Balance</i>	<i>Number of Loans</i>	<i>Percentage of Total Loans</i>
0: 6	2.616.708,94	0,21%	4.357	4,63%
7: 13	7.682.056,28	0,63%	4.275	4,54%
14: 20	17.655.736,53	1,44%	6.206	6,59%
21: 27	22.092.888,41	1,80%	5.104	5,42%
28: 34	34.664.739,94	2,83%	6.260	6,65%
35: 41	47.519.009,56	3,88%	6.377	6,77%
42: 48	50.261.811,04	4,11%	5.351	5,68%
49: 55	66.133.197,37	5,40%	5.706	6,06%
56: 62	102.078.074,98	8,34%	7.357	7,81%
63: 69	158.488.425,37	12,95%	10.553	11,21%
70: 76	314.303.285,50	25,67%	14.977	15,90%
77: 83	293.484.531,01	23,97%	13.194	14,01%
84: 90	105.392.866,46	8,61%	4.397	4,67%
91: 97	1.790.008,65	0,15%	63	0,07%
98:104	28.460,15	0,00%	1	0,00%
105:108	63.853,47	0,01%	2	0,00%
109:	33.393,53	0,00%	1	0,00%
Total	1.224.289.047,19	100,00%	94.181	100,00%

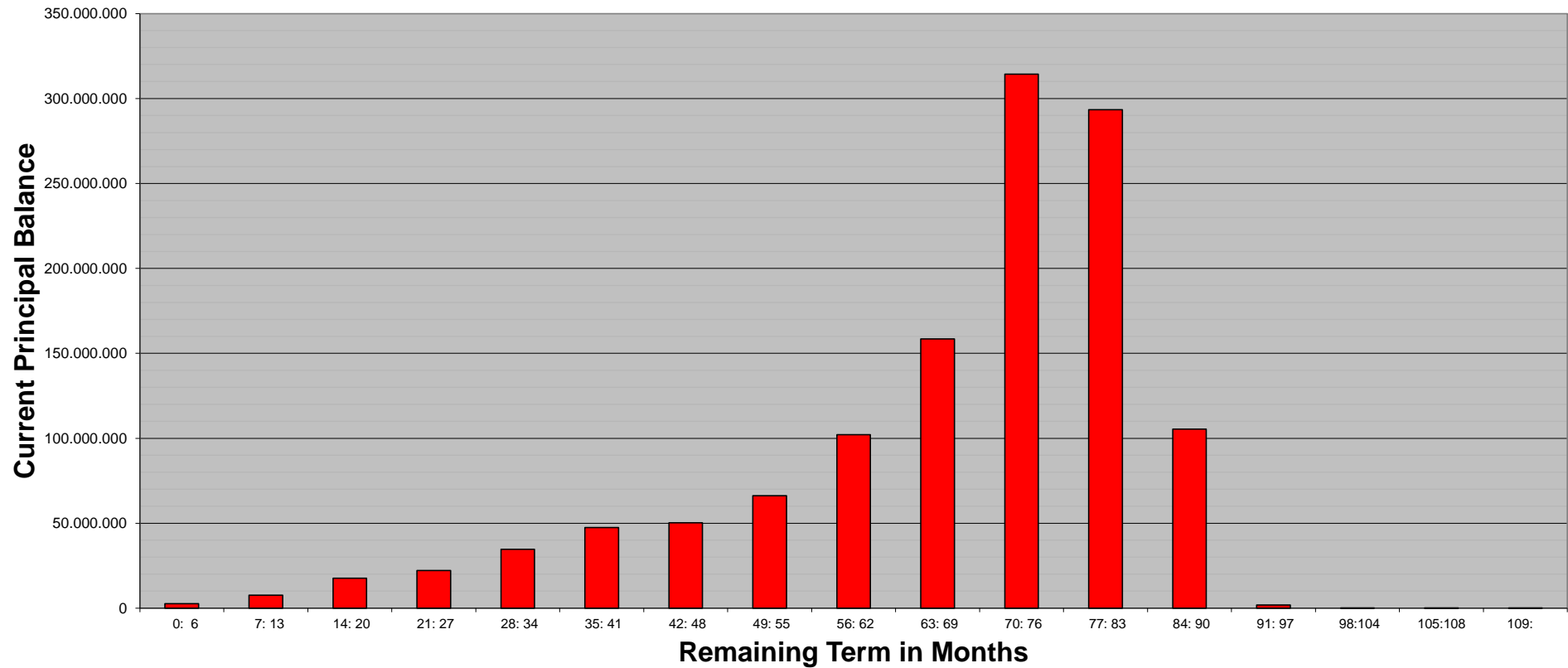
Statistics

WA Remaining Term	66,73
-------------------	-------

**SC Germany Consumer 2021-1
Monthly Investor Report**

15.1 Remaining Term (Graph)

Calculation Date	11.05.2023	
Payment Date	15.05.2023	
Period No	18	
Monthly Period	May 2023	
Interest Period	from 14.04.2023	to 15.05.2023 = 31 days
Collection Period	from 01.04.2023	to 30.04.2023



**SC Germany Consumer 2021-1
Monthly Investor Report**

16. Original Term



Calculation Date	11.05.2023	
Payment Date	15.05.2023	
Period No	18	
Monthly Period	May 2023	
Interest Period	from 14.04.2023	to 15.05.2023 = 31 days
Collection Period	from 01.04.2023	to 30.04.2023

<i>Original Term in Months</i>	<i>Current Principal Balance in EUR</i>	<i>Percentage of Total Balance</i>	<i>Number of Loans</i>	<i>Percentage of Total Loans</i>
7: 13	40.099,89	0,00%	152	0,16%
14: 20	301.275,77	0,02%	499	0,53%
21: 27	4.811.668,04	0,39%	5.051	5,36%
28: 34	2.175.194,63	0,18%	904	0,96%
35: 41	21.709.787,93	1,77%	8.403	8,92%
42: 48	6.734.405,00	0,55%	1.247	1,32%
49: 55	43.924.969,22	3,59%	9.185	9,75%
56: 62	70.625.961,78	5,77%	9.418	10,00%
63: 69	17.749.111,88	1,45%	1.617	1,72%
70: 76	80.981.729,98	6,61%	7.109	7,55%
77: 83	25.102.078,05	2,05%	1.445	1,53%
84: 90	206.230.154,25	16,84%	15.306	16,25%
91: 97	456.710.355,40	37,30%	21.721	23,06%
98:104	280.649.175,74	22,92%	11.909	12,64%
105:111	6.318.002,66	0,52%	208	0,22%
112:118	99.369,82	0,01%	3	0,00%
119:	125.707,15	0,01%	4	0,00%
Total	1.224.289.047,19	100,00%	94.181	100,00%

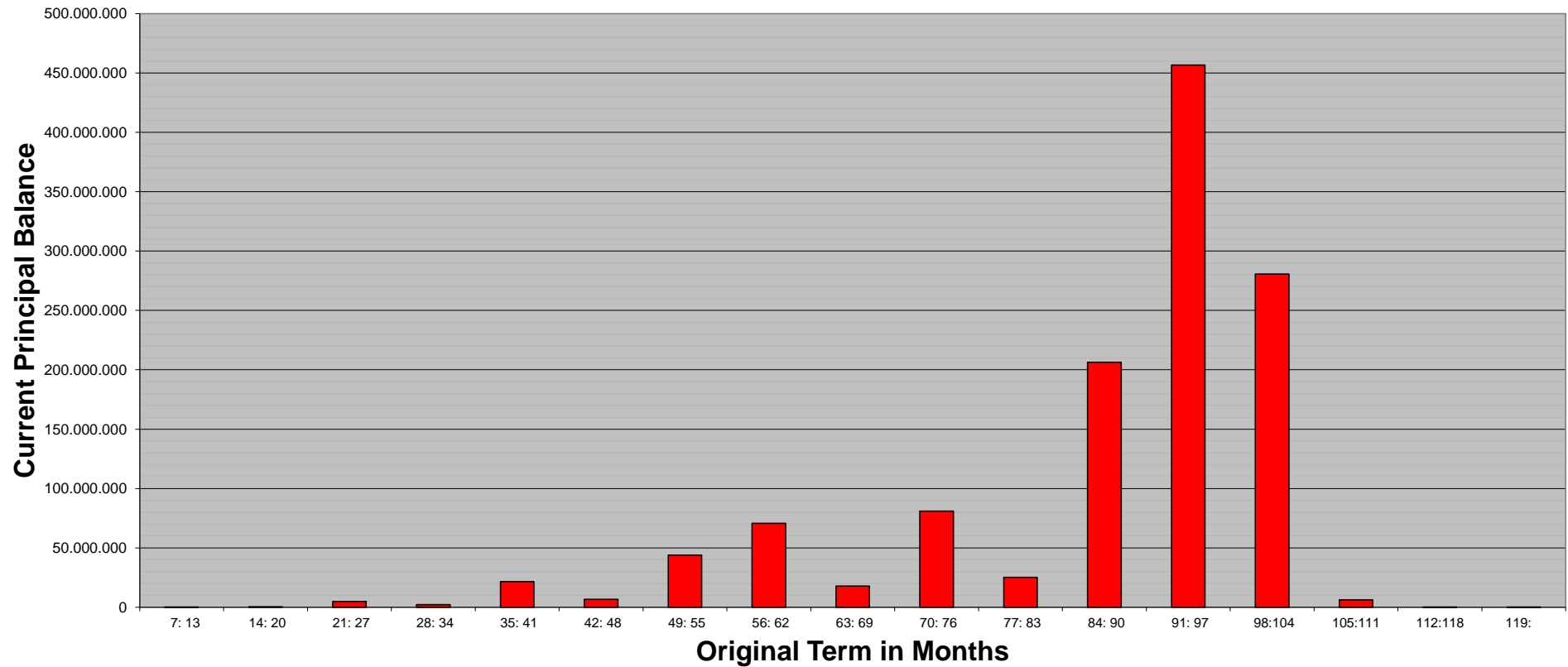
Statistics

WA Original Term	87,57
------------------	-------

**SC Germany Consumer 2021-1
Monthly Investor Report**

16.1 Original Term (Graph)

Calculation Date	11.05.2023	
Payment Date	15.05.2023	
Period No	18	
Monthly Period	May 2023	
Interest Period	from 14.04.2023	to 15.05.2023 = 31 days
Collection Period	from 01.04.2023	to 30.04.2023



**SC Germany Consumer 2021-1
Monthly Investor Report**

17. Loan Concentration

Calculation Date			11.05.2023			
Payment Date			15.05.2023			
Period No			18			
Monthly Period			May 2023			
Interest Period	from	14.04.2023	to	15.05.2023	=	31 days
Collection Period	from	01.04.2023	to	30.04.2023		



<i>Loan Concentration</i>	<i>Current Principal Balance in EUR</i>	<i>Percentage of Total Balance</i>	<i>Number of Loans</i>	<i>Percentage of Total Loans</i>	<i>Number of Debtors</i>	<i>Percentage of Total Debtors</i>
1: 1	1.185.714.346,40	96,85%	88.047	93,49%	88.047	96,92%
2: 2	34.663.444,58	2,83%	4.778	5,07%	2.389	2,63%
3: 3	2.967.248,20	0,24%	969	1,03%	323	0,36%
4: 4	715.477,24	0,06%	276	0,29%	69	0,08%
5: 5	192.181,33	0,02%	70	0,07%	14	0,02%
6: 6	9.780,03	0,00%	12	0,01%	2	0,00%
7:	26.569,41	0,00%	29	0,03%	4	0,00%
Total	1.224.289.047,19	100,00%	94.181	100,00%	90.848	100,00%

SC Germany Consumer 2021-1
Monthly Investor Report

18. Amortisation Profile



Calculation Date	11.05.2023					
Payment Date	15.05.2023					
Period No	18					
Monthly Period	May 2023					
Interest Period	from	14.04.2023	to	15.05.2023	=	31 days
Collection Period	from	01.04.2023	to	30.04.2023		

Amortisation profile

Collection Period	Outstanding Volume	Collection Period	Outstanding Volume
1	1.224.289.047,19 €	51	347.733.805,07 €
2	1.205.455.207,60 €	52	332.556.283,38 €
3	1.186.483.734,66 €	53	317.491.554,49 €
4	1.167.527.812,07 €	54	302.558.104,31 €
5	1.148.603.869,47 €	55	287.751.019,29 €
6	1.129.725.151,41 €	56	273.116.542,57 €
7	1.110.909.564,98 €	57	258.652.067,13 €
8	1.092.160.188,50 €	58	244.382.758,08 €
9	1.073.445.041,55 €	59	230.280.646,04 €
10	1.054.760.702,63 €	60	216.344.532,93 €
11	1.036.092.305,97 €	61	202.611.840,86 €
12	1.017.443.990,83 €	62	189.104.830,50 €
13	998.828.143,66 €	63	175.836.027,97 €
14	980.243.355,03 €	64	162.869.861,52 €
15	961.706.208,63 €	65	150.189.140,51 €
16	943.208.224,77 €	66	137.820.083,06 €
17	924.783.710,79 €	67	125.750.951,37 €
18	906.441.358,34 €	68	114.058.087,08 €
19	888.194.069,75 €	69	102.708.535,76 €
20	870.039.097,83 €	70	91.760.794,00 €
21	851.951.465,97 €	71	81.160.463,86 €
22	833.924.106,50 €	72	70.931.737,16 €
23	815.924.700,11 €	73	61.269.984,49 €
24	797.967.831,35 €	74	52.221.119,06 €
25	780.073.378,95 €	75	43.787.239,59 €
26	762.238.210,88 €	76	36.141.847,59 €
27	744.452.505,55 €	77	29.335.458,88 €
28	726.734.728,13 €	78	23.481.142,32 €
29	709.111.523,74 €	79	18.690.804,38 €
30	691.578.998,72 €	80	14.837.478,48 €
31	674.153.907,10 €	81	11.544.724,76 €
32	656.856.800,95 €	82	8.781.957,12 €
33	639.645.867,52 €	83	6.400.577,26 €
34	622.533.527,12 €	84	4.471.718,64 €
35	605.493.646,83 €	85	2.961.740,17 €
36	588.526.505,68 €	86	1.862.528,12 €
37	571.660.889,10 €	87	1.085.567,22 €
38	554.898.796,92 €	88	570.830,92 €
39	538.248.276,27 €	89	266.769,94 €
40	521.715.303,40 €	90	114.986,55 €
41	505.308.877,44 €	91	72.492,82 €
42	489.027.064,15 €	92	46.113,74 €
43	472.884.816,82 €	93	31.562,06 €
44	456.894.642,16 €	94	22.490,83 €
45	441.005.352,86 €	95	19.244,93 €
46	425.238.310,18 €	96	17.301,97 €
47	409.545.572,51 €	97	15.816,19 €
48	393.939.477,13 €	98	14.321,78 €
49	378.436.529,28 €	99	12.818,67 €
50	363.031.054,68 €	100	11.655,63 €

SC Germany Consumer 2021-1
Monthly Investor Report

Calculation Date	11.05.2023				
Payment Date	15.05.2023				
Period No	18				
Monthly Period	May 2023				
Interest Period	from	14.04.2023	to	15.05.2023	= 31 days
Collection Period	from	01.04.2023	to	30.04.2023	

19. Priority of Payments + Transaction Costs



Pre-Enforcement Available Interest Amount

Interest Collections	+ 5.437.007,06 €
Other Interest Payments by the Seller to the Issuer	+ - €
Recoveries	+ 183.618,21 €
Interest on Transaction and Purchase Shortfall Account	+ 0,14 €
Amounts on the Commingling Reserve account*	+ - €
Amounts on the Liquidity Reserve Account	+ 6.446.581,25 €
Amounts received by the Interest Rate Swap counterparty	+ 3.335.529,49 €
Remaining Pre-Enforcement Available Principal Amount	+ - €
Other Amounts paid to the Issuer	+ - €
Available Interest Amount	= 15.402.736,15 €

Pre-Enforcement Available Principal Amount

Principal Collections (including Deemed Collections)	+ 36.766.904,91 €
other principal amount paid by the Seller to the Issuer	+ - €
Final Repurchase Price	+ - €
Amounts standing to the credit of the Commingling Reserve Account	+ - €
Amounts standing to the credit of the Set-Off Reserve Account	+ - €
Purchase Shortfall Amount	+ 43,16 €
Mezzanine Loan Disbursement Amount paid by the Originator to the Issuer	+ - €
Principal Deficiency Sub-Ledger	+ 2.601.135,99 €
Rounding Differences from previous period	+ - €
Available Principal Amount	= 39.368.174,06 €

*excl. any interest earned on any balance credited to the Commingling Reserve Account

Pre-Enforcement Interest Priority of Payments

Available Interest Amount	15.402.736,15 €
Senior Expenses and Taxes	- 9.493,67 €
Swap Interest Payment other than subordinated Payments	- - €
Interest on Class A Notes	- 3.089.886,75 €
Interest on Class B (if Most Senior Note or Class B PDL < 25%)	- 166.296,00 €
Interest on Class C (if Most Senior Note or Class C PDL < 25%)	- 298.389,00 €
Interest on Class D (if Most Senior Note or Class D PDL < 25%)	- 256.597,50 €
Interest on Class E (if Most Senior Note or Class E PDL < 25%)	- 154.020,00 €
Interest on Class F (if Most Senior Note or Class F PDL < 25%)	- 64.831,80 €
Required Liquidity Reserve Amount Replenishment	- 6.189.706,16 €
Crediting the PDLs until cleared	- 2.601.135,99 €
Interest Class B (if not paid above)	- - €
Interest Class C (if not paid above)	- - €
Interest Class D (if not paid above)	- - €
Interest Class E (if not paid above)	- - €
Interest Class F (if not paid above)	- - €
Target Amortisation of Class F (including previously accrued)	- 2.159.028,30 €
Interest Class G	- 45.337,50 €
Mezzanine Loan Interest	- - €
Subordinated Swap Amounts (if applicable)	- - €
Fees for Commingling Reserve Account and Set-Off Reserve Account	- - €
Interest on Liquidity Reserve Loan	- 39.582,55 €
Principal on Liquidity Reserve Loan	- 328.430,93 €
Remaining Amount to the Seller	- - €

Pre-Enforcement Principal Priority of Payments

Available Principal Amount	39.368.174,06 €
Senior Expense Deficit	- - €
Net Note Available Principal Proceeds	= 39.368.174,06 €
Replenishment	- - €
Purchase Shortfall Amount	- - €
Prior to Sequential Payment Trigger Event: Class A Pro Rata- Principal Payment Amount	- 32.100.192,00 €
Prior to Sequential Payment Trigger Event: Class B Pro Rata- Principal Payment Amount	- 1.615.104,00 €
Prior to Sequential Payment Trigger Event: Class C Pro Rata- Principal Payment Amount	- 2.624.544,00 €
Prior to Sequential Payment Trigger Event: Class D Pro Rata- Principal Payment Amount	- 2.018.880,00 €
Prior to Sequential Payment Trigger Event: Class E Pro Rata- Principal Payment Amount	- 1.009.440,00 €
On or after to Sequential Payment Trigger Event: Redemption Class A	- - €
Full Redemption Class B - G (after Regulatory Change Event)	- - €
On or after to Sequential Payment Trigger Event: Redemption Class B	- - €
On or after to Sequential Payment Trigger Event: Redemption Class C	- - €
On or after to Sequential Payment Trigger Event: Redemption Class D	- - €
On or after to Sequential Payment Trigger Event: Redemption Class E	- - €
Redemption Class F Notes	- - €
Redemption Class G Notes	- - €
Mezzanine Loan Principal	- - €
Clearing of rounding differences	- - €

Transaction Costs

	Total	Class A	Class B	Class C	Class D	Class E	Class F	Class G	Liquidity Reserve Loan
Senior Expenses	9.493,67 €								
Interest accrued for the Period	4.114.941,10 €	3.089.886,75 €	166.296,00 €	298.389,00 €	256.597,50 €	154.020,00 €	64.831,80 €	45.337,50 €	39.582,55 €
Cumulative Interest accrued	31.201.984,06 €	20.541.289,50 €	1.254.066,00 €	2.611.264,50 €	2.559.997,50 €	1.803.776,25 €	1.253.861,40 €	420.468,75 €	757.260,18 €
Interest Payments	4.114.941,10 €	3.089.886,75 €	166.296,00 €	298.389,00 €	256.597,50 €	154.020,00 €	64.831,80 €	45.337,50 €	39.582,55 €
Cumulative Interest Payments	31.139.964,89 €	20.541.289,50 €	1.254.066,00 €	2.611.264,50 €	2.559.997,50 €	1.803.776,25 €	1.253.861,40 €	397.800,00 €	717.909,74 €
Unpaid Interest for the Period	- €	- €	- €	- €	- €	- €	- €	- €	- €
Cumulative Unpaid Interest	62.019,19 €	- €	- €	- €	- €	- €	- €	- €	39.350,44 €
Liquidity Reserve Loan only: Outstanding Amount	6.382.056,22 €							22.668,75 €	6.382.056,22 €

**SC Germany Consumer 2021-1
Monthly Investor Report**

20. Retention



Calculation Date	11.05.2023	
Payment Date	15.05.2023	
Period No	18	
Monthly Period	May 2023	
Interest Period	from 14.04.2023	to 15.05.2023 = 31 days
Collection Period	from 01.04.2023	to 30.04.2023

For the purposes of compliance with the requirements of Article 6(3)(c) of the Securitisation Regulation, the Seller will retain, in its capacity as originator within the meaning of the Securitisation Regulation, on an ongoing basis for the life of the transaction, such net economic interest through an interest in randomly selected exposures.

Amount of randomly Selected Exposures 61.001.085,62 €

**SC Germany Consumer 2021-1
Monthly Investor Report**

21. Counterparties



Reporting Date	11.05.2023					
Payment Date	15.05.2023					
Period No	18					
Monthly Period	May 2023					
Interest Period	from	14.04.2023	to	15.05.2023	=	31 days
Collection Period	from	01.04.2023	to	30.04.2023		

Joint Lead Managers

Banco Santander S.A.
Paseo de Pareda 9 - 12
39004 Santander
Spain

Société Générale S.A.
29 Boulevard Haussmann
75009 Paris
France

Joint Lead Manager (Class A)

Citigroup Global Markets Europe AG
Reuterweg 16
60323 Frankfurt am Main
Germany

Corporate Administrator

Circumference FS (Luxembourg) S.A.
22-24 Boulevard Royal
L-2449 Luxembourg
Grand Duchy of Luxembourg

Luxembourg Listing Agent

Bank of New York Mellon SA-NV/Luxembourg
2-4 rue Eugène Ruppert
L-2453 Luxembourg
Grand Duchy of Luxembourg

**Principal Paying Agent, Calculation Agent,
Cash Administrator, Interest Determination Agent
& Back-Up Servicer Facilitator**

Bank of New York Mellon
One Canada Square
London E14 5AL
United Kingdom

Account Bank & Transaction Security Trustee

Bank of New York Mellon
Messe Turm, Friedrich-Ebert-Anlage 49
60327 Frankfurt am Main
Germany

Interest Swap Counterparty:

DZ Bank AG
Platz der Republik
60265 Frankfurt am Main
Germany

Data Trustee:

Oversea FS B.V.
Barbara Strozziiaan 101
1083 HN Amsterdam
The Netherlands

Rating Agencies:

Fitch Ratings
Neue Mainzer Strasse 46 - 50
60311 Frankfurt am Main
Germany

Moody's Investors Service España, S.A.
Principe de Vergara, 131 - 6º Floor
28002 Madrid
Spain

Long Term	Fitch		Moody's			Counterparty status
	Short Term	Outlook	Long Term	Short Term	Outlook	
A-	F2	STABLE	(P)A2	P-1	STABLE	performing
A-	F1	STABLE	A1	P-1	STABLE	performing
-	-	-	-	P-1	STABLE	performing
-	-	-	-	-	-	performing
AA	F1+	STABLE	-	P-1	STABLE	performing
AA	F1+	STABLE	Aa2	P-1	STABLE	performing
AA	F1+	STABLE	Aa2	P-1	STABLE	performing
AA-	F1+	STABLE	Aa2	P-1	STABLE	performing
-	-	-	-	-	-	performing

Ratings as of 30.04.2023, data source: Bloomberg

SC Germany Consumer 2021-1 Monthly Investor Report

22. Issuer Information



Reporting Date			11.05.2023			
Payment Date			15.05.2023			
Period No			18			
Monthly Period			May 2023			
Interest Period	from	14.04.2023	to	15.05.2023	=	31 days
Collection Period	from	01.04.2023	to	30.04.2023		

Deal Name:

SC Germany Consumer 2021-1

Issuer:

SC GERMANY S.A., COMPARTMENT CONSUMER 2021-1

The Managing Directors
22-24 Boulevard Royal
L-2449 Luxembourg,
Grand Duchy of Luxembourg

LEI:

54930010DV9V1WKUO071

Seller of the Receivables:

Santander Consumer Bank AG

Servicer Name:

Santander Consumer Bank AG

Reporting Entity:

Santander Consumer Bank AG

Capital Markets
Santander-Platz 1
41061 Mönchengladbach
Germany
eMail abs_ger@santander.de
fax +49 (0) 2161 690 7077

SPV-Administrator:

Circumference FS (Luxembourg) S.A.

22-24 Boulevard Royal
L-2449 Luxembourg,
Grand Duchy of Luxembourg

**SC Germany Consumer 2021-1
Monthly Investor Report**

23. Swap Counterparty Data



Reporting Date	11.05.2023				
Payment Date	15.05.2023				
Period No	18				
Monthly Period	May 2023				
Interest Period	from	14.04.2023	to	15.05.2023	= 31 days
Collection Period	from	01.04.2023	to	30.04.2023	

Swap Counterparty

Swap Counterparty DZ Bank AG
Swap Rating Trigger Breach no

Rating Trigger & Current Ratings	Consequenses	Fitch			Moody's			Trigger breach
		Long Term or Derivative Counterparty Rating	Short Term	Outlook	Long Term (CRA)	Short Term	Outlook	
1st Rating Trigger	Collateral, Guarantee or Replacement	A	F1		A3			no
2nd Rating Trigger	Replacement	BBB-	F3		Baa1			no
Current Counterparty Ratings		AA(dcr)	F1+	STABLE	Aa2(cr)	P-1	STABLE	

Current Swap Data

Swap Type Fixed Floating Interest Rate Swap
Notional Amount 1.495.500.000,00 €
Fixed Rate -0,2400%
Floating Rate (Euribor) 2,8890%
Net Swap Payments - 3.335.529,49 €
Notional Amount next period 1.196.414.044,40

Swap Counterparty Details

DZ Bank AG
Kapitalmärkte Handel / ABS-Emissionen
Platz der Republik
60265 Frankfurt am Main
Germany
Phone +49 69 7447 4341
Email: Tom.Oelrich@dzbank.de

Counterparty Replacement

Old Counterparty DZ Bank AG
Current Counterparty DZ Bank AG

Swap Collateral

Beginning of Period - €
Cash Outflow - €
Cash Inflow - €
End of Period - €

Ratings as of 30.04.2023, data source: Bloomberg

In case of Fitch, only one required rating must be held

**SC Germany Consumer 2021-1
Monthly Investor Report**

24. Santander Consumer Bank



Contact Details

Team Securitization

Stefan Zilligen +49-2161-690-6069
Christina Opwis +49-2161-690-7086
Team ABS

stefan.zilligen@santander.de
christina.opwis@santander.de
abs_ger@santander.de

Reporting Date	11.05.2023				
Payment Date	15.05.2023				
Period No	18				
Monthly Period	May 2023				
Interest Period	from	14.04.2023	to	15.05.2023	= 31 days
Collection Period	from	01.04.2023	to	30.04.2023	

Ratings Santander

Banco Santander S.A.

Santander Consumer Finance S.A.

Santander Consumer Bank AG

Fitch			Moody's		
Long Term	Short Term	Outlook	Long Term	Short Term	Outlook
A	F1	STABLE	A3(cr)	P-2(cr)	STABLE
A	F1	STABLE	A3(cr)	P-2(cr)	STABLE
A-	F2	STABLE	A1(cr)	P-1(cr)	STABLE

Ratings as of 30.04.2023, data source: Bloomberg

**SC Germany Consumer 2021-1
Monthly Investor Report**

25. Glossary



Reporting Date		11.05.2023				
Payment Date		15.05.2023				
Period No		18				
Monthly Period		May 2023				
Interest Period	from	14.04.2023	to	15.05.2023	=	31 days
Collection Period	from	01.04.2023	to	30.04.2023		

Aggregate Outstanding Principal Amount:

Shall mean in respect of all Purchased Receivables at any time, the aggregate of the Outstanding Principal Amounts of all Purchased Receivables which, as of such time, are not defaulted receivables.

Defaulted Contracts/Defaults:

Shall mean as of any date, any purchased receivable which has been declared due and payable in full in accordance to the Credit and Collection Policy which in principal is between 120 and 180 calendar days after the due date.

Delinquent Receivable:

Shall mean as of any date, any purchased receivable which is more than 30 days overdue and not a defaulted contract.

Excess Spread:

Excess Spread equals WA Portfolio Yield minus Fixed Swap Rate minus WA Notes Margin

Legal Maturity:

Final Payment date on which each Class A Note will be redeemed in full.

Expected Maturity:

Maturity date of the notes under the assumption of inter alia (a) a 27 % constant prepayment rate, (b) an exercised Clean-Up Call at 10%,

Payment Protection Insurance:

Insurance, composed of life insurance and/or accident insurance and/or temporary disability insurance and/or unemployment insurance, which covers the risk that a Debtor in its capacity as insured person is unable to pay the Loan Instalments owed by such Debtor life insurance

Recoveries:

Any amount received on defaulted contracts

Set-Off Reserves (X/Y):

Protection against set-off risks due to (X) capitalized service fees (e.g. Payment Protection Insurance, Gap Insurance, Repair Cost Insurance) and (Y) deposits