

# SC Germany Consumer 2021-1 Monthly Investor Report



ABS Issuer of the Year  
Santander Consumer Bank AG

**WINNER**



# SC Germany Consumer 2021-1 Monthly Investor Report

## Cover Sheet Monthly Investor Report



Calculation Date	12.09.2022				
Payment Date	14.09.2022				
Period No	10				
Monthly Period	Sep 2022				
Interest Period	from 16.08.2022	to	14.09.2022	=	29 days
Collection Period	from 01.08.2022	to	31.08.2022		

Index	Page
1. Portfolio Information	<a href="#">1</a>
1.1 Portfolio Information per period	<a href="#">2</a>
2. Reserve Accounts	<a href="#">3</a>
3.1 Delinquency Data	<a href="#">4</a>
3.2 Default Data	<a href="#">5</a>
3.3 Defaults & Recoveries per period	<a href="#">6</a>
4. Concentration Limits	<a href="#">7</a>
5. Outstanding Notes	<a href="#">8</a>
6. Original Principal Balance	<a href="#">9</a>
6.1 Original PB (Graph)	<a href="#">10</a>
7. Current Principal Balance	<a href="#">11</a>
7.1 Current PB (Graph)	<a href="#">12</a>
8. Borrower Concentration	<a href="#">13</a>
9. Geographical Distribution	<a href="#">14</a>
9.1 Geographical (Graph)	<a href="#">15</a>
10. Collateral	<a href="#">16</a>
11. Insurances	<a href="#">17</a>
12. Payment Methods	<a href="#">18</a>
13. Effective Interest Rate	<a href="#">19</a>
13.1 Effective Interest Rate (Graph)	<a href="#">20</a>
14. Seasoning	<a href="#">21</a>
14.1 Seasoning (Graph)	<a href="#">22</a>
15. Remaining Term	<a href="#">23</a>
15.1 Remaining Term (Graph)	<a href="#">24</a>
16. Original Term	<a href="#">25</a>
16.1 Original Term (Graph)	<a href="#">26</a>
17. Loan Concentration	<a href="#">27</a>
18. Amortisation Profiles	<a href="#">28</a>
19. Priority of Payments + Transaction Costs	<a href="#">29</a>
20. Retention	<a href="#">30</a>
21. Counterparties	<a href="#">31</a>
21. Issuer Information	<a href="#">32</a>
23. Swap Counterparty	<a href="#">33</a>
24. Santander Consumer Bank	<a href="#">34</a>
25. Glossary	<a href="#">35</a>

**SC Germany Consumer 2021-1  
Monthly Investor Report**

**1. Portfolio Information**



Calculation Date	12.09.2022	
Payment Date	14.09.2022	
Period No	10	
Monthly Period	Sep 2022	
Interest Period from	16.08.2022	to 14.09.2022 = 29 days
Collection Period from	01.08.2022	to 31.08.2022

Outstanding Receivables	No. of Contracts	current period	previous period
		Aggregate Outstanding Principal Amount	Aggregate Outstanding Principal Amount
<b>Beginning of Period</b>	<b>105.827</b>	<b>1.499.999.987,23 €</b>	<b>1.499.999.999,19 €</b>
Scheduled Principal Payments		22.004.535,01 €	
Prepayment Principal		34.862.780,27 €	
<b>Total Principal Collections</b>		<b>56.867.315,28 €</b>	<b>58.527.307,59 €</b>
<b>Total Interest Collections</b>		<b>6.491.754,39 €</b>	<b>6.507.048,18 €</b>
<b>Defaults</b>		<b>4.005.510,70 €</b>	<b>3.512.656,23 €</b>
<b>Replenishment Amount</b>		<b>60.872.822,33 €</b>	<b>62.039.951,86 €</b>
<b>End of Period</b>		<b>1.499.999.983,58 €</b>	<b>1.499.999.987,23 €</b>
<b>Purchase Shortfall Amount</b>		<b>16,42 €</b>	<b>12,77 €</b>
<b>Total Assets (End of Period)</b>	<b>106.559</b>	<b>1.500.000.000,00 €</b>	<b>1.500.000.000,00 €</b>
<b>Current Prepayment Rate (annualised)</b>		24,6%	
<b>Current Poolfactor</b>		99,2%	

**SC Germany Consumer 2021-1  
Monthly Investor Report**

**1.1 Portfolio Information per period**



Calculation Date	12.09.2022		
Payment Date	14.09.2022		
Period No	10		
Monthly Period	Sep 2022		
Interest Period	from	16.08.2022	to 14.09.2022 = 29 days
Collection Period	from	01.08.2022	to 31.08.2022

Collection Period	Outstanding BOP	Scheduled Principal Payments	Prepayment Principal	Total Principal Collections	Prepayment Rate
1	€ 1.499.999.993,14	€ 6.155.052,72	€ 24.768.887,02	€ 30.923.939,74	18,11%
2	€ 1.499.999.987,15	€ 20.336.323,42	€ 21.804.395,16	€ 42.140.718,58	16,11%
3	€ 1.499.999.985,98	€ 20.706.928,99	€ 46.034.738,03	€ 66.741.667,02	31,21%
4	€ 1.499.999.995,73	€ 21.033.939,66	€ 41.567.085,59	€ 62.601.025,25	28,63%
5	€ 1.499.999.998,69	€ 21.318.836,68	€ 44.100.171,15	€ 65.419.007,83	30,10%
6	€ 1.499.999.992,23	€ 22.160.443,99	€ 40.552.897,35	€ 62.713.341,34	28,03%
7	€ 1.499.999.992,54	€ 22.229.969,22	€ 44.514.750,62	€ 66.744.719,84	30,34%
8	€ 1.499.999.979,11	€ 21.312.739,17	€ 40.284.527,73	€ 61.597.266,90	27,87%
9	€ 1.499.999.999,19	€ 22.137.961,55	€ 36.389.346,04	€ 58.527.307,59	25,52%
10	€ 1.499.999.987,23	€ 22.004.535,01	€ 34.862.780,27	€ 56.867.315,28	24,59%
11					
12					
13					
14					
15					
16					
17					
18					
19					
20					
21					
22					
23					
24					
25					
26					
27					
28					
29					
30					
31					
32					
33					
34					
35					
36					
37					
38					
39					
40					
41					
42					
43					
44					
45					
46					
47					
48					
49					
50					
51					
52					
53					
54					
55					
56					
57					
58					
59					
60					
61					
62					
63					
64					
65					
66					
67					
68					
69					
70					
71					
72					
73					
74					
75					
76					
77					
78					
79					
80					

**SC Germany Consumer 2021-1  
Monthly Investor Report**

**2. Reserve Accounts**



Calculation Date	12.09.2022	
Payment Date	14.09.2022	
Period No	10	
Monthly Period	Sep 2022	
Interest Period from	16.08.2022	to 14.09.2022 = 29 days
Collection Period from	01.08.2022	to 31.08.2022

**Note Balance**

Beginning of Period	1.488.999.991,20 €
End of Period	1.488.999.991,20 €

**Reserve Accounts**

	in %		Trigger Event y/n
<b>Liquidity Reserve</b>			
Beginning of Period	0,5%	7.429.374,96 €	
Cash Outflow		7.429.374,96 €	
of which Liquidity Reserve Excess Amount		6.875,01 €	
of which added to Priority of Payments		- €	
Cash Inflow		7.422.499,96 €	
End of Period	0,5%	7.422.499,96 €	
Required Liquidity Reserve Amount	0,5%	7.422.499,96 €	
<b>Commingling Reserve</b>	in %		no
Beginning of Period		n/a	
Cash Outflow		n/a	
of which Commingling Reserve Excess Amount			
of which drawn from the commingling reserve and applied to PoP			
Cash Inflow		n/a	
End of Period		n/a	
Commingling Reserve Required Amount		- €	
<b>Set-Off Reserve</b>	in %		no
Beginning of Period		n/a	
Cash Outflow		n/a	
of which Set-Off Reserve Excess Amount			
of which drawn from the set-off reserve and applied to PoP			
Cash Inflow		n/a	
End of Period		n/a	
Set-Off Reserve Required Amount		- €	

In case of Rating Trigger breach: Set-Off Reserve Required Amount

**SC Germany Consumer 2021-1  
Monthly Investor Report**

**3.1 Delinquency Data**



Reporting Date	12.09.2022		
Payment Date	14.09.2022		
Period No	10		
Monthly Period	Sep 2022		
Interest Period	from	16.08.2022	to 14.09.2022 = 29 days
Collection Period	from	01.08.2022	to 31.08.2022

**Note Balance**

Beginning of Period	1.488.999.991,20 €
End of Period	1.488.999.991,20 €

**Delinquency Data and Ratios**

Collection Period	Outstanding EOP	Days past due				not delinquent	Days past due			
		1-30	31-60	61-90	>90		1-30	31-60	61-90	>90
1	€ 1.499.999.993,14	€ -	€ -	€ -	€ -	<b>100,00%</b>	0,00%	0,00%	0,00%	0,00%
2	€ 1.499.999.987,15	€ 3.093.997,92	€ 473.721,34	€ 25.764,03	€ 133.791,66	<b>99,75%</b>	0,21%	0,03%	0,00%	0,01%
3	€ 1.499.999.985,98	€ 5.002.652,16	€ 2.128.186,78	€ 532.500,42	€ 59.335,79	<b>99,49%</b>	0,33%	0,14%	0,04%	0,00%
4	€ 1.499.999.995,73	€ 638.653,43	€ 3.095.149,53	€ 3.745.437,90	€ 2.795.134,93	<b>99,32%</b>	0,04%	0,21%	0,25%	0,19%
5	€ 1.499.999.998,69	€ 3.235.364,58	€ 4.134.580,93	€ 3.063.513,26	€ 2.500.790,83	<b>99,14%</b>	0,22%	0,28%	0,20%	0,17%
6	€ 1.499.999.992,23	€ 933.171,22	€ 7.396.351,01	€ 3.430.276,31	€ 3.999.130,36	<b>98,95%</b>	0,06%	0,49%	0,23%	0,27%
7	€ 1.499.999.992,54	€ 3.796.457,98	€ 5.109.633,29	€ 3.841.574,92	€ 4.796.991,73	<b>98,83%</b>	0,25%	0,34%	0,26%	0,32%
8	€ 1.499.999.979,11	€ 1.536.147,57	€ 4.386.980,50	€ 5.662.736,04	€ 7.260.818,77	<b>98,74%</b>	0,10%	0,29%	0,38%	0,48%
9	€ 1.499.999.999,19	€ 4.122.467,51	€ 2.049.128,04	€ 4.984.234,60	€ 8.029.562,24	<b>98,72%</b>	0,27%	0,14%	0,33%	0,54%
10	€ 1.499.999.987,23	€ 4.661.486,04	€ 5.464.321,07	€ 4.703.791,17	€ 5.415.418,22	<b>98,65%</b>	0,31%	0,36%	0,31%	0,36%
11										
12										
13										
14										
15										
16										
17										
18										
19										
20										
21										
22										
23										
24										
25										
26										
27										
28										
29										
30										
31										
32										
33										
34										
35										
36										
37										
38										
39										
40										
41										
42										
43										
44										
45										
46										
47										
48										
49										
50										
51										
52										
53										
54										
55										
56										
57										
58										
59										
60										
61										
62										
63										
64										
65										
66										
67										
68										
69										
70										
71										
72										
73										
74										
75										
76										
77										
78										
79										
80										

**SC Germany Consumer 2021-1  
Monthly Investor Report**

**3.2 Default Data**



Reporting Date	12.09.2022			
Payment Date	14.09.2022			
Period No	10			
Monthly Period	Sep 2022			
Interest Period from	16.08.2022	to	14.09.2022	= 29 days
Collection Period from	01.08.2022	to	31.08.2022	

**Note Balance**

Beginning of Period	1.488.999.991,20 €
End of Period	1.488.999.991,20 €

**Default Data and Ratios**

	Amount	Number of Loans
<b>Current Default</b>		
Current Period Gross Default	4.005.510,70 €	
Current Period Recoveries	44.602,91 €	
Current Period Net Default	3.960.907,79 €	
New Number of Defaulted Contracts		278
<b>Cumulative Default</b>		
Cumulative Gross Default	16.891.030,41 €	
Cumulative Recoveries	123.266,33 €	
Cumulative Net Losses	16.767.764,08 €	
Total Number of Defaulted Contracts		1.135

**Principal Deficiency Ledgers**

**Class A PDL Sub-Ledger**

Class A PDL BoP	- €
Class A Amount debited to the PDL	- €
Class A Amount credited to the PDL	- €
Class A PDL EoP	- €

**Class B PDL Sub-Ledger**

Class B PDL BoP	- €
Class B Amount debited to the PDL	- €
Class B Amount credited to the PDL	- €
Class B PDL EoP	- €

**Class C PDL Sub-Ledger**

Class C PDL BoP	- €
Class C Amount debited to the PDL	- €
Class C Amount credited to the PDL	- €
Class C PDL EoP	- €

**Class D PDL Sub-Ledger**

Class D PDL BoP	- €
Class D Amount debited to the PDL	- €
Class D Amount credited to the PDL	- €
Class D PDL EoP	- €

**Class E PDL Sub-Ledger**

Class E PDL BoP	- €
Class E Amount debited to the PDL	- €
Class E Amount credited to the PDL	- €
Class E PDL EoP	- €

**Class F PDL Sub-Ledger**

Class F PDL BoP	- €
Class F Amount debited to the PDL	- €
Class F Amount credited to the PDL	- €
Class F PDL EoP	- €

**Class G PDL Sub-Ledger**

Class G PDL BoP	- €
Class G Amount debited to the PDL	4.005.510,70 €
Class G Amount credited to the PDL	4.005.510,70 €
Class G PDL EoP	- €

**SC Germany Consumer 2021-1  
Monthly Investor Report**

Reporting Date	12.09.2022				
Payment Date	14.09.2022				
Period No	10				
Monthly Period	Sep 2022				
Interest Period	from	16.08.2022	to	14.09.2022	= 29 days
Collection Period	from	01.08.2022	to	31.08.2022	

**3.3 Defaults & Recoveries per period**



**Note Balance**

Beginning of Period	1.488.999.991,20 €
End of Period	1.488.999.991,20 €

**Default/Recovery Data and Ratios**

3 Months Rolling Average Dynamic Net Loss Ratio % \* **n/a**

Collection Period	Number of defaulted contracts	Defaults in collection period	cumulated Defaults since cut-off	cumulated amount of purchased receivables	Cumulated Default Ratio %	Recoveries in collection period	cumulated Recoveries since cut-off	cumulated net losses	cumulative net loss ratio %	Dynamic Net Loss Ratio
1	0	- €	- €	1.530.923.926,89 €	0,00%	- €	- €	- €	0,00%	n/a
2	0	- €	- €	1.573.064.644,30 €	0,00%	- €	- €	- €	0,00%	0,00%
3	4	46.022,55 €	46.022,55 €	1.639.852.343,62 €	0,00%	115,04 € -	115,04 €	46.137,59 €	0,00%	0,00%
4	49	798.889,37 €	844.911,92 €	1.703.252.261,20 €	0,05%	427,84 € -	542,88 €	845.454,80 €	0,05%	0,05%
5	114	942.733,47 €	1.787.645,39 €	1.769.613.996,04 €	0,10%	2.610,54 € -	3.153,42 €	1.790.798,81 €	0,10%	0,06%
6	281	2.476.697,01 €	4.264.342,40 €	1.834.804.034,70 €	0,23%	3.716,66 € -	6.870,08 €	4.271.212,48 €	0,23%	0,17%
7	450	2.769.354,19 €	7.033.696,59 €	1.904.318.095,30 €	0,37%	282,43 € -	7.152,51 €	7.040.849,10 €	0,37%	0,18%
8	620	2.339.166,89 €	9.372.863,48 €	1.968.254.549,17 €	0,48%	31.600,55 €	24.448,04 €	9.348.415,44 €	0,47%	0,15%
9	857	3.512.656,23 €	12.885.519,71 €	2.030.294.501,03 €	0,63%	54.215,38 €	78.663,42 €	12.806.856,29 €	0,63%	0,23%
10	1.135	4.005.510,70 €	16.891.030,41 €	2.091.167.323,36 €	0,81%	44.602,91 €	123.266,33 €	16.767.764,08 €	0,80%	0,26%
11										
12										
13										
14										
15										
16										
17										
18										
19										
20										
21										
22										
23										
24										
25										
26										
27										
28										
29										
30										
31										
32										
33										
34										
35										
36										
37										
38										
39										
40										
41										
42										
43										
44										
45										
46										
47										
48										
49										
50										
51										
52										
53										
54										
55										
56										
57										
58										
59										
60										
61										
62										
63										
64										
65										
66										
67										
68										
69										
70										
71										
72										
73										
74										
75										
76										
77										
78										
79										
80										

\* trigger applies for the first 24 Payment Dates following the end of the Replenishment Period



**SC Germany Consumer 2021-1  
Monthly Investor Report**

**4. Concentration Limits**



Reporting Date	12.09.2022			
Payment Date	14.09.2022			
Period No	10			
Monthly Period	Sep 2022			
Interest Period from	16.08.2022	to	14.09.2022	= 29 days
Collection Period from	01.08.2022	to	31.08.2022	

**Current Transaction Status**

Portfolio Concentrations	Minimum-Trigger	Maximum-Trigger	Current Value	Trigger Breach
Average Yield (applicable for Total Portfolio)	5,20%	-	5,47%	no
Borrower Exposure (applicable for Total Portfolio)	-	€ 200.000,00	€ 131.518,76	no
WA Remaining Term		85,00	72,61	no
		Maximum-Trigger	Current Value	Trigger Breach
<b>Purchase Shortfall Event</b>				no
Period before previous period		€ 150.000.000,00	€ 0,81	
Previous period		€ 150.000.000,00	€ 12,77	
Current period		€ 150.000.000,00	€ 16,42	
<b>Termination/Service Termination Event</b>				no
<b>Event of Default / Termination Event, as defined in the Interest Rate Swap</b>				no
<b>Sequential Payment Trigger Event</b>				no
Cumulative Net Loss Ratio				
- until (and including) the Payment Date in Nov 2022		1,50%		no
- from the Payment Date in Dec 2022 until (and including) the Payment Date in Nov 2023		2,75%		no
- from the Payment Date in Dec 2023 until (and including) the Payment Date in Nov 2024		3,50%	0,80%	no
- from the Payment Date in Dec 2024 onwards		4,25%		no
Debit balance PDL		€ 7.500.000,00	€ -	no
Aggregate Outstanding Portfolio Principal Amount is lower than 10 per cent of the Aggregate Outstanding Portfolio Principal Amount	10%		100,00%	no
Three Months Rolling Average Dynamic Net Loss Ratio *		0,40%	n/a	no
Tax Call Redemption date				no
Regulatory Change Event Redemption Date				no
Termination Event or Service Termination Event				
<b>Early Amortisation Event</b>				
Cumulative Net Loss Ratio				
- prior to 31 October 2022		1,50%	0,80%	no
Purchase Shortfall Event				no
Termination Event or Service Termination Event				no
Event of Default / Termination Event, as defined in the Interest Rate Swap				no
Any debit of class G after application of funds in current period		€ -	€ -	no

\* trigger applies for the first 24 Payment Dates following the end of the Replenishment Period

**SC Germany Consumer 2021-1  
Monthly Investor Report**

**5. Outstanding Notes**



Reporting Date	12.09.2022				
Payment Date	14.09.2022				
Period No	10				
Monthly Period	Sep 2022				
Interest Period from	16.08.2022	to	14.09.2022	=	29 days
Collection Period from	01.08.2022	to	31.08.2022		

1. Note Balance	All notes	Class A	Class B	Class C	Class D	Class E	Class F	Class G
<b>General Note Information</b>								
ISIN Code		XS2398387071	XS2398387741	XS2398388129	XS2398388632	XS2398388715	XS2398389010	XS2398389440
Currency		EUR	EUR	EUR	EUR	EUR	EUR	EUR
Initial Tranching	in %	79,50%	4,00%	6,50%	5,00%	2,50%	2,20%	0,30%
Legal Maturity		Nov 2035	Nov 2035	Nov 2035	Nov 2035	Nov 2035	Nov 2035	Nov 2035
Expected Maturity		Nov 2026	Nov 2026	Nov 2026	Nov 2026	Nov 2026	Dez 2023	Nov 2026
Original Rating (Fitch / Moody's)		AAA (sf) / Aaa (sf)	AA (sf) / Aa1 (sf)	A (sf) / Aa3 (sf)	BBB (sf) / Baa3 (sf)	BBB- (sf) / Ba3 (sf)	BB+ (sf) / B2 (sf)	n.r. / n.r.
Current Rating (Fitch / Moody's)*		AAA (sf) / Aaa (sf)	AA (sf) / Aa1 (sf)	A (sf) / Aa3 (sf)	BBB (sf) / Baa3 (sf)	BBB- (sf) / Ba3 (sf)	BB+ (sf) / B2 (sf)	n.r. / n.r.
Initial Notes Aggregate Principal Outstanding Balance	1.500.000.000 €	1.192.500.000,00 €	60.000.000,00 €	97.500.000,00 €	75.000.000,00 €	37.500.000,00 €	33.000.000,00 €	4.500.000,00 €
Initial Nominal per Note		100.000,00 €	100.000,00 €	100.000,00 €	100.000,00 €	100.000,00 €	100.000,00 €	100.000,00 €
Initial Number of Notes per Class		11.925	600	975	750	375	330	45
<b>Current Note Information</b>								
Class Principal Outstanding Balance Beginning of Period	1.488.999.991,20 €	1.192.500.000,00 €	60.000.000,00 €	97.500.000,00 €	75.000.000,00 €	37.500.000,00 €	21.999.991,20 €	4.500.000,00 €
Replenishment	60.872.822,33 €							
Amortisation	1.375.001,10 €							
Redemption per Class		- €	- €	- €	- €	- €	1.375.001,10 €	- €
Redemption per Note		- €	- €	- €	- €	- €	4.166,67 €	- €
Class Principal Outstanding Balance End of Period	1.487.624.990,10 €	1.192.500.000,00 €	60.000.000,00 €	97.500.000,00 €	75.000.000,00 €	37.500.000,00 €	20.624.990,10 €	4.500.000,00 €
Current Tranching		80,2%	4,0%	6,6%	5,0%	2,5%	1,4%	0,3%
Current Pool Factor	0,99	1,00	1,00	1,00	1,00	1,00	0,62	1,00
<b>2. Payments to Investors per Note</b>								
Interest Rate Basis: 1 M-Euribor / Fixed / Floating	-0,027%	1mE+70bp	1mE+95bp	1mE+135bp	1mE+185bp	1mE+280bp	1mE+350bp	5,85%
DayCount Convention		act/360	act/360	act/360	act/360	act/360	act/360	act/360
Interest Days	29							
Principal Outstanding per Note Beginning of Period		100.000,00 €	100.000,00 €	100.000,00 €	100.000,00 €	100.000,00 €	66.666,64 €	100.000,00 €
Class F only: Accrued Target Amortisation Amounts								
> Principal Repayment per Note		- €	- €	- €	- €	- €	4.166,67 €	- €
Principal Outstanding per Note End of Period		100.000,00 €	100.000,00 €	100.000,00 €	100.000,00 €	100.000,00 €	62.499,97 €	100.000,00 €
> Interest accrued for the period	-	646.454,25 €	44.610,00 €	103.915,50 €	110.137,50 €	83.767,50 €	61.548,30 €	21.206,25 €
Interest Payment		646.454,25 €	44.610,00 €	103.915,50 €	110.137,50 €	83.767,50 €	61.548,30 €	21.206,25 €
Interest Payment per Note		54,21 €	74,35 €	106,58 €	146,85 €	223,38 €	186,51 €	471,25 €
<b>3. Credit Enhancements</b>								
Initial total CE (Subordination, Reserve)		21,00%	17,00%	10,50%	5,50%	3,00%	0,80%	0,50%
Current CE		21,00%	17,00%	10,50%	5,50%	3,00%	1,63%	1,33%

**SC Germany Consumer 2021-1  
Monthly Investor Report**

**6. Original Principal Balance**



Calculation Date	12.09.2022			
Payment Date	14.09.2022			
Period No	10			
Monthly Period	Sep 2022			
Interest Period	from	16.08.2022	to	14.09.2022 = 29 days
Collection Period	from	01.08.2022	to	31.08.2022

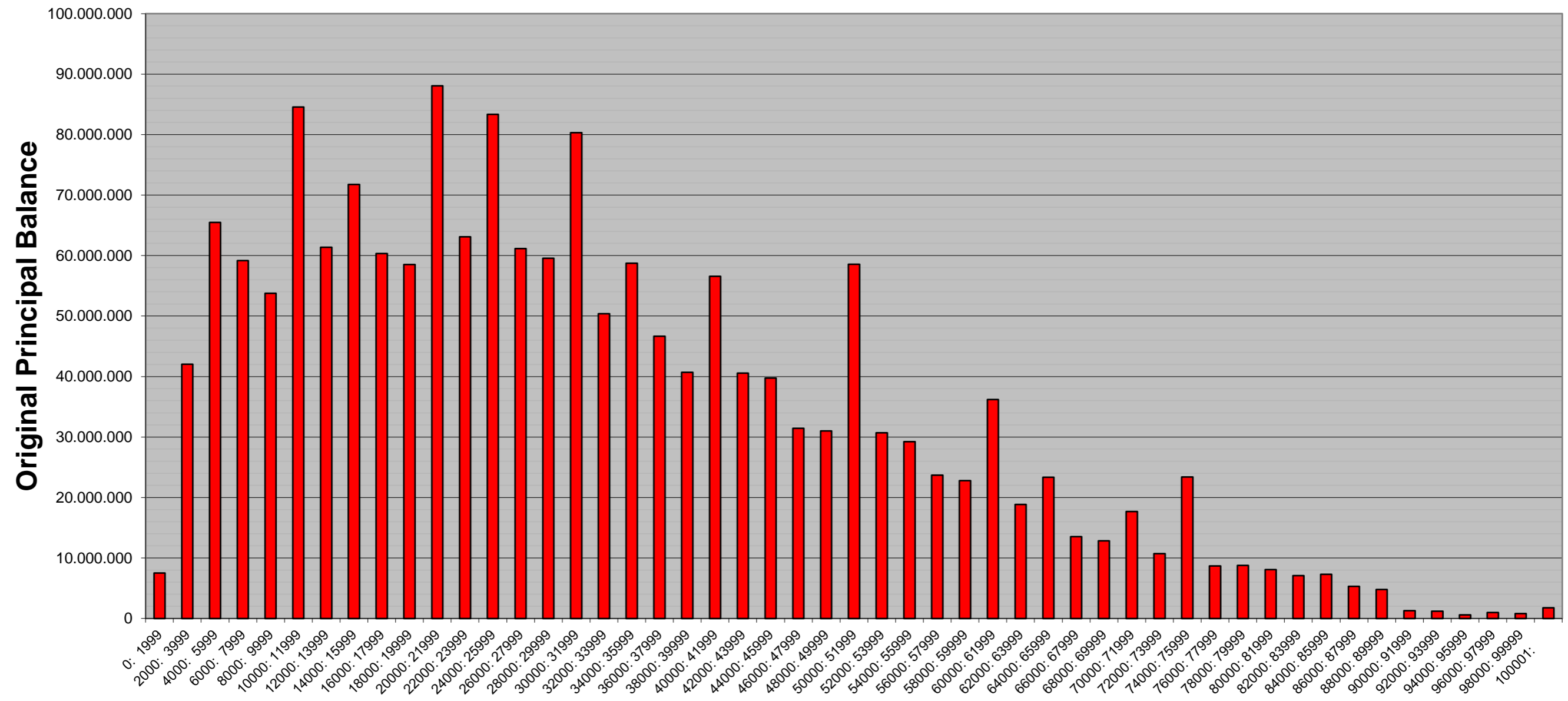
Original Principal Balance (Ranges in EUR)	Original Principal Balance in EUR	Percentage of Total Balance	Number of Loans	Percentage of Total Loans
0: 1999	7.510.301,25	0,42%	5.759	5,40%
2000: 3999	42.030.783,97	2,37%	14.815	13,90%
4000: 5999	65.499.000,80	3,69%	13.472	12,64%
6000: 7999	59.181.091,13	3,34%	8.704	8,17%
8000: 9999	53.752.347,61	3,03%	6.118	5,74%
10000: 11999	84.554.082,42	4,77%	7.951	7,46%
12000: 13999	61.383.684,42	3,46%	4.794	4,50%
14000: 15999	71.762.676,59	4,05%	4.800	4,50%
16000: 17999	60.319.069,26	3,40%	3.565	3,35%
18000: 19999	58.524.747,85	3,30%	3.102	2,91%
20000: 21999	88.063.593,88	4,96%	4.271	4,01%
22000: 23999	63.105.760,24	3,56%	2.755	2,59%
24000: 25999	83.334.961,22	4,70%	3.345	3,14%
26000: 27999	61.167.665,00	3,45%	2.273	2,13%
28000: 29999	59.552.249,81	3,36%	2.057	1,93%
30000: 31999	80.317.239,30	4,53%	2.622	2,46%
32000: 33999	50.401.201,06	2,84%	1.535	1,44%
34000: 35999	58.734.294,60	3,31%	1.681	1,58%
36000: 37999	46.643.723,33	2,63%	1.263	1,19%
38000: 39999	40.673.264,77	2,29%	1.046	0,98%
40000: 41999	56.558.487,44	3,19%	1.392	1,31%
42000: 43999	40.556.772,21	2,29%	946	0,89%
44000: 45999	39.724.650,73	2,24%	884	0,83%
46000: 47999	31.415.804,39	1,77%	669	0,63%
48000: 49999	30.984.216,39	1,75%	634	0,59%
50000: 51999	58.563.867,45	3,30%	1.161	1,09%
52000: 53999	30.678.718,27	1,73%	579	0,54%
54000: 55999	29.245.911,77	1,65%	532	0,50%
56000: 57999	23.692.637,65	1,34%	416	0,39%
58000: 59999	22.792.178,46	1,28%	387	0,36%
60000: 61999	36.197.490,14	2,04%	599	0,56%
62000: 63999	18.833.183,24	1,06%	299	0,28%
64000: 65999	23.358.490,80	1,32%	360	0,34%
66000: 67999	13.516.872,55	0,76%	202	0,19%
68000: 69999	12.837.240,31	0,72%	186	0,17%
70000: 71999	17.672.778,30	1,00%	250	0,23%
72000: 73999	10.721.504,24	0,60%	147	0,14%
74000: 75999	23.372.081,52	1,32%	312	0,29%
76000: 77999	8.698.881,03	0,49%	113	0,11%
78000: 79999	8.774.385,94	0,49%	111	0,10%
80000: 81999	8.089.237,12	0,46%	100	0,09%
82000: 83999	7.060.004,34	0,40%	85	0,08%
84000: 85999	7.313.326,36	0,41%	86	0,08%
86000: 87999	5.306.632,87	0,30%	61	0,06%
88000: 89999	4.800.525,83	0,27%	54	0,05%
90000: 91999	1.271.691,87	0,07%	14	0,01%
92000: 93999	1.213.405,96	0,07%	13	0,01%
94000: 95999	570.421,33	0,03%	6	0,01%
96000: 97999	969.926,21	0,05%	10	0,01%
98000: 99999	796.484,97	0,04%	8	0,01%
100001:	1.736.168,81	0,10%	15	0,01%
<b>Total</b>	<b>1.773.835.717,01</b>	<b>100,00%</b>	<b>106.559</b>	<b>100,00%</b>

Statistics in EUR	
Average Amount	16.646,51

**SC Germany Consumer 2021-1  
Monthly Investor Report**

**6.1 Original PB (Graph)**

Calculation Date	12.09.2022	
Payment Date	14.09.2022	
Period No	10	
Monthly Period	Sep 2022	
Interest Period	from 16.08.2022	to 14.09.2022 = 29 days
Collection Period	from 01.08.2022	to 31.08.2022



**SC Germany Consumer 2021-1  
Monthly Investor Report**

**7. Current Principal Balance**



Calculation Date	12.09.2022	
Payment Date	14.09.2022	
Period No	10	
Monthly Period	Sep 2022	
Interest Period	from 16.08.2022	to 14.09.2022 = 29 days
Collection Period	from 01.08.2022	to 31.08.2022

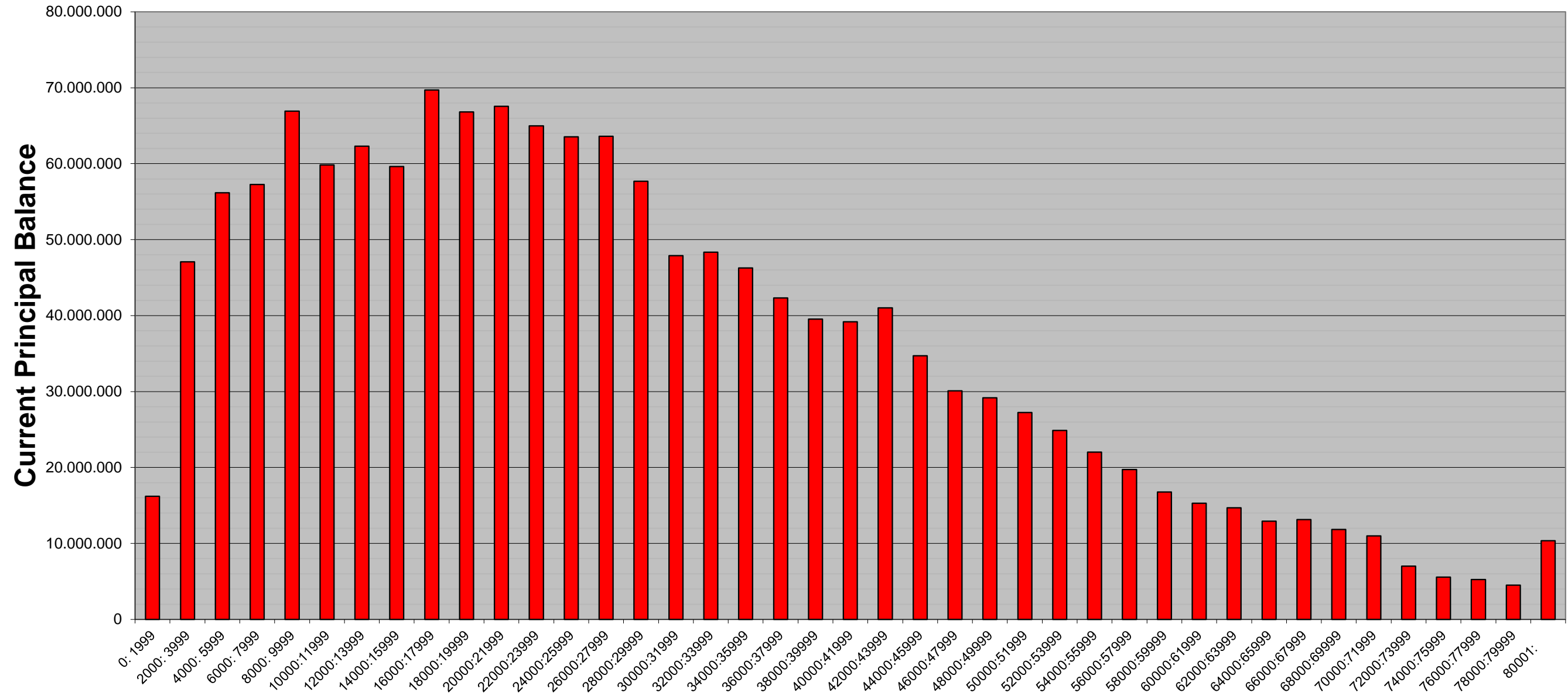
<i>Current Principal Balance (Ranges in EUR)</i>	<i>Current Principal Balance in EUR</i>	<i>Percentage of Total Balance</i>	<i>Number of Loans</i>	<i>Percentage of Total Loans</i>
0: 1999	16.221.644,18	1,08%	14.545	13,65%
2000: 3999	47.081.437,17	3,14%	16.001	15,02%
4000: 5999	56.184.651,07	3,75%	11.478	10,77%
6000: 7999	57.251.037,62	3,82%	8.215	7,71%
8000: 9999	66.921.394,19	4,46%	7.468	7,01%
10000:11999	59.831.800,77	3,99%	5.447	5,11%
12000:13999	62.310.162,62	4,15%	4.798	4,50%
14000:15999	59.619.960,79	3,97%	3.979	3,73%
16000:17999	69.706.463,10	4,65%	4.102	3,85%
18000:19999	66.821.943,14	4,45%	3.524	3,31%
20000:21999	67.537.812,55	4,50%	3.213	3,02%
22000:23999	64.981.643,05	4,33%	2.828	2,65%
24000:25999	63.529.813,98	4,24%	2.544	2,39%
26000:27999	63.608.180,12	4,24%	2.358	2,21%
28000:29999	57.695.239,35	3,85%	1.991	1,87%
30000:31999	47.874.274,58	3,19%	1.544	1,45%
32000:33999	48.334.194,62	3,22%	1.465	1,37%
34000:35999	46.255.023,58	3,08%	1.323	1,24%
36000:37999	42.321.079,36	2,82%	1.145	1,07%
38000:39999	39.543.017,23	2,64%	1.015	0,95%
40000:41999	39.193.661,17	2,61%	957	0,90%
42000:43999	41.033.948,76	2,74%	954	0,90%
44000:45999	34.691.094,26	2,31%	772	0,72%
46000:47999	30.076.064,98	2,01%	640	0,60%
48000:49999	29.166.102,22	1,94%	596	0,56%
50000:51999	27.225.727,31	1,82%	534	0,50%
52000:53999	24.858.681,61	1,66%	469	0,44%
54000:55999	22.037.009,01	1,47%	401	0,38%
56000:57999	19.728.633,35	1,32%	346	0,32%
58000:59999	16.786.715,38	1,12%	285	0,27%
60000:61999	15.306.593,88	1,02%	251	0,24%
62000:63999	14.689.337,07	0,98%	233	0,22%
64000:65999	12.937.442,92	0,86%	199	0,19%
66000:67999	13.132.633,05	0,88%	196	0,18%
68000:69999	11.847.748,78	0,79%	172	0,16%
70000:71999	10.999.554,98	0,73%	155	0,15%
72000:73999	7.009.186,68	0,47%	96	0,09%
74000:75999	5.548.875,97	0,37%	74	0,07%
76000:77999	5.235.658,73	0,35%	68	0,06%
78000:79999	4.498.896,26	0,30%	57	0,05%
80001:	10.365.644,14	0,69%	121	0,11%
<b>Total</b>	<b>1.499.999.983,58</b>	<b>100,00%</b>	<b>106.559</b>	<b>100,00%</b>

Statistics	in EUR
Average Amount	14.076,71

**SC Germany Consumer 2021-1  
Monthly Investor Report**

**7.1 Current PB (Graph)**

Calculation Date	12.09.2022		
Payment Date	14.09.2022		
Period No	10		
Monthly Period	Sep 2022		
Interest Period	from	16.08.2022	to 14.09.2022 =
Collection Period	from	01.08.2022	to 31.08.2022 = 29 days



**SC Germany Consumer 2021-1  
Monthly Investor Report**

**8. Borrower Concentration**



Calculation Date	12.09.2022	
Payment Date	14.09.2022	
Period No	10	
Monthly Period	Sep 2022	
Interest Period	from 16.08.2022	to 14.09.2022 = 29 days
Collection Period	from 01.08.2022	to 31.08.2022

No	Current Principal Balance in EUR	Percentage of Total Balance	Number of Loans
1	131.518,76	0,0088%	1
2	120.864,41	0,0081%	1
3	113.490,35	0,0076%	1
4	110.662,27	0,0074%	1
5	108.210,19	0,0072%	1
6	104.213,58	0,0069%	1
7	103.134,37	0,0069%	1
8	102.182,08	0,0068%	2
9	98.087,96	0,0065%	2
10	97.197,68	0,0065%	2
11	94.714,55	0,0063%	1
12	94.519,83	0,0063%	1
13	94.450,06	0,0063%	1
14	93.266,84	0,0062%	1
15	92.624,84	0,0062%	1
16	91.944,80	0,0061%	1
17	91.830,18	0,0061%	1
18	91.574,24	0,0061%	1
19	91.271,97	0,0061%	1
20	90.705,82	0,0060%	1
21	89.893,40	0,0060%	1
22	89.329,04	0,0060%	1
23	89.177,58	0,0059%	1
24	88.929,10	0,0059%	1
25	88.120,19	0,0059%	1
	<b>2.461.914,09</b>	<b>0,1641%</b>	<b>28</b>

**SC Germany Consumer 2021-1  
Monthly Investor Report**

**9. Geographical Distribution**



Calculation Date			12.09.2022		
Payment Date			14.09.2022		
Period No			10		
Monthly Period			Sep 2022		
Interest Period	from	16.08.2022	to	14.09.2022	= 29 days
Collection Period	from	01.08.2022	to	31.08.2022	

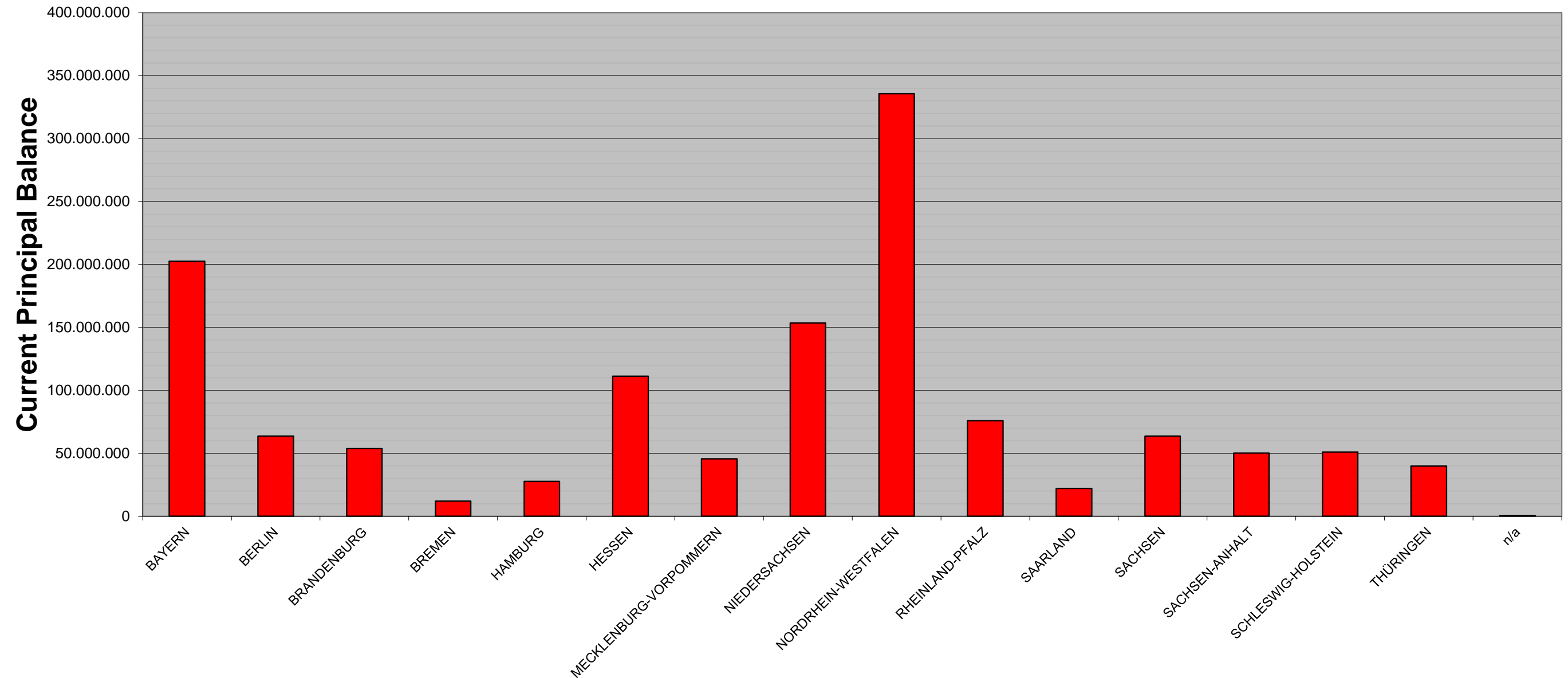
State	Current Principal Balance in EUR	Percentage of Total Balance	Number of Loans	Percentage of Total Loans
BADEN-WÜRTTEMBERG	190.896.271,46	12,73%	12.908	12,11%
BAYERN	202.549.675,83	13,50%	14.122	13,25%
BERLIN	63.736.450,57	4,25%	4.502	4,22%
BRANDENBURG	53.949.466,38	3,60%	4.053	3,80%
BREMEN	12.111.991,87	0,81%	857	0,80%
HAMBURG	27.688.751,56	1,85%	2.032	1,91%
HESSEN	111.187.885,54	7,41%	7.615	7,15%
MECKLENBURG-VORPOMMERN	45.503.335,16	3,03%	3.199	3,00%
NIEDERSACHSEN	153.440.831,79	10,23%	11.087	10,40%
NORDRHEIN-WESTFALEN	335.678.895,48	22,38%	23.537	22,09%
RHEINLAND-PFALZ	75.857.900,09	5,06%	5.535	5,19%
SAARLAND	22.046.998,77	1,47%	1.502	1,41%
SACHSEN	63.764.120,90	4,25%	4.762	4,47%
SACHSEN-ANHALT	50.070.053,26	3,34%	3.830	3,59%
SCHLESWIG-HOLSTEIN	50.928.063,21	3,40%	3.795	3,56%
THÜRINGEN	39.925.753,23	2,66%	3.187	2,99%
n/a	663.538,48	0,04%	36	0,03%
<b>Total</b>	<b>1.499.999.983,58</b>	<b>100,00%</b>	<b>106.559</b>	<b>100,00%</b>



**SC Germany Consumer 2021-1  
Monthly Investor Report**

**9.1 Geographical Distribution (Graph)**

Calculation Date			12.09.2022		
Payment Date			14.09.2022		
Period No			10		
Monthly Period			Sep 2022		
Interest Period	from	16.08.2022	to	14.09.2022	=
Collection Period	from	01.08.2022	to	31.08.2022	29 days



**SC Germany Consumer 2021-1  
Monthly Investor Report**

**10. Collateral**



Calculation Date		12.09.2022				
Payment Date		14.09.2022				
Period No		10				
Monthly Period		Sep 2022				
Interest Period	from	16.08.2022	to	14.09.2022	=	29 days
Collection Period	from	01.08.2022	to	31.08.2022		

<i>Collateral</i>	<i>Current Principal Balance in EUR</i>	<i>Percentage of Total Balance</i>	<i>Number of Loans</i>	<i>Percentage of Total Loans</i>
secured	73.002.964,91	4,87%	2.367	2,22%
unsecured	1.426.997.018,67	95,13%	104.192	97,78%
<b>Total</b>	<b>1.499.999.983,58</b>	<b>100,00%</b>	<b>106.559</b>	<b>100,00%</b>

**SC Germany Consumer 2021-1  
Monthly Investor Report**

**11. Insurances**



Calculation Date		12.09.2022				
Payment Date		14.09.2022				
Period No		10				
Monthly Period		Sep 2022				
Interest Period	from	16.08.2022	to	14.09.2022	=	29 days
Collection Period	from	01.08.2022	to	31.08.2022		

<i>Payment Protection Insurance</i>	<i>Current Principal Balance in EUR</i>	<i>Percentage of Total Balance</i>	<i>Number of Loans</i>	<i>Percentage of Total Loans</i>
No	612.509.121,54	40,83%	51.883	48,69%
Yes	887.490.862,04	59,17%	54.676	51,31%
<b>Total</b>	<b>1.499.999.983,58</b>	<b>100,00%</b>	<b>106.559</b>	<b>100,00%</b>

**SC Germany Consumer 2021-1  
Monthly Investor Report**

**12. Payment Methods**



Calculation Date			12.09.2022			
Payment Date			14.09.2022			
Period No			10			
Monthly Period			Sep 2022			
Interest Period	from	16.08.2022	to	14.09.2022	=	29 days
Collection Period	from	01.08.2022	to	31.08.2022		

<i>Payment Method</i>	<i>Current Principal Balance in EUR</i>	<i>Percentage of Total Balance</i>	<i>Number of Loans</i>	<i>Percentage of Total Loans</i>
Direct Debit	1.470.973.749,63	98,06%	104.308	97,89%
Other	29.026.233,95	1,94%	2.251	2,11%
<b>Total</b>	<b>1.499.999.983,58</b>	<b>100,00%</b>	<b>106.559</b>	<b>100,00%</b>

<i>Cycle of Payment</i>	<i>Current Principal Balance in EUR</i>	<i>Percentage of Total Balance</i>	<i>Number of Loans</i>	<i>Percentage of Total Loans</i>
15th of month	357.849.133,06	23,86%	24.724	23,20%
1st of month	1.142.150.850,52	76,14%	81.835	76,80%
<b>Total</b>	<b>1.499.999.983,58</b>	<b>100,00%</b>	<b>106.559</b>	<b>100,00%</b>

**SC Germany Consumer 2021-1  
Monthly Investor Report**

**13. Effective Interest Rate**



Calculation Date			12.09.2022		
Payment Date			14.09.2022		
Period No			10		
Monthly Period			Sep 2022		
Interest Period	from	16.08.2022	to	14.09.2022	= 29 days
Collection Period	from	01.08.2022	to	31.08.2022	

Yield Range *	Current Principal Balance in EUR	Percentage of Total Balance	Number of Loans	Percentage of Total Loans
0: 0	72.130,67	0,00%	3	0,00%
1: 1	26.602.369,01	1,77%	3.435	3,22%
2: 2	271.247.496,59	18,08%	27.080	25,41%
3: 3	186.180.139,99	12,41%	12.497	11,73%
4: 4	201.135.102,57	13,41%	12.876	12,08%
5: 5	205.607.797,90	13,71%	12.860	12,07%
6: 6	359.189.521,64	23,95%	19.528	18,33%
7: 7	184.028.576,01	12,27%	13.359	12,54%
8: 8	47.109.642,94	3,14%	3.390	3,18%
9: 9	13.845.658,90	0,92%	1.054	0,99%
10:10	3.050.774,20	0,20%	274	0,26%
11:11	1.548.346,52	0,10%	145	0,14%
12:12	353.923,40	0,02%	48	0,05%
13:13	28.503,24	0,00%	10	0,01%
<b>Total</b>	<b>1.499.999.983,58</b>	<b>100,00%</b>	<b>106.559</b>	<b>100,00%</b>

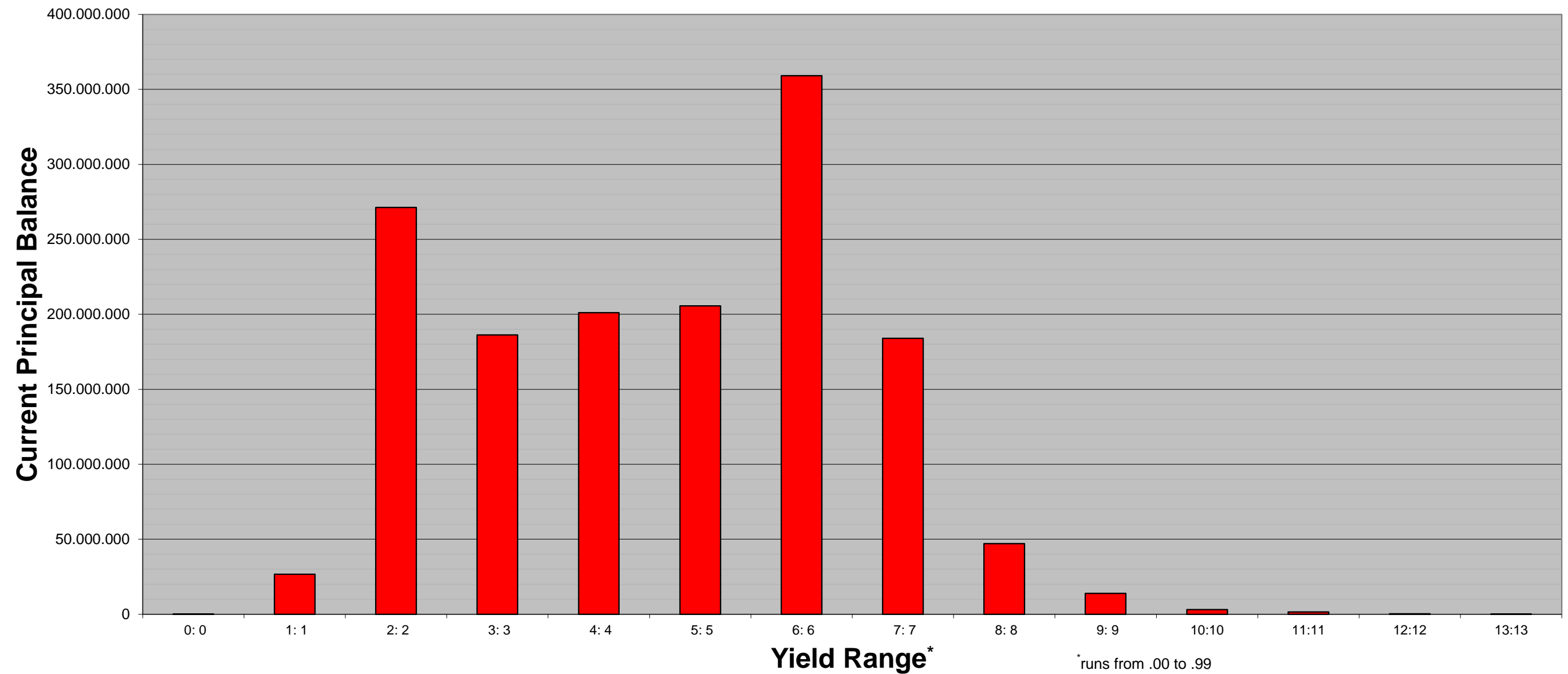
Statistics	in %
WA Interest	5,47%

\* runs from .00 to .99

**SC Germany Consumer 2021-1  
Monthly Investor Report**

**13.1 Effective Interest Rate (Graph)**

Calculation Date			12.09.2022		
Payment Date			14.09.2022		
Period No			10		
Monthly Period			Sep 2022		
Interest Period	from	16.08.2022	to	14.09.2022	= 29 days
Collection Period	from	01.08.2022	to	31.08.2022	



**SC Germany Consumer 2021-1  
Monthly Investor Report**

**14. Seasoning**



Calculation Date			12.09.2022		
Payment Date			14.09.2022		
Period No			10		
Monthly Period			Sep 2022		
Interest Period	from	16.08.2022	to	14.09.2022	= 29 days
Collection Period	from	01.08.2022	to	31.08.2022	

Seasoning in Months	Current Principal Balance in EUR	Percentage of Total Balance	Number of Loans	Percentage of Total Loans
0: 2	8.028.628,44	0,54%	537	0,50%
3: 5	83.403.147,03	5,56%	5.168	4,85%
6: 8	143.071.325,09	9,54%	9.614	9,02%
9:11	247.125.878,40	16,48%	18.546	17,40%
12:14	443.214.800,39	29,55%	31.462	29,53%
15:17	278.245.521,69	18,55%	18.957	17,79%
18:20	155.376.957,72	10,36%	10.831	10,16%
21:23	105.005.901,98	7,00%	8.280	7,77%
24:26	19.861.401,33	1,32%	1.479	1,39%
27:29	4.522.403,05	0,30%	439	0,41%
30:32	4.485.071,13	0,30%	449	0,42%
33:35	4.266.643,87	0,28%	394	0,37%
36:38	537.843,68	0,04%	56	0,05%
39:41	893.729,28	0,06%	84	0,08%
42:44	948.546,98	0,06%	84	0,08%
45:47	472.128,70	0,03%	65	0,06%
48:50	118.344,83	0,01%	21	0,02%
51:53	129.855,34	0,01%	21	0,02%
54:56	73.900,65	0,00%	16	0,02%
57:59	65.884,00	0,00%	11	0,01%
60:62	56.548,05	0,00%	16	0,02%
63:65	39.973,15	0,00%	7	0,01%
66:68	12.886,69	0,00%	4	0,00%
69:71	7.748,92	0,00%	4	0,00%
72:74	9.927,29	0,00%	6	0,01%
75:77	17.727,83	0,00%	5	0,00%
78:80	3.684,49	0,00%	2	0,00%
81:	3.573,58	0,00%	1	0,00%
<b>Total</b>	<b>1.499.999.983,58</b>	<b>100,00%</b>	<b>106.559</b>	<b>100,00%</b>

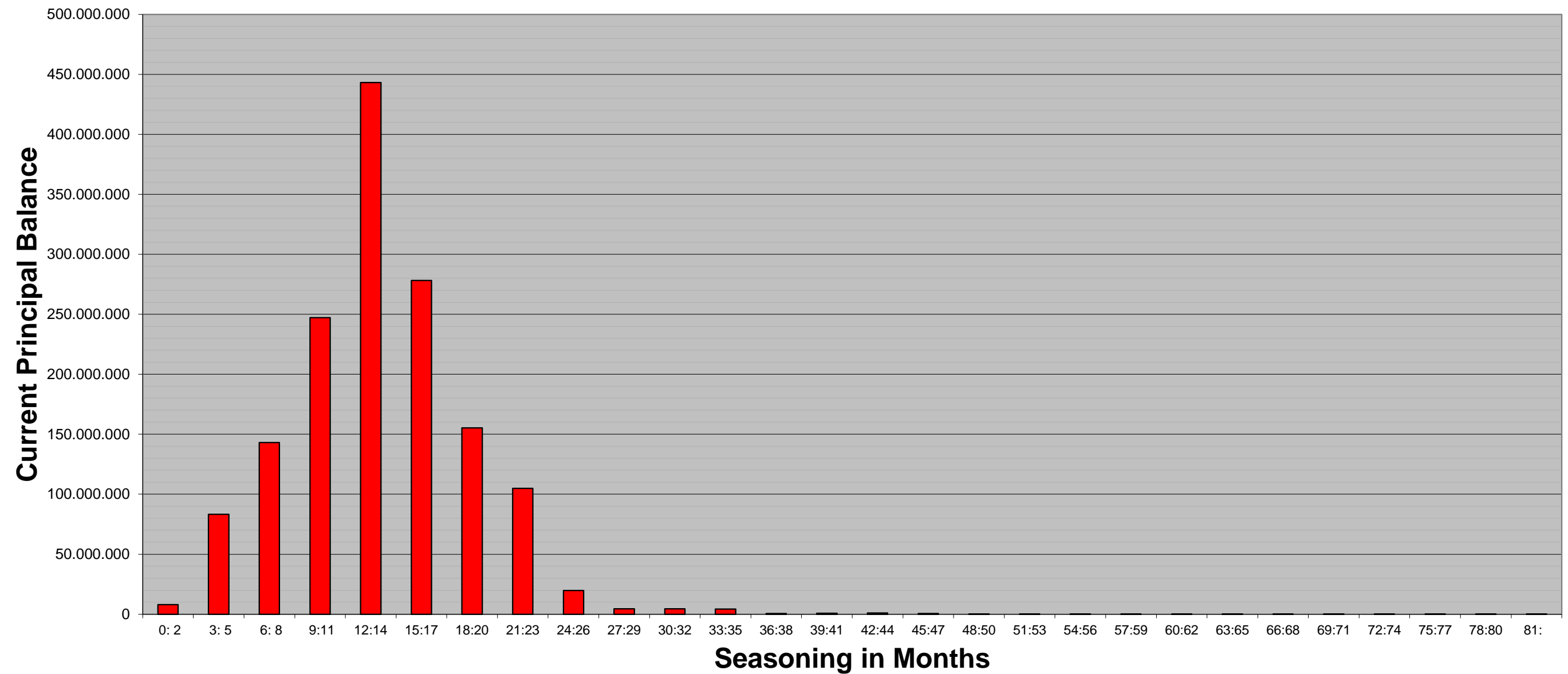
**Statistics**

WA Seasoning	13,54
--------------	-------

**SC Germany Consumer 2021-1  
Monthly Investor Report**

**14.1 Seasoning (Graph)**

Calculation Date			12.09.2022		
Payment Date			14.09.2022		
Period No			10		
Monthly Period			Sep 2022		
Interest Period	from	16.08.2022	to	14.09.2022	= 29 days
Collection Period	from	01.08.2022	to	31.08.2022	





**SC Germany Consumer 2021-1  
Monthly Investor Report**

**15. Remaining Term**



Calculation Date			12.09.2022			
Payment Date			14.09.2022			
Period No			10			
Monthly Period			Sep 2022			
Interest Period	from	16.08.2022	to	14.09.2022	=	29 days
Collection Period	from	01.08.2022	to	31.08.2022		

Remaining Term in Months	Current Principal Balance in EUR	Percentage of Total Balance	Number of Loans	Percentage of Total Loans
0: 6	1.530.392,50	0,10%	2.790	2,62%
7: 13	8.443.335,25	0,56%	4.697	4,41%
14: 20	14.466.979,23	0,96%	4.969	4,66%
21: 27	27.258.781,82	1,82%	6.828	6,41%
28: 34	29.919.997,49	1,99%	5.376	5,05%
35: 41	47.498.028,22	3,17%	7.184	6,74%
42: 48	57.996.681,47	3,87%	6.467	6,07%
49: 55	66.685.975,90	4,45%	6.344	5,95%
56: 62	77.740.908,72	5,18%	5.854	5,49%
63: 69	118.283.029,78	7,89%	8.024	7,53%
70: 76	195.137.558,40	13,01%	11.762	11,04%
77: 83	348.930.246,08	23,26%	15.356	14,41%
84: 90	409.127.920,90	27,28%	16.970	15,93%
91: 97	96.950.123,64	6,46%	3.937	3,69%
105:108	30.024,18	0,00%	1	0,00%
<b>Total</b>	<b>1.499.999.983,58</b>	<b>100,00%</b>	<b>106.559</b>	<b>100,00%</b>

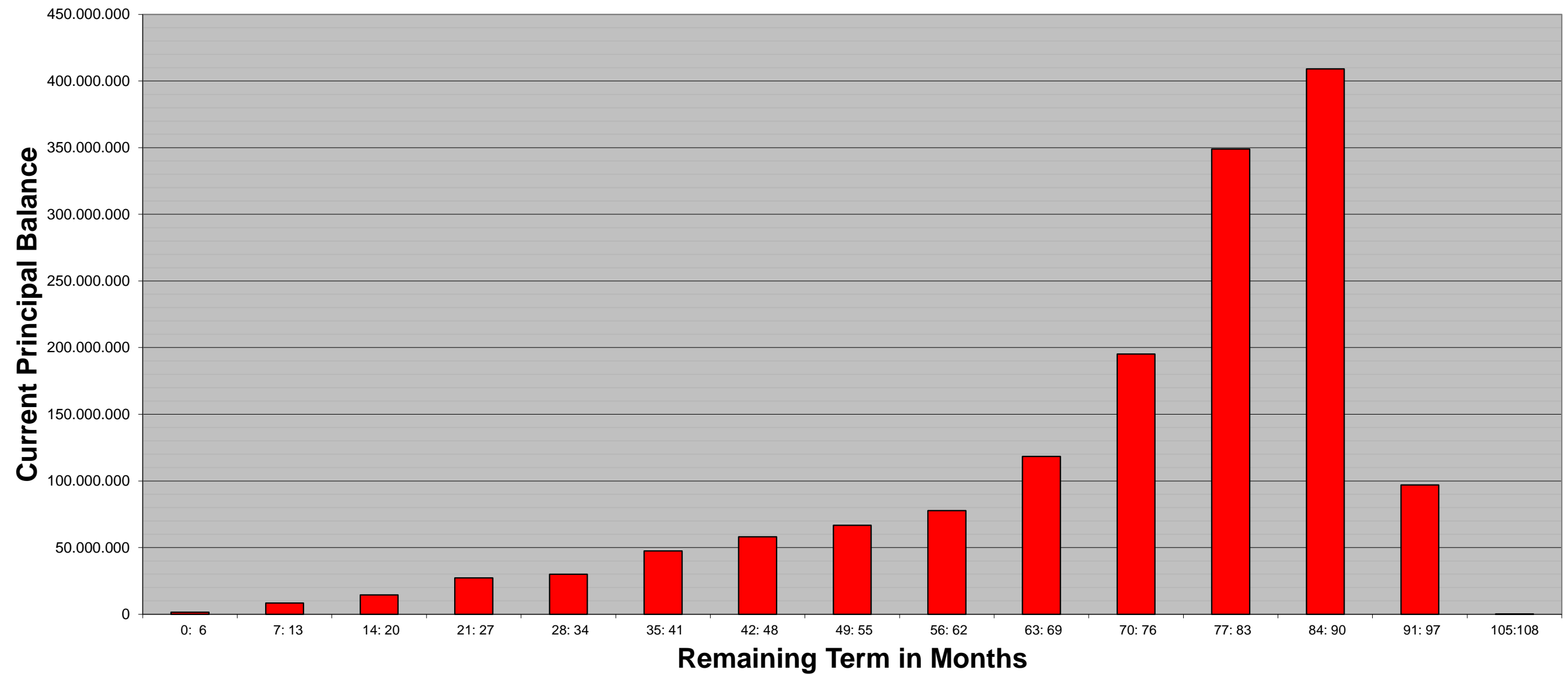
**Statistics**

WA Remaining Term	72,61
-------------------	-------

**SC Germany Consumer 2021-1  
Monthly Investor Report**

**15.1 Remaining Term (Graph)**

Calculation Date			12.09.2022		
Payment Date			14.09.2022		
Period No			10		
Monthly Period			Sep 2022		
Interest Period	from	16.08.2022	to	14.09.2022	= 29 days
Collection Period	from	01.08.2022	to	31.08.2022	



**SC Germany Consumer 2021-1  
Monthly Investor Report**

**16. Original Term**



Calculation Date		12.09.2022			
Payment Date		14.09.2022			
Period No		10			
Monthly Period		Sep 2022			
Interest Period	from	16.08.2022	to	14.09.2022	= 29 days
Collection Period	from	01.08.2022	to	31.08.2022	

<i>Original Term in Months</i>	<i>Current Principal Balance in EUR</i>	<i>Percentage of Total Balance</i>	<i>Number of Loans</i>	<i>Percentage of Total Loans</i>
0: 6	2.231,85	0,00%	18	0,02%
7: 13	558.445,34	0,04%	943	0,88%
14: 20	1.788.820,58	0,12%	1.776	1,67%
21: 27	13.227.770,57	0,88%	6.810	6,39%
28: 34	4.028.574,77	0,27%	930	0,87%
35: 41	35.359.274,54	2,36%	9.425	8,84%
42: 48	9.241.323,03	0,62%	1.318	1,24%
49: 55	60.327.664,14	4,02%	10.055	9,44%
56: 62	92.880.466,39	6,19%	10.484	9,84%
63: 69	21.103.901,87	1,41%	1.590	1,49%
70: 76	102.486.255,66	6,83%	7.906	7,42%
77: 83	28.680.301,79	1,91%	1.452	1,36%
84: 90	247.494.341,06	16,50%	16.666	15,64%
91: 97	570.025.577,00	38,00%	24.717	23,20%
98:104	311.550.504,94	20,77%	12.417	11,65%
105:111	1.214.505,87	0,08%	51	0,05%
119:	30.024,18	0,00%	1	0,00%
<b>Total</b>	<b>1.499.999.983,58</b>	<b>100,00%</b>	<b>106.559</b>	<b>100,00%</b>

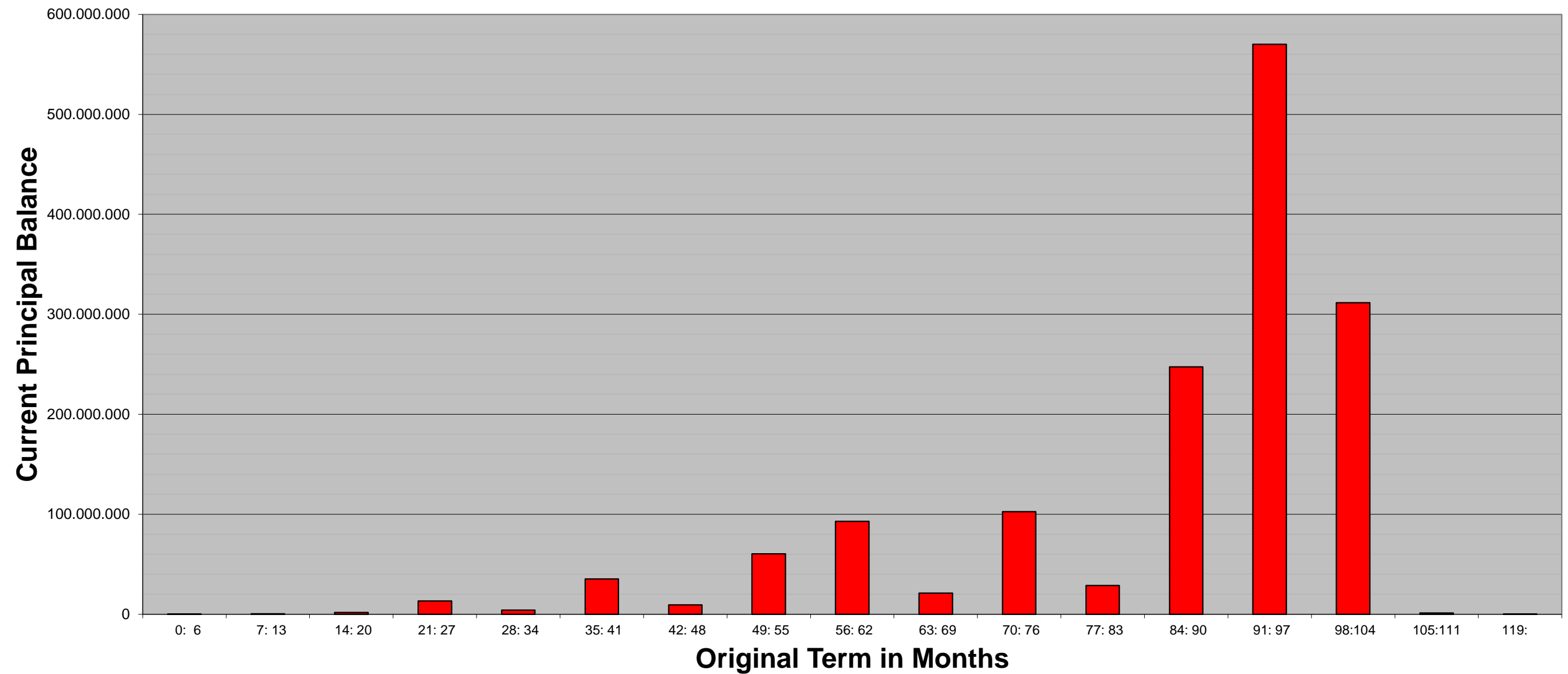
**Statistics**

WA Original Term	86,15
------------------	-------

**SC Germany Consumer 2021-1  
Monthly Investor Report**

**16.1 Original Term (Graph)**

Calculation Date			12.09.2022		
Payment Date			14.09.2022		
Period No			10		
Monthly Period			Sep 2022		
Interest Period	from	16.08.2022	to	14.09.2022	= 29 days
Collection Period	from	01.08.2022	to	31.08.2022	



**SC Germany Consumer 2021-1  
Monthly Investor Report**

**17. Loan Concentration**



Calculation Date			12.09.2022			
Payment Date			14.09.2022			
Period No			10			
Monthly Period			Sep 2022			
Interest Period	from	16.08.2022	to	14.09.2022	=	29 days
Collection Period	from	01.08.2022	to	31.08.2022		

<i>Loan Concentration</i>	<i>Current Principal Balance in EUR</i>	<i>Percentage of Total Balance</i>	<i>Number of Loans</i>	<i>Percentage of Total Loans</i>	<i>Number of Debtors</i>	<i>Percentage of Total Debtors</i>
1: 1	1.449.945.516,57	96,66%	99.159	93,06%	99.159	96,72%
2: 2	44.588.009,70	2,97%	5.694	5,34%	2.847	2,78%
3: 3	4.102.257,72	0,27%	1.173	1,10%	391	0,38%
4: 4	973.465,94	0,06%	340	0,32%	85	0,08%
5: 5	332.834,36	0,02%	140	0,13%	28	0,03%
6: 6	25.271,12	0,00%	24	0,02%	4	0,00%
7:	32.628,17	0,00%	29	0,03%	4	0,00%
<b>Total</b>	<b>1.499.999.983,58</b>	<b>100,00%</b>	<b>106.559</b>	<b>100,00%</b>	<b>102.518</b>	<b>100,00%</b>

**SC Germany Consumer 2021-1  
Monthly Investor Report**

**18. Amortisation Profile**

Calculation Date	12.09.2022	
Payment Date	14.09.2022	
Period No	10	
Monthly Period	Sep 2022	
Interest Period	from 16.08.2022	to 14.09.2022 = 29 days
Collection Period	from 01.08.2022	to 31.08.2022



**Amortisation profile**

Collection Period	Outstanding Volume	Collection Period	Outstanding Volume
1	1.499.999.983,58 €	51	507.422.336,47 €
2	1.479.352.455,66 €	52	489.863.623,61 €
3	1.458.535.705,98 €	53	472.423.248,90 €
4	1.437.720.690,72 €	54	455.107.716,34 €
5	1.416.892.332,34 €	55	437.870.572,18 €
6	1.396.042.898,77 €	56	420.728.250,56 €
7	1.375.174.866,83 €	57	403.707.773,00 €
8	1.354.292.440,79 €	58	386.799.963,37 €
9	1.333.410.842,06 €	59	370.010.815,25 €
10	1.312.551.611,72 €	60	353.345.164,76 €
11	1.291.704.996,38 €	61	336.800.044,26 €
12	1.270.864.643,76 €	62	320.400.773,94 €
13	1.250.058.908,26 €	63	304.141.293,68 €
14	1.229.302.328,71 €	64	288.077.833,39 €
15	1.208.616.939,56 €	65	272.215.914,91 €
16	1.188.014.075,99 €	66	256.570.992,79 €
17	1.167.446.220,15 €	67	241.117.921,00 €
18	1.146.911.014,37 €	68	225.852.066,92 €
19	1.126.392.803,96 €	69	210.821.132,16 €
20	1.105.895.472,32 €	70	196.045.418,88 €
21	1.085.429.126,05 €	71	181.533.649,42 €
22	1.065.000.376,12 €	72	167.348.396,84 €
23	1.044.626.912,53 €	73	153.480.357,77 €
24	1.024.291.040,67 €	74	139.974.799,79 €
25	1.004.034.923,69 €	75	126.804.824,62 €
26	983.871.969,84 €	76	114.091.456,81 €
27	963.811.744,69 €	77	101.774.765,29 €
28	943.863.673,19 €	78	89.924.272,27 €
29	923.988.001,10 €	79	78.480.212,76 €
30	904.181.347,66 €	80	67.463.482,77 €
31	884.409.309,03 €	81	57.105.055,20 €
32	864.681.394,86 €	82	47.460.537,65 €
33	845.013.845,34 €	83	38.540.371,89 €
34	825.413.618,04 €	84	30.548.792,65 €
35	805.869.080,52 €	85	23.551.640,72 €
36	786.400.935,17 €	86	17.709.115,16 €
37	767.038.106,83 €	87	13.130.633,58 €
38	747.767.727,63 €	88	9.710.882,04 €
39	728.615.840,72 €	89	6.950.977,63 €
40	709.603.398,57 €	90	4.780.344,71 €
41	690.690.328,55 €	91	3.024.875,64 €
42	671.888.996,52 €	92	1.732.822,19 €
43	653.166.181,39 €	93	853.497,37 €
44	634.517.212,18 €	94	343.005,32 €
45	615.985.226,40 €	95	88.966,14 €
46	597.563.615,33 €	96	6.328,01 €
47	579.265.140,78 €	97	3.981,09 €
48	561.096.778,00 €	98	3.047,38 €
49	543.064.953,71 €	99	2.713,93 €
50	525.163.386,44 €	100	2.379,21 €

**SC Germany Consumer 2021-1  
Monthly Investor Report**

**19. Priority of Payments + Transaction Costs**



Calculation Date	12.09.2022	
Payment Date	14.09.2022	
Period No	10	
Monthly Period	Sep. 2022	
Interest Period	from 16.08.2022	to 14.09.2022 = 29 days
Collection Period	from 01.08.2022	to 31.08.2022

**Pre-Enforcement Available Interest Amount**

Interest Collections	+ 6.491.754,39 €
Other Interest Payments by the Seller to the Issuer	+ - €
Recoveries	+ 44.602,91 €
Interest on Transaction and Purchase Shortfall Account	+ - €
Amounts on the Commingling Reserve account*	+ - €
Amounts on the Liquidity Reserve Account	+ 7.429.374,96 €
Amounts received by the Interest Rate Swap counterparty	+ 254.715,46 €
Other Amounts paid to the Issuer	+ - €
Available Interest Amount	= 14.220.447,72 €

\*excl. any interest earned on any balance credited to the Commingling Reserve Account

**Pre-Enforcement Available Principal Amount**

Principal Collections (including Deemed Collections)	+ 56.867.315,28 €
other principal amount paid by the Seller to the Issuer	+ - €
Final Repurchase Price	+ - €
Amounts standing to the credit of the Commingling Reserve Account	+ - €
Amounts standing to the credit of the Set-Off Reserve Account	+ - €
Purchase Shortfall Amount	+ 12,77 €
Mezzanine Loan Disbursement Amount paid by the Originator to the Issuer	+ - €
Principal Deficiency Sub-Ledger	+ 4.005.510,70 €
Rounding Differences from previous period	+ - €
Available Principal Amount	= 60.872.838,75 €

**Pre-Enforcement Interest Priority of Payments**

Available Interest Amount	14.220.447,72 €
Senior Expenses and Taxes	- 7.715,24 €
Swap Interest Payment other than subordinated Payments	- - €
Interest on Class A Notes	- 646.454,25 €
Interest on Class B (If Most Senior Note or Class B PDL < 25%)	- 44.610,00 €
Interest on Class C (If Most Senior Note or Class C PDL < 25%)	- 103.915,50 €
Interest on Class D (If Most Senior Note or Class D PDL < 25%)	- 110.137,50 €
Interest on Class E (If Most Senior Note or Class E PDL < 25%)	- 83.767,50 €
Interest on Class F (If Most Senior Note or Class F PDL < 25%)	- 61.548,30 €
Required Liquidity Reserve Amount Replenishment	- 7.422.499,96 €
Crediting the PDLs until cleared	- 4.005.510,70 €
Interest Class B (if not paid above)	- - €
Interest Class C (if not paid above)	- - €
Interest Class D (if not paid above)	- - €
Interest Class E (if not paid above)	- - €
Interest Class F (if not paid above)	- - €
Target Amortisation of Class F (including previously accrued)	- 1.375.001,10 €
Interest Class G	- 21.206,25 €
Mezzanine Loan Interest	- - €
Subordinated Swap Amounts (if applicable)	- - €
Fees for Commingling Reserve Account and Set-Off Reserve Account	- - €
Interest on Liquidity Reserve Loan	- 40.995,70 €
Principal on Liquidity Reserve Loan	- 6.875,01 €
Remaining Amount to the Seller	= 290.210,72 €

**Pre-Enforcement Principal Priority of Payments**

Available Principal Amount	60.872.838,75 €
Senior Expense Deficit	- - €
Net Note Available Principal Proceeds	= 60.872.838,75 €
Replenishment	- 60.872.822,33 €
Purchase Shortfall Amount	- 16,42 €
Prior to Sequential Payment Trigger Event: Class A Pro Rata- Principal Payment Amount	- - €
Prior to Sequential Payment Trigger Event: Class B Pro Rata- Principal Payment Amount	- - €
Prior to Sequential Payment Trigger Event: Class C Pro Rata- Principal Payment Amount	- - €
Prior to Sequential Payment Trigger Event: Class D Pro Rata- Principal Payment Amount	- - €
Prior to Sequential Payment Trigger Event: Class E Pro Rata- Principal Payment Amount	- - €
On or after to Sequential Payment Trigger Event: Redemption Class A	- - €
Full Redemption Class B - G ( after Regulatory Change Event)	- - €
On or after to Sequential Payment Trigger Event: Redemption Class B	- - €
On or after to Sequential Payment Trigger Event: Redemption Class C	- - €
On or after to Sequential Payment Trigger Event: Redemption Class D	- - €
On or after to Sequential Payment Trigger Event: Redemption Class E	- - €
Redemption Class F Notes	- - €
Redemption Class G Notes	- - €
Mezzanine Loan Principal	- - €
Clearing of rounding differences	- - €

**Transaction Costs**

	Total	Class A	Class B	Class C	Class D	Class E	Class F	Class G	Liquidity Reserve Loan
Senior Expenses	7.715,24 €								
Interest accrued for the Period	1.112.635,00 €	646.454,25 €	44.610,00 €	103.915,50 €	110.137,50 €	83.767,50 €	61.548,30 €	21.206,25 €	40.995,70 €
Cumulative Interest accrued	6.004.162,85 €	2.136.244,50 €	232.908,00 €	704.554,50 €	855.510,00 €	725.613,75 €	702.078,30 €	220.106,25 €	427.147,55 €
Interest Payments	1.112.635,00 €	646.454,25 €	44.610,00 €	103.915,50 €	110.137,50 €	83.767,50 €	61.548,30 €	21.206,25 €	40.995,70 €
Cumulative Interest Payments	6.004.162,85 €	2.136.244,50 €	232.908,00 €	704.554,50 €	855.510,00 €	725.613,75 €	702.078,30 €	220.106,25 €	427.147,55 €
Unpaid Interest for the Period	- €	- €	- €	- €	- €	- €	- €	- €	- €
Cumulative Unpaid Interest	- €	- €	- €	- €	- €	- €	- €	- €	- €
Liquidity Reserve Loan only: Outstanding Amount	7.422.499,96 €								7.422.499,96 €

**SC Germany Consumer 2021-1  
Monthly Investor Report**

**20. Retention**



Calculation Date			12.09.2022			
Payment Date			14.09.2022			
Period No			10			
Monthly Period			Sep 2022			
Interest Period	from	16.08.2022	to	14.09.2022	=	29 days
Collection Period	from	01.08.2022	to	31.08.2022		

For the purposes of compliance with the requirements of Article 6(3)(c) of the Securitisation Regulation, the Seller will retain, in its capacity as originator within the meaning of the Securitisation Regulation, on an ongoing basis for the life of the transaction, such net economic interest through an interest in randomly selected exposures.

Amount of randomly Selected Exposures 75.149.983,57 €



**SC Germany Consumer 2021-1  
Monthly Investor Report**

**21. Counterparties**



Reporting Date	12.09.2022				
Payment Date	14.09.2022				
Period No	10				
Monthly Period	Sep 2022				
Interest Period	from	16.08.2022	to	14.09.2022	= 29 days
Collection Period	from	01.08.2022	to	31.08.2022	

**Joint Lead Managers**

**Banco Santander S.A.**  
Paseo de Pareda 9 - 12  
39004 Santander  
Spain

**Société Générale S.A.**  
29 Boulevard Haussmann  
75009 Paris  
France

**Joint Lead Manager (Class A)**

**Citigroup Global Markets Europe AG**  
Reuterweg 16  
60323 Frankfurt am Main  
Germany

**Corporate Administrator**

**Circumference FS (Luxembourg) S.A.**  
22-24 Boulevard Royal  
L-2449 Luxembourg  
Grand Duchy of Luxembourg

**Luxembourg Listing Agent**

**Bank of New York Mellon SA-NV/Luxembourg**  
2-4 rue Eugène Ruppert  
L-2453 Luxembourg  
Grand Duchy of Luxembourg

**Principal Paying Agent, Calculation Agent,  
Cash Administrator, Interest Determination Agent  
& Back-Up Servicer Facilitator**

**Bank of New York Mellon**  
One Canada Square  
London E14 5AL  
United Kingdom

**Account Bank & Transaction Security Trustee**

**Bank of New York Mellon**  
Messe Turm, Friedrich-Ebert-Anlage 49  
60327 Frankfurt am Main  
Germany

**Interest Swap Counterparty:**

**DZ Bank AG**  
Platz der Republik  
60265 Frankfurt am Main  
Germany

**Data Trustee:**

**Oversea FS B.V.**  
Barbara Strozilaan 101  
1083 HN Amsterdam  
The Netherlands

**Rating Agencies:**

**Fitch Ratings**  
Neue Mainzer Strasse 46 - 50  
60311 Frankfurt am Main  
Germany

**Moody's Investors Service España, S.A.**  
Principe de Vergara, 131 - 6º Floor  
28002 Madrid  
Spain

Fitch			Moody's			Counterparty status
Long Term	Short Term	Outlook	Long Term	Short Term	Outlook	
A-	F2	STABLE	(P)A2	P-1	STABLE	performing
A-	F1	STABLE	A1	P-1	STABLE	performing
-	-	-	-	P-1	STABLE	performing
-	-	-	-	-	-	performing
AA-	F1+	STABLE	-	P-1	STABLE	performing
AA	F1+	STABLE	Aa2	P-1	STABLE	performing
AA	F1+	STABLE	Aa2	P-1	STABLE	performing
AA-	F1+	STABLE	Aa2	P-1	STABLE	performing
-	-	-	-	-	-	performing

Ratings as of 31.08.2022, data source: Bloomberg

**SC Germany Consumer 2021-1  
Monthly Investor Report**

**22. Issuer Information**



Reporting Date		12.09.2022			
Payment Date		14.09.2022			
Period No		10			
Monthly Period		Sep 2022			
Interest Period	from	16.08.2022	to	14.09.2022	= 29 days
Collection Period	from	01.08.2022	to	31.08.2022	

**Deal Name:** SC Germany Consumer 2021-1

**Issuer:** SC GERMANY S.A., COMPARTMENT CONSUMER 2021-1  
The Managing Directors  
22-24 Boulevard Royal  
L-2449 Luxembourg,  
Grand Duchy of Luxembourg

**LEI:** 549300I0DV9V1WKUO071

**Seller of the Receivables:** Santander Consumer Bank AG

**Servicer Name:** Santander Consumer Bank AG

**Reporting Entity:** Santander Consumer Bank AG  
Capital Markets  
Santander-Platz 1  
41061 Mönchengladbach  
Germany  
eMail abs\_ger@santander.de  
fax +49 (0) 2161 690 7077

**SPV-Administrator:** Circumference FS (Luxembourg) S.A.  
22-24 Boulevard Royal  
L-2449 Luxembourg,  
Grand Duchy of Luxembourg

**SC Germany Consumer 2021-1  
Monthly Investor Report**

**23. Swap Counterparty Data**



Reporting Date	12.09.2022				
Payment Date	14.09.2022				
Period No	10				
Monthly Period	Sep 2022				
Interest Period	from	16.08.2022	to	14.09.2022	= 29 days
Collection Period	from	01.08.2022	to	31.08.2022	

**Swap Counterparty**

Swap Counterparty  
Swap Rating Trigger Breach

DZ Bank AG  
no

Rating Trigger & Current Ratings	Consequenses	Fitch			Moody's			Trigger breach
		Long Term	Short Term	Outlook	Long Term (CRA)	Short Term	Outlook	
1st Rating Trigger	Collateral, Guarantee or Replacement	A	F1		A3			no
2nd Rating Trigger	Replacement	BBB-	F3		Baa1			no
<b>Current Counterparty Ratings</b>		AA-	F1+	STABLE	Aa2(cr)	P-1	STABLE	

**Current Swap Data**

Swap Type	Fixed Floating Interest Rate Swap
Notional Amount	1.495.500.000,00 €
Fixed Rate	-0,2400%
Floating Rate (Euribor)	-0,0270%
Net Swap Payments	- 254.715,46 €
Notional Amount next period	1.483.124.990,10

**Swap Counterparty Details**

DZ Bank AG  
Kapitalmärkte Handel / ABS-Emissionen  
Platz der Republik  
60265 Frankfurt am Main  
Germany  
Phone +49 69 7447 4341  
Email: Tom.Oelrich@dzbank.de

**Counterparty Replacement**

Old Counterparty DZ Bank AG  
Current Counterparty DZ Bank AG

**Swap Collateral**

Begining of Period	- €
Cash Outflow	- €
Cash Inflow	- €
End of Period	- €

Ratings as of 31.08.2022, data source: Bloomberg

**SC Germany Consumer 2021-1  
Monthly Investor Report**

**24. Santander Consumer Bank**



**Contact Details**

**Capital Markets**

Tomasz Osipowicz +49-2161-690-7046  
 Robert Westermann +49-2161-690-7424  
 Michael Evers +49-2161-690-5761  
 Bastian Menges +49-2161-690-7085  
 Stefan Zilligen +49-2161-690-6069  
 Kirsten Hirschel +49-2161-690-5649  
 Kerstin Köhler +49-2161-690-9820  
 Team ABS

[tomasz.osipowicz@santander.de](mailto:tomasz.osipowicz@santander.de)  
[robert.westermann@santander.de](mailto:robert.westermann@santander.de)  
[michael.evers@santander.de](mailto:michael.evers@santander.de)  
[bastian.menges@santander.de](mailto:bastian.menges@santander.de)  
[stefan.zilligen@santander.de](mailto:stefan.zilligen@santander.de)  
[kirsten.hirschel@santander.de](mailto:kirsten.hirschel@santander.de)  
[kerstin.koehler@santander.de](mailto:kerstin.koehler@santander.de)  
[abs\\_ger@santander.de](mailto:abs_ger@santander.de)

Reporting Date	12.09.2022				
Payment Date	14.09.2022				
Period No	10				
Monthly Period	Sep 2022				
Interest Period	from	16.08.2022	to	14.09.2022	= 29 days
Collection Period	from	01.08.2022	to	31.08.2022	

**Ratings Santander**

**Banco Santander S.A.**

**Santander Consumer Finance S.A.**

**Santander Consumer Bank AG**

Fitch			Moody's		
Long Term	Short Term	Outlook	Long Term	Short Term	Outlook
A	F1	STABLE	A3(cr)	P-2(cr)	STABLE
A	F1	STABLE	A3(cr)	P-2(cr)	STABLE
A-	F2	STABLE	A1(cr)	P-1(cr)	STABLE

Ratings as of 31.08.2022, data source: Bloomberg

**SC Germany Consumer 2021-1  
Monthly Investor Report**

**25. Glossary**



Reporting Date		12.09.2022				
Payment Date		14.09.2022				
Period No		10				
Monthly Period		Sep 2022				
Interest Period	from	16.08.2022	to	14.09.2022	=	29 days
Collection Period	from	01.08.2022	to	31.08.2022		

**Aggregate Outstanding Principal Amount:**

Shall mean in respect of all Purchased Receivables at any time, the aggregate of the Outstanding Principal Amounts of all Purchased Receivables which, as of such time, are not defaulted receivables.

**Defaulted Contracts/Defaults:**

Shall mean as of any date, any purchased receivable which has been declared due and payable in full in accordance to the Credit and Collection Policy which in principal is between 120 and 180 calendar days after the due date.

**Delinquent Receivable:**

Shall mean as of any date, any purchased receivable which is more than 30 days overdue and not a defaulted contract.

**Excess Spread:**

Excess Spread equals WA Portfolio Yield minus Fixed Swap Rate minus WA Notes Margin

**Legal Maturity:**

Final Payment date on which each Class A Note will be redeemed in full.

**Expected Maturity:**

Maturity date of the notes under the assumption of inter alia (a) a 27 % constant prepayment rate, (b) an exercised Clean-Up Call at 10%,

**Payment Protection Insurance:**

Insurance, composed of life insurance and/or accident insurance and/or temporary disability insurance and/or unemployment insurance, which covers the risk that a Debtor in its capacity as insured person is unable to pay the Loan Instalments owed by such Debtor life insurance

**Recoveries:**

Any amount received on defaulted contracts

**Set-Off Reserves (X/Y):**

Protection against set-off risks due to (X) capitalized service fees (e.g. Payment Protection Insurance, Gap Insurance, Repair Cost Insurance) and (Y) deposits