

# SC Germany Consumer 2020-1 Monthly Investor Report



STS Verification  
International



ABS Issuer  
of the Year

Santander Germany

WINNER



GlobalCapital  
EUROPEAN  
SECURITIZATION  
AWARDS

ABS Issuer of the Year  
Santander Consumer Bank AG

WINNER



GlobalCapital  
EUROPEAN  
SECURITIZATION  
AWARDS

ABS ISSUER OF THE YEAR

WINNER



GlobalCapital  
EUROPEAN  
SECURITIZATION  
AWARDS

ABS DEAL OF THE YEAR  
— SC GERMANY  
CONSUMER 2020-1

WINNER

# SC Germany Consumer 2020-1 Monthly Investor Report

## Cover Sheet Monthly Investor Report



Calculation Date	12.06.2024				
Payment Date	14.06.2024				
Period No	43				
Monthly Period	Jun 2024				
Interest Period	from 14.05.2024	to 14.06.2024	=	31 days	
Collection Period	from 01.05.2024	to 31.05.2024			

Index	Page
1. Portfolio Information	<a href="#">1</a>
1.1 Portfolio Information per period	<a href="#">2</a>
2. Reserve Accounts	<a href="#">3</a>
3.1 Delinquency Data	<a href="#">4</a>
3.2 Default Data	<a href="#">5</a>
3.3 Defaults & Recoveries per period	<a href="#">6</a>
4. Concentration Limits	<a href="#">7</a>
5. Outstanding Notes	<a href="#">8</a>
6. Original Principal Balance	<a href="#">9</a>
6.1 Original PB (Graph)	<a href="#">10</a>
7. Current Principal Balance	<a href="#">11</a>
7.1 Current PB (Graph)	<a href="#">12</a>
8. Borrower Concentration	<a href="#">13</a>
9. Geographical Distribution	<a href="#">14</a>
9.1 Geographical (Graph)	<a href="#">15</a>
10. Collateral	<a href="#">16</a>
11. Insurances	<a href="#">17</a>
12. Payment Methods	<a href="#">18</a>
13. Effective Interest Rate	<a href="#">19</a>
13.1 Effective Interest Rate (Graph)	<a href="#">20</a>
14. Seasoning	<a href="#">21</a>
14.1 Seasoning (Graph)	<a href="#">22</a>
15. Remaining Term	<a href="#">23</a>
15.1 Remaining Term (Graph)	<a href="#">24</a>
16. Original Term	<a href="#">25</a>
16.1 Original Term (Graph)	<a href="#">26</a>
17. Loan Concentration	<a href="#">27</a>
18. Amortisation Profiles	<a href="#">28</a>
19. Priority of Payments + Transaction Costs	<a href="#">29</a>
20. Retention	<a href="#">30</a>
21. Counterparties	<a href="#">31</a>
21.1 Issuer Information	<a href="#">32</a>
23. Swap Counterparty	<a href="#">33</a>
24. Santander Consumer Bank	<a href="#">34</a>
25. Glossary	<a href="#">35</a>

# SC Germany Consumer 2020-1 Monthly Investor Report

## 1. Portfolio Information



Calculation Date	12.06.2024				
Payment Date	14.06.2024				
Period No	43				
Monthly Period	Jun 2024				
Interest Period from	14.05.2024	to	14.06.2024	=	31 days
Collection Period from	01.05.2024	to	31.05.2024		

Outstanding Receivables	No. of Contracts	current period	previous period
		Aggregate Outstanding Principal Amount	Aggregate Outstanding Principal Amount
<b>Beginning of Period</b>	<b>63.067</b>	<b>525.478.887,66 €</b>	<b>547.537.466,85 €</b>
Scheduled Principal Payments		13.394.198,89 €	13.875.942,96 €
Prepayment Principal		6.448.230,30 €	6.931.744,92 €
<b>Total Principal Collections</b>		<b>19.842.429,19 €</b>	<b>20.807.687,88 €</b>
<b>Total Interest Collections</b>		<b>2.356.432,02 €</b>	<b>2.454.789,95 €</b>
<b>Defaults</b>		<b>1.166.417,58 €</b>	<b>1.250.891,31 €</b>
<b>Replenishment Amount</b>		<b>- €</b>	<b>- €</b>
<b>End of Period</b>		<b>504.470.040,89 €</b>	<b>525.478.887,66 €</b>
<b>Purchase Shortfall Amount</b>		<b>79,96 €</b>	<b>15,09 €</b>
<b>Total Assets (End of Period)</b>	<b>61.292</b>	<b>504.470.120,85 €</b>	<b>525.478.902,75 €</b>
<b>Current Prepayment Rate (annualised)</b>		<b>13,8%</b>	
<b>Current Poolfactor</b>		<b>25,8%</b>	

**SC Germany Consumer 2020-1**  
**Monthly Investor Report**

**1.1 Portfolio Information per period**

Calculation Date	12.06.2024		
Payment Date	14.06.2024		
Period No	43		
Monthly Period	Jun 2024		
Interest Period	from	14.05.2024	to 14.06.2024 = 31 days
Collection Period	from	01.05.2024	to 31.05.2024



Collection Period	Outstanding BOP	Scheduled Principal Payments	Prepayment Principal	Total Principal Collections	Prepayment Rate
1	1.799.999.933,09 €	28.004.372,02 €	37.328.045,90 €	65.332.417,92 €	22,23%
2	1.799.999.978,57 €	27.656.379,76 €	32.092.572,15 €	59.748.951,91 €	19,42%
3	1.799.999.995,61 €	30.260.180,50 €	40.849.586,79 €	71.109.767,29 €	24,08%
4	1.799.999.991,50 €	29.666.354,11 €	42.585.774,69 €	72.252.128,80 €	24,97%
5	1.799.999.993,97 €	29.272.948,70 €	52.031.411,07 €	81.304.359,77 €	29,67%
6	1.799.999.998,42 €	28.945.451,65 €	45.554.564,24 €	74.500.015,89 €	26,48%
7	1.799.999.986,54 €	29.236.040,56 €	43.340.599,83 €	72.576.640,39 €	25,36%
8	1.799.999.989,63 €	29.279.001,04 €	50.076.352,28 €	79.355.353,32 €	28,72%
9	1.799.999.997,62 €	29.869.284,36 €	62.441.257,36 €	92.310.541,72 €	34,54%
10	1.799.999.984,70 €	29.621.444,89 €	51.566.098,32 €	81.187.543,21 €	29,45%
11	1.799.999.992,84 €	30.177.669,47 €	47.987.492,90 €	78.165.162,37 €	27,69%
12	1.799.999.993,58 €	30.876.744,16 €	47.465.290,02 €	78.342.034,18 €	27,43%
13	1.799.999.958,85 €	29.556.876,67 €	45.760.187,19 €	75.317.063,86 €	26,58%
14	1.721.647.673,05 €	28.588.769,79 €	30.693.631,43 €	59.282.401,22 €	19,42%
15	1.658.715.590,68 €	28.499.176,78 €	47.084.893,55 €	75.584.070,33 €	29,22%
16	1.579.516.526,08 €	27.185.727,46 €	44.025.413,58 €	71.211.141,04 €	28,77%
17	1.504.720.267,30 €	26.381.970,38 €	42.816.372,78 €	69.198.343,16 €	29,28%
18	1.432.703.420,57 €	26.625.784,19 €	34.486.040,66 €	61.111.824,85 €	25,35%
19	1.366.855.787,27 €	24.783.879,79 €	37.217.290,41 €	62.001.170,20 €	28,20%
20	1.301.382.552,83 €	23.445.035,29 €	31.526.190,43 €	54.971.225,72 €	25,49%
21	1.243.335.118,53 €	23.488.188,23 €	27.123.684,87 €	50.611.873,10 €	23,25%
22	1.189.492.514,20 €	22.033.853,80 €	26.062.473,99 €	48.096.327,79 €	23,34%
23	1.137.704.113,13 €	21.376.728,61 €	22.264.065,20 €	43.640.793,81 €	21,11%
24	1.091.302.713,23 €	20.896.411,55 €	17.461.551,76 €	38.357.963,31 €	17,60%
25	1.050.040.105,16 €	20.553.036,44 €	14.978.129,26 €	35.531.165,70 €	15,84%
26	1.011.546.703,21 €	19.883.570,13 €	9.981.424,55 €	29.864.994,68 €	11,22%
27	979.508.496,29 €	19.747.624,75 €	16.740.256,79 €	36.487.881,54 €	18,69%
28	940.396.572,93 €	19.164.568,53 €	14.265.507,47 €	33.430.076,00 €	16,76%
29	904.083.465,13 €	18.959.919,52 €	14.103.398,55 €	33.063.318,07 €	17,19%
30	867.754.835,41 €	18.442.913,19 €	10.244.883,26 €	28.687.796,45 €	13,28%
31	837.573.133,32 €	17.521.972,50 €	12.252.968,87 €	29.774.941,37 €	16,21%
32	805.344.476,12 €	17.333.857,71 €	11.466.605,82 €	28.800.463,53 €	15,81%
33	774.337.554,90 €	16.768.072,82 €	11.233.018,29 €	28.001.091,11 €	16,08%
34	744.253.182,52 €	16.558.540,01 €	11.174.524,56 €	27.733.064,57 €	16,60%
35	714.652.736,22 €	16.488.206,14 €	6.880.698,32 €	23.368.904,46 €	10,96%
36	689.208.813,99 €	15.952.962,62 €	7.342.513,82 €	23.295.476,44 €	12,06%
37	664.036.503,02 €	15.429.784,11 €	6.956.068,94 €	22.385.853,05 €	11,87%
38	640.143.017,52 €	15.255.509,43 €	4.508.080,21 €	19.763.589,64 €	8,13%
39	618.529.801,11 €	15.218.681,96 €	8.160.241,19 €	23.378.923,15 €	14,73%
40	593.148.563,20 €	14.451.149,37 €	6.947.331,42 €	21.398.480,79 €	13,18%
41	570.129.389,58 €	14.338.922,15 €	6.971.384,24 €	21.310.306,39 €	13,73%
42	547.537.466,85 €	13.875.942,96 €	6.931.744,92 €	20.807.687,88 €	14,18%
43	525.478.887,66 €	13.394.198,89 €	6.448.230,30 €	19.842.429,19 €	13,77%
44					
45					
46					
47					
48					
49					
50					
51					
52					
53					
54					
55					
56					
57					
58					
59					
60					
61					
62					
63					
64					
65					
66					
67					
68					
69					
70					
71					
72					
73					
74					
75					
76					
77					
78					
79					
80					

**SC Germany Consumer 2020-1  
Monthly Investor Report**

**2. Reserve Accounts**



Calculation Date	12.06.2024				
Payment Date	14.06.2024				
Period No	43				
Monthly Period	Jun 2024				
Interest Period	from	14.05.2024	to	14.06.2024	= 31 days
Collection Period	from	01.05.2024	to	31.05.2024	

**Reserve Accounts**

	in %		Trigger Event y/n
<b>Liquidity Reserve</b>			
Beginning of Period	1,2%	6.000.000,00 €	
Cash Outflow		6.000.000,00 €	
of which Liquidity Reserve Excess Amount		- €	
Cash Inflow		6.000.000,00 €	
End of Period	1,3%	6.000.000,00 €	
Required Liquidity Reserve Amount	1,3%	6.000.000,00 €	
<b>Commingling Reserve</b>	in %		no
Beginning of Period		n/a	
Cash Outflow		n/a	
of which Commingling Reserve Excess Amount			
of which drawn from the commingling reserve and applied to PoP			
Cash Inflow		n/a	
End of Period		n/a	
Commingling Reserve Required Amount		- €	
<b>Set-Off Reserve</b>	in %		no
Beginning of Period		n/a	
Cash Outflow		n/a	
of which Set-Off Reserve Excess Amount			
of which drawn from the set-off reserve and applied to PoP			
Cash Inflow		n/a	
End of Period		n/a	
Set-Off Reserve Required Amount		- €	
In case of Rating Trigger breach: Set-Off Reserve Required Amount			

**SC Germany Consumer 2020-1  
Monthly Investor Report**

Calculation Date	12.06.2024				
Payment Date	14.06.2024				
Period No	43				
Monthly Period	Jun 2024				
Interest Period	from	14.05.2024	to	14.06.2024	= 31 days
Collection Period	from	01.05.2024	to	31.05.2024	

**3.1 Delinquency Data**



**Delinquency Data and Ratios**

Collection Period	Outstanding EOP	Days past due				not delinquent	Days past due			
		1-30	31-60	61-90	>90		1-30	31-60	61-90	>90
1	1.799.999.933,09 €	0,00 €	0,00 €	0,00 €	0,00 €	100,00%	0,00%	0,00%	0,00%	0,00%
2	1.799.999.978,57 €	6.313.367,70 €	882.720,82 €	170.291,73 €	106.711,25 €	99,58%	0,35%	0,05%	0,01%	0,01%
3	1.799.999.995,61 €	6.239.761,54 €	4.939.221,31 €	866.738,74 €	194.212,76 €	99,32%	0,35%	0,27%	0,05%	0,01%
4	1.799.999.991,50 €	5.963.979,66 €	5.640.605,03 €	3.166.805,23 €	1.020.162,48 €	99,12%	0,33%	0,31%	0,18%	0,06%
5	1.799.999.993,97 €	6.549.435,07 €	5.068.350,47 €	3.154.504,95 €	3.340.625,38 €	98,99%	0,36%	0,28%	0,18%	0,19%
6	1.799.999.998,42 €	6.277.838,82 €	5.527.447,42 €	3.012.488,71 €	3.870.498,36 €	98,96%	0,35%	0,31%	0,17%	0,22%
7	1.799.999.986,54 €	6.655.977,58 €	5.191.130,95 €	3.407.325,83 €	4.039.360,98 €	98,93%	0,37%	0,29%	0,19%	0,22%
8	1.799.999.989,63 €	6.989.530,24 €	6.091.686,44 €	3.286.422,04 €	3.722.868,68 €	98,88%	0,39%	0,34%	0,18%	0,21%
9	1.799.999.997,62 €	7.133.920,03 €	6.233.651,41 €	3.951.906,29 €	3.968.753,90 €	98,82%	0,40%	0,35%	0,22%	0,22%
10	1.799.999.984,70 €	7.100.911,44 €	6.845.812,22 €	3.913.890,47 €	4.226.440,32 €	98,77%	0,39%	0,38%	0,22%	0,23%
11	1.799.999.992,84 €	7.461.489,74 €	7.241.101,48 €	4.275.039,66 €	4.343.151,61 €	98,70%	0,41%	0,40%	0,24%	0,24%
12	1.799.999.993,58 €	8.614.820,87 €	7.514.271,62 €	4.335.660,83 €	4.808.361,93 €	98,60%	0,48%	0,42%	0,24%	0,27%
13	1.799.999.958,85 €	8.149.643,43 €	7.414.728,38 €	5.196.772,53 €	4.804.992,51 €	98,58%	0,45%	0,41%	0,29%	0,27%
14	1.721.647.673,05 €	9.154.824,92 €	7.683.441,10 €	4.571.313,06 €	5.450.520,47 €	98,44%	0,53%	0,45%	0,27%	0,32%
15	1.658.715.590,68 €	8.019.501,54 €	7.716.322,14 €	4.957.459,62 €	5.141.187,28 €	98,44%	0,48%	0,47%	0,30%	0,31%
16	1.579.516.526,08 €	2.156.410,29 €	5.288.311,38 €	5.855.455,62 €	8.834.829,65 €	98,60%	0,14%	0,33%	0,37%	0,56%
17	1.504.720.267,30 €	6.103.836,10 €	6.642.996,27 €	5.178.304,37 €	5.506.748,66 €	98,44%	0,41%	0,44%	0,34%	0,37%
18	1.432.703.420,57 €	2.260.407,34 €	9.054.085,70 €	5.365.320,18 €	5.974.539,81 €	98,42%	0,16%	0,63%	0,37%	0,42%
19	1.366.855.787,27 €	5.370.518,81 €	5.457.118,45 €	5.095.288,19 €	6.238.919,17 €	98,38%	0,39%	0,40%	0,37%	0,46%
20	1.301.382.552,83 €	2.149.017,19 €	5.760.350,49 €	4.844.307,25 €	8.429.770,89 €	98,37%	0,17%	0,44%	0,37%	0,65%
21	1.243.335.118,53 €	4.753.479,16 €	2.338.223,15 €	5.410.463,65 €	7.949.872,40 €	98,36%	0,38%	0,19%	0,44%	0,64%
22	1.189.492.514,20 €	5.484.736,32 €	5.666.697,26 €	4.538.040,41 €	5.916.666,61 €	98,18%	0,46%	0,48%	0,38%	0,50%
23	1.137.704.113,13 €	1.757.770,17 €	4.233.101,56 €	4.546.757,95 €	7.527.347,52 €	98,41%	0,15%	0,37%	0,40%	0,66%
24	1.091.302.713,23 €	5.094.657,88 €	1.689.545,81 €	4.808.622,74 €	7.285.895,52 €	98,27%	0,47%	0,15%	0,44%	0,67%
25	1.050.040.105,16 €	2.059.584,85 €	5.233.159,66 €	4.294.615,30 €	7.814.341,32 €	98,15%	0,20%	0,50%	0,41%	0,74%
26	1.011.546.703,21 €	4.456.205,77 €	1.815.264,82 €	4.953.579,13 €	6.770.256,79 €	98,22%	0,44%	0,18%	0,49%	0,67%
27	979.508.496,29 €	4.706.084,98 €	4.781.727,82 €	1.417.695,23 €	7.880.938,28 €	98,08%	0,48%	0,49%	0,14%	0,80%
28	940.396.572,93 €	1.945.485,70 €	4.168.293,21 €	4.301.529,82 €	7.337.130,76 €	98,11%	0,21%	0,44%	0,46%	0,78%
29	904.083.465,13 €	4.901.116,10 €	4.564.945,11 €	3.265.378,23 €	4.891.706,97 €	98,05%	0,54%	0,50%	0,36%	0,54%
30	867.754.835,41 €	1.533.474,44 €	6.127.716,82 €	3.270.227,48 €	3.810.132,42 €	98,30%	0,18%	0,71%	0,38%	0,44%
31	837.573.133,32 €	4.796.556,50 €	3.678.024,96 €	3.464.176,11 €	4.968.428,66 €	97,98%	0,57%	0,44%	0,41%	0,59%
32	805.344.476,12 €	2.122.777,51 €	3.561.041,38 €	3.605.145,19 €	6.335.455,55 €	98,06%	0,26%	0,44%	0,45%	0,79%
33	774.337.554,90 €	4.473.384,62 €	1.535.075,82 €	3.309.766,94 €	5.941.946,53 €	98,03%	0,58%	0,20%	0,43%	0,77%
34	744.253.182,52 €	2.132.407,47 €	3.503.142,97 €	3.669.346,01 €	5.342.471,85 €	98,03%	0,29%	0,47%	0,49%	0,72%
35	714.652.736,22 €	1.891.767,24 €	4.020.922,40 €	2.804.854,34 €	5.075.477,04 €	98,07%	0,26%	0,56%	0,39%	0,71%
36	689.208.813,99 €	4.015.303,90 €	3.507.063,77 €	1.245.723,22 €	4.597.970,47 €	98,06%	0,58%	0,51%	0,18%	0,67%
37	664.036.503,02 €	1.615.005,19 €	3.351.474,16 €	3.410.957,12 €	4.983.436,81 €	97,99%	0,24%	0,50%	0,51%	0,75%
38	640.143.017,52 €	3.820.235,41 €	1.299.255,89 €	2.792.930,92 €	5.401.686,20 €	97,92%	0,60%	0,20%	0,44%	0,84%
39	618.529.801,11 €	3.345.055,50 €	3.163.187,63 €	2.532.583,65 €	3.528.784,90 €	97,97%	0,54%	0,51%	0,41%	0,57%
40	593.148.563,20 €	1.557.008,81 €	2.701.841,43 €	2.703.966,97 €	5.021.908,87 €	97,98%	0,26%	0,46%	0,46%	0,85%
41	570.129.389,58 €	3.270.910,87 €	3.015.472,85 €	523.870,24 €	4.324.867,15 €	98,05%	0,57%	0,53%	0,09%	0,76%
42	547.537.466,85 €	3.892.343,73 €	2.770.911,81 €	2.266.822,84 €	3.355.316,26 €	97,76%	0,71%	0,51%	0,41%	0,61%
43	525.478.887,66 €	3.220.590,92 €	1.083.273,29 €	3.804.331,90 €	2.761.434,36 €	97,93%	0,61%	0,21%	0,72%	0,53%
44										
45										
46										
47										
48										
49										
50										
51										
52										
53										
54										
55										
56										
57										
58										
59										
60										
61										
62										
63										
64										
65										
66										
67										
68										
69										
70										
71										
72										
73										
74										
75										
76										
77										
78										
79										
80										

**SC Germany Consumer 2020-1  
Monthly Investor Report**

**3.2 Default Data**



Calculation Date	12.06.2024				
Payment Date	14.06.2024				
Period No	43				
Monthly Period	Jun 2024				
Interest Period from	14.05.2024	to	14.06.2024	=	31 days
Collection Period from	01.05.2024	to	31.05.2024		

**Default Data and Ratios**

	Amount	Number of Loans
<b>Current Default</b>		
Current Period Gross Default	1.166.417,58 €	
Current Period Recoveries	312.342,63 €	
Current Period Net Default	854.074,95 €	
New Number of Defaulted Contracts		136
<b>Cumulative Default</b>		
Cumulative Gross Default	103.158.801,17 €	
Cumulative Recoveries	13.289.553,06 €	
Cumulative Net Default	89.869.248,11 €	
Total Number of Defaulted Contracts		10.276

**Principal Deficiency Ledgers**

<b>Class A PDL Sub-Ledger</b>		
Class A PDL BoP	- €	
Class A Amount debited to the PDL	- €	
Class A Amount credited to the PDL	- €	
Class A PDL EoP	- €	
<b>Class B PDL Sub-Ledger</b>		
Class B PDL BoP	- €	
Class B Amount debited to the PDL	- €	
Class B Amount credited to the PDL	- €	
Class B PDL EoP	- €	
<b>Class C PDL Sub-Ledger</b>		
Class C PDL BoP	- €	
Class C Amount debited to the PDL	- €	
Class C Amount credited to the PDL	- €	
Class C PDL EoP	- €	
<b>Class D PDL Sub-Ledger</b>		
Class D PDL BoP	- €	
Class D Amount debited to the PDL	- €	
Class D Amount credited to the PDL	- €	
Class D PDL EoP	- €	
<b>Class E PDL Sub-Ledger</b>		
Class E PDL BoP	- €	
Class E Amount debited to the PDL	- €	
Class E Amount credited to the PDL	- €	
Class E PDL EoP	- €	
<b>Class F PDL Sub-Ledger</b>		
Class F PDL BoP	- €	
Class F Amount debited to the PDL	- €	
Class F Amount credited to the PDL	- €	
Class F PDL EoP	- €	
<b>Class G PDL Sub-Ledger</b>		
Class G PDL BoP	- €	
Class G Amount debited to the PDL	1.166.417,58 €	
Class G Amount credited to the PDL	1.166.417,58 €	
Class G PDL EoP	- €	

SC Germany Consumer 2020-1  
Monthly Investor Report

3.3 Defaults & Recoveries per period

Calculation Date	12.06.2024				
Payment Date	14.06.2024				
Period No	43				
Monthly Period	Jun 2024				
Interest Period	from	14.05.2024	to	14.06.2024	= 31 days
Collection Period	from	01.05.2024	to	31.05.2024	



Default/Recovery Data and Ratios

Collection Period	Number of defaulted contracts	Defaults in collection period	cumulated Defaults since cut-off	cumulated amount of purchased receivables	Cumulated Default Ratio %	Recoveries in collection period	cumulated Recoveries since cut-off	cumulated net losses	cumulated net loss ratio %
1	0	0,00 €	0,00 €	1.865.332.396,49 €	0,00%	0,00 €	0,00 €	0,00 €	0,00%
2	16	147.487,32 €	147.487,32 €	1.925.228.852,76 €	0,01%	-479,73 €	-479,73 €	147.967,05 €	0,01%
3	24	157.926,42 €	305.413,74 €	1.996.496.542,36 €	0,02%	257,69 €	-222,04 €	305.635,78 €	0,02%
4	132	1.099.521,49 €	1.404.935,23 €	2.069.848.195,12 €	0,07%	9.982,50 €	9.760,46 €	1.395.174,77 €	0,07%
5	315	2.218.875,82 €	3.623.811,05 €	2.153.371.435,16 €	0,17%	24.886,76 €	34.647,22 €	3.589.163,83 €	0,17%
6	507	2.239.836,88 €	5.863.647,93 €	2.230.111.276,05 €	0,26%	3.854,39 €	38.501,61 €	5.825.146,32 €	0,26%
7	775	2.857.778,09 €	8.721.426,02 €	2.305.545.697,62 €	0,38%	5.493,97 €	43.995,58 €	8.677.430,44 €	0,38%
8	1.035	2.403.241,33 €	11.124.667,35 €	2.387.304.300,26 €	0,47%	22.450,16 €	66.445,74 €	11.058.221,61 €	0,46%
9	1.358	3.038.826,26 €	14.163.493,61 €	2.482.653.655,32 €	0,57%	31.479,16 €	97.924,90 €	14.065.568,71 €	0,57%
10	1.606	2.948.583,92 €	17.112.077,53 €	2.566.789.790,59 €	0,67%	52.785,46 €	150.710,36 €	16.961.367,17 €	0,66%
11	1.934	3.478.842,52 €	20.590.920,05 €	2.648.433.796,22 €	0,78%	70.308,76 €	221.019,12 €	20.369.900,93 €	0,77%
12	2.253	3.348.605,56 €	23.939.525,61 €	2.730.124.401,23 €	0,88%	118.385,37 €	339.404,49 €	23.600.121,12 €	0,86%
13	2.547	3.035.221,94 €	26.974.747,55 €	2.730.124.401,23 €	0,99%	101.904,44 €	441.308,93 €	26.533.438,62 €	0,97%
14	2.882	3.649.681,15 €	30.624.428,70 €	2.730.124.401,23 €	1,12%	168.996,44 €	610.305,37 €	30.014.123,33 €	1,10%
15	3.239	3.614.994,27 €	34.239.422,97 €	2.730.124.401,23 €	1,25%	152.385,89 €	762.691,26 €	33.476.731,71 €	1,23%
16	3.622	3.585.117,74 €	37.824.540,71 €	2.730.124.401,23 €	1,39%	111.648,37 €	874.339,63 €	36.950.201,08 €	1,35%
17	3.912	2.818.503,57 €	40.643.044,28 €	2.730.124.401,23 €	1,49%	178.137,94 €	1.052.477,57 €	39.590.566,71 €	1,45%
18	4.325	4.735.808,45 €	45.378.852,73 €	2.730.124.401,23 €	1,66%	186.401,94 €	1.238.879,51 €	44.139.973,22 €	1,62%
19	4.652	3.472.064,24 €	48.850.916,97 €	2.730.124.401,23 €	1,79%	185.101,49 €	1.423.981,00 €	47.426.935,97 €	1,74%
20	4.988	3.076.208,58 €	51.927.125,55 €	2.730.124.401,23 €	1,90%	169.052,85 €	1.593.033,85 €	50.334.091,70 €	1,84%
21	5.324	3.230.731,23 €	55.157.856,78 €	2.730.124.401,23 €	2,02%	209.071,26 €	1.802.105,11 €	53.355.751,67 €	1,95%
22	5.671	3.692.073,28 €	58.849.930,06 €	2.730.124.401,23 €	2,16%	286.489,58 €	2.088.594,69 €	56.761.335,37 €	2,08%
23	5.972	2.760.806,09 €	61.610.536,15 €	2.730.124.401,23 €	2,26%	281.752,38 €	2.370.347,07 €	59.240.189,08 €	2,17%
24	6.280	2.904.644,76 €	64.515.180,91 €	2.730.124.401,23 €	2,36%	185.063,20 €	2.555.410,27 €	61.959.770,64 €	2,27%
25	6.589	2.962.236,25 €	67.477.417,16 €	2.730.124.401,23 €	2,47%	4.711.560,27 €	7.268.970,54 €	60.210.446,62 €	2,21%
26	6.808	2.173.212,24 €	69.650.629,40 €	2.730.124.401,23 €	2,55%	177.779,61 €	7.444.750,15 €	62.205.879,25 €	2,28%
27	7.053	2.624.041,82 €	72.274.671,22 €	2.730.124.401,23 €	2,65%	161.908,40 €	7.606.658,55 €	64.668.012,67 €	2,37%
28	7.325	2.883.031,80 €	75.157.703,02 €	2.730.124.401,23 €	2,75%	196.623,44 €	7.803.281,99 €	67.354.421,03 €	2,47%
29	7.620	3.265.311,65 €	78.423.014,67 €	2.730.124.401,23 €	2,87%	249.299,79 €	8.052.581,78 €	70.370.432,89 €	2,58%
30	7.829	1.493.905,64 €	79.916.920,31 €	2.730.124.401,23 €	2,93%	250.132,45 €	8.302.714,23 €	71.614.206,08 €	2,62%
31	8.081	2.453.715,83 €	82.370.636,14 €	2.730.124.401,23 €	3,02%	263.009,47 €	8.565.723,70 €	73.804.912,44 €	2,70%
32	8.325	2.206.457,69 €	84.577.093,83 €	2.730.124.401,23 €	3,10%	276.668,58 €	8.842.392,28 €	75.734.701,55 €	2,77%
33	8.542	2.083.281,27 €	86.660.375,10 €	2.730.124.401,23 €	3,17%	261.274,42 €	9.103.666,70 €	77.556.708,40 €	2,84%
34	8.746	1.867.381,73 €	88.527.756,83 €	2.730.124.401,23 €	3,24%	315.106,35 €	9.418.773,05 €	79.108.983,78 €	2,90%
35	8.943	2.075.017,77 €	90.602.774,60 €	2.730.124.401,23 €	3,32%	204.987,12 €	9.623.760,17 €	80.979.014,43 €	2,97%
36	9.135	1.876.834,53 €	92.479.609,13 €	2.730.124.401,23 €	3,39%	1.560.772,79 €	11.184.532,96 €	81.295.076,17 €	2,98%
37	9.311	1.507.632,45 €	93.987.241,58 €	2.730.124.401,23 €	3,44%	317.518,50 €	11.502.051,46 €	82.485.190,12 €	3,02%
38	9.501	1.849.626,77 €	95.836.868,35 €	2.730.124.401,23 €	3,51%	277.721,07 €	11.779.772,53 €	84.057.095,82 €	3,08%
39	9.695	2.002.314,76 €	97.839.183,11 €	2.730.124.401,23 €	3,58%	314.968,47 €	12.094.741,00 €	85.744.442,11 €	3,14%
40	9.848	1.620.692,83 €	99.459.875,94 €	2.730.124.401,23 €	3,64%	277.300,58 €	12.372.041,58 €	87.087.834,36 €	3,19%
41	9.994	1.281.616,34 €	100.741.492,28 €	2.730.124.401,23 €	3,69%	278.569,33 €	12.650.610,91 €	88.090.881,37 €	3,23%
42	10.140	1.250.891,31 €	101.992.383,59 €	2.730.124.401,23 €	3,74%	326.599,52 €	12.977.210,43 €	89.015.173,16 €	3,26%
43	10.276	1.166.417,58 €	103.158.801,17 €	2.730.124.401,23 €	3,78%	312.342,63 €	13.289.553,06 €	89.869.248,11 €	3,29%
44									
45									
46									
47									
48									
49									
50									
51									
52									
53									
54									
55									
56									
57									
58									
59									
60									
61									
62									
63									
64									
65									
66									
67									
68									
69									
70									
71									
72									
73									
74									
75									
76									
77									
78									
79									
80									



**SC Germany Consumer 2020-1  
Monthly Investor Report**

**4. Concentration Limits**



Calculation Date	12.06.2024			
Payment Date	14.06.2024			
Period No	43			
Monthly Period	Jun 2024			
Interest Period from	14.05.2024	to	14.06.2024	= 31 days
Collection Period from	01.05.2024	to	31.05.2024	

Portfolio Concentrations	Current Transaction Status			Amortising
	Minimum-Trigger	Maximum-Trigger	Current Value	Trigger Breach
Average Yield (applicable for Total Portfolio)	5,60%	-	-	no
Borrower Exposure (applicable for Total Portfolio)	-	200.000,00 €	-	no
WA Remaining Term		80,00	-	no
		Maximum-Trigger	Current Value	Trigger Breach
<b>Purchase Shortfall Event</b>				no
Period before previous period		180.000.000,00 €	-	
Previous period		180.000.000,00 €	-	
Current period		180.000.000,00 €	-	
<b>Termination/Service Termination Event</b>				no
<b>Event of Default / Termination Event, as defined in the Interest Rate Swap</b>				no
<b>Sequential Payment Trigger Event</b>				no
Cumulative Net Loss Ratio				
- until (and including) the Payment Date in Nov 2021		1,50%		no
- from the Payment Date in Dec 2021 until (and including) the Payment Date in Nov 2022		2,50%	3,29%	no
- from the Payment Date in Dec 2022 until (and including) the Payment Date in Nov 2023		3,50%		no
- from the Payment Date in Dec 2023 onwards		4,50%		no
Class G PDL fully debited		0,00 €	0,00 €	no
Aggregate Outstanding Portfolio Principal Amount is lower than 10 per cent. of the Aggregate Outstanding Portfolio Principal Amount of the Purchased Receivables on the Cut-Off Date	10,00%		28,03%	no
Tax Call Redemption date				
Regulatory Change Event Redemption Date				
<b>Early Amortisation Event</b>				
Cumulative Net Loss Ratio				
- prior to 31 October 2021		n/a	n/a	no
Purchase Shortfall Event				no
Termination Event or Service Termination Event				no
Event of Default / Termination Event, as defined in the Interest Rate Swap				no
Any debit of class G after application of funds in current period		0,00 €	0,00 €	no

**SC Germany Consumer 2020-1  
Monthly Investor Report**

Calculation Date	12.06.2024				
Payment Date	14.06.2024				
Period No	43				
Monthly Period	Jun 2024				
Interest Period from	14.05.2024	to	14.06.2024	=	31 days
Collection Period from	01.05.2024	to	31.05.2024		

**5. Outstanding Notes**



1. Note Balance	All notes	Class A	Class B	Class C	Class D	Class E	Class F	Class G
<b>General Note Information</b>								
ISIN Code		XS2239090785	XS2239091320	XS2239091593	XS2239091759	XS2239091833	XS2239091916	XS2239092138
Currency		EUR	EUR	EUR	EUR	EUR	EUR	EUR
Initial Tranching	in %	76,50%	5,25%	6,00%	4,50%	3,00%	2,50%	2,25%
Legal Maturity		Nov 2034	Nov 2034	Nov 2034	Nov 2034	Nov 2034	Nov 2034	Nov 2034
Expected Maturity		Sep 2025	Sep 2025	Sep 2025	Sep 2025	Sep 2025	Sep 2025	Dez 2023
Original Rating (Fitch / Moody's)		AAA (sf) / Aaa (sf)	AA (sf) / Aa1 (sf)	A (sf) / A3 (sf)	BBB (sf) / Baa2 (sf)	BB+ (sf) / Ba2 (sf)	BB (sf) / B2 (sf)	n.r. / n.r.
Current Rating (Fitch / Moody's)*		AAA (sf) / Aaa (sf)	AA+ (sf) / Aaa (sf)	AA (sf) / Aa2 (sf)	A+ (sf) / A2 (sf)	A (sf) / Baa1 (sf)	A- (sf) / Baa3 (sf)	n.r. / n.r.
Initial Notes Aggregate Principal Outstanding Balance	1.800.000.000 €	1.377.000.000,00 €	94.500.000,00 €	108.000.000,00 €	81.000.000,00 €	54.000.000,00 €	45.000.000,00 €	40.500.000,00 €
Initial Nominal per Note		100.000,00 €	100.000,00 €	100.000,00 €	100.000,00 €	100.000,00 €	100.000,00 €	100.000,00 €
Initial Number of Notes per Class		13.770	945	1.080	810	540	450	405
<b>Current Note Information</b>								
Class Principal Outstanding Balance Beginning of Period	484.978.902,75 €	379.548.706,50 €	26.047.460,25 €	29.768.526,00 €	22.326.394,50 €	14.884.263,00 €	12.403.552,50 €	- €
Replenishment	- €							
Amortisation	21.008.781,90 €							
Redemption per Class		16.441.655,40 €	1.128.348,90 €	1.289.541,60 €	967.156,20 €	644.770,80 €	537.309,00 €	- €
Redemption per Note		1.194,02 €	1.194,02 €	1.194,02 €	1.194,02 €	1.194,02 €	1.194,02 €	- €
Class Principal Outstanding Balance End of Period	463.970.120,85 €	363.107.051,10 €	24.919.111,35 €	28.478.984,40 €	21.359.238,30 €	14.239.492,20 €	11.866.243,50 €	- €
Current Tranching		78,3%	5,4%	6,1%	4,6%	3,1%	2,6%	0,0%
Current Pool Factor	0,26	0,26	0,26	0,26	0,26	0,26	0,26	0,00
<b>2. Payments to Investors per Note</b>								
Interest Rate Basis: 1 M-Euribor / Fixed / Floating	3,856%	1mE+70bp	1mE+115bp	1mE+175bp	1mE+250bp	1mE+390bp	1mE+530bp	6,20%
DayCount Convention		act/360	act/360	act/360	act/360	act/360	act/360	act/360
Interest Days	31							
Principal Outstanding per Note Beginning of Period		27.563,45 €	27.563,45 €	27.563,45 €	27.563,45 €	27.563,45 €	27.563,45 €	- €
Class G only: Accrued Target Amortisation Amounts								- €
> Principal Repayment per Note		1.194,02 €	1.194,02 €	1.194,02 €	1.194,02 €	1.194,02 €	1.194,02 €	- €
Principal Outstanding per Note End of Period		26.369,43 €	26.369,43 €	26.369,43 €	26.369,43 €	26.369,43 €	26.369,43 €	- €
> Interest accrued for the period	-	1.489.087,80 €	112.284,90 €	143.704,80 €	122.196,60 €	99.408,60 €	97.794,00 €	- €
Interest Payment		1.489.087,80 €	112.284,90 €	143.704,80 €	122.196,60 €	99.408,60 €	97.794,00 €	- €
Interest Payment per Note		108,14 €	118,82 €	133,06 €	150,86 €	184,09 €	217,32 €	- €
<b>3. Credit Enhancements</b>								
Initial total CE (Subordination, Reserve)		23,50%	18,25%	12,25%	7,75%	4,75%	2,25%	0,00%
Current CE		28,02%	23,08%	17,44%	13,20%	10,38%	8,03%	8,03%

\* Last rating action as of 21.03.2024

**SC Germany Consumer 2020-1  
Monthly Investor Report**

**6. Original Principal Balance**



Calculation Date	12.06.2024				
Payment Date	14.06.2024				
Period No	43				
Monthly Period	Jun 2024				
Interest Period	from	14.05.2024	to	14.06.2024	= 31 days
Collection Period	from	01.05.2024	to	31.05.2024	

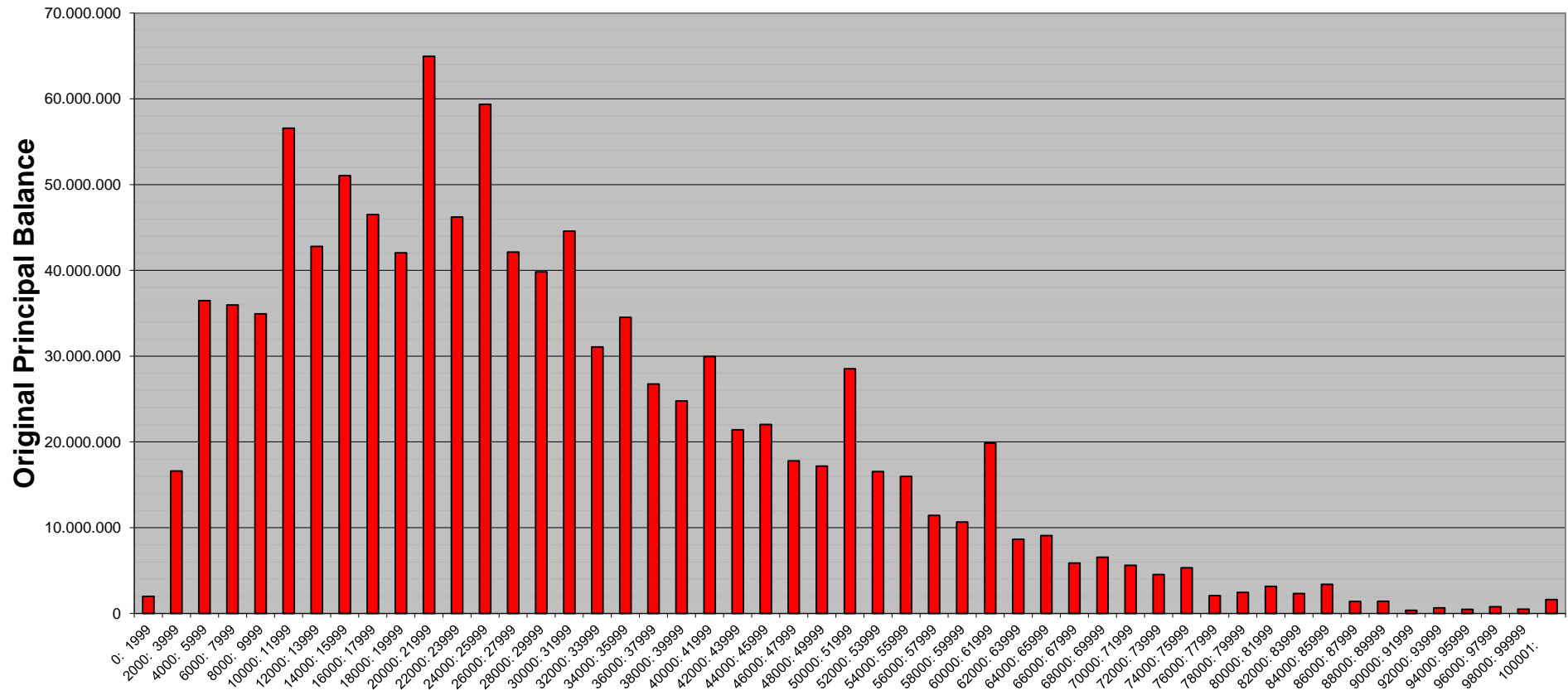
Original Principal Balance (Ranges in EUR)	Original Principal Balance in EUR	Percentage of Total Balance	Number of Loans	Percentage of Total Loans
0: 1999	1.992.958,14	0,19%	1.515	2,47%
2000: 3999	16.615.035,44	1,57%	5.622	9,17%
4000: 5999	36.477.815,34	3,45%	7.418	12,10%
6000: 7999	35.969.527,39	3,40%	5.273	8,60%
8000: 9999	34.943.032,04	3,31%	3.964	6,47%
10000: 11999	56.572.210,24	5,35%	5.301	8,65%
12000: 13999	42.793.559,67	4,05%	3.337	5,44%
14000: 15999	51.040.626,95	4,83%	3.410	5,56%
16000: 17999	46.506.867,70	4,40%	2.748	4,48%
18000: 19999	42.038.217,47	3,98%	2.228	3,64%
20000: 21999	64.973.684,92	6,15%	3.147	5,13%
22000: 23999	46.227.037,78	4,37%	2.017	3,29%
24000: 25999	59.375.067,00	5,62%	2.380	3,88%
26000: 27999	42.136.784,90	3,99%	1.565	2,55%
28000: 29999	39.826.599,64	3,77%	1.375	2,24%
30000: 31999	44.577.995,14	4,22%	1.453	2,37%
32000: 33999	31.075.817,42	2,94%	945	1,54%
34000: 35999	34.512.478,29	3,27%	987	1,61%
36000: 37999	26.754.405,61	2,53%	724	1,18%
38000: 39999	24.773.350,62	2,34%	636	1,04%
40000: 41999	29.956.989,68	2,83%	736	1,20%
42000: 43999	21.406.374,28	2,03%	499	0,81%
44000: 45999	22.035.475,57	2,09%	490	0,80%
46000: 47999	17.787.545,97	1,68%	379	0,62%
48000: 49999	17.185.106,90	1,63%	351	0,57%
50000: 51999	28.527.897,87	2,70%	565	0,92%
52000: 53999	16.544.452,15	1,57%	312	0,51%
54000: 55999	15.977.886,77	1,51%	291	0,47%
56000: 57999	11.435.734,04	1,08%	201	0,33%
58000: 59999	10.665.297,73	1,01%	181	0,30%
60000: 61999	19.867.572,26	1,88%	329	0,54%
62000: 63999	8.630.904,59	0,82%	137	0,22%
64000: 65999	9.081.092,36	0,86%	140	0,23%
66000: 67999	5.882.935,10	0,56%	88	0,14%
68000: 69999	6.552.297,44	0,62%	95	0,15%
70000: 71999	5.604.601,64	0,53%	79	0,13%
72000: 73999	4.530.815,37	0,43%	62	0,10%
74000: 75999	5.319.593,28	0,50%	71	0,12%
76000: 77999	2.082.487,44	0,20%	27	0,04%
78000: 79999	2.447.758,15	0,23%	31	0,05%
80000: 81999	3.161.632,32	0,30%	39	0,06%
82000: 83999	2.325.697,77	0,22%	28	0,05%
84000: 85999	3.393.078,02	0,32%	40	0,07%
86000: 87999	1.391.630,72	0,13%	16	0,03%
88000: 89999	1.423.252,20	0,13%	16	0,03%
90000: 91999	363.371,11	0,03%	4	0,01%
92000: 93999	649.634,45	0,06%	7	0,01%
94000: 95999	474.382,69	0,04%	5	0,01%
96000: 97999	776.798,88	0,07%	8	0,01%
98000: 99999	496.306,37	0,05%	5	0,01%
100001:	1.609.847,07	0,15%	15	0,02%
<b>Total</b>	<b>1.056.771.521,89</b>	<b>100,00%</b>	<b>61.292</b>	<b>100,00%</b>

Statistics in EUR	
Average Amount	17.241,59

**SC Germany Consumer 2020-1  
Monthly Investor Report**

**6.1 Original PB (Graph)**

Calculation Date	12.06.2024		
Payment Date	14.06.2024		
Period No	43		
Monthly Period	Jun 2024		
Interest Period	from	14.05.2024	to 14.06.2024 = 31 days
Collection Period	from	01.05.2024	to 31.05.2024



**SC Germany Consumer 2020-1  
Monthly Investor Report**

**7. Current Principal Balance**



Calculation Date	12.06.2024					
Payment Date	14.06.2024					
Period No	43					
Monthly Period	Jun 2024					
Interest Period	from	14.05.2024	to	14.06.2024	=	31 days
Collection Period	from	01.05.2024	to	31.05.2024		

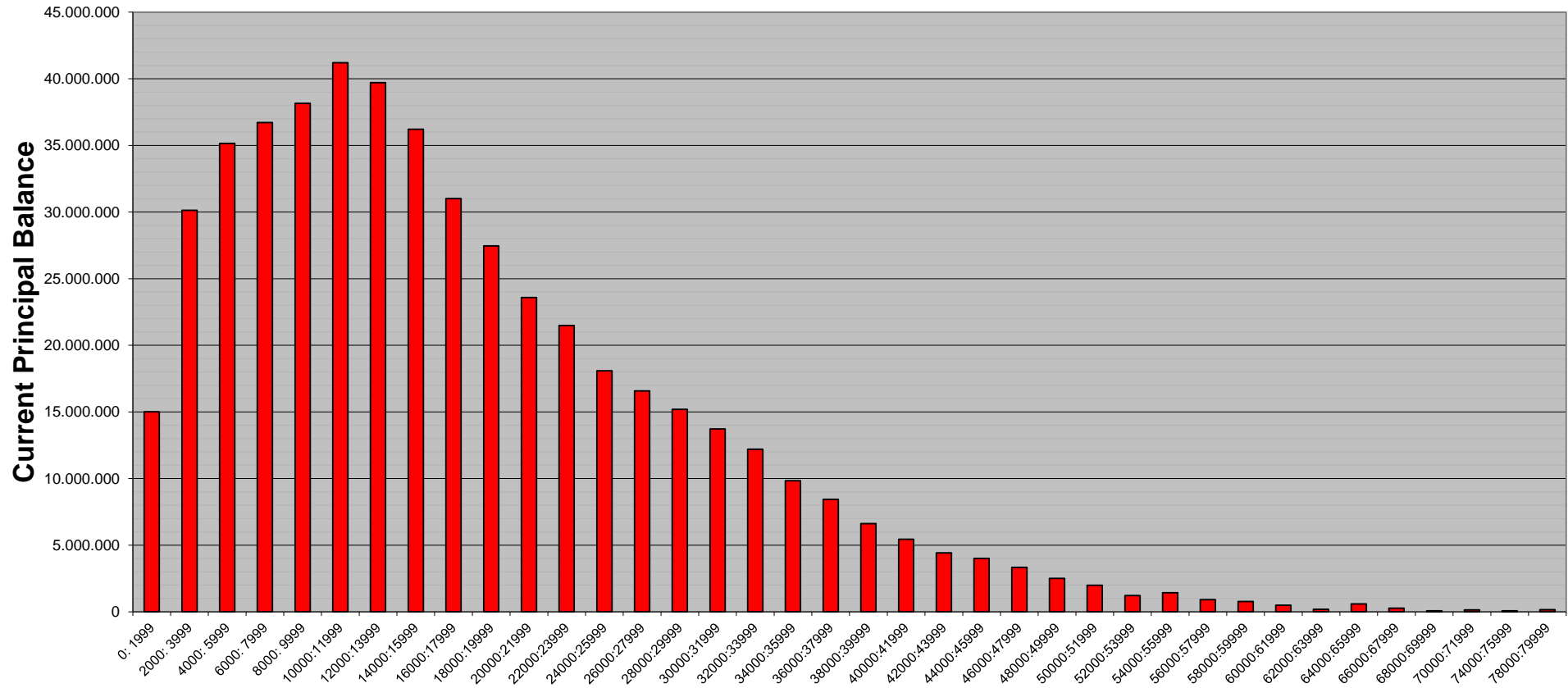
<i>Current Principal Balance (Ranges in EUR)</i>	<i>Current Principal Balance in EUR</i>	<i>Percentage of Total Balance</i>	<i>Number of Loans</i>	<i>Percentage of Total Loans</i>
0: 1999	15.004.207,44	2,97%	15.766	25,72%
2000: 3999	30.122.165,59	5,97%	10.360	16,90%
4000: 5999	35.141.309,89	6,97%	7.085	11,56%
6000: 7999	36.707.682,14	7,28%	5.286	8,62%
8000: 9999	38.159.046,88	7,56%	4.259	6,95%
10000:11999	41.202.956,64	8,17%	3.755	6,13%
12000:13999	39.704.087,55	7,87%	3.069	5,01%
14000:15999	36.215.648,96	7,18%	2.422	3,95%
16000:17999	31.014.083,60	6,15%	1.831	2,99%
18000:19999	27.461.768,44	5,44%	1.449	2,36%
20000:21999	23.589.205,24	4,68%	1.126	1,84%
22000:23999	21.481.150,69	4,26%	935	1,53%
24000:25999	18.087.809,17	3,59%	725	1,18%
26000:27999	16.578.289,66	3,29%	614	1,00%
28000:29999	15.196.820,48	3,01%	524	0,85%
30000:31999	13.721.375,49	2,72%	443	0,72%
32000:33999	12.195.927,42	2,42%	370	0,60%
34000:35999	9.832.562,12	1,95%	281	0,46%
36000:37999	8.432.694,75	1,67%	228	0,37%
38000:39999	6.614.424,47	1,31%	170	0,28%
40000:41999	5.450.059,90	1,08%	133	0,22%
42000:43999	4.421.954,56	0,88%	103	0,17%
44000:45999	4.010.498,98	0,79%	89	0,15%
46000:47999	3.326.633,66	0,66%	71	0,12%
48000:49999	2.504.610,23	0,50%	51	0,08%
50000:51999	1.984.221,07	0,39%	39	0,06%
52000:53999	1.219.142,91	0,24%	23	0,04%
54000:55999	1.427.598,21	0,28%	26	0,04%
56000:57999	916.484,50	0,18%	16	0,03%
58000:59999	769.245,36	0,15%	13	0,02%
60000:61999	488.065,68	0,10%	8	0,01%
62000:63999	190.159,22	0,04%	3	0,00%
64000:65999	586.178,76	0,12%	9	0,01%
66000:67999	267.321,15	0,05%	4	0,01%
68000:69999	69.761,40	0,01%	1	0,00%
70000:71999	141.467,54	0,03%	2	0,00%
74000:75999	74.811,86	0,01%	1	0,00%
78000:79999	158.609,28	0,03%	2	0,00%
<b>Total</b>	<b>504.470.040,89</b>	<b>100,00%</b>	<b>61.292</b>	<b>100,00%</b>

<b>Statistics</b>	<b>in EUR</b>
Average Amount	8.230,60

**SC Germany Consumer 2020-1  
Monthly Investor Report**

**7.1 Current PB (Graph)**

Calculation Date	12.06.2024		
Payment Date	14.06.2024		
Period No	43		
Monthly Period	Jun 2024		
Interest Period	from	14.05.2024	to 14.06.2024 = 31 days
Collection Period	from	01.05.2024	to 31.05.2024



**SC Germany Consumer 2020-1  
Monthly Investor Report**

**8. Borrower Concentration**



Calculation Date	12.06.2024	
Payment Date	14.06.2024	
Period No	43	
Monthly Period	Jun 2024	
Interest Period	from 14.05.2024	to 14.06.2024 = 31 days
Collection Period	from 01.05.2024	to 31.05.2024

No	Current Principal Balance in EUR	Percentage of Total Balance	Number of Loans
1	79.969,36	0,0159%	1
2	78.639,92	0,0156%	1
3	74.811,86	0,0148%	1
4	71.289,52	0,0141%	1
5	70.178,02	0,0139%	1
6	69.761,40	0,0138%	1
7	67.472,63	0,0134%	1
8	66.988,46	0,0133%	1
9	66.546,12	0,0132%	1
10	66.313,94	0,0131%	1
11	65.712,97	0,0130%	1
12	65.484,52	0,0130%	1
13	65.336,82	0,0130%	1
14	65.312,69	0,0129%	1
15	65.147,71	0,0129%	1
16	65.123,12	0,0129%	1
17	65.109,07	0,0129%	1
18	64.653,60	0,0128%	1
19	64.298,26	0,0127%	1
20	63.846,92	0,0127%	1
21	63.832,33	0,0127%	2
22	63.245,46	0,0125%	1
23	63.066,84	0,0125%	1
24	61.492,87	0,0122%	1
25	61.431,16	0,0122%	1
	<b>1.675.065,57</b>	<b>0,3320%</b>	<b>26</b>

**SC Germany Consumer 2020-1  
Monthly Investor Report**

**9. Geographical Distribution**



Calculation Date			12.06.2024		
Payment Date			14.06.2024		
Period No			43		
Monthly Period			Jun 2024		
Interest Period	from	14.05.2024	to	14.06.2024	= 31 days
Collection Period	from	01.05.2024	to	31.05.2024	

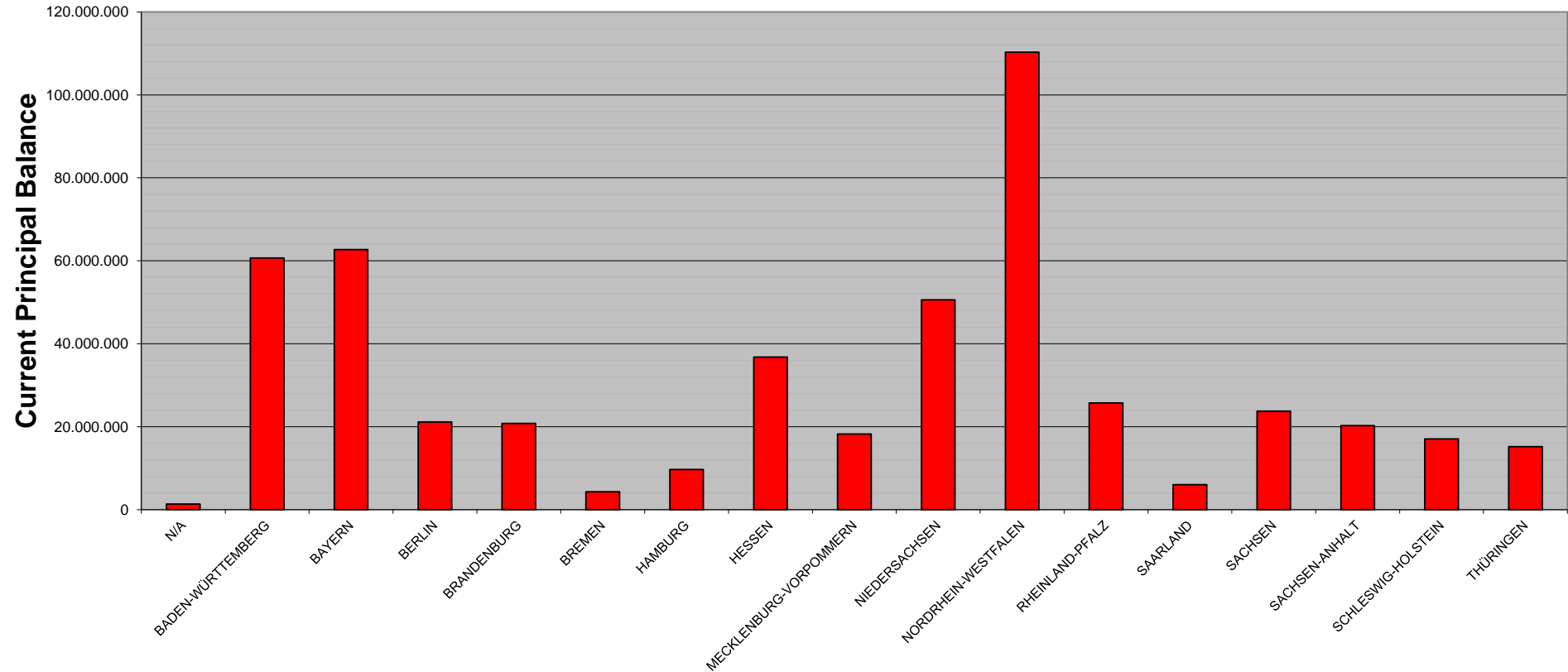
<i>State</i>	<i>Current Principal Balance in EUR</i>	<i>Percentage of Total Balance</i>	<i>Number of Loans</i>	<i>Percentage of Total Loans</i>
N/A	1.329.113,82	0,26%	134	0,22%
BADEN-WÜRTTEMBERG	60.659.005,53	12,02%	6.849	11,17%
BAYERN	62.685.001,55	12,43%	7.474	12,19%
BERLIN	21.140.741,39	4,19%	2.577	4,20%
BRANDENBURG	20.779.059,45	4,12%	2.718	4,43%
BREMEN	4.303.133,67	0,85%	535	0,87%
HAMBURG	9.670.008,56	1,92%	1.164	1,90%
HESEN	36.791.990,32	7,29%	4.387	7,16%
MECKLENBURG-VORPOMMERN	18.245.504,15	3,62%	2.193	3,58%
NIEDERSACHSEN	50.594.222,05	10,03%	6.240	10,18%
NORDRHEIN-WESTFALEN	110.311.490,39	21,87%	13.197	21,53%
RHEINLAND-PFALZ	25.728.158,35	5,10%	3.131	5,11%
SAARLAND	6.023.861,01	1,19%	787	1,28%
SACHSEN	23.727.255,88	4,70%	3.113	5,08%
SACHSEN-ANHALT	20.255.895,83	4,02%	2.597	4,24%
SCHLESWIG-HOLSTEIN	17.023.157,34	3,37%	2.184	3,56%
THÜRINGEN	15.202.441,60	3,01%	2.012	3,28%
<b>Total</b>	<b>504.470.040,89</b>	<b>100,00%</b>	<b>61.292</b>	<b>100,00%</b>



**SC Germany Consumer 2020-1  
Monthly Investor Report**

**9.1 Geographical Distribution (Graph)**

Calculation Date	12.06.2024	
Payment Date	14.06.2024	
Period No	43	
Monthly Period	Jun 2024	
Interest Period	from 14.05.2024	to 14.06.2024 = 31 days
Collection Period	from 01.05.2024	to 31.05.2024



**SC Germany Consumer 2020-1  
Monthly Investor Report**

**10. Collateral**



Calculation Date			12.06.2024		
Payment Date			14.06.2024		
Period No			43		
Monthly Period			Jun 2024		
Interest Period	from	14.05.2024	to	14.06.2024	= 31 days
Collection Period	from	01.05.2024	to	31.05.2024	

<i>Collateral</i>	<i>Current Principal Balance in EUR</i>	<i>Percentage of Total Balance</i>	<i>Number of Loans</i>	<i>Percentage of Total Loans</i>
secured	46.315.372,71	9,18%	3.078	5,02%
unsecured	458.154.668,18	90,82%	58.214	94,98%
<b>Total</b>	<b>504.470.040,89</b>	<b>100,00%</b>	<b>61.292</b>	<b>100,00%</b>

**SC Germany Consumer 2020-1  
Monthly Investor Report**

**11. Insurances**



Calculation Date			12.06.2024		
Payment Date			14.06.2024		
Period No			43		
Monthly Period			Jun 2024		
Interest Period	from	14.05.2024	to	14.06.2024	= 31 days
Collection Period	from	01.05.2024	to	31.05.2024	

<i>Payment Protection Insurance</i>	<i>Current Principal Balance in EUR</i>	<i>Percentage of Total Balance</i>	<i>Number of Loans</i>	<i>Percentage of Total Loans</i>
No	189.927.410,67	37,65%	27.100	44,21%
Yes	314.542.630,22	62,35%	34.192	55,79%
<b>Total</b>	<b>504.470.040,89</b>	<b>100,00%</b>	<b>61.292</b>	<b>100,00%</b>

**SC Germany Consumer 2020-1  
Monthly Investor Report**

**12. Payment Methods**



Calculation Date			12.06.2024		
Payment Date			14.06.2024		
Period No			43		
Monthly Period			Jun 2024		
Interest Period	from	14.05.2024	to	14.06.2024	= 31 days
Collection Period	from	01.05.2024	to	31.05.2024	

<i>Payment Method</i>	<i>Current Principal Balance in EUR</i>	<i>Percentage of Total Balance</i>	<i>Number of Loans</i>	<i>Percentage of Total Loans</i>
Direct Debit	476.927.861,56	94,54%	58.195	94,95%
Other	27.542.179,33	5,46%	3.097	5,05%
<b>Total</b>	<b>504.470.040,89</b>	<b>100,00%</b>	<b>61.292</b>	<b>100,00%</b>

<i>Cycle of Payment</i>	<i>Current Principal Balance in EUR</i>	<i>Percentage of Total Balance</i>	<i>Number of Loans</i>	<i>Percentage of Total Loans</i>
15th of month	137.621.851,98	27,28%	17.054	27,82%
1st of month	366.848.188,91	72,72%	44.238	72,18%
<b>Total</b>	<b>504.470.040,89</b>	<b>100,00%</b>	<b>61.292</b>	<b>100,00%</b>

**SC Germany Consumer 2020-1  
Monthly Investor Report**

**13. Effective Interest Rate**



Calculation Date			12.06.2024		
Payment Date			14.06.2024		
Period No			43		
Monthly Period			Jun 2024		
Interest Period	from	14.05.2024	to	14.06.2024	= 31 days
Collection Period	from	01.05.2024	to	31.05.2024	

Yield Range *	Current Principal Balance in EUR	Percentage of Total Balance	Number of Loans	Percentage of Total Loans
0: 0	50.939,91	0,01%	6	0,01%
1: 1	4.364.802,42	0,87%	1.135	1,85%
2: 2	32.919.399,83	6,53%	4.663	7,61%
3: 3	60.437.468,10	11,98%	8.473	13,82%
4: 4	105.960.590,68	21,00%	14.003	22,85%
5: 5	106.751.901,70	21,16%	11.601	18,93%
6: 6	105.714.038,21	20,96%	10.050	16,40%
7: 7	59.656.892,61	11,83%	7.869	12,84%
8: 8	20.335.546,50	4,03%	2.317	3,78%
9: 9	6.637.849,46	1,32%	923	1,51%
10:10	1.269.135,15	0,25%	192	0,31%
11:11	290.057,50	0,06%	42	0,07%
12:12	74.106,97	0,01%	15	0,02%
13:13	7.311,85	0,00%	3	0,00%
<b>Total</b>	<b>504.470.040,89</b>	<b>100,00%</b>	<b>61.292</b>	<b>100,00%</b>

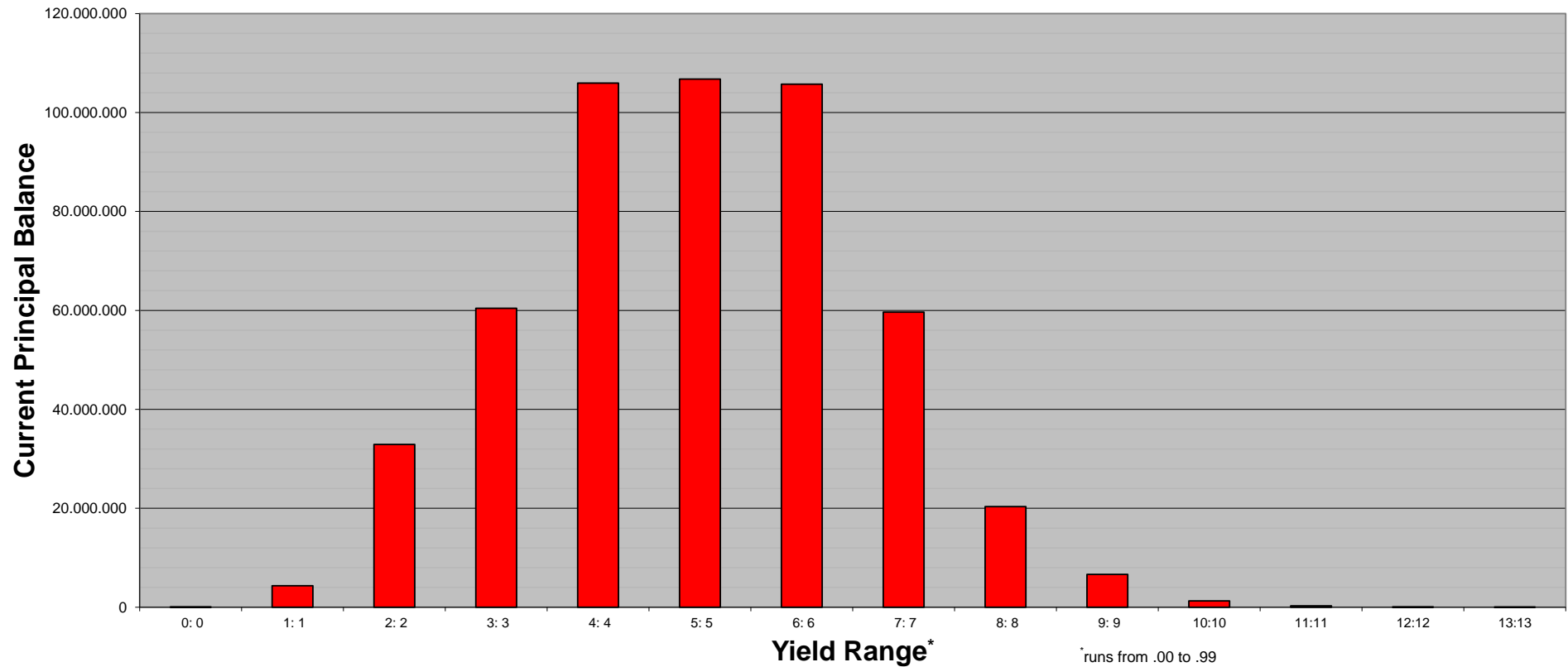
Statistics		in %
WA Interest		5,70%

\* runs from .00 to .99

**SC Germany Consumer 2020-1  
Monthly Investor Report**

**13.1 Effective Interest Rate (Graph)**

Calculation Date	12.06.2024	
Payment Date	14.06.2024	
Period No	43	
Monthly Period	Jun 2024	
Interest Period	from 14.05.2024	to 14.06.2024 = 31 days
Collection Period	from 01.05.2024	to 31.05.2024



**SC Germany Consumer 2020-1  
Monthly Investor Report**

**14. Seasoning**



Calculation Date			12.06.2024		
Payment Date			14.06.2024		
Period No			43		
Monthly Period			Jun 2024		
Interest Period	from	14.05.2024	to	14.06.2024	= 31 days
Collection Period	from	01.05.2024	to	31.05.2024	

<i>Seasoning in Months</i>	<i>Current Principal Balance in EUR</i>	<i>Percentage of Total Balance</i>	<i>Number of Loans</i>	<i>Percentage of Total Loans</i>
30:32	111.834,97	0,02%	15	0,02%
33:35	22.653.235,44	4,49%	2.201	3,59%
36:38	47.596.093,77	9,43%	4.500	7,34%
39:41	52.888.270,77	10,48%	5.180	8,45%
42:44	74.882.511,01	14,84%	8.219	13,41%
45:47	101.262.182,02	20,07%	12.822	20,92%
48:50	69.621.570,37	13,80%	8.871	14,47%
51:53	60.250.811,28	11,94%	8.278	13,51%
54:56	46.872.105,01	9,29%	6.531	10,66%
57:59	5.717.114,51	1,13%	792	1,29%
60:62	7.775.187,94	1,54%	1.112	1,81%
63:65	8.074.588,29	1,60%	1.249	2,04%
66:68	4.421.755,72	0,88%	805	1,31%
69:71	928.836,21	0,18%	215	0,35%
72:74	505.621,56	0,10%	145	0,24%
75:77	288.509,77	0,06%	102	0,17%
78:80	263.940,73	0,05%	95	0,15%
81:	355.871,52	0,07%	160	0,26%
<b>Total</b>	<b>504.470.040,89</b>	<b>100,00%</b>	<b>61.292</b>	<b>100,00%</b>

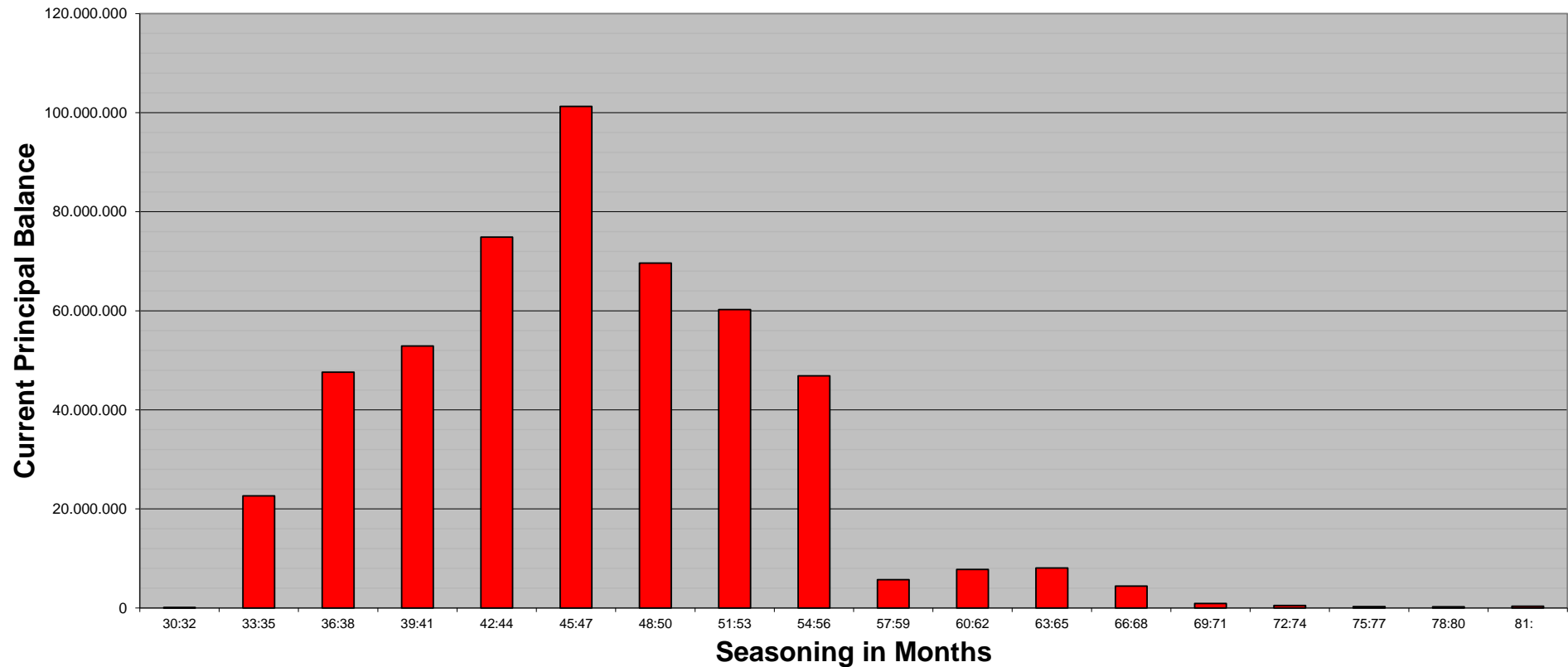
**Statistics**

WA Seasoning	46,46
--------------	-------

**SC Germany Consumer 2020-1  
Monthly Investor Report**

**14.1 Seasoning (Graph)**

Calculation Date	12.06.2024	
Payment Date	14.06.2024	
Period No	43	
Monthly Period	Jun 2024	
Interest Period	from 14.05.2024	to 14.06.2024 = 31 days
Collection Period	from 01.05.2024	to 31.05.2024





**SC Germany Consumer 2020-1  
Monthly Investor Report**

**15. Remaining Term**



Calculation Date	12.06.2024	
Payment Date	14.06.2024	
Period No	43	
Monthly Period	Jun 2024	
Interest Period	from 14.05.2024	to 14.06.2024 = 31 days
Collection Period	from 01.05.2024	to 31.05.2024

<i>Remaining Term in Months</i>	<i>Current Principal Balance in EUR</i>	<i>Percentage of Total Balance</i>	<i>Number of Loans</i>	<i>Percentage of Total Loans</i>
0: 6	3.400.784,12	0,67%	5.401	8,81%
7: 13	12.718.900,07	2,52%	6.407	10,45%
14: 20	21.355.797,93	4,23%	5.867	9,57%
21: 27	28.468.539,79	5,64%	5.169	8,43%
28: 34	43.787.991,00	8,68%	6.327	10,32%
35: 41	59.341.641,67	11,76%	7.141	11,65%
42: 48	110.851.211,00	21,97%	10.166	16,59%
49: 55	124.347.446,20	24,65%	9.182	14,98%
56: 62	77.148.112,91	15,29%	4.592	7,49%
63: 69	19.474.269,05	3,86%	904	1,47%
70: 76	2.473.434,39	0,49%	94	0,15%
77: 83	467.490,09	0,09%	17	0,03%
84: 90	302.799,90	0,06%	10	0,02%
91: 97	200.686,36	0,04%	8	0,01%
98:104	65.441,03	0,01%	4	0,01%
109:	65.495,38	0,01%	3	0,00%
<b>Total</b>	<b>504.470.040,89</b>	<b>100,00%</b>	<b>61.292</b>	<b>100,00%</b>

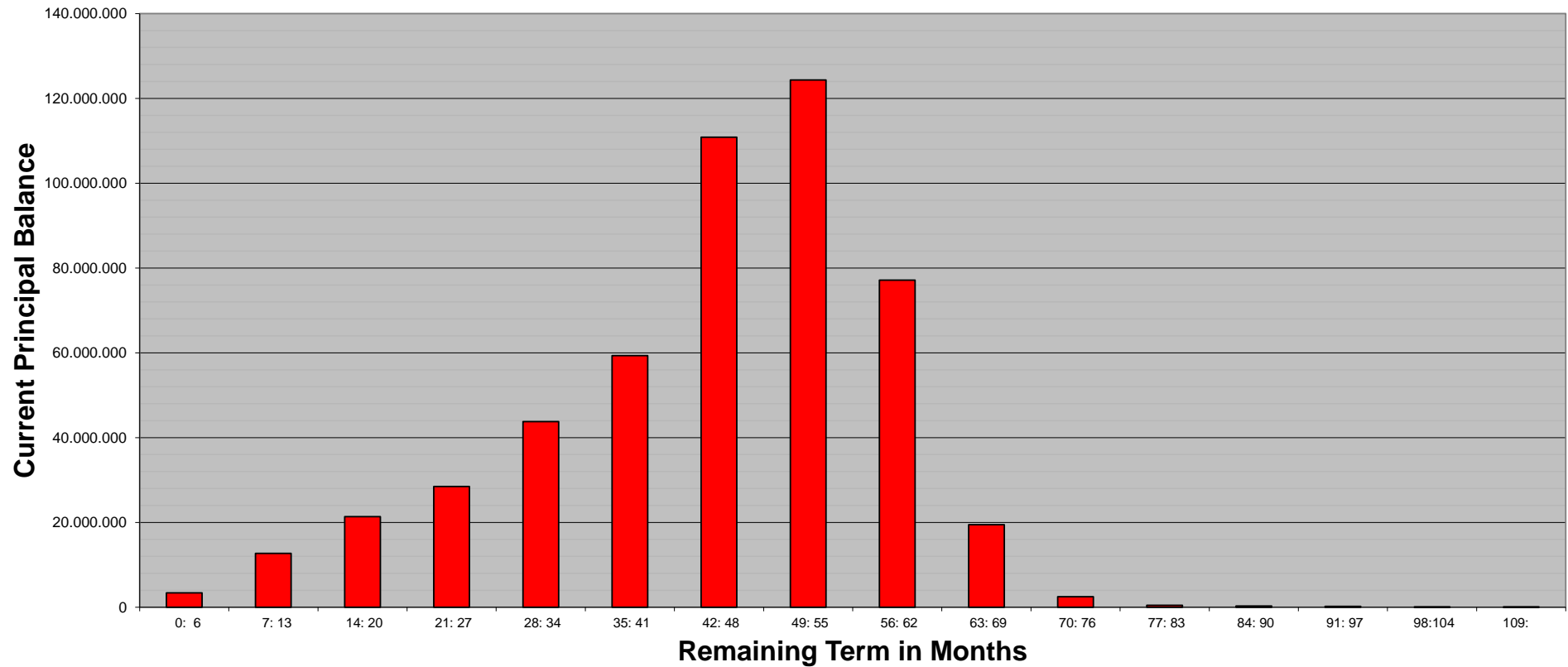
**Statistics**

WA Remaining Term	44,33
-------------------	-------

**SC Germany Consumer 2020-1  
Monthly Investor Report**

**15.1 Remaining Term (Graph)**

Calculation Date	12.06.2024	
Payment Date	14.06.2024	
Period No	43	
Monthly Period	Jun 2024	
Interest Period	from 14.05.2024	to 14.06.2024 = 31 days
Collection Period	from 01.05.2024	to 31.05.2024



**SC Germany Consumer 2020-1  
Monthly Investor Report**

**16. Original Term**



Calculation Date			12.06.2024		
Payment Date			14.06.2024		
Period No			43		
Monthly Period			Jun 2024		
Interest Period	from	14.05.2024	to	14.06.2024	= 31 days
Collection Period	from	01.05.2024	to	31.05.2024	

<i>Original Term in Months</i>	<i>Current Principal Balance in EUR</i>	<i>Percentage of Total Balance</i>	<i>Number of Loans</i>	<i>Percentage of Total Loans</i>
0: 41	96.584,32	0,02%	656	1,07%
42: 48	414.295,05	0,08%	528	0,86%
49: 55	5.929.244,42	1,18%	5.062	8,26%
56: 62	22.200.150,83	4,40%	8.636	14,09%
63: 69	8.638.563,61	1,71%	1.959	3,20%
70: 76	37.893.324,39	7,51%	6.765	11,04%
77: 83	14.005.298,25	2,78%	1.564	2,55%
84: 90	98.068.245,47	19,44%	12.758	20,82%
91: 97	146.633.537,89	29,07%	11.810	19,27%
98:104	153.286.512,17	30,39%	10.768	17,57%
105:111	13.484.885,43	2,67%	635	1,04%
112:118	2.725.445,47	0,54%	106	0,17%
119:	1.093.953,59	0,22%	45	0,07%
<b>Total</b>	<b>504.470.040,89</b>	<b>100,00%</b>	<b>61.292</b>	<b>100,00%</b>

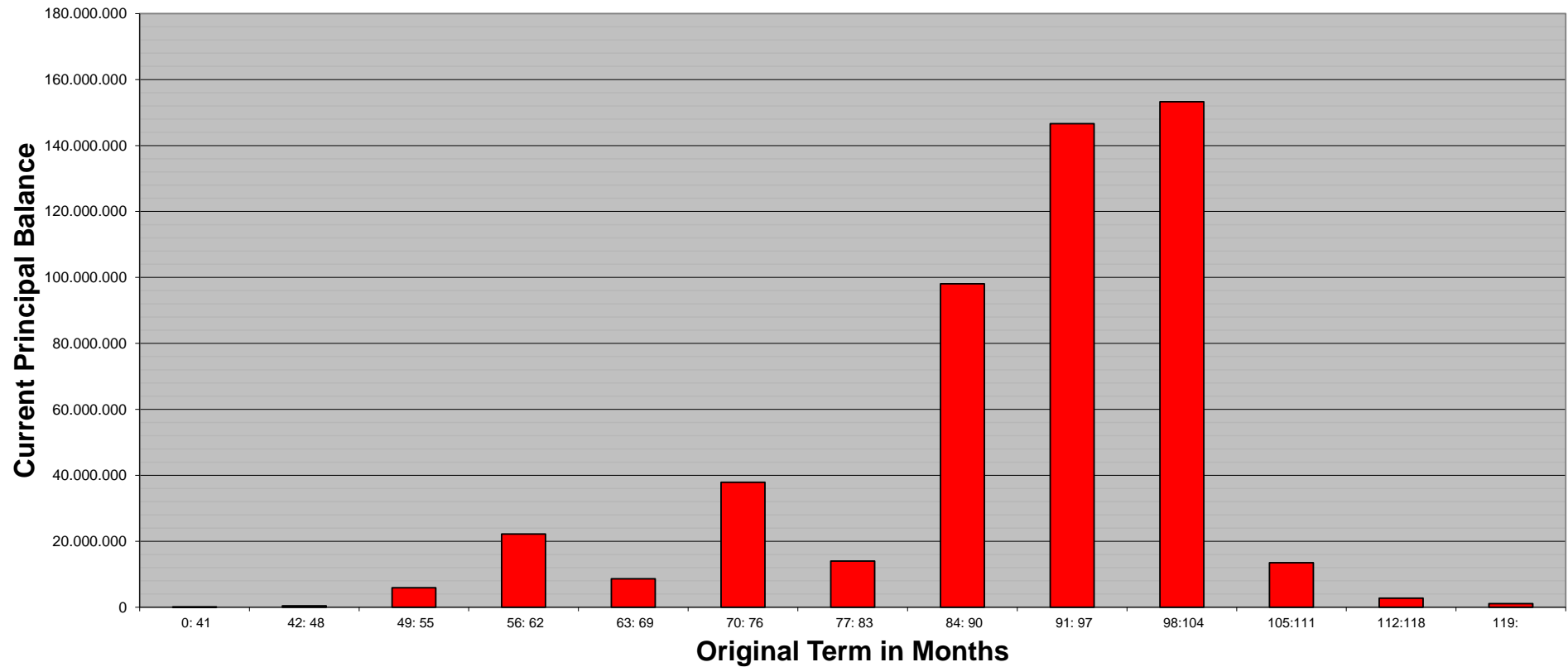
**Statistics**

WA Original Term	90,79
------------------	-------

**SC Germany Consumer 2020-1  
Monthly Investor Report**

**16.1 Original Term (Graph)**

Calculation Date	12.06.2024	
Payment Date	14.06.2024	
Period No	43	
Monthly Period	Jun 2024	
Interest Period	from 14.05.2024	to 14.06.2024 = 31 days
Collection Period	from 01.05.2024	to 31.05.2024



**SC Germany Consumer 2020-1  
Monthly Investor Report**

**17. Loan Concentration**

Calculation Date			12.06.2024			
Payment Date			14.06.2024			
Period No			43			
Monthly Period			Jun 2024			
Interest Period	from	14.05.2024	to	14.06.2024	=	31 days
Collection Period	from	01.05.2024	to	31.05.2024		



<i>Loan Concentration</i>	<i>Current Principal Balance in EUR</i>	<i>Percentage of Total Balance</i>	<i>Number of Loans</i>	<i>Percentage of Total Loans</i>	<i>Number of Debtors</i>	<i>Percentage of Total Debtors</i>
1: 1	491.053.404,62	97,34%	57.664	94,08%	57.664	97,50%
2: 2	10.871.220,19	2,15%	2.310	3,77%	1.155	1,95%
3: 3	1.392.201,02	0,28%	552	0,90%	184	0,31%
4: 4	547.220,05	0,11%	292	0,48%	73	0,12%
5: 5	149.061,98	0,03%	100	0,16%	20	0,03%
6: 6	132.200,08	0,03%	96	0,16%	16	0,03%
7:	324.732,95	0,06%	278	0,45%	30	0,05%
<b>Total</b>	<b>504.470.040,89</b>	<b>100,00%</b>	<b>61.292</b>	<b>100,00%</b>	<b>59.142</b>	<b>100,00%</b>

**SC Germany Consumer 2020-1  
Monthly Investor Report**

**18. Amortisation Profile**



Calculation Date	12.06.2024					
Payment Date	14.06.2024					
Period No	43					
Monthly Period	Jun 2024					
Interest Period	from	14.05.2024	to	14.06.2024	=	31 days
Collection Period	from	01.05.2024	to	31.05.2024		

**Amortisation profile**

Collection Period	Outstanding Volume	Collection Period	Outstanding Volume
1	504.470.040,89 €	51	24.664.866,79 €
2	491.561.698,64 €	52	20.916.375,60 €
3	478.573.815,13 €	53	17.597.391,50 €
4	465.706.581,09 €	54	14.713.267,94 €
5	452.936.438,58 €	55	12.193.509,62 €
6	440.271.634,20 €	56	10.002.052,73 €
7	427.681.959,95 €	57	8.134.689,13 €
8	415.240.233,34 €	58	6.506.866,53 €
9	402.941.744,06 €	59	5.081.432,56 €
10	390.770.707,15 €	60	3.900.086,23 €
11	378.706.865,14 €	61	2.959.806,76 €
12	366.780.964,31 €	62	2.221.337,73 €
13	354.991.022,61 €	63	1.670.308,26 €
14	343.334.452,39 €	64	1.269.425,55 €
15	331.803.656,65 €	65	990.345,41 €
16	320.408.843,85 €	66	802.374,40 €
17	309.145.828,82 €	67	652.412,23 €
18	298.014.805,19 €	68	535.462,87 €
19	286.987.798,41 €	69	443.964,83 €
20	276.114.290,51 €	70	370.837,14 €
21	265.386.113,31 €	71	315.540,76 €
22	254.794.979,88 €	72	273.128,08 €
23	244.320.780,74 €	73	240.469,29 €
24	233.993.896,67 €	74	214.029,38 €
25	223.806.367,62 €	75	191.503,75 €
26	213.746.816,86 €	76	173.225,00 €
27	203.816.423,26 €	77	156.692,23 €
28	194.021.539,56 €	78	141.622,34 €
29	184.351.140,44 €	79	127.853,15 €
30	174.806.985,33 €	80	115.051,73 €
31	165.368.044,45 €	81	102.586,72 €
32	156.118.143,64 €	82	91.901,84 €
33	147.094.264,31 €	83	81.162,16 €
34	138.254.413,96 €	84	72.269,46 €
35	129.563.769,78 €	85	63.961,06 €
36	121.098.684,84 €	86	55.855,76 €
37	112.858.216,42 €	87	49.191,74 €
38	104.845.132,55 €	88	43.994,48 €
39	97.027.775,05 €	89	38.771,34 €
40	89.397.509,15 €	90	34.445,99 €
41	81.984.144,07 €	91	30.098,96 €
42	74.786.360,98 €	92	25.924,19 €
43	67.772.702,52 €	93	22.631,65 €
44	61.134.636,29 €	94	20.030,62 €
45	54.876.076,30 €	95	17.416,72 €
46	48.966.435,95 €	96	15.541,00 €
47	43.333.529,84 €	97	14.017,25 €
48	38.091.631,89 €	98	12.485,98 €
49	33.274.738,16 €	99	10.947,15 €
50	28.802.957,73 €	100	9.535,41 €

**SC Germany Consumer 2020-1**  
**Monthly Investor Report**

Calculation Date	12.06.2024	
Payment Date	14.06.2024	
Period No	43	
Monthly Period	Jun 2024	
Interest Period	from 14.05.2024	to 14.06.2024 = 31 days
Collection Period	from 01.05.2024	to 31.05.2024

**19. Priority of Payments + Transaction Costs**



**Pre-Enforcement Available Interest Amount**

Interest Collections	+ 2.356.432,02 €
Other Interest Payments by the Seller to the Issuer	+ - €
Recoveries	+ 312.342,63 €
Interest on Transaction and Purchase Shortfall Account	+ - €
After the Commingling Reserve related to interest payments after such event	+ - €
Amounts on the Liquidity Reserve Account	+ 6.000.000,00 €
Amounts received by the Interest Rate Swap counterparty	+ 1.848.806,93 €
Principal Amount borrowed to cover interest shortfall (Senior Expense Deficit)	+ - €
Other Amounts paid to the Issuer	+ - €
Available Interest Amount	= 10.517.581,58 €

**Pre-Enforcement Available Principal Amount**

Principal Collections (including Deemed Collections)	+ 19.842.429,19 €
other principal amount paid by the Seller to the Issuer	+ - €
Final Repurchase Price	+ - €
Amounts standing to the credit of the Commingling Reserve Account	+ - €
Amounts standing to the credit of the Set-Off Reserve Account	+ - €
Purchase Shortfall Amount	+ 15,09 €
Mezzanine Loan Disbursement Amount paid by the Originator to the Issuer	+ - €
Principal Deficiency Sub-Ledger	+ 1.166.417,58 €
Rounding Differences from previous period	+ - €
Available Principal Amount	= 21.008.861,86 €

**Pre-Enforcement Interest Priority of Payments**

Available Interest Amount	10.517.581,58 €
Senior Expenses and Taxes	- - €
Swap Interest Payment other than subordinated Payments	- - €
Interest on Class A Notes	- 1.489.087,80 €
Interest on Class B (if Most Senior Note or Class B PDL < 25%)	- 112.284,90 €
Interest on Class C (if Most Senior Note or Class C PDL < 25%)	- 143.704,80 €
Interest on Class D (if Most Senior Note or Class D PDL < 25%)	- 122.196,60 €
Interest on Class E (if Most Senior Note or Class E PDL < 25%)	- 99.408,60 €
Interest on Class F (if Most Senior Note or Class F PDL < 25%)	- 97.794,00 €
Required Liquidity Reserve Amount Replenishment	- 6.000.000,00 €
Liquidity Reserve Reduction Amount	- - €
Crediting the PDLs until cleared	- 1.166.417,58 €
Interest Class B (if not paid above)	- - €
Interest Class C (if not paid above)	- - €
Interest Class D (if not paid above)	- - €
Interest Class E (if not paid above)	- - €
Interest Class F (if not paid above)	- - €
Interest Class G	- - €
Mezzanine Loan Interest	- - €
Subordinated Swap Amounts (if applicable)	- - €
Fees for Commingling Reserve Account and Set-Off Reserve Account	- - €
Interest on Liquidity Reserve Loan	- - €
Principal on Liquidity Reserve Loan	- - €
Target Amortisation of Class G (including previously accrued)	- - €
Remaining Amount to the Seller	1.286.687,30 €

**Pre-Enforcement Principal Priority of Payments**

Available Principal Amount	21.008.861,86 €
Senior Expense Deficit	- - €
Net Note Available Principal Proceeds	= 21.008.861,86 €
Replenishment	- - €
Purchase Shortfall Amount	- 79,96 €
Prior to Sequential Payment Trigger Event: Class A Pro Rata- Principal Payment Amount	- 16.441.855,40 €
Prior to Sequential Payment Trigger Event: Class B Pro Rata- Principal Payment Amount	- 1.128.348,90 €
Prior to Sequential Payment Trigger Event: Class C Pro Rata- Principal Payment Amount	- 1.289.541,60 €
Prior to Sequential Payment Trigger Event: Class D Pro Rata- Principal Payment Amount	- 967.156,20 €
Prior to Sequential Payment Trigger Event: Class E Pro Rata- Principal Payment Amount	- 644.770,80 €
Prior to Sequential Payment Trigger Event: Class F Pro Rata- Principal Payment Amount	- 537.309,00 €
On or after to Sequential Payment Trigger Event: Redemption Class A	- - €
Full Redemption Class B - G ( after Regulatory Change Event)	- - €
On or after to Sequential Payment Trigger Event: Redemption Class B	- - €
On or after to Sequential Payment Trigger Event: Redemption Class C	- - €
On or after to Sequential Payment Trigger Event: Redemption Class D	- - €
On or after to Sequential Payment Trigger Event: Redemption Class E	- - €
On or after to Sequential Payment Trigger Event: Redemption Class F	- - €
Redemption Class G Notes	- - €
Mezzanine Loan Principal	- - €
Transaction Account Remaining Amount	- - €

**Transaction Costs**

	All notes	Class A	Class B	Class C	Class D	Class E	Class F	Class G	Liquidity Reserve Loan
Senior Expenses	- €	- €	- €	- €	- €	- €	- €	- €	- €
Interest accrued for the Period	2.064.476,70 €	1.489.087,80 €	112.284,90 €	143.704,80 €	122.196,60 €	99.408,60 €	97.794,00 €	- €	- €
Cumulative Interest accrued	71.675.544,56 €	39.800.394,90 €	3.774.178,80 €	5.902.372,80 €	5.916.458,70 €	5.798.142,00 €	6.376.653,00 €	4.103.682,75 €	3.661,61 €
Interest Payments	2.064.476,70 €	1.489.087,80 €	112.284,90 €	143.704,80 €	122.196,60 €	99.408,60 €	97.794,00 €	- €	- €
Cumulative Interest Payments	71.675.544,56 €	39.800.394,90 €	3.774.178,80 €	5.902.372,80 €	5.916.458,70 €	5.798.142,00 €	6.376.653,00 €	4.103.682,75 €	3.661,61 €
Unpaid Interest for the Period	- €	- €	- €	- €	- €	- €	- €	- €	- €
Cumulative Unpaid Interest	- €	- €	- €	- €	- €	- €	- €	- €	- €
Liquidity Reserve Loan only: Outstanding Amount	- €	- €	- €	- €	- €	- €	- €	- €	- €

**SC Germany Consumer 2020-1  
Monthly Investor Report**

**20. Retention**



Calculation Date	12.06.2024				
Payment Date	14.06.2024				
Period No	43				
Monthly Period	Jun 2024				
Interest Period	from	14.05.2024	to	14.06.2024	= 31 days
Collection Period	from	01.05.2024	to	31.05.2024	

For the purposes of compliance with the requirements of Article 6(3)(c) of the Securitisation Regulation, the Seller will retain, in its capacity as originator within the meaning of the Securitisation Regulation, on an ongoing basis for the life of the transaction, such net economic interest through an interest in randomly selected exposures.

Amount of randomly Selected Exposures 23.598.090,44 €



**SC Germany Consumer 2020-1  
Monthly Investor Report**

**21. Counterparties**



Calculation Date	12.06.2024				
Payment Date	14.06.2024				
Period No	43				
Monthly Period	Jun 2024				
Interest Period	from	14.05.2024	to	14.06.2024	= 31 days
Collection Period	from	01.05.2024	to	31.05.2024	

**Joint Lead Managers:**

**Banco Santander S.A.**  
Paseo de Pareda 9-12  
39004 Santander  
Spain

**Société Générale S.A.**  
29 Boulevard Haussmann  
75009 Paris  
France

**Merrill Lynch International**  
2 King Edward Street  
London EC1A 1 HQ  
United Kingdom

**Luxembourg Listing Agent and Local Agent:**

**Banque Internationale à Luxembourg S.A.**  
69, Route d'Esch  
L-2953 Luxembourg

**Principal Paying Agent,  
Account Bank and Interest Determination Agent:**

**Elavon Financial Services DAC**  
Block E, Cherrywood Business Park  
Loughlinstown, Dublin  
Republic of Ireland

E-mail: mbs.erg.london@usbank.com

**Cash Administrator and Calculation Agent:**

**U.S. Bank Global Corporate Trust Limited**  
125 Old Broad Street  
London, EC2N 1AR  
United Kingdom

**Transaction Security Trustee:**

**Circumference FS (Netherlands) B.V.**  
Barbara Strozziilaan 101  
1083HN Amsterdam  
the Netherlands

**Data Trustee:**

**Circumference FS (UK) Limited**  
14 Devonshire Square  
EC2M 4YT London  
United Kingdom

**Interest Swap Counterparty:**

**DZ BANK AG**  
Platz der Republik  
60265 Frankfurt am Main  
Germany

Fitch			Moody's			Counterparty status
Long Term	Short Term	Outlook	Long Term	Short Term	Outlook	
A-	F2	STABLE	A2	P-1	POS	performing
A-	F1	POS	A1	P-1	STABLE	performing
AA	F1+	STABLE	-	-	-	performing
-	-	-	A2	P-1	STABLE	performing
A+	F1	STABLE	-	P-1	NEG	performing
-	-	-	-	-	-	performing
-	-	-	-	-	-	performing
-	-	-	-	-	-	performing
AA-	F1+	STABLE	Aa2	P-1	STABLE	performing

**Rating Agencies:**

**Fitch Ratings Ireland Limited**  
39/40 Mount Street Upper  
Dublin 2, D02PR89  
Ireland

**Moody's Investors Service España, S.A.**  
Calle Principe De Vergara  
131 6 Planta  
Madrid, 28002  
Spain

Ratings as of 31.05.2024, data source: Bloomberg

## SC Germany Consumer 2020-1 Monthly Investor Report

### 22. Issuer Information



Calculation Date		12.06.2024				
Payment Date		14.06.2024				
Period No		43				
Monthly Period		Jun 2024				
Interest Period	from	14.05.2024	to	14.06.2024	=	31 days
Collection Period	from	01.05.2024	to	31.05.2024		

**Deal Name:**

**SC Germany Consumer 2020-1**

**Issuer:**

**SC GERMANY S.A., COMPARTMENT CONSUMER 2020-1**

The Managing Directors  
22-24 Boulevard Royal  
L-2449 Luxembourg,  
Grand Duchy of Luxembourg

**LEI:**

54930010DV9V1WKUO071

**Seller of the Receivables:**

**Santander Consumer Bank AG**

**Servicer Name:**

**Santander Consumer Bank AG**

**Reporting Entity:**

**Santander Consumer Bank AG**

Capital Markets  
Santander-Platz 1  
41061 Mönchengladbach  
Germany  
eMail abs\_ger@santander.de  
fax +49 (0) 2161 690 7077

**SPV-Administrator:**

**Circumference FS (Luxembourg) S.A.**

22-24 Boulevard Royal  
L-2449 Luxembourg,  
Grand Duchy of Luxembourg

**SC Germany Consumer 2020-1  
Monthly Investor Report**

**23. Swap Counterparty Data**



Calculation Date	12.06.2024				
Payment Date	14.06.2024				
Period No	43				
Monthly Period	Jun 2024				
Interest Period	from	14.05.2024	to	14.06.2024	= 31 days
Collection Period	from	01.05.2024	to	31.05.2024	

**Swap Counterparty**

Swap Counterparty DZ Bank AG  
Swap Rating Trigger Breach no

Rating Trigger & Current Ratings	Consequenses	Fitch			Moody's			Trigger breach
		Long Term or Derivative Counterparty Rating	Short Term	Outlook	Long Term (CRA)	Short Term	Outlook	
1st Rating Trigger	Collateral, Guarantee or Replacement	A	F1		A3			no
2nd Rating Trigger	Replacement	BBB-	F3		Baa1			no
<b>Current Counterparty Ratings</b>		AA(dcr)	F1+	STABLE	Aa2(cr)	P-1	STABLE	

**Current Swap Data**

Swap Type Fixed Floating Interest Rate Swap  
Notional Amount 484.978.902,75 €  
Fixed Rate -0,5710%  
Floating Rate (Euribor) 3,8560%  
Net Swap Payments -1.848.806,93 €  
Notional Amount next period 463.970.120,85 €

**Swap Counterparty Details**

DZ Bank AG  
Kapitalmärkte Handel / ABS-Emissionen  
Platz der Republik  
60265 Frankfurt am Main  
Germany  
Email: structured.products@dzbank.de

**Counterparty Replacement**

Old Counterparty DZ Bank AG  
Current Counterparty DZ Bank AG

**Swap Collateral**

Beginning of Period - €  
Cash Outflow - €  
Cash Inflow - €  
End of Period - €

Ratings as of 31.05.2024, data source: Bloomberg

In case of Fitch, only one required rating must be held

# SC Germany Consumer 2020-1 Monthly Investor Report

## 24. Santander Consumer Bank



Calculation Date			12.06.2024			
Payment Date			14.06.2024			
Period No			43			
Monthly Period			Jun 2024			
Interest Period	from	14.05.2024	to	14.06.2024	=	31 days
Collection Period	from	01.05.2024	to	31.05.2024		

### Contact Details

Team ABS

[abs\\_ger@santander.de](mailto:abs_ger@santander.de)

### Ratings Santander

**Banco Santander S.A.**

**Santander Consumer Finance S.A.**

**Santander Consumer Bank AG**

Fitch			Moody's		
Long Term	Short Term	Outlook	Long Term	Short Term	Outlook
A	F1	STABLE	A3(cr)	P-2(cr)	POS
A	F1	STABLE	A3(cr)	P-2(cr)	POS
A-	F2	STABLE	A1(cr)	P-1(cr)	STABLE

Ratings as of 31.05.2024, data source: Bloomberg

**SC Germany Consumer 2020-1  
Monthly Investor Report**

**25. Glossary**



Calculation Date		12.06.2024				
Payment Date		14.06.2024				
Period No		43				
Monthly Period		Jun 2024				
Interest Period	from	14.05.2024	to	14.06.2024	=	31 days
Collection Period	from	01.05.2024	to	31.05.2024		

**Aggregate Outstanding Principal Amount:**

Shall mean in respect of all Purchased Receivables at any time, the aggregate of the Outstanding Principal Amounts of all Purchased Receivables which, as of such time, are not defaulted receivables.

**Defaulted Contracts/Defaults:**

Shall mean as of any date, any purchased receivable which has been declared due and payable in full in accordance to the Credit and Collection Policy which in principal is between 120 and 180 calendar days after the due date.

**Delinquent Receivable:**

Shall mean as of any date, any purchased receivable which is more than 30 days overdue and not a defaulted contract.

**Excess Spread:**

Excess Spread equals WA Portfolio Yield minus Fixed Swap Rate minus WA Notes Margin

**Legal Maturity:**

Final Payment date on which each Class A Note will be redeemed in full.

**Expected Maturity:**

Maturity date of the notes under the assumption of inter alia (a) a 27% constant prepayment rate, (b) an exercised Clean-Up Call at 10%,

**Payment Protection Insurance:**

Insurance, composed of life insurance and/or accident insurance and/or temporary disability insurance and/or unemployment insurance, which covers the risk that a Debtor in its capacity as insured person is unable to pay the Loan Instalments owed by such Debtor life insurance

**Recoveries:**

Any amount received on defaulted contracts

**Set-Off Reserves (X/Y):**

Protection against set-off risks due to (X) capitalized service fees (e.g. Payment Protection Insurance, Gap Insurance, Repair Cost Insurance) and (Y) deposits