

# SC Germany Consumer 2020-1 Monthly Investor Report



**WINNER**



**WINNER**



**WINNER**



# SC Germany Consumer 2020-1 Monthly Investor Report

## Cover Sheet Monthly Investor Report



Calculation Date	12.07.2023				
Payment Date	14.07.2023				
Period No	32				
Monthly Period	Jul 2023				
Interest Period	from 14.06.2023	to 14.07.2023	=	30 days	
Collection Period	from 01.06.2023	to 30.06.2023			

Index	Page
1. Portfolio Information	<a href="#">1</a>
1.1 Portfolio Information per period	<a href="#">2</a>
2. Reserve Accounts	<a href="#">3</a>
3.1 Delinquency Data	<a href="#">4</a>
3.2 Default Data	<a href="#">5</a>
3.3 Defaults & Recoveries per period	<a href="#">6</a>
4. Concentration Limits	<a href="#">7</a>
5. Outstanding Notes	<a href="#">8</a>
6. Original Principal Balance	<a href="#">9</a>
6.1 Original PB (Graph)	<a href="#">10</a>
7. Current Principal Balance	<a href="#">11</a>
7.1 Current PB (Graph)	<a href="#">12</a>
8. Borrower Concentration	<a href="#">13</a>
9. Geographical Distribution	<a href="#">14</a>
9.1 Geographical (Graph)	<a href="#">15</a>
10. Collateral	<a href="#">16</a>
11. Insurances	<a href="#">17</a>
12. Payment Methods	<a href="#">18</a>
13. Effective Interest Rate	<a href="#">19</a>
13.1 Effective Interest Rate (Graph)	<a href="#">20</a>
14. Seasoning	<a href="#">21</a>
14.1 Seasoning (Graph)	<a href="#">22</a>
15. Remaining Term	<a href="#">23</a>
15.1 Remaining Term (Graph)	<a href="#">24</a>
16. Original Term	<a href="#">25</a>
16.1 Original Term (Graph)	<a href="#">26</a>
17. Loan Concentration	<a href="#">27</a>
18. Amortisation Profiles	<a href="#">28</a>
19. Priority of Payments + Transaction Costs	<a href="#">29</a>
20. Retention	<a href="#">30</a>
21. Counterparties	<a href="#">31</a>
21.1 Issuer Information	<a href="#">32</a>
23. Swap Counterparty	<a href="#">33</a>
24. Santander Consumer Bank	<a href="#">34</a>
25. Glossary	<a href="#">35</a>

**SC Germany Consumer 2020-1  
Monthly Investor Report**

**1. Portfolio Information**



Calculation Date	12.07.2023				
Payment Date	14.07.2023				
Period No	32				
Monthly Period	Jul 2023				
Interest Period from	14.06.2023	to	14.07.2023	=	30 days
Collection Period from	01.06.2023	to	30.06.2023		

Outstanding Receivables	No. of Contracts	current period	previous period
		Aggregate Outstanding Principal Amount	Aggregate Outstanding Principal Amount
<b>Beginning of Period</b>	<b>85.079</b>	<b>805.344.476,12 €</b>	<b>837.573.133,32 €</b>
Scheduled Principal Payments		17.333.857,71 €	17.521.972,50 €
Prepayment Principal		11.466.605,82 €	12.252.968,87 €
<b>Total Principal Collections</b>		<b>28.800.463,53 €</b>	<b>29.774.941,37 €</b>
<b>Total Interest Collections</b>		<b>3.639.887,42 €</b>	<b>3.789.242,10 €</b>
<b>Defaults</b>		<b>2.206.457,69 €</b>	<b>2.453.715,83 €</b>
<b>Replenishment Amount</b>		<b>- €</b>	<b>- €</b>
<b>End of Period</b>		<b>774.337.554,90 €</b>	<b>805.344.476,12 €</b>
<b>Purchase Shortfall Amount</b>		<b>101,25 €</b>	<b>144,73 €</b>
<b>Total Assets (End of Period)</b>	<b>82.915</b>	<b>774.337.656,15 €</b>	<b>805.344.620,85 €</b>
<b>Current Prepayment Rate (annualised)</b>		<b>15,8%</b>	
<b>Current Poolfactor</b>		<b>41,1%</b>	

**SC Germany Consumer 2020-1**  
**Monthly Investor Report**

**1.1 Portfolio Information per period**

Calculation Date	12.07.2023		
Payment Date	14.07.2023		
Period No	32		
Monthly Period	Jul 2023		
Interest Period	from	14.06.2023	to 14.07.2023 = 30 days
Collection Period	from	01.06.2023	to 30.06.2023



Collection Period	Outstanding BOP	Scheduled Principal Payments	Prepayment Principal	Total Principal Collections	Prepayment Rate
1	1.799.999.933,09 €	28.004.372,02 €	37.328.045,90 €	65.332.417,92 €	22,23%
2	1.799.999.978,57 €	27.656.379,76 €	32.092.572,15 €	59.748.951,91 €	19,42%
3	1.799.999.995,61 €	30.260.180,50 €	40.849.586,79 €	71.109.767,29 €	24,08%
4	1.799.999.991,50 €	29.666.354,11 €	42.585.774,69 €	72.252.128,80 €	24,97%
5	1.799.999.993,97 €	29.272.948,70 €	52.031.411,07 €	81.304.359,77 €	29,67%
6	1.799.999.998,42 €	28.945.451,65 €	45.554.564,24 €	74.500.015,89 €	26,48%
7	1.799.999.986,54 €	29.236.040,56 €	43.340.599,83 €	72.576.640,39 €	25,36%
8	1.799.999.989,63 €	29.279.001,04 €	50.076.352,28 €	79.355.353,32 €	28,72%
9	1.799.999.997,62 €	29.869.284,36 €	62.441.257,36 €	92.310.541,72 €	34,54%
10	1.799.999.984,70 €	29.621.444,89 €	51.566.098,32 €	81.187.543,21 €	29,45%
11	1.799.999.992,84 €	30.177.669,47 €	47.987.492,90 €	78.165.162,37 €	27,69%
12	1.799.999.993,58 €	30.876.744,16 €	47.465.290,02 €	78.342.034,18 €	27,43%
13	1.799.999.958,85 €	29.556.876,67 €	45.760.187,19 €	75.317.063,86 €	26,58%
14	1.721.647.673,05 €	28.588.769,79 €	30.693.631,43 €	59.282.401,22 €	19,42%
15	1.658.715.590,68 €	28.499.176,78 €	47.084.893,55 €	75.584.070,33 €	29,22%
16	1.579.516.526,08 €	27.185.727,46 €	44.025.413,58 €	71.211.141,04 €	28,77%
17	1.504.720.267,30 €	26.381.970,38 €	42.816.372,78 €	69.198.343,16 €	29,28%
18	1.432.703.420,57 €	26.625.784,19 €	34.486.040,66 €	61.111.824,85 €	25,35%
19	1.366.855.787,27 €	24.783.879,79 €	37.217.290,41 €	62.001.170,20 €	28,20%
20	1.301.382.552,83 €	23.445.035,29 €	31.526.190,43 €	54.971.225,72 €	25,49%
21	1.243.335.118,53 €	23.488.188,23 €	27.123.684,87 €	50.611.873,10 €	23,25%
22	1.189.492.514,20 €	22.033.853,80 €	26.062.473,99 €	48.096.327,79 €	23,34%
23	1.137.704.113,13 €	21.376.728,61 €	22.264.065,20 €	43.640.793,81 €	21,11%
24	1.091.302.713,23 €	20.896.411,55 €	17.461.551,76 €	38.357.963,31 €	17,60%
25	1.050.040.105,16 €	20.553.036,44 €	14.978.129,26 €	35.531.165,70 €	15,84%
26	1.011.546.703,21 €	19.883.570,13 €	9.981.424,55 €	29.864.994,68 €	11,22%
27	979.508.496,29 €	19.747.624,75 €	16.740.256,79 €	36.487.881,54 €	18,69%
28	940.396.572,93 €	19.164.568,53 €	14.265.507,47 €	33.430.076,00 €	16,76%
29	904.083.465,13 €	18.959.919,52 €	14.103.398,55 €	33.063.318,07 €	17,19%
30	867.754.835,41 €	18.442.913,19 €	10.244.883,26 €	28.687.796,45 €	13,28%
31	837.573.133,32 €	17.521.972,50 €	12.252.968,87 €	29.774.941,37 €	16,21%
32	805.344.476,12 €	17.333.857,71 €	11.466.605,82 €	28.800.463,53 €	15,81%
33					
34					
35					
36					
37					
38					
39					
40					
41					
42					
43					
44					
45					
46					
47					
48					
49					
50					
51					
52					
53					
54					
55					
56					
57					
58					
59					
60					
61					
62					
63					
64					
65					
66					
67					
68					
69					
70					
71					
72					
73					
74					
75					
76					
77					
78					
79					
80					

**SC Germany Consumer 2020-1  
Monthly Investor Report**

**2. Reserve Accounts**



Calculation Date	12.07.2023				
Payment Date	14.07.2023				
Period No	32				
Monthly Period	Jul 2023				
Interest Period	from	14.06.2023	to	14.07.2023	= 30 days
Collection Period	from	01.06.2023	to	30.06.2023	

**Reserve Accounts**

**Liquidity Reserve**

	in %		Trigger Event y/n
Beginning of Period	0,8%	6.000.000,00 €	
Cash Outflow		6.000.000,00 €	
of which Liquidity Reserve Excess Amount		- €	
of which added to Priority of Payments		- €	
Cash Inflow		6.000.000,00 €	
End of Period	0,8%	6.000.000,00 €	
Required Liquidity Reserve Amount	0,8%	6.000.000,00 €	

**Commingling Reserve**

	in %		Trigger Event y/n
Beginning of Period		n/a	no
Cash Outflow		n/a	
of which Commingling Reserve Excess Amount			
of which drawn from the commingling reserve and applied to PoP			
Cash Inflow		n/a	
End of Period		n/a	
Commingling Reserve Required Amount		- €	

**Set-Off Reserve**

	in %		Trigger Event y/n
Beginning of Period		n/a	no
Cash Outflow		n/a	
of which Set-Off Reserve Excess Amount			
of which drawn from the set-off reserve and applied to PoP			
Cash Inflow		n/a	
End of Period		n/a	
Set-Off Reserve Required Amount		- €	

In case of Rating Trigger breach: Set-Off Reserve Required Amount

**SC Germany Consumer 2020-1  
Monthly Investor Report**

Reporting Date	12.07.2023				
Payment Date	14.07.2023				
Period No	32				
Monthly Period	Jul 2023				
Interest Period	from	14.06.2023	to	14.07.2023	= 30 days
Collection Period	from	01.06.2023	to	30.06.2023	

**3.1 Delinquency Data**



**Delinquency Data and Ratios**

Collection Period	Outstanding EOP	Days past due				not delinquent	Days past due			
		1-30	31-60	61-90	>90		1-30	31-60	61-90	>90
1	1.799.999.933,09 €	-	-	-	-	100,00%	0,00%	0,00%	0,00%	0,00%
2	1.799.999.978,57 €	6.313.367,70 €	882.720,82 €	170.291,73 €	106.711,25 €	99,58%	0,35%	0,05%	0,01%	0,01%
3	1.799.999.995,61 €	6.239.761,54 €	4.939.221,31 €	866.738,74 €	194.212,76 €	99,32%	0,35%	0,27%	0,05%	0,01%
4	1.799.999.991,50 €	5.963.979,66 €	5.640.605,03 €	3.166.805,23 €	1.020.162,48 €	99,12%	0,33%	0,31%	0,18%	0,06%
5	1.799.999.993,97 €	6.549.435,07 €	5.068.350,47 €	3.154.504,95 €	3.340.625,38 €	98,99%	0,36%	0,28%	0,18%	0,19%
6	1.799.999.998,42 €	6.277.838,82 €	5.527.447,42 €	3.012.488,71 €	3.870.498,36 €	98,96%	0,35%	0,31%	0,17%	0,22%
7	1.799.999.986,54 €	6.655.977,58 €	5.191.130,95 €	3.407.325,83 €	4.039.360,98 €	98,93%	0,37%	0,29%	0,19%	0,22%
8	1.799.999.989,63 €	6.989.530,24 €	6.091.686,44 €	3.286.422,04 €	3.722.868,68 €	98,88%	0,39%	0,34%	0,18%	0,21%
9	1.799.999.997,62 €	7.133.920,03 €	6.233.651,41 €	3.951.906,29 €	3.968.753,90 €	98,82%	0,40%	0,35%	0,22%	0,22%
10	1.799.999.984,70 €	7.100.911,44 €	6.845.812,22 €	3.913.890,47 €	4.226.440,32 €	98,77%	0,39%	0,38%	0,22%	0,23%
11	1.799.999.992,84 €	7.461.489,74 €	7.241.101,48 €	4.275.039,66 €	4.343.151,61 €	98,70%	0,41%	0,40%	0,24%	0,24%
12	1.799.999.993,58 €	8.614.820,87 €	7.514.271,62 €	4.335.660,83 €	4.808.361,93 €	98,60%	0,48%	0,42%	0,24%	0,27%
13	1.799.999.958,85 €	8.149.643,43 €	7.414.728,38 €	5.196.772,53 €	4.804.992,51 €	98,58%	0,45%	0,41%	0,29%	0,27%
14	1.721.647.673,05 €	9.154.824,92 €	7.683.441,10 €	4.571.313,06 €	5.450.520,47 €	98,44%	0,53%	0,45%	0,27%	0,32%
15	1.658.715.590,68 €	8.019.501,54 €	7.716.322,14 €	4.957.459,62 €	5.141.187,28 €	98,44%	0,48%	0,47%	0,30%	0,31%
16	1.579.516.526,08 €	2.156.410,29 €	5.288.311,38 €	5.855.455,62 €	8.834.829,65 €	98,60%	0,14%	0,33%	0,37%	0,56%
17	1.504.720.267,30 €	6.103.836,10 €	6.642.996,27 €	5.178.304,37 €	5.506.748,66 €	98,44%	0,41%	0,44%	0,34%	0,37%
18	1.432.703.420,57 €	2.260.407,34 €	9.054.085,70 €	5.365.320,18 €	5.974.539,81 €	98,42%	0,16%	0,63%	0,37%	0,42%
19	1.366.855.787,27 €	5.370.518,81 €	5.457.118,45 €	5.095.288,19 €	6.238.919,17 €	98,38%	0,39%	0,40%	0,37%	0,46%
20	1.301.382.552,83 €	2.149.017,19 €	5.760.350,49 €	4.844.307,25 €	8.429.770,89 €	98,37%	0,17%	0,44%	0,37%	0,65%
21	1.243.335.118,53 €	4.753.479,16 €	2.338.223,15 €	5.410.463,65 €	7.949.872,40 €	98,36%	0,38%	0,19%	0,44%	0,64%
22	1.189.492.514,20 €	5.484.736,32 €	5.666.697,26 €	4.538.040,41 €	5.916.666,61 €	98,18%	0,46%	0,48%	0,38%	0,50%
23	1.137.704.113,13 €	1.757.770,17 €	4.233.101,56 €	4.546.757,95 €	7.527.347,52 €	98,41%	0,15%	0,37%	0,40%	0,66%
24	1.091.302.713,23 €	5.094.657,88 €	1.689.545,81 €	4.808.622,74 €	7.285.895,52 €	98,27%	0,47%	0,15%	0,44%	0,67%
25	1.050.040.105,16 €	2.059.584,85 €	5.233.159,66 €	4.294.615,30 €	7.814.341,32 €	98,15%	0,20%	0,50%	0,41%	0,74%
26	1.011.546.703,21 €	4.456.205,77 €	1.815.264,82 €	4.953.579,13 €	6.770.256,79 €	98,22%	0,44%	0,18%	0,49%	0,67%
27	979.508.496,29 €	4.706.084,98 €	4.781.727,82 €	1.417.695,23 €	7.880.938,28 €	98,08%	0,48%	0,49%	0,14%	0,80%
28	940.396.572,93 €	1.945.485,70 €	4.168.293,21 €	4.301.529,82 €	7.337.130,76 €	98,11%	0,21%	0,44%	0,46%	0,78%
29	904.083.465,13 €	4.901.116,10 €	4.564.945,11 €	3.265.378,23 €	4.891.706,97 €	98,05%	0,54%	0,50%	0,36%	0,54%
30	867.754.835,41 €	1.533.474,44 €	6.127.716,82 €	3.270.227,48 €	3.810.132,42 €	98,30%	0,18%	0,71%	0,38%	0,44%
31	837.573.133,32 €	4.796.556,50 €	3.678.024,96 €	3.464.176,11 €	4.968.428,66 €	97,98%	0,57%	0,44%	0,41%	0,59%
32	805.344.476,12 €	2.122.777,51 €	3.561.041,38 €	3.605.145,19 €	6.335.455,55 €	98,06%	0,26%	0,44%	0,45%	0,79%
33										
34										
35										
36										
37										
38										
39										
40										
41										
42										
43										
44										
45										
46										
47										
48										
49										
50										
51										
52										
53										
54										
55										
56										
57										
58										
59										
60										
61										
62										
63										
64										
65										
66										
67										
68										
69										
70										
71										
72										
73										
74										
75										
76										
77										
78										
79										
80										

**SC Germany Consumer 2020-1  
Monthly Investor Report**

**3.2 Default Data**



Reporting Date	12.07.2023	
Payment Date	14.07.2023	
Period No	32	
Monthly Period	Jul.2023	
Interest Period from	14.06.2023	to 14.07.2023
Collection Period from	01.06.2023	to 30.06.2023
		= 30 days

**Default Data and Ratios**

	Amount	Number of Loans
<b>Current Default</b>		
Current Period Gross Default	2.206.457,69 €	
Current Period Recoveries	276.668,58 €	
Current Period Net Default	1.929.789,11 €	
New Number of Defaulted Contracts		244
<b>Cumulative Default</b>		
Cumulative Gross Default	84.577.093,83 €	
Cumulative Recoveries	8.842.392,28 €	
Cumulative Net Default	75.734.701,55 €	
Total Number of Defaulted Contracts		8.325

**Principal Deficiency Ledgers**

<b>Class A PDL Sub-Ledger</b>		
Class A PDL BoP	- €	
Class A Amount debited to the PDL	- €	
Class A Amount credited to the PDL	- €	
Class A PDL EoP	- €	
<b>Class B PDL Sub-Ledger</b>		
Class B PDL BoP	- €	
Class B Amount debited to the PDL	- €	
Class B Amount credited to the PDL	- €	
Class B PDL EoP	- €	
<b>Class C PDL Sub-Ledger</b>		
Class C PDL BoP	- €	
Class C Amount debited to the PDL	- €	
Class C Amount credited to the PDL	- €	
Class C PDL EoP	- €	
<b>Class D PDL Sub-Ledger</b>		
Class D PDL BoP	- €	
Class D Amount debited to the PDL	- €	
Class D Amount credited to the PDL	- €	
Class D PDL EoP	- €	
<b>Class E PDL Sub-Ledger</b>		
Class E PDL BoP	- €	
Class E Amount debited to the PDL	- €	
Class E Amount credited to the PDL	- €	
Class E PDL EoP	- €	
<b>Class F PDL Sub-Ledger</b>		
Class F PDL BoP	- €	
Class F Amount debited to the PDL	- €	
Class F Amount credited to the PDL	- €	
Class F PDL EoP	- €	
<b>Class G PDL Sub-Ledger</b>		
Class G PDL BoP	- €	
Class G Amount debited to the PDL	2.206.457,69 €	
Class G Amount credited to the PDL	2.206.457,69 €	
Class G PDL EoP	- €	



SC Germany Consumer 2020-1  
Monthly Investor Report

3.3 Defaults & Recoveries per period

Reporting Date	12.07.2023				
Payment Date	14.07.2023				
Period No	32				
Monthly Period	Jul 2023				
Interest Period	from	14.06.2023	to	14.07.2023	= 30 days
Collection Period	from	01.06.2023	to	30.06.2023	



Default/Recovery Data and Ratios

Collection Period	Number of defaulted contracts	Defaults in collection period	cumulated Defaults since cut-off	cumulated amount of purchased receivables	Cumulated Default Ratio %	Recoveries in collection period	cumulated Recoveries since cut-off	cumulated net losses	cumulated net loss ratio %
1	0	- €	- €	1.865.332.396,49 €	0,00%	- €	- €	- €	0,00%
2	16	147.487,32 €	147.487,32 €	1.925.228.852,76 €	0,01%	479,73 €	479,73 €	147.967,05 €	0,01%
3	24	157.926,42 €	305.413,74 €	1.996.496.542,36 €	0,02%	257,69 €	222,04 €	305.635,78 €	0,02%
4	132	1.099.521,49 €	1.404.935,23 €	2.069.848.195,12 €	0,07%	9.982,50 €	9.760,46 €	1.395.174,77 €	0,07%
5	315	2.218.875,82 €	3.623.811,05 €	2.153.371.435,16 €	0,17%	24.886,76 €	34.647,22 €	3.589.163,83 €	0,17%
6	507	2.239.836,88 €	5.863.647,93 €	2.230.111.276,05 €	0,26%	3.854,39 €	38.501,61 €	5.825.146,32 €	0,26%
7	775	2.857.778,09 €	8.721.426,02 €	2.305.545.697,62 €	0,38%	5.493,97 €	43.995,58 €	8.677.430,44 €	0,38%
8	1.035	2.403.241,33 €	11.124.667,35 €	2.387.304.300,26 €	0,47%	22.450,16 €	66.445,74 €	11.058.221,61 €	0,46%
9	1.358	3.038.826,26 €	14.163.493,61 €	2.482.653.655,32 €	0,57%	31.479,16 €	97.924,90 €	14.065.568,71 €	0,57%
10	1.606	2.948.583,92 €	17.112.077,53 €	2.566.789.790,59 €	0,67%	52.785,46 €	150.710,36 €	16.961.367,17 €	0,66%
11	1.934	3.478.842,52 €	20.590.920,05 €	2.648.433.796,22 €	0,78%	70.308,76 €	221.019,12 €	20.369.900,93 €	0,77%
12	2.253	3.348.605,56 €	23.939.525,61 €	2.730.124.401,23 €	0,88%	118.385,37 €	339.404,49 €	23.600.121,12 €	0,86%
13	2.547	3.035.221,94 €	26.974.747,55 €	2.730.124.401,23 €	0,99%	101.904,44 €	441.308,93 €	26.533.438,62 €	0,97%
14	2.882	3.649.681,15 €	30.624.428,70 €	2.730.124.401,23 €	1,12%	168.996,44 €	610.305,37 €	30.014.123,33 €	1,10%
15	3.239	3.614.994,27 €	34.239.422,97 €	2.730.124.401,23 €	1,25%	152.385,89 €	762.691,26 €	33.476.731,71 €	1,23%
16	3.622	3.585.117,74 €	37.824.540,71 €	2.730.124.401,23 €	1,39%	111.648,37 €	874.339,63 €	36.950.201,08 €	1,35%
17	3.912	2.818.503,57 €	40.643.044,28 €	2.730.124.401,23 €	1,49%	178.137,94 €	1.052.477,57 €	39.590.566,71 €	1,45%
18	4.325	4.735.808,45 €	45.378.852,73 €	2.730.124.401,23 €	1,66%	186.401,94 €	1.238.879,51 €	44.139.973,22 €	1,62%
19	4.652	3.472.064,24 €	48.850.916,97 €	2.730.124.401,23 €	1,79%	185.101,49 €	1.423.981,00 €	47.426.935,97 €	1,74%
20	4.988	3.076.208,58 €	51.927.125,55 €	2.730.124.401,23 €	1,90%	169.052,85 €	1.593.033,85 €	50.334.091,70 €	1,84%
21	5.324	3.230.731,23 €	55.157.856,78 €	2.730.124.401,23 €	2,02%	209.071,26 €	1.802.105,11 €	53.355.751,67 €	1,95%
22	5.671	3.692.073,28 €	58.849.930,06 €	2.730.124.401,23 €	2,16%	286.489,58 €	2.088.594,69 €	56.761.335,37 €	2,08%
23	5.972	2.760.606,09 €	61.610.536,15 €	2.730.124.401,23 €	2,26%	281.752,38 €	2.370.347,07 €	59.240.189,08 €	2,17%
24	6.280	2.904.644,76 €	64.515.180,91 €	2.730.124.401,23 €	2,36%	185.063,20 €	2.555.410,27 €	61.959.770,64 €	2,27%
25	6.589	2.962.236,25 €	67.477.417,16 €	2.730.124.401,23 €	2,47%	471.156,27 €	2.266.970,54 €	60.210.446,62 €	2,21%
26	6.808	2.173.212,24 €	69.650.629,40 €	2.730.124.401,23 €	2,55%	177.779,61 €	7.444.750,15 €	62.205.879,25 €	2,28%
27	7.053	2.624.041,82 €	72.274.671,22 €	2.730.124.401,23 €	2,65%	161.908,40 €	7.606.658,55 €	64.668.012,67 €	2,37%
28	7.325	2.883.031,80 €	75.157.703,02 €	2.730.124.401,23 €	2,75%	196.623,44 €	7.803.281,99 €	67.354.421,03 €	2,47%
29	7.620	3.265.311,65 €	78.423.014,67 €	2.730.124.401,23 €	2,87%	249.299,79 €	8.052.581,78 €	70.370.432,89 €	2,58%
30	7.829	1.493.905,64 €	79.916.920,31 €	2.730.124.401,23 €	2,93%	250.132,45 €	8.302.714,23 €	71.614.206,08 €	2,62%
31	8.081	2.453.715,83 €	82.370.636,14 €	2.730.124.401,23 €	3,02%	263.009,47 €	8.565.723,70 €	73.804.912,44 €	2,70%
32	8.325	2.206.457,69 €	84.577.093,83 €	2.730.124.401,23 €	3,10%	276.668,58 €	8.842.392,28 €	75.734.701,55 €	2,77%
33									
34									
35									
36									
37									
38									
39									
40									
41									
42									
43									
44									
45									
46									
47									
48									
49									
50									
51									
52									
53									
54									
55									
56									
57									
58									
59									
60									
61									
62									
63									
64									
65									
66									
67									
68									
69									
70									
71									
72									
73									
74									
75									
76									
77									
78									
79									
80									



**SC Germany Consumer 2020-1  
Monthly Investor Report**

**4. Concentration Limits**



Reporting Date	12.07.2023			
Payment Date	14.07.2023			
Period No	32			
Monthly Period	Jul 2023			
Interest Period from	14.06.2023	to	14.07.2023	= 30 days
Collection Period from	01.06.2023	to	30.06.2023	

Portfolio Concentrations	Current Transaction Status			Amortising
	Minimum-Trigger	Maximum-Trigger	Current Value	Trigger Breach
Average Yield (applicable for Total Portfolio)	5,60%	-	-	no
Borrower Exposure (applicable for Total Portfolio)	-	200.000,00 €	-	no
WA Remaining Term		80,00	-	no
		Maximum-Trigger	Current Value	Trigger Breach
<b>Purchase Shortfall Event</b>				no
Period before previous period		180.000.000,00 €	-	
Previous period		180.000.000,00 €	-	
Current period		180.000.000,00 €	-	
<b>Termination/Service Termination Event</b>				no
<b>Event of Default / Termination Event, as defined in the Interest Rate Swap</b>				no
<b>Sequential Payment Trigger Event</b>				no
Cumulative Net Loss Ratio				
- until (and including) the Payment Date in Nov 2021		1,50%		no
- from the Payment Date in Dec 2021 until (and including) the Payment Date in Nov 2022		2,50%	2,77%	no
- from the Payment Date in Dec 2022 until (and including) the Payment Date in Nov 2023		3,50%		no
- from the Payment Date in Dec 2023 onwards		4,50%		no
Class G PDL fully debited	€	-	€	-
Aggregate Outstanding Portfolio Principal Amount is lower than 10 per cent. of the Aggregate Outstanding Portfolio Principal Amount of the Purchased Receivables on the Cut-Off Date	10,00%		43,02%	no
Tax Call Redemption date				
Regulatory Change Event Redemption Date				
<b>Early Amortisation Event</b>				
Cumulative Net Loss Ratio				
- prior to 31 October 2021		n/a	n/a	no
Purchase Shortfall Event				no
Termination Event or Service Termination Event				no
Event of Default / Termination Event, as defined in the Interest Rate Swap				no
Any debit of class G after application of funds in current period	€	-	€	-

**SC Germany Consumer 2020-1  
Monthly Investor Report**

Reporting Date	12.07.2023				
Payment Date	14.07.2023				
Period No	32				
Monthly Period	Jul 2023				
Interest Period from	14.06.2023	to	14.07.2023	=	30 days
Collection Period from	01.06.2023	to	30.06.2023		

**5. Outstanding Notes**



<b>1. Note Balance</b>	<b>All notes</b>	<b>Class A</b>	<b>Class B</b>	<b>Class C</b>	<b>Class D</b>	<b>Class E</b>	<b>Class F</b>	<b>Class G</b>
<b>General Note Information</b>								
ISIN Code		XS2239090785	XS2239091320	XS2239091593	XS2239091759	XS2239091833	XS2239091916	XS2239092138
Currency		EUR	EUR	EUR	EUR	EUR	EUR	EUR
Initial Tranching	in %	76,50%	5,25%	6,00%	4,50%	3,00%	2,50%	2,25%
Legal Maturity		Nov 2034	Nov 2034	Nov 2034	Nov 2034	Nov 2034	Nov 2034	Nov 2034
Expected Maturity		Sep 2025	Sep 2025	Sep 2025	Sep 2025	Sep 2025	Sep 2025	Dez 2023
Original Rating (Fitch / Moody's)		AAA (sf) / Aaa (sf)	AA (sf) / Aa1 (sf)	A (sf) / A3 (sf)	BBB (sf) / Baa2 (sf)	BB+ (sf) / Ba2 (sf)	BB (sf) / B2 (sf)	n.r. / n.r.
Current Rating (Fitch / Moody's)*		AAA (sf) / Aaa (sf)	AA (sf) / Aa1 (sf)	A+ (sf) / Aa3 (sf)	BBB+ (sf) / Baa2 (sf)	BBB- (sf) / Ba2 (sf)	BB+ (sf) / B2 (sf)	n.r. / n.r.
Initial Notes Aggregate Principal Outstanding Balance	1.800.000.000 €	1.377.000.000,00 €	94.500.000,00 €	108.000.000,00 €	81.000.000,00 €	54.000.000,00 €	45.000.000,00 €	40.500.000,00 €
Initial Nominal per Note		100.000,00 €	100.000,00 €	100.000,00 €	100.000,00 €	100.000,00 €	100.000,00 €	100.000,00 €
Initial Number of Notes per Class		13.770	945	1.080	810	540	450	405
<b>Current Note Information</b>								
Class Principal Outstanding Balance Beginning of Period	771.594.595,37 €	598.574.051,10 €	41.078.611,35 €	46.946.984,40 €	35.210.238,30 €	23.473.492,20 €	19.561.243,50 €	6.749.974,52 €
Replenishment	- €							
Amortisation	32.131.965,60 €							
Redemption per Class		24.266.320,20 €	1.665.335,70 €	1.903.240,80 €	1.427.430,60 €	951.620,40 €	793.017,00 €	1.125.000,90 €
Redemption per Note		1.762,26 €	1.762,26 €	1.762,26 €	1.762,26 €	1.762,26 €	1.762,26 €	2.777,78 €
Class Principal Outstanding Balance End of Period	739.462.629,77 €	574.307.730,90 €	39.413.275,65 €	45.043.743,60 €	33.782.807,70 €	22.521.871,80 €	18.768.226,50 €	5.624.973,62 €
Current Tranching		77,7%	5,3%	6,1%	4,6%	3,0%	2,5%	0,8%
Current Pool Factor	0,41	0,42	0,42	0,42	0,42	0,42	0,42	0,14
<b>2. Payments to Investors per Note</b>								
Interest Rate Basis: 1 M-Euribor / Fixed / Floating	3,315%	1mE+70bp	1mE+115bp	1mE+175bp	1mE+250bp	1mE+390bp	1mE+530bp	6,20%
DayCount Convention		act/360	act/360	act/360	act/360	act/360	act/360	act/360
Interest Days	30							
Principal Outstanding per Note Beginning of Period		43.469,43 €	43.469,43 €	43.469,43 €	43.469,43 €	43.469,43 €	43.469,43 €	16.666,60 €
Class G only: Accrued Target Amortisation Amounts								1.125.000,00 €
> Principal Repayment per Note		<b>1.762,26 €</b>	<b>1.762,26 €</b>	<b>1.762,26 €</b>	<b>1.762,26 €</b>	<b>1.762,26 €</b>	<b>1.762,26 €</b>	<b>2.777,78 €</b>
Principal Outstanding per Note End of Period		41.707,17 €	41.707,17 €	41.707,17 €	41.707,17 €	41.707,17 €	41.707,17 €	13.888,82 €
> Interest accrued for the period	-	<b>2.002.708,80 €</b>	<b>152.844,30 €</b>	<b>198.158,40 €</b>	<b>170.626,50 €</b>	<b>141.134,40 €</b>	<b>140.431,50 €</b>	<b>34.874,55 €</b>
Interest Payment		<b>2.002.708,80 €</b>	<b>152.844,30 €</b>	<b>198.158,40 €</b>	<b>170.626,50 €</b>	<b>141.134,40 €</b>	<b>140.431,50 €</b>	<b>34.874,55 €</b>
Interest Payment per Note		<b>145,44 €</b>	<b>161,74 €</b>	<b>183,48 €</b>	<b>210,65 €</b>	<b>261,36 €</b>	<b>312,07 €</b>	<b>86,11 €</b>
<b>3. Credit Enhancements</b>								
Initial total CE (Subordination, Reserve)		23,50%	18,25%	12,25%	7,75%	4,75%	2,25%	0,00%
Current CE		25,83%	20,74%	14,93%	10,56%	7,65%	5,23%	4,50%

\* Last rating action as of 26.05.2022

SC Germany Consumer 2020-1  
Monthly Investor Report

6. Original Principal Balance



Calculation Date	12.07.2023	
Payment Date	14.07.2023	
Period No	32	
Monthly Period	Jul 2023	
Interest Period	from 14.06.2023	to 14.07.2023 = 30 days
Collection Period	from 01.06.2023	to 30.06.2023

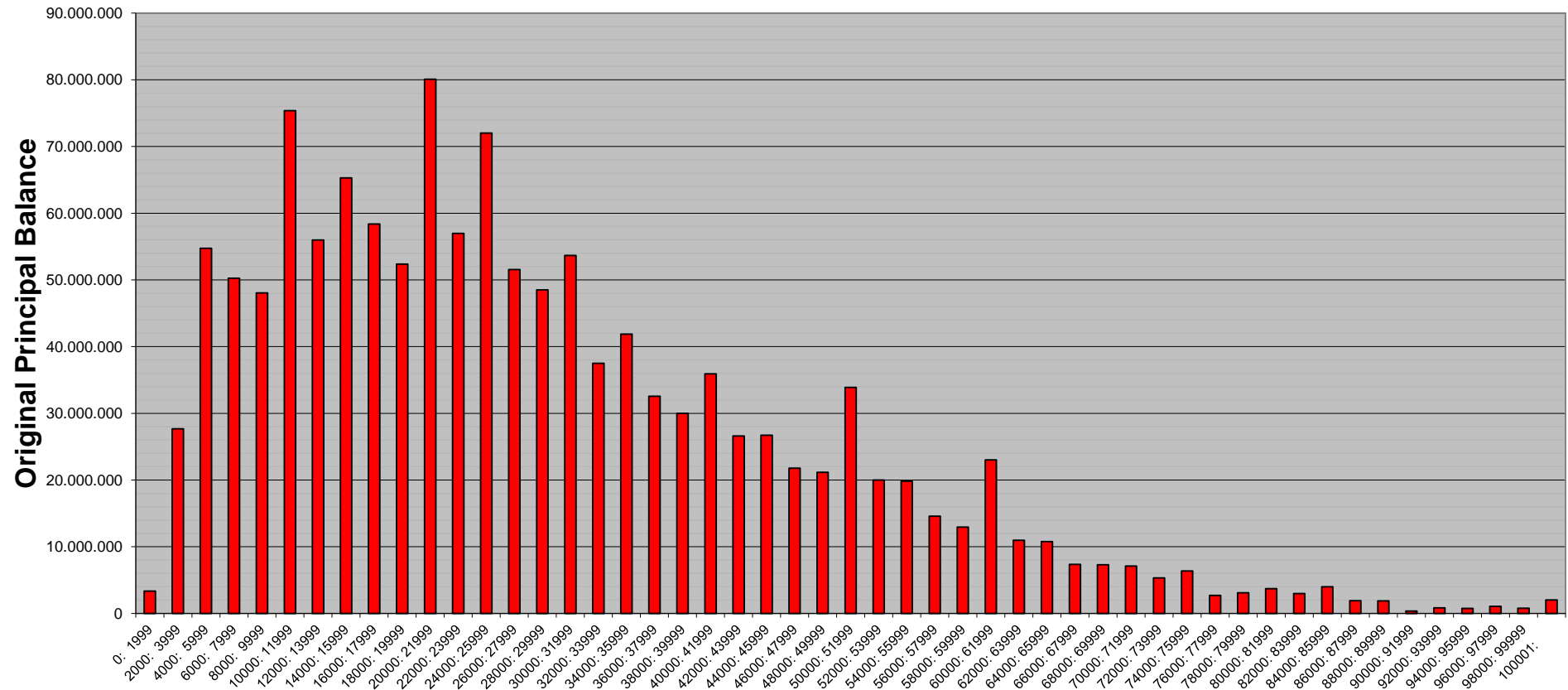
Original Principal Balance (Ranges in EUR)	Original Principal Balance in EUR	Percentage of Total Balance	Number of Loans	Percentage of Total Loans
0: 1999	3.360.818,71	0,25%	2.544	3,07%
2000: 3999	27.665.934,67	2,07%	9.427	11,37%
4000: 5999	54.729.252,82	4,10%	11.159	13,46%
6000: 7999	50.253.440,26	3,77%	7.369	8,89%
8000: 9999	48.063.835,28	3,60%	5.457	6,58%
10000: 11999	75.378.698,35	5,65%	7.060	8,51%
12000: 13999	55.984.934,52	4,20%	4.362	5,26%
14000: 15999	65.289.684,69	4,89%	4.363	5,26%
16000: 17999	58.381.246,79	4,38%	3.451	4,16%
18000: 19999	52.356.772,72	3,93%	2.774	3,35%
20000: 21999	80.071.295,39	6,00%	3.875	4,67%
22000: 23999	56.966.081,94	4,27%	2.486	3,00%
24000: 25999	72.017.758,27	5,40%	2.886	3,48%
26000: 27999	51.536.738,26	3,86%	1.914	2,31%
28000: 29999	48.507.534,33	3,64%	1.674	2,02%
30000: 31999	53.680.867,37	4,02%	1.749	2,11%
32000: 33999	37.484.607,54	2,81%	1.140	1,37%
34000: 35999	41.861.762,32	3,14%	1.197	1,44%
36000: 37999	32.552.663,64	2,44%	881	1,06%
38000: 39999	29.989.246,36	2,25%	770	0,93%
40000: 41999	35.903.231,20	2,69%	882	1,06%
42000: 43999	26.602.384,11	1,99%	620	0,75%
44000: 45999	26.705.255,66	2,00%	594	0,72%
46000: 47999	21.775.667,62	1,63%	464	0,56%
48000: 49999	21.152.373,72	1,59%	432	0,52%
50000: 51999	33.887.943,07	2,54%	671	0,81%
52000: 53999	19.992.845,03	1,50%	377	0,45%
54000: 55999	19.818.284,63	1,49%	361	0,44%
56000: 57999	14.567.122,07	1,09%	256	0,31%
58000: 59999	12.957.758,84	0,97%	220	0,27%
60000: 61999	23.013.324,34	1,73%	381	0,46%
62000: 63999	10.954.991,71	0,82%	174	0,21%
64000: 65999	10.766.653,83	0,81%	166	0,20%
66000: 67999	7.353.019,68	0,55%	110	0,13%
68000: 69999	7.311.940,06	0,55%	106	0,13%
70000: 71999	7.095.603,14	0,53%	100	0,12%
72000: 73999	5.334.673,58	0,40%	73	0,09%
74000: 75999	6.368.287,62	0,48%	85	0,10%
76000: 77999	2.701.151,99	0,20%	35	0,04%
78000: 79999	3.081.299,22	0,23%	39	0,05%
80000: 81999	3.725.434,77	0,28%	46	0,06%
82000: 83999	2.988.229,30	0,22%	36	0,04%
84000: 85999	3.987.538,77	0,30%	47	0,06%
86000: 87999	1.912.438,69	0,14%	22	0,03%
88000: 89999	1.869.201,22	0,14%	21	0,03%
90000: 91999	363.371,11	0,03%	4	0,00%
92000: 93999	835.680,04	0,06%	9	0,01%
94000: 95999	757.665,38	0,06%	8	0,01%
96000: 97999	1.066.055,01	0,08%	11	0,01%
98000: 99999	793.491,90	0,06%	8	0,01%
100001:	2.033.783,27	0,15%	19	0,02%
<b>Total</b>	<b>1.333.809.874,81</b>	<b>100,00%</b>	<b>82.915</b>	<b>100,00%</b>

Statistics in EUR	
Average Amount	16.086,47

**SC Germany Consumer 2020-1  
Monthly Investor Report**

**6.1 Original PB (Graph)**

Calculation Date	12.07.2023		
Payment Date	14.07.2023		
Period No	32		
Monthly Period	Jul 2023		
Interest Period	from	14.06.2023	to 14.07.2023 = 30 days
Collection Period	from	01.06.2023	to 30.06.2023



**SC Germany Consumer 2020-1  
Monthly Investor Report**

**7. Current Principal Balance**



Calculation Date	12.07.2023				
Payment Date	14.07.2023				
Period No	32				
Monthly Period	Jul 2023				
Interest Period	from	14.06.2023	to	14.07.2023	= 30 days
Collection Period	from	01.06.2023	to	30.06.2023	

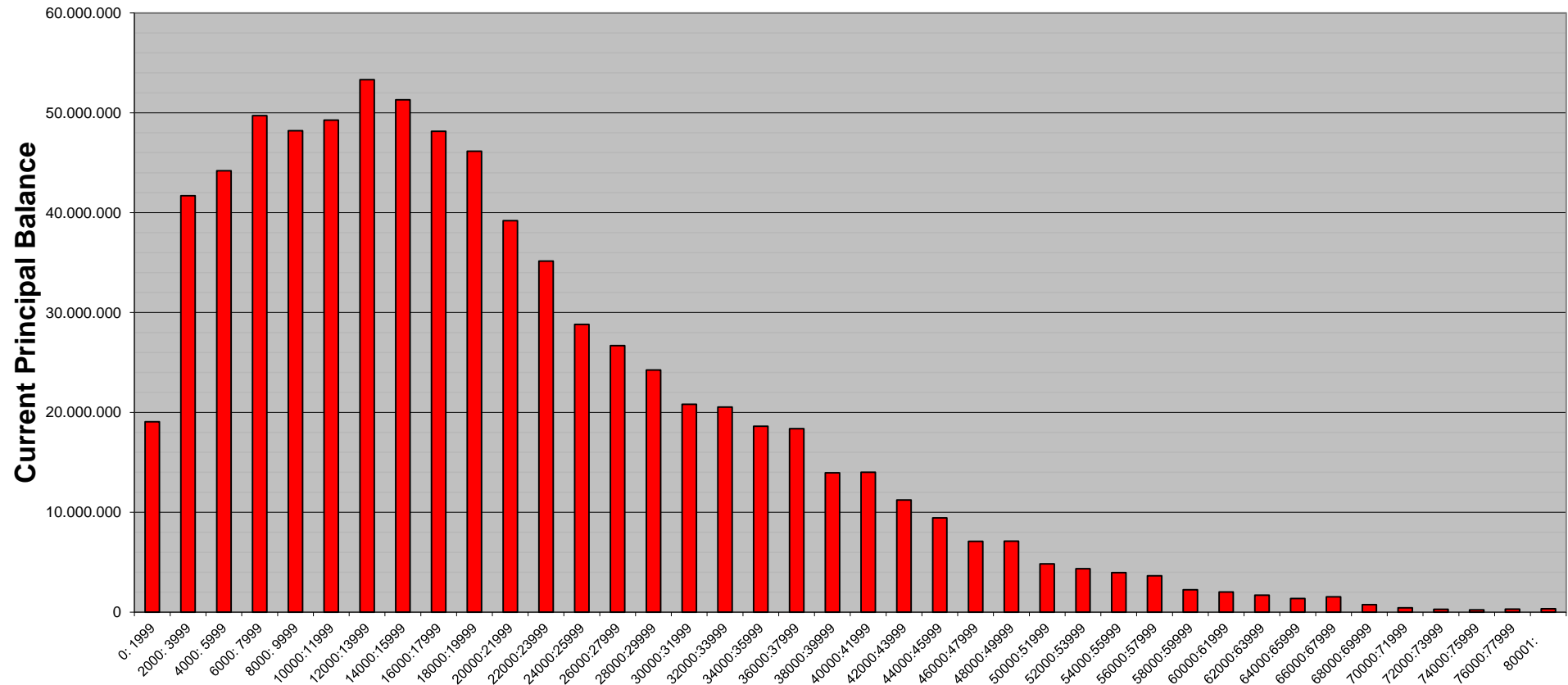
<i>Current Principal Balance (Ranges in EUR)</i>	<i>Current Principal Balance in EUR</i>	<i>Percentage of Total Balance</i>	<i>Number of Loans</i>	<i>Percentage of Total Loans</i>
0: 1999	19.056.623,49	2,46%	19.287	23,26%
2000: 3999	41.707.840,97	5,39%	14.236	17,17%
4000: 5999	44.207.001,38	5,71%	8.918	10,76%
6000: 7999	49.707.974,22	6,42%	7.150	8,62%
8000: 9999	48.206.758,05	6,23%	5.370	6,48%
10000:11999	49.278.802,08	6,36%	4.491	5,42%
12000:13999	53.313.538,52	6,89%	4.104	4,95%
14000:15999	51.307.250,94	6,63%	3.428	4,13%
16000:17999	48.150.591,94	6,22%	2.841	3,43%
18000:19999	46.147.984,36	5,96%	2.436	2,94%
20000:21999	39.200.296,81	5,06%	1.867	2,25%
22000:23999	35.145.884,66	4,54%	1.529	1,84%
24000:25999	28.817.786,15	3,72%	1.154	1,39%
26000:27999	26.680.356,59	3,45%	989	1,19%
28000:29999	24.238.736,29	3,13%	837	1,01%
30000:31999	20.807.471,69	2,69%	672	0,81%
32000:33999	20.541.179,55	2,65%	623	0,75%
34000:35999	18.620.584,25	2,40%	532	0,64%
36000:37999	18.373.085,04	2,37%	497	0,60%
38000:39999	13.953.764,35	1,80%	358	0,43%
40000:41999	14.006.871,23	1,81%	342	0,41%
42000:43999	11.228.179,91	1,45%	261	0,31%
44000:45999	9.439.620,22	1,22%	210	0,25%
46000:47999	7.094.129,26	0,92%	151	0,18%
48000:49999	7.106.497,86	0,92%	145	0,17%
50000:51999	4.843.991,94	0,63%	95	0,11%
52000:53999	4.351.364,68	0,56%	82	0,10%
54000:55999	3.953.699,33	0,51%	72	0,09%
56000:57999	3.644.836,06	0,47%	64	0,08%
58000:59999	2.237.930,45	0,29%	38	0,05%
60000:61999	2.014.404,21	0,26%	33	0,04%
62000:63999	1.698.654,55	0,22%	27	0,03%
64000:65999	1.363.449,97	0,18%	21	0,03%
66000:67999	1.538.449,88	0,20%	23	0,03%
68000:69999	758.430,24	0,10%	11	0,01%
70000:71999	425.386,69	0,05%	6	0,01%
72000:73999	291.610,17	0,04%	4	0,00%
74000:75999	224.855,54	0,03%	3	0,00%
76000:77999	307.525,67	0,04%	4	0,00%
80001:	344.155,71	0,04%	4	0,00%
<b>Total</b>	<b>774.337.554,90</b>	<b>100,00%</b>	<b>82.915</b>	<b>100,00%</b>

Statistics in EUR	
Average Amount	9.338,93

**SC Germany Consumer 2020-1  
Monthly Investor Report**

**7.1 Current PB (Graph)**

Calculation Date	12.07.2023			
Payment Date	14.07.2023			
Period No	32			
Monthly Period	Jul 2023			
Interest Period	from	14.06.2023	to	14.07.2023 = 30 days
Collection Period	from	01.06.2023	to	30.06.2023



**SC Germany Consumer 2020-1  
Monthly Investor Report**

**8. Borrower Concentration**



Calculation Date	12.07.2023	
Payment Date	14.07.2023	
Period No	32	
Monthly Period	Jul 2023	
Interest Period	from 14.06.2023	to 14.07.2023 = 30 days
Collection Period	from 01.06.2023	to 30.06.2023

No	Current Principal Balance in EUR	Percentage of Total Balance	Number of Loans
1	91.094,92	0,0118%	1
2	86.778,99	0,0112%	1
3	83.651,18	0,0108%	1
4	82.630,62	0,0107%	1
5	77.286,07	0,0100%	1
6	77.189,71	0,0100%	1
7	77.017,77	0,0099%	1
8	76.032,12	0,0098%	1
9	75.804,35	0,0098%	2
10	75.295,25	0,0097%	1
11	75.291,65	0,0097%	1
12	74.268,64	0,0096%	1
13	73.478,98	0,0095%	1
14	72.949,24	0,0094%	1
15	72.692,24	0,0094%	1
16	72.489,71	0,0094%	1
17	71.812,27	0,0093%	1
18	71.567,10	0,0092%	1
19	71.210,90	0,0092%	1
20	70.469,66	0,0091%	1
21	70.174,79	0,0091%	1
22	70.151,97	0,0091%	1
23	69.692,36	0,0090%	1
24	69.504,08	0,0090%	1
25	69.254,98	0,0089%	1
	<b>1.877.789,55</b>	<b>0,2425%</b>	<b>26</b>



**SC Germany Consumer 2020-1  
Monthly Investor Report**

**9. Geographical Distribution**



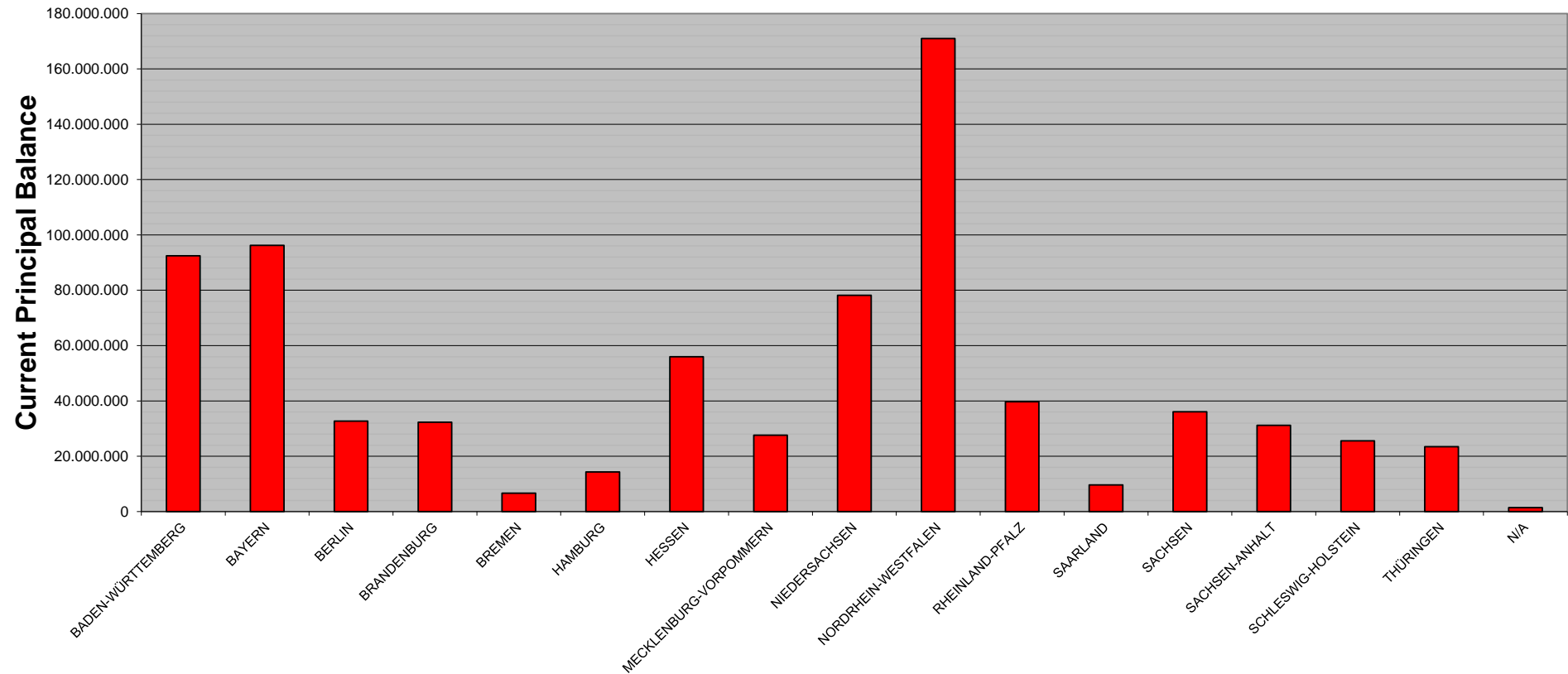
Calculation Date			12.07.2023		
Payment Date			14.07.2023		
Period No			32		
Monthly Period			Jul 2023		
Interest Period	from	14.06.2023	to	14.07.2023	= 30 days
Collection Period	from	01.06.2023	to	30.06.2023	

<i>State</i>	<i>Current Principal Balance in EUR</i>	<i>Percentage of Total Balance</i>	<i>Number of Loans</i>	<i>Percentage of Total Loans</i>
BADEN-WÜRTTEMBERG	92.472.062,52	11,94%	9.350	11,28%
BAYERN	96.228.219,62	12,43%	10.208	12,31%
BERLIN	32.698.651,99	4,22%	3.497	4,22%
BRANDENBURG	32.327.882,87	4,17%	3.608	4,35%
BREMEN	6.623.333,50	0,86%	733	0,88%
HAMBURG	14.325.751,31	1,85%	1.556	1,88%
HESSEN	55.945.183,96	7,22%	5.864	7,07%
MECKLENBURG-VORPOMMERN	27.584.129,78	3,56%	2.944	3,55%
NIEDERSACHSEN	78.189.922,06	10,10%	8.570	10,34%
NORDRHEIN-WESTFALEN	170.979.816,76	22,08%	17.943	21,64%
RHEINLAND-PFALZ	39.687.092,94	5,13%	4.246	5,12%
SAARLAND	9.646.408,96	1,25%	1.076	1,30%
SACHSEN	36.042.430,62	4,65%	4.181	5,04%
SACHSEN-ANHALT	31.165.677,97	4,02%	3.431	4,14%
SCHLESWIG-HOLSTEIN	25.543.490,68	3,30%	2.890	3,49%
THÜRINGEN	23.431.728,97	3,03%	2.691	3,25%
N/A	1.445.770,39	0,19%	127	0,15%
<b>Total</b>	<b>774.337.554,90</b>	<b>100,00%</b>	<b>82.915</b>	<b>100,00%</b>

**SC Germany Consumer 2020-1  
Monthly Investor Report**

**9.1 Geographical Distribution (Graph)**

Calculation Date	12.07.2023		
Payment Date	14.07.2023		
Period No	32		
Monthly Period	Jul 2023		
Interest Period	from	14.06.2023	to 14.07.2023 = 30 days
Collection Period	from	01.06.2023	to 30.06.2023



**SC Germany Consumer 2020-1  
Monthly Investor Report**

**10. Collateral**



Calculation Date			12.07.2023		
Payment Date			14.07.2023		
Period No			32		
Monthly Period			Jul 2023		
Interest Period	from	14.06.2023	to	14.07.2023	= 30 days
Collection Period	from	01.06.2023	to	30.06.2023	

<i>Collateral</i>	<i>Current Principal Balance in EUR</i>	<i>Percentage of Total Balance</i>	<i>Number of Loans</i>	<i>Percentage of Total Loans</i>
secured	75.200.520,14	9,71%	4.135	4,99%
unsecured	699.137.034,76	90,29%	78.780	95,01%
<b>Total</b>	<b>774.337.554,90</b>	<b>100,00%</b>	<b>82.915</b>	<b>100,00%</b>

**SC Germany Consumer 2020-1  
Monthly Investor Report**

**11. Insurances**



Calculation Date			12.07.2023		
Payment Date			14.07.2023		
Period No			32		
Monthly Period			Jul 2023		
Interest Period	from	14.06.2023	to	14.07.2023	= 30 days
Collection Period	from	01.06.2023	to	30.06.2023	

<i>Payment Protection Insurance</i>	<i>Current Principal Balance in EUR</i>	<i>Percentage of Total Balance</i>	<i>Number of Loans</i>	<i>Percentage of Total Loans</i>
No	280.958.726,98	36,28%	36.329	43,81%
Yes	493.378.827,92	63,72%	46.586	56,19%
<b>Total</b>	<b>774.337.554,90</b>	<b>100,00%</b>	<b>82.915</b>	<b>100,00%</b>

**SC Germany Consumer 2020-1  
Monthly Investor Report**

**12. Payment Methods**



Calculation Date			12.07.2023		
Payment Date			14.07.2023		
Period No			32		
Monthly Period			Jul 2023		
Interest Period	from	14.06.2023	to	14.07.2023	= 30 days
Collection Period	from	01.06.2023	to	30.06.2023	

<i>Payment Method</i>	<i>Current Principal Balance in EUR</i>	<i>Percentage of Total Balance</i>	<i>Number of Loans</i>	<i>Percentage of Total Loans</i>
Direct Debit	741.910.936,48	95,81%	79.588	95,99%
Other	32.426.618,42	4,19%	3.327	4,01%
<b>Total</b>	<b>774.337.554,90</b>	<b>100,00%</b>	<b>82.915</b>	<b>100,00%</b>

<i>Cycle of Payment</i>	<i>Current Principal Balance in EUR</i>	<i>Percentage of Total Balance</i>	<i>Number of Loans</i>	<i>Percentage of Total Loans</i>
15th of month	210.758.978,82	27,22%	22.843	27,55%
1st of month	563.578.576,08	72,78%	60.072	72,45%
<b>Total</b>	<b>774.337.554,90</b>	<b>100,00%</b>	<b>82.915</b>	<b>100,00%</b>

**SC Germany Consumer 2020-1  
Monthly Investor Report**

**13. Effective Interest Rate**



Calculation Date			12.07.2023		
Payment Date			14.07.2023		
Period No			32		
Monthly Period			Jul 2023		
Interest Period	from	14.06.2023	to	14.07.2023	= 30 days
Collection Period	from	01.06.2023	to	30.06.2023	

Yield Range *	Current Principal Balance in EUR	Percentage of Total Balance	Number of Loans	Percentage of Total Loans
0: 0	62.290,77	0,01%	6	0,01%
1: 1	6.877.364,68	0,89%	1.826	2,20%
2: 2	48.095.893,12	6,21%	6.298	7,60%
3: 3	90.507.952,68	11,69%	11.468	13,83%
4: 4	161.908.649,95	20,91%	18.826	22,71%
5: 5	163.611.707,16	21,13%	15.173	18,30%
6: 6	163.935.191,74	21,17%	13.372	16,13%
7: 7	94.378.327,58	12,19%	11.076	13,36%
8: 8	31.816.290,02	4,11%	3.193	3,85%
9: 9	10.598.119,32	1,37%	1.296	1,56%
10:10	1.971.635,50	0,25%	290	0,35%
11:11	450.305,28	0,06%	64	0,08%
12:12	105.959,88	0,01%	20	0,02%
13:13	17.867,22	0,00%	7	0,01%
<b>Total</b>	<b>774.337.554,90</b>	<b>100,00%</b>	<b>82.915</b>	<b>100,00%</b>

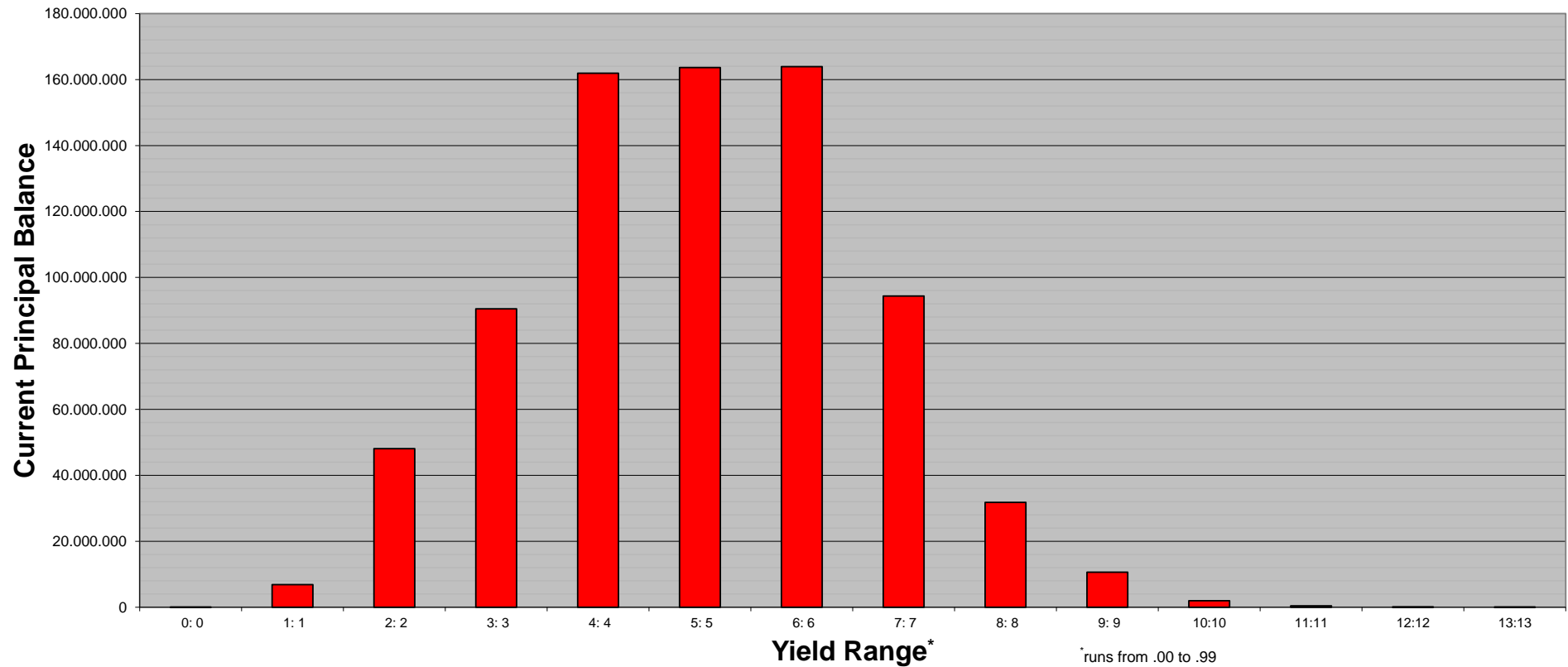
Statistics	in %
WA Interest	5,73%

\* runs from .00 to .99

**SC Germany Consumer 2020-1  
Monthly Investor Report**

**13.1 Effective Interest Rate (Graph)**

Calculation Date	12.07.2023	
Payment Date	14.07.2023	
Period No	32	
Monthly Period	Jul 2023	
Interest Period	from 14.06.2023	to 14.07.2023 = 30 days
Collection Period	from 01.06.2023	to 30.06.2023





**SC Germany Consumer 2020-1  
Monthly Investor Report**

**14. Seasoning**



Calculation Date	12.07.2023	
Payment Date	14.07.2023	
Period No	32	
Monthly Period	Jul 2023	
Interest Period	from 14.06.2023	to 14.07.2023 = 30 days
Collection Period	from 01.06.2023	to 30.06.2023

Seasoning in Months	Current Principal Balance in EUR	Percentage of Total Balance	Number of Loans	Percentage of Total Loans
21:23	16.119.456,08	2,08%	1.459	1,76%
24:26	57.930.130,00	7,48%	4.826	5,82%
27:29	81.834.651,41	10,57%	6.878	8,30%
30:32	96.098.090,01	12,41%	9.220	11,12%
33:35	147.813.420,73	19,09%	15.680	18,91%
36:38	113.197.462,68	14,62%	12.454	15,02%
39:41	114.934.523,38	14,84%	13.492	16,27%
42:44	81.670.140,05	10,55%	10.391	12,53%
45:47	22.377.607,24	2,89%	2.515	3,03%
48:50	10.924.189,48	1,41%	1.274	1,54%
51:53	15.922.602,95	2,06%	2.013	2,43%
54:56	8.664.840,72	1,12%	1.246	1,50%
57:59	2.993.690,09	0,39%	546	0,66%
60:62	1.122.528,45	0,14%	244	0,29%
63:65	922.395,76	0,12%	191	0,23%
66:68	440.235,45	0,06%	112	0,14%
69:71	665.456,72	0,09%	132	0,16%
72:74	259.216,27	0,03%	79	0,10%
75:77	189.565,56	0,02%	55	0,07%
78:80	124.095,04	0,02%	40	0,05%
81:	133.256,83	0,02%	68	0,08%
<b>Total</b>	<b>774.337.554,90</b>	<b>100,00%</b>	<b>82.915</b>	<b>100,00%</b>

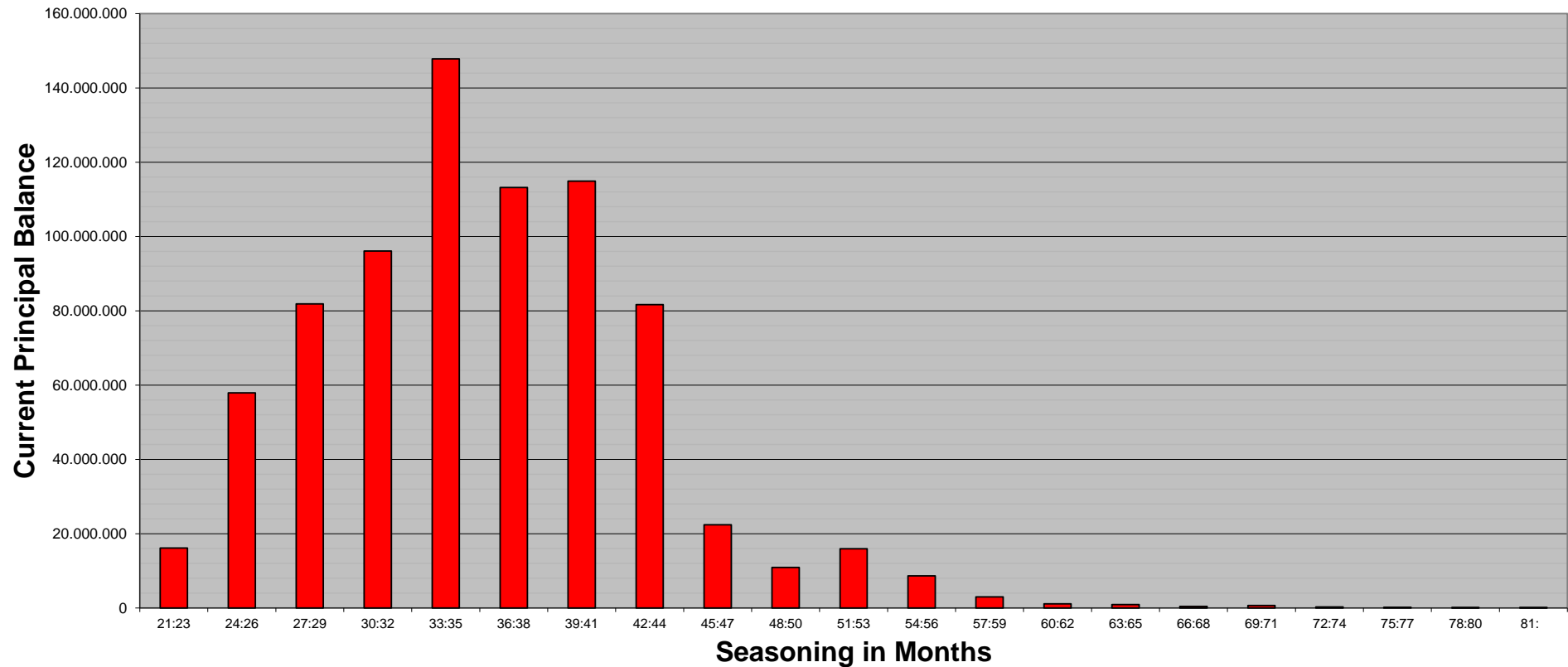
**Statistics**

WA Seasoning	35,82
--------------	-------

**SC Germany Consumer 2020-1  
Monthly Investor Report**

**14.1 Seasoning (Graph)**

Calculation Date	12.07.2023	
Payment Date	14.07.2023	
Period No	32	
Monthly Period	Jul 2023	
Interest Period	from 14.06.2023	to 14.07.2023 = 30 days
Collection Period	from 01.06.2023	to 30.06.2023



**SC Germany Consumer 2020-1  
Monthly Investor Report**

**15. Remaining Term**



Calculation Date	12.07.2023	
Payment Date	14.07.2023	
Period No	32	
Monthly Period	Jul 2023	
Interest Period	from 14.06.2023	to 14.07.2023 = 30 days
Collection Period	from 01.06.2023	to 30.06.2023

<i>Remaining Term in Months</i>	<i>Current Principal Balance in EUR</i>	<i>Percentage of Total Balance</i>	<i>Number of Loans</i>	<i>Percentage of Total Loans</i>
0: 6	3.789.627,06	0,49%	6.025	7,27%
7: 13	13.080.024,04	1,69%	7.251	8,75%
14: 20	23.406.867,93	3,02%	7.034	8,48%
21: 27	36.010.433,35	4,65%	7.572	9,13%
28: 34	44.835.322,45	5,79%	6.534	7,88%
35: 41	50.906.689,51	6,57%	5.860	7,07%
42: 48	82.892.952,83	10,71%	8.521	10,28%
49: 55	118.401.561,33	15,29%	10.078	12,15%
56: 62	170.078.046,97	21,96%	11.756	14,18%
63: 69	148.633.474,57	19,19%	8.522	10,28%
70: 76	76.013.882,70	9,82%	3.530	4,26%
77: 83	5.490.374,88	0,71%	201	0,24%
84: 90	171.138,81	0,02%	10	0,01%
91: 97	396.949,02	0,05%	12	0,01%
98:104	174.143,06	0,02%	6	0,01%
105:108	44.506,00	0,01%	2	0,00%
109:	11.560,39	0,00%	1	0,00%
<b>Total</b>	<b>774.337.554,90</b>	<b>100,00%</b>	<b>82.915</b>	<b>100,00%</b>

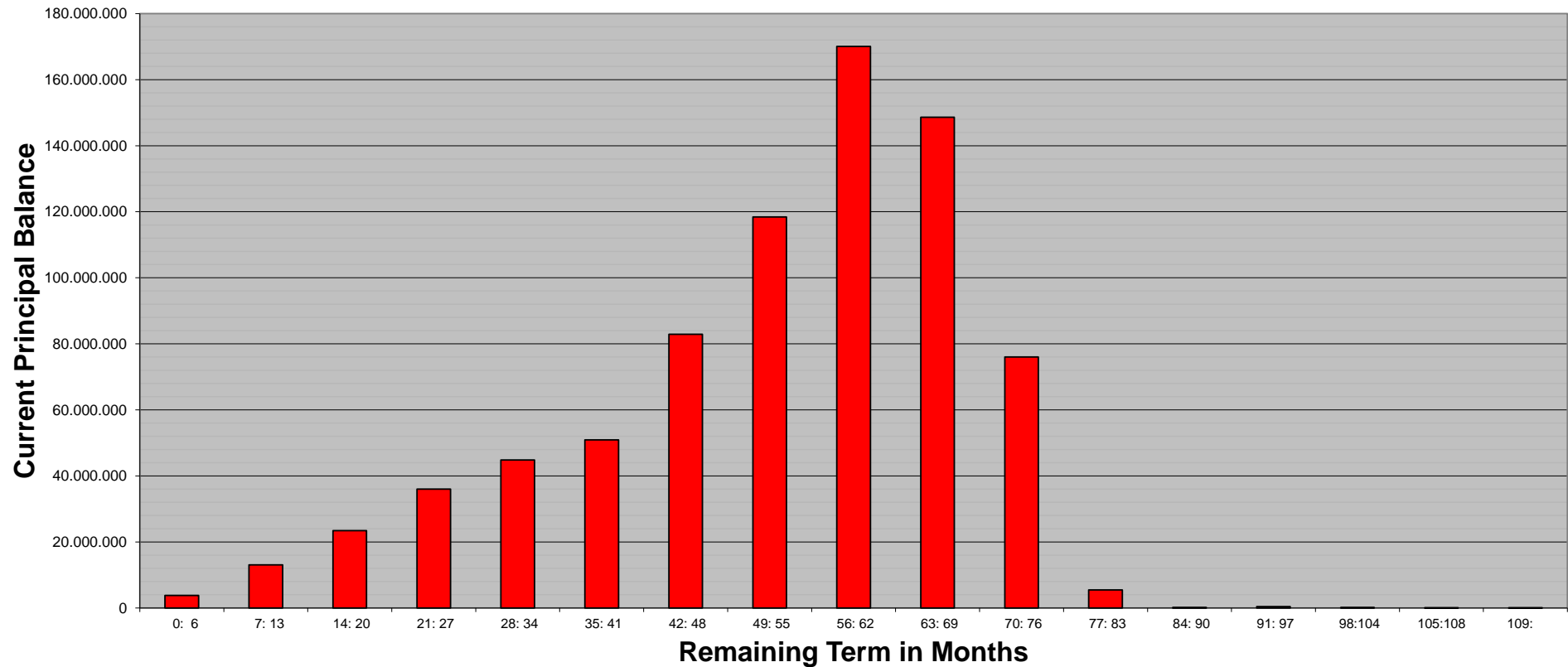
**Statistics**

WA Remaining Term	52,34
-------------------	-------

**SC Germany Consumer 2020-1  
Monthly Investor Report**

**15.1 Remaining Term (Graph)**

Calculation Date	12.07.2023	
Payment Date	14.07.2023	
Period No	32	
Monthly Period	Jul 2023	
Interest Period	from 14.06.2023	to 14.07.2023 = 30 days
Collection Period	from 01.06.2023	to 30.06.2023



**SC Germany Consumer 2020-1  
Monthly Investor Report**

**16. Original Term**



Calculation Date			12.07.2023		
Payment Date			14.07.2023		
Period No			32		
Monthly Period			Jul 2023		
Interest Period	from	14.06.2023	to	14.07.2023	= 30 days
Collection Period	from	01.06.2023	to	30.06.2023	

<i>Original Term in Months</i>	<i>Current Principal Balance in EUR</i>	<i>Percentage of Total Balance</i>	<i>Number of Loans</i>	<i>Percentage of Total Loans</i>
0: 34	185.638,20	0,02%	632	0,76%
35: 41	4.649.175,63	0,60%	4.834	5,83%
42: 48	3.185.052,98	0,41%	1.552	1,87%
49: 55	23.478.932,96	3,03%	10.020	12,08%
56: 62	48.895.343,75	6,31%	11.121	13,41%
63: 69	16.147.804,41	2,09%	2.320	2,80%
70: 76	63.385.321,82	8,19%	8.062	9,72%
77: 83	21.662.269,65	2,80%	1.772	2,14%
84: 90	147.561.621,02	19,06%	15.159	18,28%
91: 97	212.755.547,89	27,48%	14.114	17,02%
98:104	218.004.144,08	28,15%	12.742	15,37%
105:111	12.665.434,02	1,64%	516	0,62%
112:118	1.017.782,60	0,13%	44	0,05%
119:	743.485,89	0,10%	27	0,03%
<b>Total</b>	<b>774.337.554,90</b>	<b>100,00%</b>	<b>82.915</b>	<b>100,00%</b>

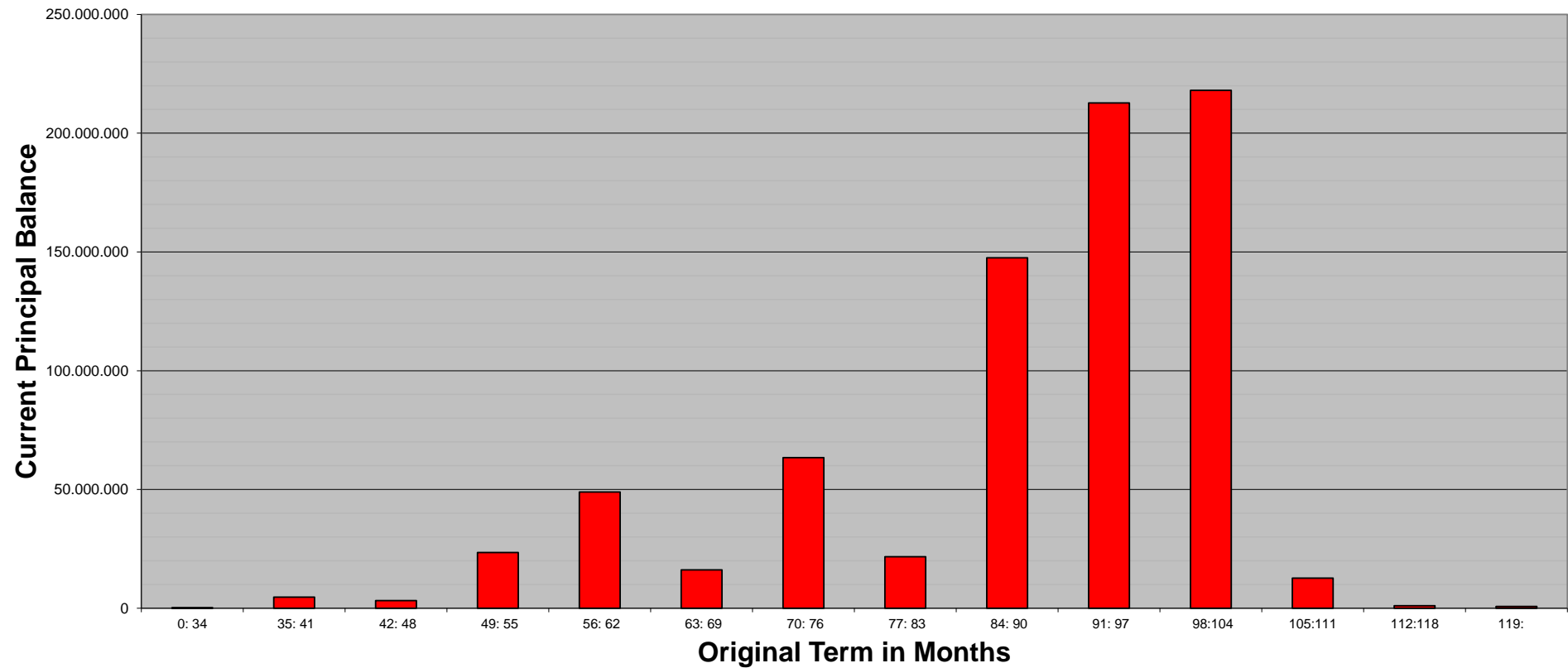
**Statistics**

WA Original Term	88,16
------------------	-------

**SC Germany Consumer 2020-1  
Monthly Investor Report**

**16.1 Original Term (Graph)**

Calculation Date	12.07.2023	
Payment Date	14.07.2023	
Period No	32	
Monthly Period	Jul 2023	
Interest Period	from 14.06.2023	to 14.07.2023 = 30 days
Collection Period	from 01.06.2023	to 30.06.2023



**SC Germany Consumer 2020-1  
Monthly Investor Report**

**17. Loan Concentration**

Calculation Date			12.07.2023			
Payment Date			14.07.2023			
Period No			32			
Monthly Period			Jul 2023			
Interest Period	from	14.06.2023	to	14.07.2023	=	30 days
Collection Period	from	01.06.2023	to	30.06.2023		



<i>Loan Concentration</i>	<i>Current Principal Balance in EUR</i>	<i>Percentage of Total Balance</i>	<i>Number of Loans</i>	<i>Percentage of Total Loans</i>	<i>Number of Debtors</i>	<i>Percentage of Total Debtors</i>
1: 1	750.268.239,38	96,89%	77.446	93,40%	77.446	97,18%
2: 2	19.877.287,76	2,57%	3.618	4,36%	1.809	2,27%
3: 3	2.035.458,94	0,26%	693	0,84%	231	0,29%
4: 4	1.009.396,64	0,13%	416	0,50%	104	0,13%
5: 5	371.852,26	0,05%	200	0,24%	40	0,05%
6: 6	211.327,27	0,03%	138	0,17%	23	0,03%
7:	563.992,65	0,07%	404	0,49%	43	0,05%
<b>Total</b>	<b>774.337.554,90</b>	<b>100,00%</b>	<b>82.915</b>	<b>100,00%</b>	<b>79.696</b>	<b>100,00%</b>



SC Germany Consumer 2020-1  
Monthly Investor Report

18. Amortisation Profile



Calculation Date	12.07.2023					
Payment Date	14.07.2023					
Period No	32					
Monthly Period	Jul 2023					
Interest Period	from	14.06.2023	to	14.07.2023	=	30 days
Collection Period	from	01.06.2023	to	30.06.2023		

Amortisation profile

Collection Period	Outstanding Volume	Collection Period	Outstanding Volume
1	774.337.554,90 €	51	104.293.653,78 €
2	757.867.788,47 €	52	95.501.274,02 €
3	741.271.886,33 €	53	86.960.469,36 €
4	724.766.973,84 €	54	78.642.665,40 €
5	708.341.459,86 €	55	70.763.919,09 €
6	691.987.701,97 €	56	63.338.518,67 €
7	675.767.578,38 €	57	56.329.198,81 €
8	659.689.907,05 €	58	49.654.992,95 €
9	643.726.580,79 €	59	43.441.574,92 €
10	627.861.444,82 €	60	37.728.351,29 €
11	612.145.903,99 €	61	32.433.777,53 €
12	596.562.792,13 €	62	27.539.242,62 €
13	581.096.126,19 €	63	23.125.207,60 €
14	565.720.127,67 €	64	19.233.851,95 €
15	550.469.010,00 €	65	15.892.588,57 €
16	535.329.661,60 €	66	12.975.836,79 €
17	520.313.614,78 €	67	10.448.639,40 €
18	505.383.018,05 €	68	8.294.958,25 €
19	490.623.673,23 €	69	6.432.002,88 €
20	476.032.031,43 €	70	4.809.727,82 €
21	461.587.881,61 €	71	3.491.149,13 €
22	447.270.285,75 €	72	2.466.141,27 €
23	433.119.001,20 €	73	1.696.259,83 €
24	419.136.614,11 €	74	1.152.355,24 €
25	405.321.593,13 €	75	779.627,59 €
26	391.649.425,58 €	76	554.357,63 €
27	378.141.682,19 €	77	417.950,75 €
28	364.796.957,87 €	78	323.934,07 €
29	351.609.876,15 €	79	256.621,00 €
30	338.545.686,87 €	80	206.119,45 €
31	325.661.946,70 €	81	171.299,18 €
32	312.948.024,08 €	82	147.482,41 €
33	300.398.945,19 €	83	128.377,88 €
34	287.999.529,06 €	84	117.688,83 €
35	275.781.634,27 €	85	107.532,36 €
36	263.726.433,25 €	86	98.452,68 €
37	251.819.809,38 €	87	89.780,89 €
38	240.056.855,64 €	88	81.361,13 €
39	228.448.790,06 €	89	72.896,03 €
40	216.980.923,45 €	90	64.777,96 €
41	205.666.525,21 €	91	56.616,31 €
42	194.471.305,38 €	92	48.611,77 €
43	183.492.261,24 €	93	42.089,97 €
44	172.769.918,86 €	94	35.533,72 €
45	162.267.847,90 €	95	30.098,33 €
46	151.949.738,95 €	96	25.388,12 €
47	141.912.177,14 €	97	20.898,07 €
48	132.136.700,66 €	98	17.365,92 €
49	122.627.744,65 €	99	14.563,38 €
50	113.352.506,76 €	100	11.745,97 €

**SC Germany Consumer 2020-1**  
**Monthly Investor Report**

Calculation Date	12.07.2023				
Payment Date	14.07.2023				
Period No	32				
Monthly Period	Jul 2023				
Interest Period	from	14.06.2023	to	14.07.2023	= 30 days
Collection Period	from	01.06.2023	to	30.06.2023	

**19. Priority of Payments + Transaction Costs**



**Pre-Enforcement Available Interest Amount**

Interest Collections	+ 3.639.887,42 €
Other Interest Payments by the Seller to the Issuer	+ - €
Recoveries	+ 276.668,58 €
Interest on Transaction and Purchase Shortfall Account	+ - €
After the Commingling Reserve related to interest payments after such event	+ - €
Amounts on the Liquidity Reserve Account	+ 6.000.000,00 €
Amounts received by the Interest Rate Swap counterparty	+ 2.476.821,84 €
Principal Amount borrowed to cover interest shortfall (Senior Expense Deficit)	+ - €
Other Amounts paid to the Issuer	+ - €
Available Interest Amount	= 12.393.377,84 €

**Pre-Enforcement Available Principal Amount**

Principal Collections (including Deemed Collections)	+ 28.800.463,53 €
other principal amount paid by the Seller to the Issuer	+ - €
Final Repurchase Price	+ - €
Amounts standing to the credit of the Commingling Reserve Account	+ - €
Amounts standing to the credit of the Set-Off Reserve Account	+ - €
Purchase Shortfall Amount	+ 144,73 €
Mezzanine Loan Disbursement Amount paid by the Originator to the Issuer	+ - €
Principal Deficiency Sub-Ledger	+ 2.206.457,69 €
Rounding Differences from previous period	+ - €
Available Principal Amount	= 31.007.065,95 €

**Pre-Enforcement Interest Priority of Payments**

Available Interest Amount	12.393.377,84 €
Senior Expenses and Taxes	- - €
Swap Interest Payment other than subordinated Payments	- - €
Interest on Class A Notes	- 2.002.708,80 €
Interest on Class B (if Most Senior Note or Class B PDL < 25%)	- 152.844,30 €
Interest on Class C (if Most Senior Note or Class C PDL < 25%)	- 198.158,40 €
Interest on Class D (if Most Senior Note or Class D PDL < 25%)	- 170.826,50 €
Interest on Class E (if Most Senior Note or Class E PDL < 25%)	- 141.134,40 €
Interest on Class F (if Most Senior Note or Class F PDL < 25%)	- 140.431,50 €
Required Liquidity Reserve Amount Replenishment	- 6.000.000,00 €
Liquidity Reserve Reduction Amount	- - €
Crediting the PDLs until cleared	- 2.206.457,69 €
Interest Class B (if not paid above)	- - €
Interest Class C (if not paid above)	- - €
Interest Class D (if not paid above)	- - €
Interest Class E (if not paid above)	- - €
Interest Class F (if not paid above)	- - €
Interest Class G	- 34.874,55 €
Mezzanine Loan Interest	- - €
Subordinated Swap Amounts (if applicable)	- - €
Fees for Commingling Reserve Account and Set-Off Reserve Account	- - €
Interest on Liquidity Reserve Loan	- - €
Principal on Liquidity Reserve Loan	- - €
Target Amortisation of Class G (including previously accrued)	- 1.125.000,90 €
Remaining Amount to the Seller	= 221.140,80 €

**Pre-Enforcement Principal Priority of Payments**

Available Principal Amount	31.007.065,95 €
Senior Expense Deficit	- - €
Net Note Available Principal Proceeds	= 31.007.065,95 €
Replenishment	- - €
Purchase Shortfall Amount	- 101,25 €
Prior to Sequential Payment Trigger Event: Class A Pro Rata- Principal Payment Amount	- 24.266.320,20 €
Prior to Sequential Payment Trigger Event: Class B Pro Rata- Principal Payment Amount	- 1.685.535,70 €
Prior to Sequential Payment Trigger Event: Class C Pro Rata- Principal Payment Amount	- 1.903.240,80 €
Prior to Sequential Payment Trigger Event: Class D Pro Rata- Principal Payment Amount	- 1.427.430,60 €
Prior to Sequential Payment Trigger Event: Class E Pro Rata- Principal Payment Amount	- 951.620,40 €
Prior to Sequential Payment Trigger Event: Class F Pro Rata- Principal Payment Amount	- 793.017,00 €
On or after to Sequential Payment Trigger Event: Redemption Class A	- - €
Full Redemption Class B - G (after Regulatory Change Event)	- - €
On or after to Sequential Payment Trigger Event: Redemption Class B	- - €
On or after to Sequential Payment Trigger Event: Redemption Class C	- - €
On or after to Sequential Payment Trigger Event: Redemption Class D	- - €
On or after to Sequential Payment Trigger Event: Redemption Class E	- - €
On or after to Sequential Payment Trigger Event: Redemption Class F	- - €
Redemption Class G Notes	- - €
Mezzanine Loan Principal	- - €
Transaction Account Remaining Amount	= - €

**Transaction Costs**

	All notes	Class A	Class B	Class C	Class D	Class E	Class F	Class G	Liquidity Reserve Loan
Senior Expenses	- €	- €	- €	- €	- €	- €	- €	- €	- €
Interest accrued for the Period	2.840.778,45 €	2.002.708,80 €	152.844,30 €	198.158,40 €	170.626,50 €	141.134,40 €	140.431,50 €	34.874,55 €	- €
Cumulative Interest accrued	44.184.320,06 €	20.064.680,10 €	2.283.554,70 €	3.991.215,60 €	4.288.504,50 €	4.470.670,80 €	5.068.624,50 €	4.013.408,25 €	3.661,61 €
Interest Payments	2.840.778,45 €	2.002.708,80 €	152.844,30 €	198.158,40 €	170.626,50 €	141.134,40 €	140.431,50 €	34.874,55 €	- €
Cumulative Interest Payments	44.184.320,06 €	20.064.680,10 €	2.283.554,70 €	3.991.215,60 €	4.288.504,50 €	4.470.670,80 €	5.068.624,50 €	4.013.408,25 €	3.661,61 €
Unpaid Interest for the Period	- €	- €	- €	- €	- €	- €	- €	- €	- €
Cumulative Unpaid Interest	- €	- €	- €	- €	- €	- €	- €	- €	- €
Liquidity Reserve Loan only: Outstanding Amount	- €	- €	- €	- €	- €	- €	- €	- €	- €

**SC Germany Consumer 2020-1  
Monthly Investor Report**

**20. Retention**



For the purposes of compliance with the requirements of Article 6(3)(c) of the Securitisation Regulation, the Seller will retain, in its capacity as originator within the meaning of the Securitisation Regulation, on an ongoing basis for the life of the transaction, such net economic interest through an interest in randomly selected exposures.

Amount of randomly Selected Exposures

37.350.417,35 €

Calculation Date	12.07.2023	
Payment Date	14.07.2023	
Period No	32	
Monthly Period	Jul 2023	
Interest Period	from 14.06.2023	to 14.07.2023 = 30 days
Collection Period	from 01.06.2023	to 30.06.2023

**SC Germany Consumer 2020-1  
Monthly Investor Report**

**21. Counterparties**



Reporting Date	12.07.2023	
Payment Date	14.07.2023	
Period No	32	
Monthly Period	Jul 2023	
Interest Period	from 14.06.2023	to 14.07.2023 = 30 days
Collection Period	from 01.06.2023	to 30.06.2023

**Joint Lead Managers:**

**Banco Santander S.A.**  
Paseo de Parede 9-12  
39004 Santander  
Spain

**Société Générale S.A.**  
29 Boulevard Haussmann  
75009 Paris  
France

**Merrill Lynch International**  
2 King Edward Street  
London EC1A 1 HQ  
United Kingdom

**Luxembourg Listing Agent and Local Agent:**

**Banque Internationale à Luxembourg S.A.**  
69, Route d'Esch  
L-2953 Luxembourg

**Principal Paying Agent,  
Account Bank and Interest Determination Agent:**

**Elavon Financial Services DAC**  
Block E, Cherrywood Business Park  
Loughlinstown, Dublin  
Republic of Ireland

E-mail: mbs.erg.london@usbank.com

**Cash Administrator and Calculation Agent:**

**U.S. Bank Global Corporate Trust Limited**  
125 Old Broad Street  
London, EC2N 1AR  
United Kingdom

**Transaction Security Trustee:**

**Circumference FS (Netherlands) B.V.**  
Barbara Strozziilaan 101  
1083HN Amsterdam  
the Netherlands

**Data Trustee:**

**Circumference FS (UK) Limited**  
14 Devonshire Square  
EC2M 4YT London  
United Kingdom

**Interest Swap Counterparty:**

**DZ BANK AG**  
Platz der Republik  
60265 Frankfurt am Main  
Germany

Fitch			Moody's			Counterparty status
Long Term	Short Term	Outlook	Long Term	Short Term	Outlook	
A-	F2	STABLE	(P)A2	P-1	STABLE	performing
A-	F1	STABLE	A1	P-1	STABLE	performing
AA	F1+	STABLE	-	-	-	performing
-	-	-	A2	P-1	STABLE	performing
A+	F1	STABLE	-	P-1	STABLE	performing
-	-	-	-	-	-	performing
-	-	-	-	-	-	performing
-	-	-	-	-	-	performing
AA-	F1+	STABLE	Aa2	P-1	STABLE	performing

**Rating Agencies:**

**Fitch Ratings Ireland Limited**  
39/40 Mount Street Upper  
Dublin 2, D02PR89  
Ireland

**Moody's Investors Service España, S.A.**  
Calle Principe De Vergara  
131 6 Planta  
Madrid, 28002  
Spain

Ratings as of 30.06.2023, data source: Bloomberg

## SC Germany Consumer 2020-1 Monthly Investor Report

### 22. Issuer Information



Reporting Date			12.07.2023			
Payment Date			14.07.2023			
Period No			32			
Monthly Period			Jul 2023			
Interest Period	from	14.06.2023	to	14.07.2023	=	30 days
Collection Period	from	01.06.2023	to	30.06.2023		

**Deal Name:**

**SC Germany Consumer 2020-1**

**Issuer:**

**SC GERMANY S.A., COMPARTMENT CONSUMER 2020-1**

The Managing Directors  
22-24 Boulevard Royal  
L-2449 Luxembourg,  
Grand Duchy of Luxembourg

**LEI:**

54930010DV9V1WKUO071

**Seller of the Receivables:**

**Santander Consumer Bank AG**

**Servicer Name:**

**Santander Consumer Bank AG**

**Reporting Entity:**

**Santander Consumer Bank AG**

Capital Markets  
Santander-Platz 1  
41061 Mönchengladbach  
Germany  
eMail abs\_ger@santander.de  
fax +49 (0) 2161 690 7077

**SPV-Administrator:**

**Circumference FS (Luxembourg) S.A.**

22-24 Boulevard Royal  
L-2449 Luxembourg,  
Grand Duchy of Luxembourg

**SC Germany Consumer 2020-1  
Monthly Investor Report**

**23. Swap Counterparty Data**



Reporting Date	12.07.2023				
Payment Date	14.07.2023				
Period No	32				
Monthly Period	Jul 2023				
Interest Period	from	14.06.2023	to	14.07.2023	= 30 days
Collection Period	from	01.06.2023	to	30.06.2023	

**Swap Counterparty**

Swap Counterparty DZ Bank AG  
Swap Rating Trigger Breach no

Rating Trigger & Current Ratings	Consequenses	Fitch			Moody's			Trigger breach
		Long Term or Derivative Counterparty Rating	Short Term	Outlook	Long Term (CRA)	Short Term	Outlook	
1st Rating Trigger	Collateral, Guarantee or Replacement	A	F1		A3			no
2nd Rating Trigger	Replacement	BBB-	F3		Baa1			no
<b>Current Counterparty Ratings</b>		AA(dcr)	F1+	STABLE	Aa2(cr)	P-1	STABLE	

**Current Swap Data**

Swap Type Fixed Floating Interest Rate Swap  
Notional Amount 1.759.500.000,00  
Fixed Rate -0,5710%  
Floating Rate (Euribor) 3,3150%  
Net Swap Payments -2.476.821,84  
Notional Amount next period 733.837.656,15

**Swap Counterparty Details**

DZ Bank AG  
Kapitalmärkte Handel / ABS-Emissionen  
Platz der Republik  
60265 Frankfurt am Main  
Germany  
Phone +49 69 7447 4341  
Email: Tom.Oelrich@dzbank.de

**Counterparty Replacement**

Old Counterparty DZ Bank AG  
Current Counterparty DZ Bank AG

**Swap Collateral**

Beginning of Period - €  
Cash Outflow - €  
Cash Inflow - €  
End of Period - €

Ratings as of 30.06.2023, data source: Bloomberg

In case of Fitch, only one required rating must be held

**SC Germany Consumer 2020-1  
Monthly Investor Report**

**24. Santander Consumer Bank**



**Contact Details**

**Team Securitization**

Stefan Zilligen +49-2161-690-6069  
Christina Opwis +49-2161-690-7086  
Team ABS

[stefan.zilligen@santander.de](mailto:stefan.zilligen@santander.de)  
[christina.opwis@santander.de](mailto:christina.opwis@santander.de)  
[abs\\_ger@santander.de](mailto:abs_ger@santander.de)

Reporting Date	12.07.2023				
Payment Date	14.07.2023				
Period No	32				
Monthly Period	Jul 2023				
Interest Period	from	14.06.2023	to	14.07.2023	= 30 days
Collection Period	from	01.06.2023	to	30.06.2023	

**Ratings Santander**

**Banco Santander S.A.**

**Santander Consumer Finance S.A.**

**Santander Consumer Bank AG**

Fitch			Moody's		
Long Term	Short Term	Outlook	Long Term	Short Term	Outlook
A	F1	STABLE	A3(cr)	P-2(cr)	STABLE
A	F1	STABLE	A3(cr)	P-2(cr)	STABLE
A-	F2	STABLE	A1(cr)	P-1(cr)	STABLE

Ratings as of 30.06.2023, data source: Bloomberg

**SC Germany Consumer 2020-1  
Monthly Investor Report**

**25. Glossary**



Reporting Date		12.07.2023				
Payment Date		14.07.2023				
Period No		32				
Monthly Period		Jul 2023				
Interest Period	from	14.06.2023	to	14.07.2023	=	30 days
Collection Period	from	01.06.2023	to	30.06.2023		

**Aggregate Outstanding Principal Amount:**

Shall mean in respect of all Purchased Receivables at any time, the aggregate of the Outstanding Principal Amounts of all Purchased Receivables which, as of such time, are not defaulted receivables.

**Defaulted Contracts/Defaults:**

Shall mean as of any date, any purchased receivable which has been declared due and payable in full in accordance to the Credit and Collection Policy which in principal is between 120 and 180 calendar days after the due date.

**Delinquent Receivable:**

Shall mean as of any date, any purchased receivable which is more than 30 days overdue and not a defaulted contract.

**Excess Spread:**

Excess Spread equals WA Portfolio Yield minus Fixed Swap Rate minus WA Notes Margin

**Legal Maturity:**

Final Payment date on which each Class A Note will be redeemed in full.

**Expected Maturity:**

Maturity date of the notes under the assumption of inter alia (a) a 27% constant prepayment rate, (b) an exercised Clean-Up Call at 10%,

**Payment Protection Insurance:**

Insurance, composed of life insurance and/or accident insurance and/or temporary disability insurance and/or unemployment insurance, which covers the risk that a Debtor in its capacity as insured person is unable to pay the Loan Instalments owed by such Debtor life insurance

**Recoveries:**

Any amount received on defaulted contracts

**Set-Off Reserves (X/Y):**

Protection against set-off risks due to (X) capitalized service fees (e.g. Payment Protection Insurance, Gap Insurance, Repair Cost Insurance) and (Y) deposits