

SC Germany Consumer 2020-1 Monthly Investor Report



WINNER



WINNER



WINNER



SC Germany Consumer 2020-1 Monthly Investor Report

Cover Sheet Monthly Investor Report



Calculation Date	10.02.2023				
Payment Date	14.02.2023				
Period No	27				
Monthly Period	Feb 2023				
Interest Period	from 16.01.2023	to	14.02.2023	=	29 days
Collection Period	from 01.01.2023	to	31.01.2023		

Index	Page
1. Portfolio Information	1
1.1 Portfolio Information per period	2
2. Reserve Accounts	3
3.1 Delinquency Data	4
3.2 Default Data	5
3.3 Defaults & Recoveries per period	6
4. Concentration Limits	7
5. Outstanding Notes	8
6. Original Principal Balance	9
6.1 Original PB (Graph)	10
7. Current Principal Balance	11
7.1 Current PB (Graph)	12
8. Borrower Concentration	13
9. Geographical Distribution	14
9.1 Geographical (Graph)	15
10. Collateral	16
11. Insurances	17
12. Payment Methods	18
13. Effective Interest Rate	19
13.1 Effective Interest Rate (Graph)	20
14. Seasoning	21
14.1 Seasoning (Graph)	22
15. Remaining Term	23
15.1 Remaining Term (Graph)	24
16. Original Term	25
16.1 Original Term (Graph)	26
17. Loan Concentration	27
18. Amortisation Profiles	28
19. Priority of Payments + Transaction Costs	29
20. Retention	30
21. Counterparties	31
21.1 Issuer Information	32
23. Swap Counterparty	33
24. Santander Consumer Bank	34
25. Glossary	35

SC Germany Consumer 2020-1 Monthly Investor Report

1. Portfolio Information



Calculation Date	10.02.2023			
Payment Date	14.02.2023			
Period No	27			
Monthly Period	Feb 2023			
Interest Period from	16.01.2023	to	14.02.2023	= 29 days
Collection Period from	01.01.2023	to	31.01.2023	

Outstanding Receivables	No. of Contracts	current period	previous period
		Aggregate Outstanding Principal Amount	Aggregate Outstanding Principal Amount
Beginning of Period	98.172	979.508.496,29 €	1.011.546.703,21 €
Scheduled Principal Payments		19.747.624,75 €	19.883.570,13 €
Prepayment Principal		16.740.256,79 €	9.981.424,55 €
Total Principal Collections		36.487.881,54 €	29.864.994,68 €
Total Interest Collections		4.446.583,86 €	4.613.722,88 €
Defaults		2.624.041,82 €	2.173.212,24 €
Replenishment Amount		- €	- €
End of Period		940.396.572,93 €	979.508.496,29 €
Purchase Shortfall Amount		53,97 €	56,11 €
Total Assets (End of Period)	95.300	940.396.626,90 €	979.508.552,40 €
Current Prepayment Rate (annualised)		18,7%	
Current Poolfactor		50,6%	

SC Germany Consumer 2020-1
Monthly Investor Report

1.1 Portfolio Information per period

Calculation Date	10.02.2023		
Payment Date	14.02.2023		
Period No	27		
Monthly Period	Feb 2023		
Interest Period	from	16.01.2023	to 14.02.2023 = 29 days
Collection Period	from	01.01.2023	to 31.01.2023



Collection Period	Outstanding BOP	Scheduled Principal Payments	Prepayment Principal	Total Principal Collections	Prepayment Rate
1	€ 1.799.999.933,09	€ 28.004.372,02	€ 37.328.045,90	€ 65.332.417,92	22,23%
2	€ 1.799.999.978,57	€ 27.656.379,76	€ 32.092.572,15	€ 59.748.951,91	19,42%
3	€ 1.799.999.995,61	€ 30.260.180,50	€ 40.849.586,79	€ 71.109.767,29	24,08%
4	€ 1.799.999.991,50	€ 29.666.354,11	€ 42.585.774,69	€ 72.252.128,80	24,97%
5	€ 1.799.999.993,97	€ 29.272.948,70	€ 52.031.411,07	€ 81.304.359,77	29,67%
6	€ 1.799.999.998,42	€ 28.945.451,65	€ 45.554.564,24	€ 74.500.015,89	26,48%
7	€ 1.799.999.986,54	€ 29.236.040,56	€ 43.340.599,83	€ 72.576.640,39	25,36%
8	€ 1.799.999.989,63	€ 29.279.001,04	€ 50.076.352,28	€ 79.355.353,32	28,72%
9	€ 1.799.999.997,62	€ 29.869.284,36	€ 62.441.257,36	€ 92.310.541,72	34,54%
10	€ 1.799.999.984,70	€ 29.621.444,89	€ 51.566.098,32	€ 81.187.543,21	29,45%
11	€ 1.799.999.992,84	€ 30.177.669,47	€ 47.987.492,90	€ 78.165.162,37	27,69%
12	€ 1.799.999.993,58	€ 30.876.744,16	€ 47.465.290,02	€ 78.342.034,18	27,43%
13	€ 1.799.999.958,85	€ 29.556.876,67	€ 45.760.187,19	€ 75.317.063,86	26,58%
14	€ 1.721.647.673,05	€ 28.588.769,79	€ 30.693.631,43	€ 59.282.401,22	19,42%
15	€ 1.658.715.590,68	€ 28.499.176,78	€ 47.084.893,55	€ 75.584.070,33	29,22%
16	€ 1.579.516.526,08	€ 27.185.727,46	€ 44.025.413,58	€ 71.211.141,04	28,77%
17	€ 1.504.720.267,30	€ 26.381.970,38	€ 42.816.372,78	€ 69.198.343,16	29,28%
18	€ 1.432.703.420,57	€ 26.625.784,19	€ 34.486.040,66	€ 61.111.824,85	25,35%
19	€ 1.366.855.787,27	€ 24.783.879,79	€ 37.217.290,41	€ 62.001.170,20	28,20%
20	€ 1.301.382.552,83	€ 23.445.035,29	€ 31.526.190,43	€ 54.971.225,72	25,49%
21	€ 1.243.335.118,53	€ 23.488.188,23	€ 27.123.684,87	€ 50.611.873,10	23,25%
22	€ 1.189.492.514,20	€ 22.033.853,80	€ 26.062.473,99	€ 48.096.327,79	23,34%
23	€ 1.137.704.113,13	€ 21.376.728,61	€ 22.264.065,20	€ 43.640.793,81	21,11%
24	€ 1.091.302.713,23	€ 20.896.411,55	€ 17.461.551,76	€ 38.357.963,31	17,60%
25	€ 1.050.040.105,16	€ 20.553.036,44	€ 14.978.129,26	€ 35.531.165,70	15,84%
26	€ 1.011.546.703,21	€ 19.883.570,13	€ 9.981.424,55	€ 29.864.994,68	11,22%
27	€ 979.508.496,29	€ 19.747.624,75	€ 16.740.256,79	€ 36.487.881,54	18,69%
28					
29					
30					
31					
32					
33					
34					
35					
36					
37					
38					
39					
40					
41					
42					
43					
44					
45					
46					
47					
48					
49					
50					
51					
52					
53					
54					
55					
56					
57					
58					
59					
60					
61					
62					
63					
64					
65					
66					
67					
68					
69					
70					
71					
72					
73					
74					
75					
76					
77					
78					
79					
80					

**SC Germany Consumer 2020-1
Monthly Investor Report**

2. Reserve Accounts



Calculation Date	10.02.2023				
Payment Date	14.02.2023				
Period No	27				
Monthly Period	Feb 2023				
Interest Period	from	16.01.2023	to	14.02.2023	= 29 days
Collection Period	from	01.01.2023	to	31.01.2023	

Reserve Accounts

Liquidity Reserve

	in %		Trigger Event y/n
Beginning of Period	0,6%	6.000.000,00 €	
Cash Outflow		6.000.000,00 €	
of which Liquidity Reserve Excess Amount		- €	
of which added to Priority of Payments		- €	
Cash Inflow		6.000.000,00 €	
End of Period	0,7%	6.000.000,00 €	
Required Liquidity Reserve Amount	0,7%	6.000.000,00 €	

Commingling Reserve

	in %		Trigger Event y/n
Beginning of Period		n/a	no
Cash Outflow		n/a	
of which Commingling Reserve Excess Amount			
of which drawn from the commingling reserve and applied to PoP			
Cash Inflow		n/a	
End of Period		n/a	
Commingling Reserve Required Amount		- €	

Set-Off Reserve

	in %		Trigger Event y/n
Beginning of Period		n/a	no
Cash Outflow		n/a	
of which Set-Off Reserve Excess Amount			
of which drawn from the set-off reserve and applied to PoP			
Cash Inflow		n/a	
End of Period		n/a	
Set-Off Reserve Required Amount		- €	

In case of Rating Trigger breach: Set-Off Reserve Required Amount

**SC Germany Consumer 2020-1
Monthly Investor Report**

Reporting Date	10.02.2023				
Payment Date	14.02.2023				
Period No	27				
Monthly Period	Feb 2023				
Interest Period	from	16.01.2023	to	14.02.2023	= 29 days
Collection Period	from	01.01.2023	to	31.01.2023	

3.1 Delinquency Data



Delinquency Data and Ratios

Collection Period	Outstanding EOP	Days past due				not delinquent	Days past due			
		1-30	31-60	61-90	>90		1-30	31-60	61-90	>90
1	€ 1.799.999.933,09	€ -	€ -	€ -	€ -	100,00%	0,00%	0,00%	0,00%	0,00%
2	€ 1.799.999.978,57	€ 6.313.367,70	€ 882.720,82	€ 170.291,73	€ 106.711,25	99,58%	0,35%	0,05%	0,01%	0,01%
3	€ 1.799.999.995,61	€ 6.239.761,54	€ 4.939.221,31	€ 866.738,74	€ 194.212,76	99,32%	0,35%	0,27%	0,05%	0,01%
4	€ 1.799.999.991,50	€ 5.963.979,66	€ 5.640.605,03	€ 3.166.805,23	€ 1.020.162,48	99,12%	0,33%	0,31%	0,18%	0,06%
5	€ 1.799.999.993,97	€ 6.549.435,07	€ 5.068.350,47	€ 3.154.504,95	€ 3.340.625,38	98,99%	0,36%	0,28%	0,18%	0,19%
6	€ 1.799.999.998,42	€ 6.277.838,82	€ 5.527.447,42	€ 3.012.488,71	€ 3.870.498,36	98,96%	0,35%	0,31%	0,17%	0,22%
7	€ 1.799.999.986,54	€ 6.655.977,58	€ 5.191.130,95	€ 3.407.325,83	€ 4.039.360,98	98,93%	0,37%	0,29%	0,19%	0,22%
8	€ 1.799.999.989,63	€ 6.989.530,24	€ 6.091.686,44	€ 3.286.422,04	€ 3.722.868,68	98,88%	0,39%	0,34%	0,18%	0,21%
9	€ 1.799.999.997,62	€ 7.133.920,03	€ 6.233.651,41	€ 3.951.906,29	€ 3.968.753,90	98,82%	0,40%	0,35%	0,22%	0,22%
10	€ 1.799.999.984,70	€ 7.100.911,44	€ 6.845.812,22	€ 3.913.890,47	€ 4.226.440,32	98,77%	0,39%	0,38%	0,22%	0,23%
11	€ 1.799.999.992,84	€ 7.461.489,74	€ 7.241.101,48	€ 4.275.039,66	€ 4.343.151,61	98,70%	0,41%	0,40%	0,24%	0,24%
12	€ 1.799.999.993,58	€ 8.614.820,87	€ 7.514.271,62	€ 4.335.660,83	€ 4.808.361,93	98,60%	0,48%	0,42%	0,24%	0,27%
13	€ 1.799.999.958,85	€ 8.149.643,43	€ 7.414.728,38	€ 5.196.772,53	€ 4.804.992,51	98,58%	0,45%	0,41%	0,29%	0,27%
14	€ 1.721.647.673,05	€ 9.154.824,92	€ 7.683.441,10	€ 4.571.313,06	€ 5.450.520,47	98,44%	0,53%	0,45%	0,27%	0,32%
15	€ 1.658.715.590,68	€ 8.019.501,54	€ 7.716.322,14	€ 4.957.459,62	€ 5.141.187,28	98,44%	0,48%	0,47%	0,30%	0,31%
16	€ 1.579.516.526,08	€ 2.156.410,29	€ 5.288.311,38	€ 5.855.455,62	€ 8.834.829,65	98,60%	0,14%	0,33%	0,37%	0,56%
17	€ 1.504.720.267,30	€ 6.103.836,10	€ 6.642.996,27	€ 5.178.304,37	€ 5.506.748,66	98,44%	0,41%	0,44%	0,34%	0,37%
18	€ 1.432.703.420,57	€ 2.260.407,34	€ 9.054.085,70	€ 5.365.320,18	€ 5.974.539,81	98,42%	0,16%	0,63%	0,37%	0,42%
19	€ 1.366.855.787,27	€ 5.370.518,81	€ 5.457.118,45	€ 5.095.288,19	€ 6.238.919,17	98,38%	0,39%	0,40%	0,37%	0,46%
20	€ 1.301.382.552,83	€ 2.149.017,19	€ 5.760.350,49	€ 4.844.307,25	€ 8.429.770,89	98,37%	0,17%	0,44%	0,37%	0,65%
21	€ 1.243.335.118,53	€ 4.753.479,16	€ 2.338.223,15	€ 5.410.463,65	€ 7.949.872,40	98,36%	0,38%	0,19%	0,44%	0,64%
22	€ 1.189.492.514,20	€ 5.484.736,32	€ 5.666.697,26	€ 4.538.040,41	€ 5.916.666,61	98,18%	0,46%	0,48%	0,38%	0,50%
23	€ 1.137.704.113,13	€ 1.757.770,17	€ 4.233.101,56	€ 4.546.757,95	€ 7.527.347,52	98,41%	0,15%	0,37%	0,40%	0,66%
24	€ 1.091.302.713,23	€ 5.094.657,88	€ 1.689.545,81	€ 4.808.622,74	€ 7.285.895,52	98,27%	0,47%	0,15%	0,44%	0,67%
25	€ 1.050.040.105,16	€ 2.059.584,85	€ 5.233.159,66	€ 4.294.615,30	€ 7.814.341,32	98,15%	0,20%	0,50%	0,41%	0,74%
26	€ 1.011.546.703,21	€ 4.456.205,77	€ 1.815.264,82	€ 4.953.579,13	€ 6.770.256,79	98,22%	0,44%	0,18%	0,49%	0,67%
27	€ 979.508.496,29	€ 4.706.084,98	€ 4.781.727,82	€ 1.417.695,23	€ 7.880.938,28	98,08%	0,48%	0,49%	0,14%	0,80%
28										
29										
30										
31										
32										
33										
34										
35										
36										
37										
38										
39										
40										
41										
42										
43										
44										
45										
46										
47										
48										
49										
50										
51										
52										
53										
54										
55										
56										
57										
58										
59										
60										
61										
62										
63										
64										
65										
66										
67										
68										
69										
70										
71										
72										
73										
74										
75										
76										
77										
78										
79										
80										

**SC Germany Consumer 2020-1
Monthly Investor Report**

3.2 Default Data



Reporting Date	10.02.2023				
Payment Date	14.02.2023				
Period No	27				
Monthly Period	Feb 2023				
Interest Period from	16.01.2023	to	14.02.2023	=	29 days
Collection Period from	01.01.2023	to	31.01.2023		

Default Data and Ratios

	Amount	Number of Loans
Current Default		
Current Period Gross Default	2.624.041,82 €	
Current Period Recoveries	161.908,40 €	
Current Period Net Default	2.462.133,42 €	
New Number of Defaulted Contracts		245
Cumulative Default		
Cumulative Gross Default	72.274.671,22 €	
Cumulative Recoveries	7.606.658,55 €	
Cumulative Net Default	64.668.012,67 €	
Total Number of Defaulted Contracts		7.053

Principal Deficiency Ledgers

Class A PDL Sub-Ledger		
Class A PDL BoP	- €	
Class A Amount debited to the PDL	- €	
Class A Amount credited to the PDL	- €	
Class A PDL EoP	- €	
Class B PDL Sub-Ledger		
Class B PDL BoP	- €	
Class B Amount debited to the PDL	- €	
Class B Amount credited to the PDL	- €	
Class B PDL EoP	- €	
Class C PDL Sub-Ledger		
Class C PDL BoP	- €	
Class C Amount debited to the PDL	- €	
Class C Amount credited to the PDL	- €	
Class C PDL EoP	- €	
Class D PDL Sub-Ledger		
Class D PDL BoP	- €	
Class D Amount debited to the PDL	- €	
Class D Amount credited to the PDL	- €	
Class D PDL EoP	- €	
Class E PDL Sub-Ledger		
Class E PDL BoP	- €	
Class E Amount debited to the PDL	- €	
Class E Amount credited to the PDL	- €	
Class E PDL EoP	- €	
Class F PDL Sub-Ledger		
Class F PDL BoP	- €	
Class F Amount debited to the PDL	- €	
Class F Amount credited to the PDL	- €	
Class F PDL EoP	- €	
Class G PDL Sub-Ledger		
Class G PDL BoP	- €	
Class G Amount debited to the PDL	2.624.041,82 €	
Class G Amount credited to the PDL	2.624.041,82 €	
Class G PDL EoP	- €	

SC Germany Consumer 2020-1
Monthly Investor Report

3.3 Defaults & Recoveries per period

Reporting Date	10.02.2023				
Payment Date	14.02.2023				
Period No	27				
Monthly Period	Feb 2023				
Interest Period	from	16.01.2023	to	14.02.2023	= 29 days
Collection Period	from	01.01.2023	to	31.01.2023	



Default/Recovery Data and Ratios

Collection Period	Number of defaulted contracts	Defaults in collection period	cumulated Defaults since cut-off	cumulated amount of purchased receivables	Cumulated Default Ratio %	Recoveries in collection period	cumulated Recoveries since cut-off	cumulated net losses	cumulated net loss ratio %
1	0	- €	- €	1.865.332.396,49 €	0,00%	- €	- €	- €	0,00%
2	16	147.487,32 €	147.487,32 €	1.925.228.852,76 €	0,01%	479,73 €	479,73 €	147.967,05 €	0,01%
3	24	157.926,42 €	305.413,74 €	1.996.496.542,36 €	0,02%	257,69 €	222,04 €	305.635,78 €	0,02%
4	132	1.099.521,49 €	1.404.935,23 €	2.069.848.195,12 €	0,07%	9.982,50 €	9.760,46 €	1.395.174,77 €	0,07%
5	315	2.218.875,82 €	3.623.811,05 €	2.153.371.435,16 €	0,17%	24.886,76 €	34.647,22 €	3.589.163,83 €	0,17%
6	507	2.239.836,88 €	5.863.647,93 €	2.230.111.276,05 €	0,26%	3.854,39 €	38.501,61 €	5.825.146,32 €	0,26%
7	775	2.857.778,09 €	8.721.426,02 €	2.305.545.697,62 €	0,38%	5.493,97 €	43.995,58 €	8.677.430,44 €	0,38%
8	1.035	2.403.241,33 €	11.124.667,35 €	2.387.304.300,26 €	0,47%	22.450,16 €	66.445,74 €	11.058.221,61 €	0,46%
9	1.358	3.038.826,26 €	14.163.493,61 €	2.482.653.655,32 €	0,57%	31.479,16 €	97.924,90 €	14.065.568,71 €	0,57%
10	1.606	2.948.583,92 €	17.112.077,53 €	2.566.789.790,59 €	0,67%	52.785,46 €	150.710,36 €	16.961.367,17 €	0,66%
11	1.934	3.478.842,52 €	20.590.920,05 €	2.648.433.796,22 €	0,78%	70.308,76 €	221.019,12 €	20.369.900,93 €	0,77%
12	2.253	3.348.605,56 €	23.939.525,61 €	2.730.124.401,23 €	0,88%	118.385,37 €	339.404,49 €	23.600.121,12 €	0,86%
13	2.547	3.035.221,94 €	26.974.747,55 €	2.730.124.401,23 €	0,99%	101.904,44 €	441.308,93 €	26.533.438,62 €	0,97%
14	2.882	3.649.681,15 €	30.624.428,70 €	2.730.124.401,23 €	1,12%	168.996,44 €	610.305,37 €	30.014.123,33 €	1,10%
15	3.239	3.614.994,27 €	34.239.422,97 €	2.730.124.401,23 €	1,25%	152.385,89 €	762.691,26 €	33.476.731,71 €	1,23%
16	3.622	3.585.117,74 €	37.824.540,71 €	2.730.124.401,23 €	1,39%	111.648,37 €	874.339,63 €	36.950.201,08 €	1,35%
17	3.912	2.818.503,57 €	40.643.044,28 €	2.730.124.401,23 €	1,49%	178.137,94 €	1.052.477,57 €	39.590.566,71 €	1,45%
18	4.325	4.735.808,45 €	45.378.852,73 €	2.730.124.401,23 €	1,66%	186.401,94 €	1.238.879,51 €	44.139.973,22 €	1,62%
19	4.652	3.472.064,24 €	48.850.916,97 €	2.730.124.401,23 €	1,79%	185.101,49 €	1.423.981,00 €	47.426.935,97 €	1,74%
20	4.988	3.076.208,58 €	51.927.125,55 €	2.730.124.401,23 €	1,90%	169.052,85 €	1.593.033,85 €	50.334.091,70 €	1,84%
21	5.324	3.230.731,23 €	55.157.856,78 €	2.730.124.401,23 €	2,02%	209.071,26 €	1.802.105,11 €	53.355.751,67 €	1,95%
22	5.671	3.692.073,28 €	58.849.930,06 €	2.730.124.401,23 €	2,16%	286.489,58 €	2.088.594,69 €	56.761.335,37 €	2,08%
23	5.972	2.760.606,09 €	61.610.536,15 €	2.730.124.401,23 €	2,26%	281.752,38 €	2.370.347,07 €	59.240.189,08 €	2,17%
24	6.280	2.904.644,76 €	64.515.180,91 €	2.730.124.401,23 €	2,36%	185.063,20 €	2.555.410,27 €	61.959.770,64 €	2,27%
25	6.589	2.962.236,25 €	67.477.417,16 €	2.730.124.401,23 €	2,47%	4.711.560,27 €	7.266.970,54 €	60.210.446,62 €	2,21%
26	6.808	2.173.212,24 €	69.650.629,40 €	2.730.124.401,23 €	2,55%	177.779,61 €	7.444.750,15 €	62.205.879,25 €	2,28%
27	7.053	2.624.041,82 €	72.274.671,22 €	2.730.124.401,23 €	2,65%	161.908,40 €	7.606.658,55 €	64.668.012,67 €	2,37%
28									
29									
30									
31									
32									
33									
34									
35									
36									
37									
38									
39									
40									
41									
42									
43									
44									
45									
46									
47									
48									
49									
50									
51									
52									
53									
54									
55									
56									
57									
58									
59									
60									
61									
62									
63									
64									
65									
66									
67									
68									
69									
70									
71									
72									
73									
74									
75									
76									
77									
78									
79									
80									

**SC Germany Consumer 2020-1
Monthly Investor Report**

4. Concentration Limits



Reporting Date	10.02.2023			
Payment Date	14.02.2023			
Period No	27			
Monthly Period	Feb 2023			
Interest Period from	16.01.2023	to	14.02.2023	= 29 days
Collection Period from	01.01.2023	to	31.01.2023	

Portfolio Concentrations	Current Transaction Status			Amortising
	Minimum-Trigger	Maximum-Trigger	Current Value	Trigger Breach
Average Yield (applicable for Total Portfolio)	5,60%	-	-	no
Borrower Exposure (applicable for Total Portfolio)	-	€ 200.000,00	-	no
WA Remaining Term		80,00	-	no
		Maximum-Trigger	Current Value	Trigger Breach
Purchase Shortfall Event				no
Period before previous period		€ 180.000.000,00		
Previous period		€ 180.000.000,00		
Current period		€ 180.000.000,00		
Termination/Service Termination Event				no
Event of Default / Termination Event, as defined in the Interest Rate Swap				no
Sequential Payment Trigger Event				no
Cumulative Net Loss Ratio				
- until (and including) the Payment Date in Nov 2021		1,50%		no
- from the Payment Date in Dec 2021 until (and including) the Payment Date in Nov 2022		2,50%	2,37%	no
- from the Payment Date in Dec 2022 until (and including) the Payment Date in Nov 2023		3,50%		no
- from the Payment Date in Dec 2023 onwards		4,50%		no
Class G PDL fully debited		€ -	€ -	no
Aggregate Outstanding Portfolio Principal Amount is lower than 10 per cent. of the Aggregate Outstanding Portfolio Principal Amount of the Purchased Receivables on the Cut-Off Date	10,00%		52,24%	no
Tax Call Redemption date				
Regulatory Change Event Redemption Date				
Early Amortisation Event				
Cumulative Net Loss Ratio				
- prior to 31 October 2021		n/a	n/a	no
Purchase Shortfall Event				no
Termination Event or Service Termination Event				no
Event of Default / Termination Event, as defined in the Interest Rate Swap				no
Any debit of class G after application of funds in current period		€ -	€ -	no

**SC Germany Consumer 2020-1
Monthly Investor Report**

Reporting Date	10.02.2023				
Payment Date	14.02.2023				
Period No	27				
Monthly Period	Feb 2023				
Interest Period from	16.01.2023	to	14.02.2023	=	29 days
Collection Period from	01.01.2023	to	31.01.2023		

5. Outstanding Notes



1. Note Balance	All notes	Class A	Class B	Class C	Class D	Class E	Class F	Class G
General Note Information								
ISIN Code		XS2239090785	XS2239091320	XS2239091593	XS2239091759	XS2239091833	XS2239091916	XS2239092138
Currency		EUR	EUR	EUR	EUR	EUR	EUR	EUR
Initial Tranching	in %	76,50%	5,25%	6,00%	4,50%	3,00%	2,50%	2,25%
Legal Maturity		Nov 2034	Nov 2034	Nov 2034	Nov 2034	Nov 2034	Nov 2034	Nov 2034
Expected Maturity		Sep 2025	Sep 2025	Sep 2025	Sep 2025	Sep 2025	Sep 2025	Dez 2023
Original Rating (Fitch / Moody's)		AAA (sf) / Aaa (sf)	AA (sf) / Aa1 (sf)	A (sf) / A3 (sf)	BBB (sf) / Baa2 (sf)	BB+ (sf) / Ba2 (sf)	BB (sf) / B2 (sf)	n.r. / n.r.
Current Rating (Fitch / Moody's)*		AAA (sf) / Aaa (sf)	AA (sf) / Aa1 (sf)	A+ (sf) / Aa3 (sf)	BBB+ (sf) / Baa2 (sf)	BBB- (sf) / Ba2 (sf)	BB+ (sf) / B2 (sf)	n.r. / n.r.
Initial Notes Aggregate Principal Outstanding Balance	1.800.000.000 €	1.377.000.000,00 €	94.500.000,00 €	108.000.000,00 €	81.000.000,00 €	54.000.000,00 €	45.000.000,00 €	40.500.000,00 €
Initial Nominal per Note		100.000,00 €	100.000,00 €	100.000,00 €	100.000,00 €	100.000,00 €	100.000,00 €	100.000,00 €
Initial Number of Notes per Class		13.770	945	1.080	810	540	450	405
Current Note Information								
Class Principal Outstanding Balance Beginning of Period	951.383.529,90 €	734.876.258,40 €	50.432.684,40 €	57.637.353,60 €	43.228.015,20 €	28.818.676,80 €	24.015.564,00 €	12.374.977,50 €
Replenishment	- €							
Amortisation	40.236.926,40 €							
Redemption per Class		30.609.333,00 €	2.100.640,50 €	2.400.732,00 €	1.800.549,00 €	1.200.366,00 €	1.000.305,00 €	1.125.000,90 €
Redemption per Note		2.222,90 €	2.222,90 €	2.222,90 €	2.222,90 €	2.222,90 €	2.222,90 €	2.777,78 €
Class Principal Outstanding Balance End of Period	911.146.603,50 €	704.266.925,40 €	48.332.043,90 €	55.236.621,60 €	41.427.466,20 €	27.618.310,80 €	23.015.259,00 €	11.249.976,60 €
Current Tranching		77,3%	5,3%	6,1%	4,5%	3,0%	2,5%	1,2%
Current Pool Factor	0,51	0,51	0,51	0,51	0,51	0,51	0,51	0,28
2. Payments to Investors per Note								
Interest Rate Basis: 1 M-Euribor / Fixed / Floating	1,918%	1mE+28bp	1mE+115bp	1mE+175bp	1mE+250bp	1mE+390bp	1mE+530bp	6,20%
DayCount Convention		act/360	act/360	act/360	act/360	act/360	act/360	act/360
Interest Days	29							
Principal Outstanding per Note Beginning of Period		53.367,92 €	53.367,92 €	53.367,92 €	53.367,92 €	53.367,92 €	53.367,92 €	30.555,50 €
Class G only: Accrued Target Amortisation Amounts								1.125.000,00 €
> Principal Repayment per Note		2.222,90 €	2.222,90 €	2.222,90 €	2.222,90 €	2.222,90 €	2.222,90 €	2.777,78 €
Principal Outstanding per Note End of Period		51.145,02 €	51.145,02 €	51.145,02 €	51.145,02 €	51.145,02 €	51.145,02 €	27.777,72 €
> Interest accrued for the period	-	1.549.813,50 €	124.645,50 €	170.305,20 €	153.843,30 €	135.064,80 €	139.639,50 €	61.807,05 €
Interest Payment		1.549.813,50 €	124.645,50 €	170.305,20 €	153.843,30 €	135.064,80 €	139.639,50 €	61.807,05 €
Interest Payment per Note		112,55 €	131,90 €	157,69 €	189,93 €	250,12 €	310,31 €	152,61 €
3. Credit Enhancements								
Initial total CE (Subordination, Reserve)		23,50%	18,25%	12,25%	7,75%	4,75%	2,25%	0,00%
Current CE		25,11%	19,97%	14,10%	9,69%	6,75%	4,31%	3,11%

* Last rating action as of 26.05.2022

**SC Germany Consumer 2020-1
Monthly Investor Report**

6. Original Principal Balance



Calculation Date	10.02.2023				
Payment Date	14.02.2023				
Period No	27				
Monthly Period	Feb 2023				
Interest Period	from	16.01.2023	to	14.02.2023	= 29 days
Collection Period	from	01.01.2023	to	31.01.2023	

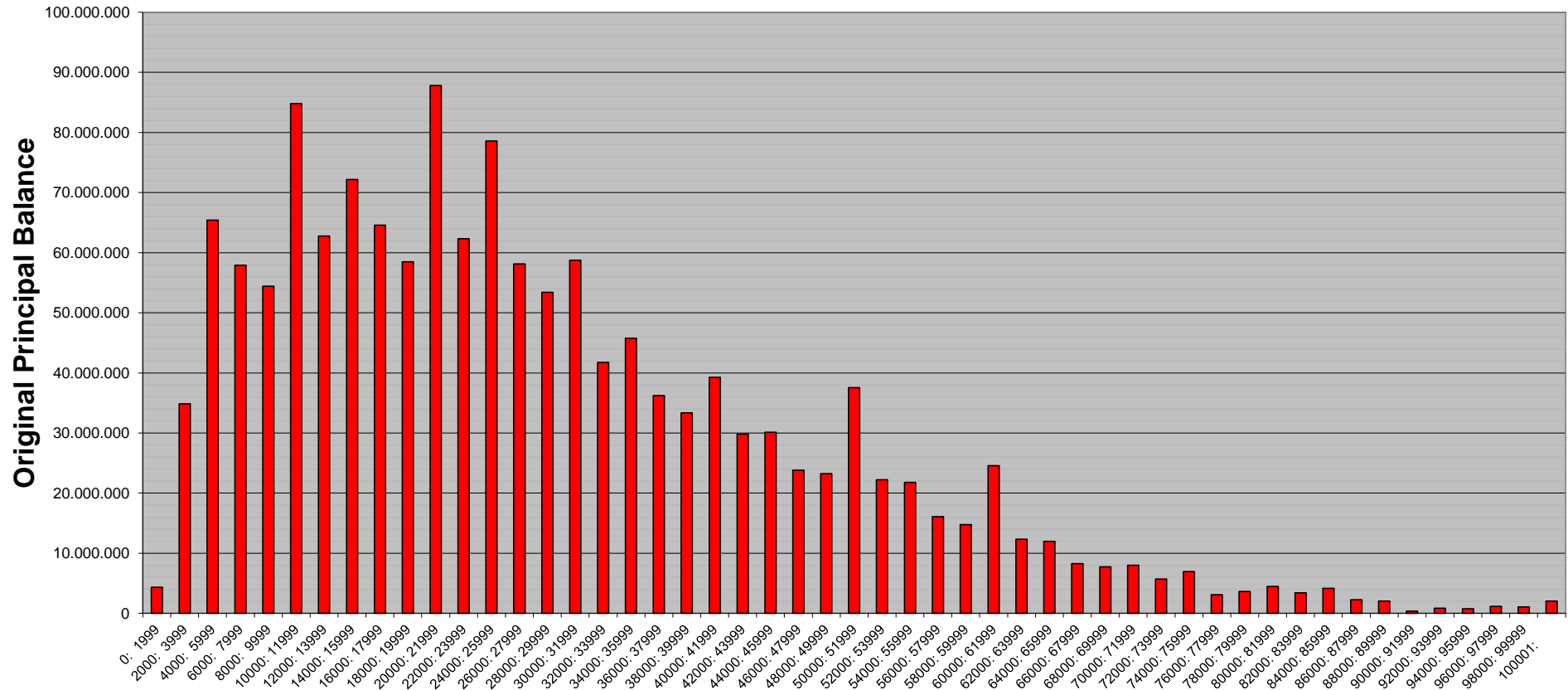
Original Principal Balance (Ranges in EUR)	Original Principal Balance in EUR	Percentage of Total Balance	Number of Loans	Percentage of Total Loans
0: 1999	4.336.885,51	0,29%	3.297	3,46%
2000: 3999	34.869.042,70	2,34%	11.908	12,50%
4000: 5999	65.406.106,77	4,39%	13.347	14,01%
6000: 7999	57.921.245,64	3,89%	8.494	8,91%
8000: 9999	54.415.691,60	3,65%	6.178	6,48%
10000: 11999	84.787.684,00	5,69%	7.940	8,33%
12000: 13999	62.780.700,22	4,21%	4.890	5,13%
14000: 15999	72.176.964,98	4,85%	4.825	5,06%
16000: 17999	64.589.620,39	4,34%	3.818	4,01%
18000: 19999	58.505.442,47	3,93%	3.100	3,25%
20000: 21999	87.816.934,63	5,90%	4.248	4,46%
22000: 23999	62.316.201,18	4,18%	2.719	2,85%
24000: 25999	78.597.511,25	5,28%	3.150	3,31%
26000: 27999	58.122.916,30	3,90%	2.159	2,27%
28000: 29999	53.428.691,88	3,59%	1.844	1,93%
30000: 31999	58.770.690,24	3,95%	1.914	2,01%
32000: 33999	41.733.905,24	2,80%	1.269	1,33%
34000: 35999	45.754.190,09	3,07%	1.308	1,37%
36000: 37999	36.215.311,44	2,43%	980	1,03%
38000: 39999	33.347.697,82	2,24%	856	0,90%
40000: 41999	39.286.961,25	2,64%	965	1,01%
42000: 43999	29.817.683,20	2,00%	695	0,73%
44000: 45999	30.128.317,53	2,02%	670	0,70%
46000: 47999	23.798.539,32	1,60%	507	0,53%
48000: 49999	23.258.298,37	1,56%	475	0,50%
50000: 51999	37.535.925,18	2,52%	743	0,78%
52000: 53999	22.219.862,24	1,49%	419	0,44%
54000: 55999	21.793.900,48	1,46%	397	0,42%
56000: 57999	16.104.813,71	1,08%	283	0,30%
58000: 59999	14.781.095,01	0,99%	251	0,26%
60000: 61999	24.585.802,29	1,65%	407	0,43%
62000: 63999	12.347.205,03	0,83%	196	0,21%
64000: 65999	11.996.006,34	0,81%	185	0,19%
66000: 67999	8.292.233,83	0,56%	124	0,13%
68000: 69999	7.724.219,42	0,52%	112	0,12%
70000: 71999	8.016.477,98	0,54%	113	0,12%
72000: 73999	5.702.610,43	0,38%	78	0,08%
74000: 75999	6.967.929,74	0,47%	93	0,10%
76000: 77999	3.086.700,88	0,21%	40	0,04%
78000: 79999	3.632.320,43	0,24%	46	0,05%
80000: 81999	4.455.605,99	0,30%	55	0,06%
82000: 83999	3.402.194,65	0,23%	41	0,04%
84000: 85999	4.157.494,82	0,28%	49	0,05%
86000: 87999	2.259.503,01	0,15%	26	0,03%
88000: 89999	2.045.946,93	0,14%	23	0,02%
90000: 91999	363.371,11	0,02%	4	0,00%
92000: 93999	835.680,04	0,06%	9	0,01%
94000: 95999	757.665,38	0,05%	8	0,01%
96000: 97999	1.162.418,24	0,08%	12	0,01%
98000: 99999	1.090.657,57	0,07%	11	0,01%
100001:	2.033.783,27	0,14%	19	0,02%
Total	1.489.534.658,02	100,00%	95.300	100,00%

Statistics in EUR	
Average Amount	15.629,95

**SC Germany Consumer 2020-1
Monthly Investor Report**

6.1 Original PB (Graph)

Calculation Date	10.02.2023				
Payment Date	14.02.2023				
Period No	27				
Monthly Period	Feb 2023				
Interest Period	from	16.01.2023	to	14.02.2023	= 29 days
Collection Period	from	01.01.2023	to	31.01.2023	



**SC Germany Consumer 2020-1
Monthly Investor Report**

7. Current Principal Balance



Calculation Date	10.02.2023			
Payment Date	14.02.2023			
Period No	27			
Monthly Period	Feb 2023			
Interest Period	from	16.01.2023	to	14.02.2023 = 29 days
Collection Period	from	01.01.2023	to	31.01.2023

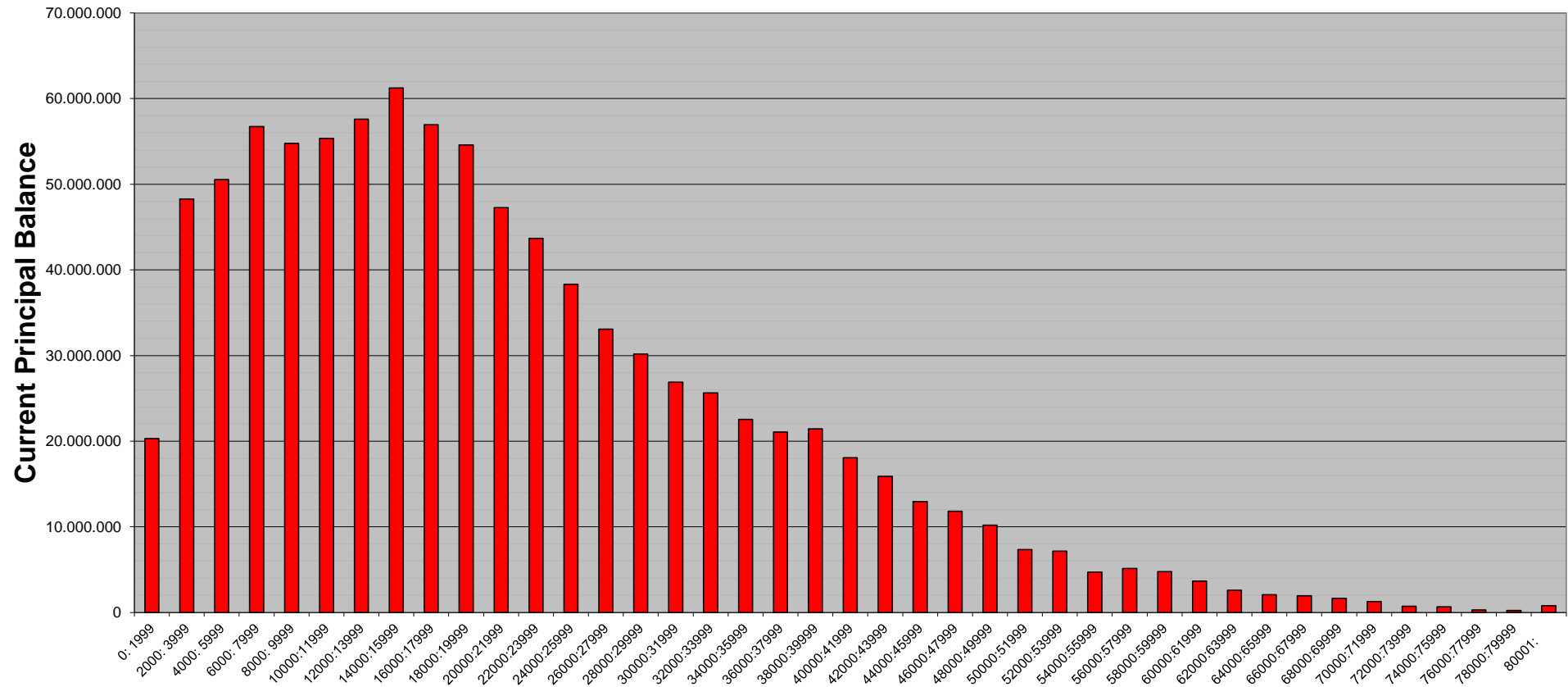
Current Principal Balance (Ranges in EUR)	Current Principal Balance in EUR	Percentage of Total Balance	Number of Loans	Percentage of Total Loans
0: 1999	20.314.105,04	2,16%	20.776	21,80%
2000: 3999	48.263.170,37	5,13%	16.495	17,31%
4000: 5999	50.558.049,51	5,38%	10.253	10,76%
6000: 7999	56.745.293,66	6,03%	8.149	8,55%
8000: 9999	54.779.593,24	5,83%	6.116	6,42%
10000:11999	55.358.973,53	5,89%	5.045	5,29%
12000:13999	57.588.687,57	6,12%	4.441	4,66%
14000:15999	61.229.243,65	6,51%	4.091	4,29%
16000:17999	56.938.186,17	6,05%	3.354	3,52%
18000:19999	54.589.554,80	5,80%	2.876	3,02%
20000:21999	47.272.326,61	5,03%	2.256	2,37%
22000:23999	43.679.241,53	4,64%	1.901	1,99%
24000:25999	38.305.063,03	4,07%	1.535	1,61%
26000:27999	33.089.355,71	3,52%	1.227	1,29%
28000:29999	30.170.061,22	3,21%	1.041	1,09%
30000:31999	26.889.497,67	2,86%	869	0,91%
32000:33999	25.621.592,32	2,72%	777	0,82%
34000:35999	22.538.616,50	2,40%	644	0,68%
36000:37999	21.067.845,50	2,24%	570	0,60%
38000:39999	21.440.283,95	2,28%	550	0,58%
40000:41999	18.058.489,46	1,92%	441	0,46%
42000:43999	15.901.449,65	1,69%	370	0,39%
44000:45999	12.956.283,76	1,38%	288	0,30%
46000:47999	11.827.318,85	1,26%	252	0,26%
48000:49999	10.178.014,80	1,08%	208	0,22%
50000:51999	7.344.833,62	0,78%	144	0,15%
52000:53999	7.153.078,13	0,76%	135	0,14%
54000:55999	4.719.827,12	0,50%	86	0,09%
56000:57999	5.123.086,89	0,54%	90	0,09%
58000:59999	4.768.755,71	0,51%	81	0,08%
60000:61999	3.666.161,90	0,39%	60	0,06%
62000:63999	2.582.201,83	0,27%	41	0,04%
64000:65999	2.081.287,37	0,22%	32	0,03%
66000:67999	1.940.472,94	0,21%	29	0,03%
68000:69999	1.652.022,43	0,18%	24	0,03%
70000:71999	1.280.564,14	0,14%	18	0,02%
72000:73999	729.074,62	0,08%	10	0,01%
74000:75999	671.169,05	0,07%	9	0,01%
76000:77999	307.933,86	0,03%	4	0,00%
78000:79999	237.205,30	0,03%	3	0,00%
80001:	778.599,92	0,08%	9	0,01%
Total	940.396.572,93	100,00%	95.300	100,00%

Statistics in EUR	
Average Amount	9.867,75

**SC Germany Consumer 2020-1
Monthly Investor Report**

7.1 Current PB (Graph)

Calculation Date	10.02.2023		
Payment Date	14.02.2023		
Period No	27		
Monthly Period	Feb 2023		
Interest Period	from	16.01.2023	to 14.02.2023 = 29 days
Collection Period	from	01.01.2023	to 31.01.2023



**SC Germany Consumer 2020-1
Monthly Investor Report**

8. Borrower Concentration



Calculation Date	10.02.2023					
Payment Date	14.02.2023					
Period No	27					
Monthly Period	Feb 2023					
Interest Period	from	16.01.2023	to	14.02.2023	=	29 days
Collection Period	from	01.01.2023	to	31.01.2023		

No	Current Principal Balance in EUR	Percentage of Total Balance	Number of Loans
1	98.172,21	0,0104%	1
2	92.011,37	0,0098%	1
3	87.604,82	0,0093%	1
4	87.326,50	0,0093%	1
5	86.940,45	0,0092%	1
6	83.614,07	0,0089%	1
7	82.672,16	0,0088%	1
8	80.254,40	0,0085%	1
9	80.003,94	0,0085%	1
10	79.588,65	0,0085%	1
11	78.834,39	0,0084%	1
12	78.782,26	0,0084%	1
13	77.821,56	0,0083%	1
14	76.909,30	0,0082%	1
15	76.899,28	0,0082%	2
16	76.833,37	0,0082%	1
17	76.369,63	0,0081%	1
18	76.086,91	0,0081%	2
19	75.384,32	0,0080%	1
20	75.140,84	0,0080%	1
21	75.003,08	0,0080%	1
22	74.804,95	0,0080%	1
23	74.531,19	0,0079%	1
24	74.148,17	0,0079%	1
25	74.069,68	0,0079%	1
	1.999.807,50	0,2127%	27

**SC Germany Consumer 2020-1
Monthly Investor Report**

9. Geographical Distribution



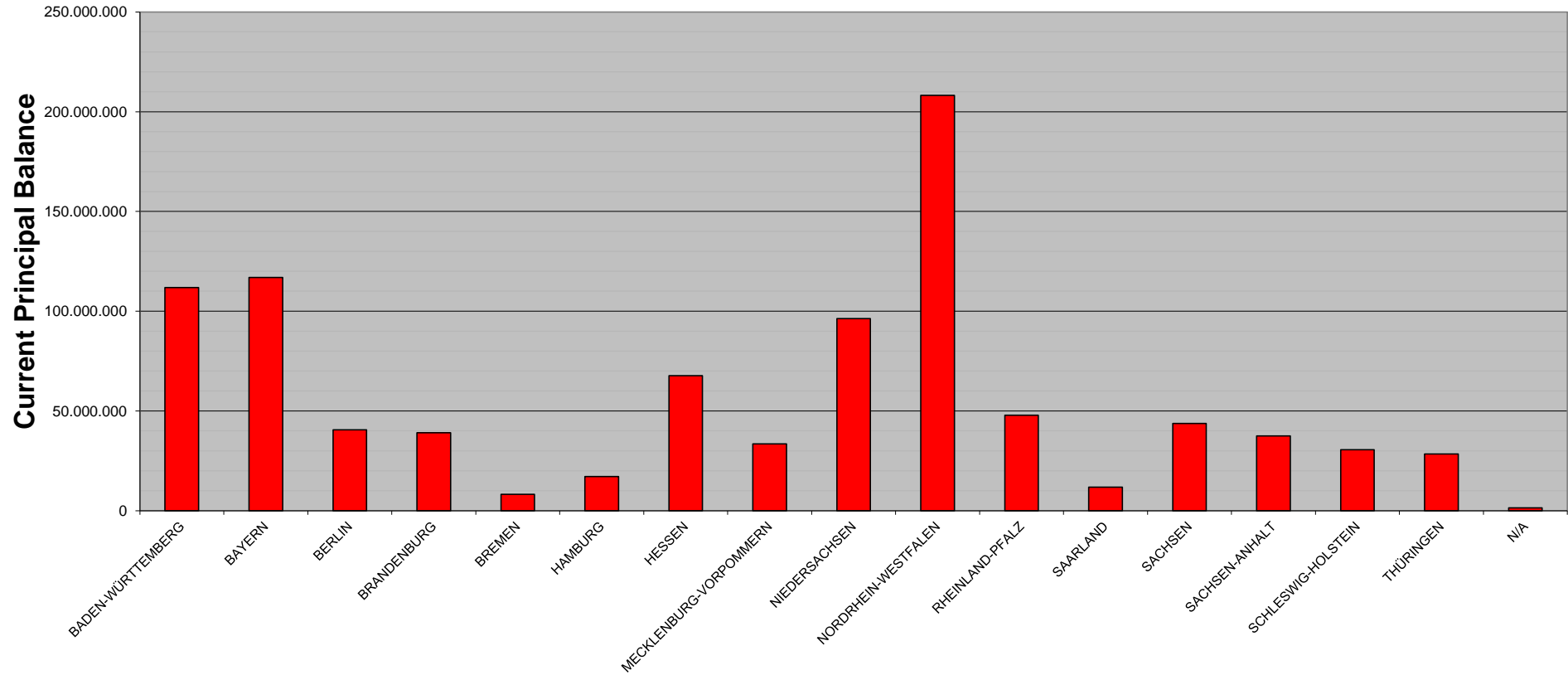
Calculation Date	10.02.2023	
Payment Date	14.02.2023	
Period No	27	
Monthly Period	Feb 2023	
Interest Period	from 16.01.2023	to 14.02.2023 = 29 days
Collection Period	from 01.01.2023	to 31.01.2023

<i>State</i>	<i>Current Principal Balance in EUR</i>	<i>Percentage of Total Balance</i>	<i>Number of Loans</i>	<i>Percentage of Total Loans</i>
BADEN-WÜRTTEMBERG	111.822.322,68	11,89%	10.666	11,19%
BAYERN	116.879.860,90	12,43%	11.787	12,37%
BERLIN	40.576.014,18	4,31%	4.111	4,31%
BRANDENBURG	39.081.630,40	4,16%	4.127	4,33%
BREMEN	8.137.534,02	0,87%	862	0,90%
HAMBURG	17.079.465,90	1,82%	1.773	1,86%
HESSEN	67.694.851,78	7,20%	6.731	7,06%
MECKLENBURG-VORPOMMERN	33.480.914,86	3,56%	3.399	3,57%
NIEDERSACHSEN	96.262.408,52	10,24%	9.865	10,35%
NORDRHEIN-WESTFALEN	208.132.706,76	22,13%	20.695	21,72%
RHEINLAND-PFALZ	47.824.938,86	5,09%	4.827	5,07%
SAARLAND	11.743.962,93	1,25%	1.242	1,30%
SACHSEN	43.759.937,45	4,65%	4.753	4,99%
SACHSEN-ANHALT	37.489.915,30	3,99%	3.910	4,10%
SCHLESWIG-HOLSTEIN	30.609.413,80	3,25%	3.351	3,52%
THÜRINGEN	28.371.742,38	3,02%	3.064	3,22%
N/A	1.448.952,21	0,15%	137	0,14%
Total	940.396.572,93	100,00%	95.300	100,00%

**SC Germany Consumer 2020-1
Monthly Investor Report**

9.1 Geographical Distribution (Graph)

Calculation Date	10.02.2023	
Payment Date	14.02.2023	
Period No	27	
Monthly Period	Feb 2023	
Interest Period	from 16.01.2023	to 14.02.2023 = 29 days
Collection Period	from 01.01.2023	to 31.01.2023



**SC Germany Consumer 2020-1
Monthly Investor Report**

10. Collateral



Calculation Date			10.02.2023		
Payment Date			14.02.2023		
Period No			27		
Monthly Period			Feb 2023		
Interest Period	from	16.01.2023	to	14.02.2023	= 29 days
Collection Period	from	01.01.2023	to	31.01.2023	

<i>Collateral</i>	<i>Current Principal Balance in EUR</i>	<i>Percentage of Total Balance</i>	<i>Number of Loans</i>	<i>Percentage of Total Loans</i>
secured	94.410.103,90	10,04%	4.758	4,99%
unsecured	845.986.469,03	89,96%	90.542	95,01%
Total	940.396.572,93	100,00%	95.300	100,00%

**SC Germany Consumer 2020-1
Monthly Investor Report**

11. Insurances



Calculation Date			10.02.2023		
Payment Date			14.02.2023		
Period No			27		
Monthly Period			Feb 2023		
Interest Period	from	16.01.2023	to	14.02.2023	= 29 days
Collection Period	from	01.01.2023	to	31.01.2023	

<i>Payment Protection Insurance</i>	<i>Current Principal Balance in EUR</i>	<i>Percentage of Total Balance</i>	<i>Number of Loans</i>	<i>Percentage of Total Loans</i>
No	333.878.105,25	35,50%	41.571	43,62%
Yes	606.518.467,68	64,50%	53.729	56,38%
Total	940.396.572,93	100,00%	95.300	100,00%

**SC Germany Consumer 2020-1
Monthly Investor Report**

12. Payment Methods



Calculation Date			10.02.2023		
Payment Date			14.02.2023		
Period No			27		
Monthly Period			Feb 2023		
Interest Period	from	16.01.2023	to	14.02.2023	= 29 days
Collection Period	from	01.01.2023	to	31.01.2023	

<i>Payment Method</i>	<i>Current Principal Balance in EUR</i>	<i>Percentage of Total Balance</i>	<i>Number of Loans</i>	<i>Percentage of Total Loans</i>
Direct Debit	906.671.342,92	96,41%	91.874	96,41%
Other	33.725.230,01	3,59%	3.426	3,59%
Total	940.396.572,93	100,00%	95.300	100,00%

<i>Cycle of Payment</i>	<i>Current Principal Balance in EUR</i>	<i>Percentage of Total Balance</i>	<i>Number of Loans</i>	<i>Percentage of Total Loans</i>
15th of month	254.458.920,04	27,06%	26.095	27,38%
1st of month	685.937.652,89	72,94%	69.205	72,62%
Total	940.396.572,93	100,00%	95.300	100,00%

**SC Germany Consumer 2020-1
Monthly Investor Report**

13. Effective Interest Rate



Calculation Date	10.02.2023	
Payment Date	14.02.2023	
Period No	27	
Monthly Period	Feb 2023	
Interest Period	from 16.01.2023	to 14.02.2023 = 29 days
Collection Period	from 01.01.2023	to 31.01.2023

Yield Range *	Current Principal Balance in EUR	Percentage of Total Balance	Number of Loans	Percentage of Total Loans
0: 0	66.783,71	0,01%	6	0,01%
1: 1	8.356.122,74	0,89%	2.418	2,54%
2: 2	56.741.272,07	6,03%	7.247	7,60%
3: 3	107.621.004,47	11,44%	13.078	13,72%
4: 4	195.342.267,13	20,77%	21.437	22,49%
5: 5	198.398.712,71	21,10%	17.174	18,02%
6: 6	199.884.217,01	21,26%	15.239	15,99%
7: 7	117.257.507,18	12,47%	12.943	13,58%
8: 8	39.895.454,72	4,24%	3.753	3,94%
9: 9	13.454.621,97	1,43%	1.533	1,61%
10:10	2.628.020,27	0,28%	365	0,38%
11:11	532.683,12	0,06%	75	0,08%
12:12	124.347,24	0,01%	23	0,02%
13:13	93.558,59	0,01%	9	0,01%
Total	940.396.572,93	100,00%	95.300	100,00%

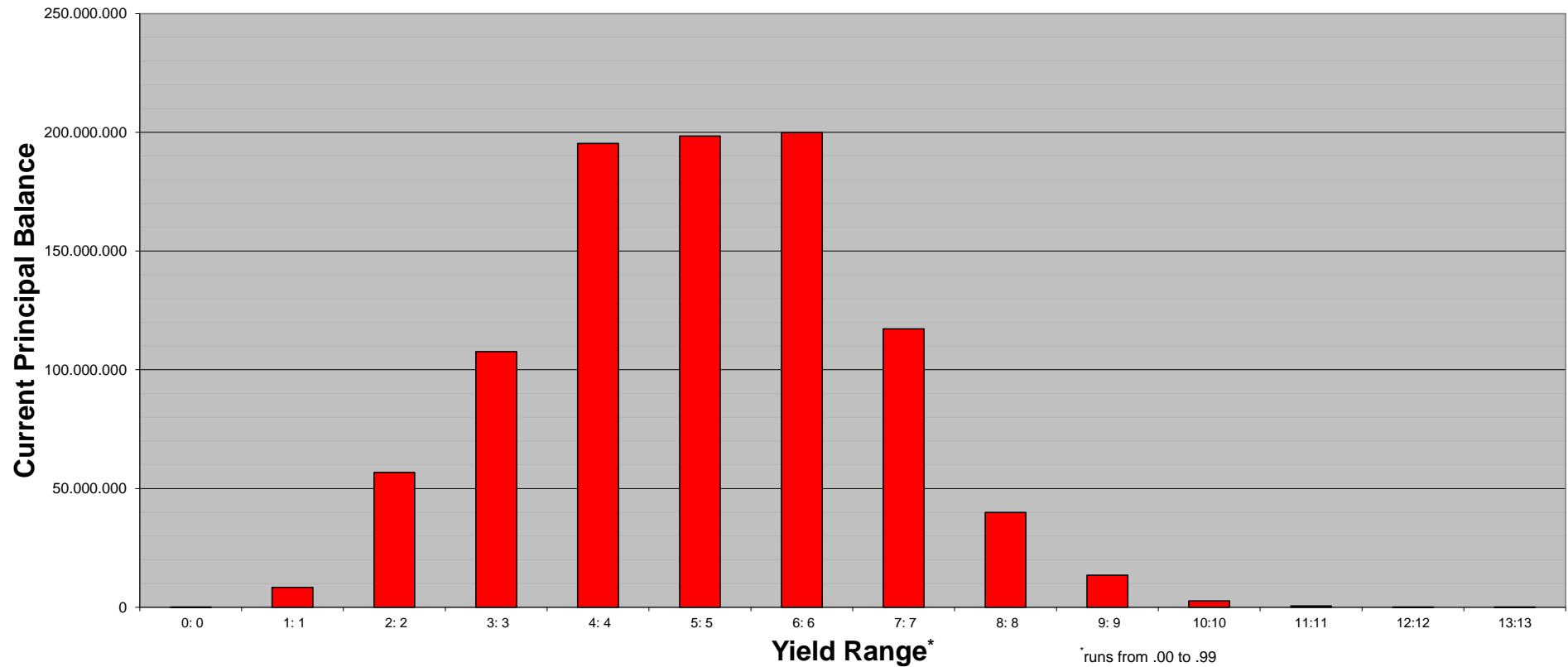
Statistics	in %
WA Interest	5,75%

* runs from .00 to .99

**SC Germany Consumer 2020-1
Monthly Investor Report**

13.1 Effective Interest Rate (Graph)

Calculation Date	10.02.2023	
Payment Date	14.02.2023	
Period No	27	
Monthly Period	Feb 2023	
Interest Period	from 16.01.2023	to 14.02.2023 = 29 days
Collection Period	from 01.01.2023	to 31.01.2023



**SC Germany Consumer 2020-1
Monthly Investor Report**

14. Seasoning



Calculation Date	10.02.2023			
Payment Date	14.02.2023			
Period No	27			
Monthly Period	Feb 2023			
Interest Period	from	16.01.2023	to	14.02.2023 = 29 days
Collection Period	from	01.01.2023	to	31.01.2023

<i>Seasoning in Months</i>	<i>Current Principal Balance in EUR</i>	<i>Percentage of Total Balance</i>	<i>Number of Loans</i>	<i>Percentage of Total Loans</i>
15:17	5.073.729,85	0,54%	480	0,50%
18:20	55.545.886,02	5,91%	4.432	4,65%
21:23	92.626.700,53	9,85%	7.515	7,89%
24:26	102.815.258,32	10,93%	8.863	9,30%
27:29	147.404.720,36	15,67%	13.847	14,53%
30:32	173.697.876,27	18,47%	17.633	18,50%
33:35	136.675.858,07	14,53%	15.335	16,09%
36:38	105.953.827,30	11,27%	12.771	13,40%
39:41	63.187.049,54	6,72%	6.845	7,18%
42:44	11.450.992,94	1,22%	1.221	1,28%
45:47	19.187.434,10	2,04%	2.278	2,39%
48:50	13.504.977,19	1,44%	1.802	1,89%
51:53	7.320.300,53	0,78%	995	1,04%
54:56	1.715.238,61	0,18%	330	0,35%
57:59	1.325.406,54	0,14%	298	0,31%
60:62	644.823,22	0,07%	162	0,17%
63:65	912.003,20	0,10%	156	0,16%
66:68	502.170,65	0,05%	97	0,10%
69:71	350.317,00	0,04%	84	0,09%
72:74	229.752,32	0,02%	58	0,06%
75:77	144.713,12	0,02%	44	0,05%
78:80	81.022,82	0,01%	29	0,03%
81:	46.514,43	0,00%	25	0,03%
Total	940.396.572,93	100,00%	95.300	100,00%

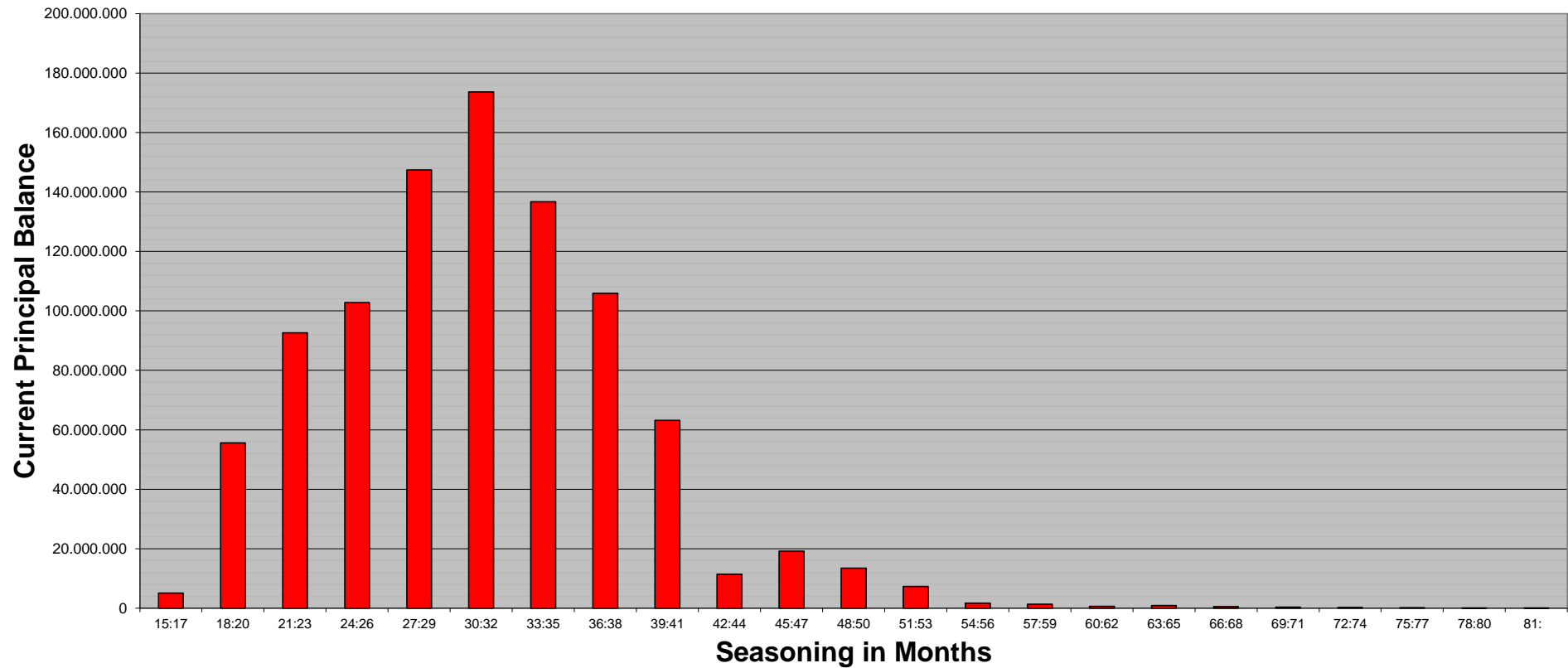
Statistics

WA Seasoning	30,95
--------------	-------

**SC Germany Consumer 2020-1
Monthly Investor Report**

14.1 Seasoning (Graph)

Calculation Date	10.02.2023	
Payment Date	14.02.2023	
Period No	27	
Monthly Period	Feb 2023	
Interest Period	from 16.01.2023	to 14.02.2023 = 29 days
Collection Period	from 01.01.2023	to 31.01.2023



**SC Germany Consumer 2020-1
Monthly Investor Report**

15. Remaining Term



Calculation Date	10.02.2023	
Payment Date	14.02.2023	
Period No	27	
Monthly Period	Feb 2023	
Interest Period	from 16.01.2023	to 14.02.2023 = 29 days
Collection Period	from 01.01.2023	to 31.01.2023

<i>Remaining Term in Months</i>	<i>Current Principal Balance in EUR</i>	<i>Percentage of Total Balance</i>	<i>Number of Loans</i>	<i>Percentage of Total Loans</i>
0: 6	3.561.259,03	0,38%	6.457	6,78%
7: 13	13.373.645,30	1,42%	7.241	7,60%
14: 20	24.082.957,60	2,56%	7.858	8,25%
21: 27	37.713.915,43	4,01%	8.108	8,51%
28: 34	48.627.144,79	5,17%	7.630	8,01%
35: 41	57.989.024,36	6,17%	6.841	7,18%
42: 48	73.815.930,75	7,85%	7.309	7,67%
49: 55	101.780.514,20	10,82%	9.237	9,69%
56: 62	160.404.654,76	17,06%	11.835	12,42%
63: 69	216.221.625,13	22,99%	13.018	13,66%
70: 76	150.236.265,00	15,98%	7.538	7,91%
77: 83	50.157.930,63	5,33%	2.138	2,24%
84: 90	1.751.192,11	0,19%	68	0,07%
91: 97	155.540,27	0,02%	6	0,01%
98:104	347.227,27	0,04%	9	0,01%
105:108	131.695,20	0,01%	5	0,01%
109:	46.051,10	0,00%	2	0,00%
Total	940.396.572,93	100,00%	95.300	100,00%

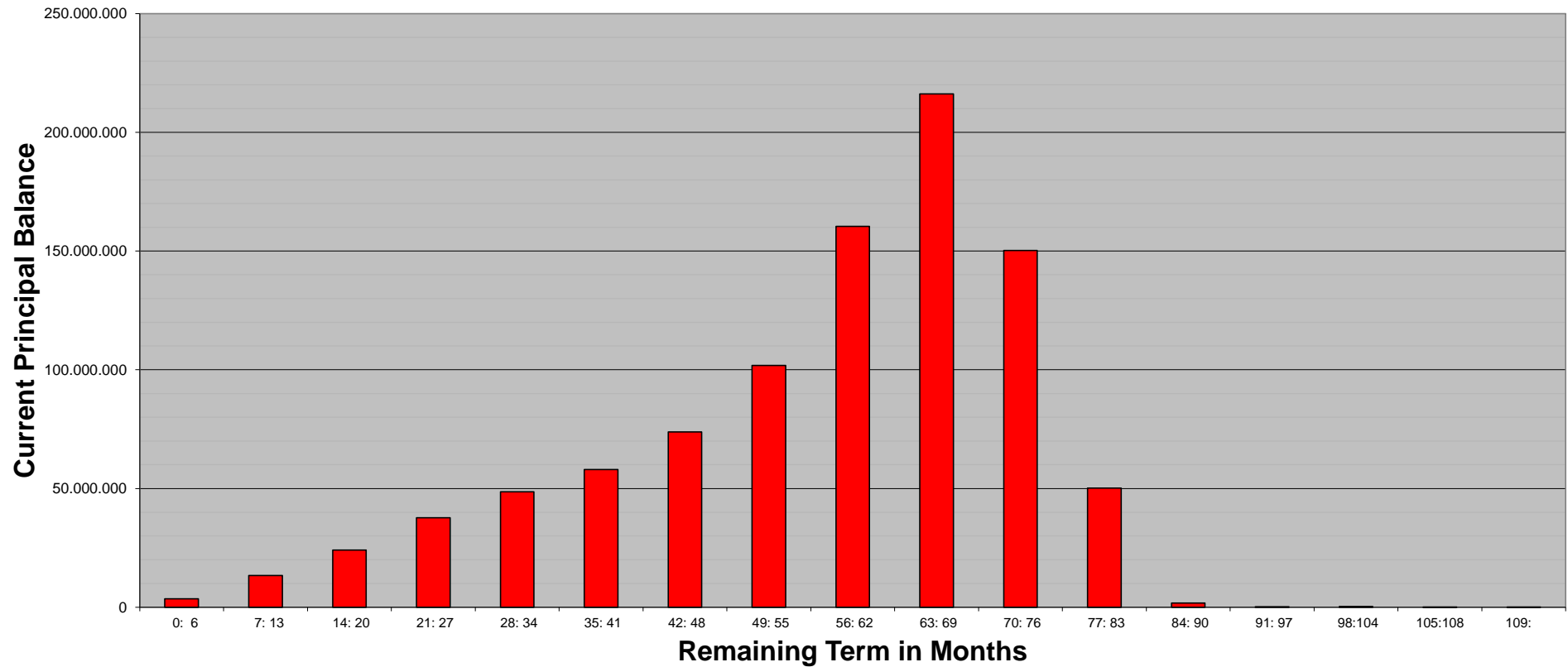
Statistics

WA Remaining Term	56,09
-------------------	-------

**SC Germany Consumer 2020-1
Monthly Investor Report**

15.1 Remaining Term (Graph)

Calculation Date	10.02.2023	
Payment Date	14.02.2023	
Period No	27	
Monthly Period	Feb 2023	
Interest Period	from 16.01.2023	to 14.02.2023 = 29 days
Collection Period	from 01.01.2023	to 31.01.2023



**SC Germany Consumer 2020-1
Monthly Investor Report**

16. Original Term



Calculation Date	10.02.2023	
Payment Date	14.02.2023	
Period No	27	
Monthly Period	Feb 2023	
Interest Period	from 16.01.2023	to 14.02.2023 = 29 days
Collection Period	from 01.01.2023	to 31.01.2023

<i>Original Term in Months</i>	<i>Current Principal Balance in EUR</i>	<i>Percentage of Total Balance</i>	<i>Number of Loans</i>	<i>Percentage of Total Loans</i>
0: 27	597.921,37	0,06%	1.205	1,26%
28: 34	749.279,75	0,08%	689	0,72%
35: 41	10.616.085,41	1,13%	8.238	8,64%
42: 48	5.298.920,32	0,56%	1.820	1,91%
49: 55	35.066.383,27	3,73%	11.418	11,98%
56: 62	64.144.430,06	6,82%	12.207	12,81%
63: 69	20.593.337,61	2,19%	2.517	2,64%
70: 76	78.483.432,28	8,35%	8.763	9,20%
77: 83	25.521.142,56	2,71%	1.892	1,99%
84: 90	176.939.214,32	18,82%	16.610	17,43%
91: 97	253.891.894,63	27,00%	15.514	16,28%
98:104	256.535.189,11	27,28%	13.952	14,64%
105:111	10.817.095,20	1,15%	430	0,45%
112:118	405.597,59	0,04%	20	0,02%
119:	736.649,45	0,08%	25	0,03%
Total	940.396.572,93	100,00%	95.300	100,00%

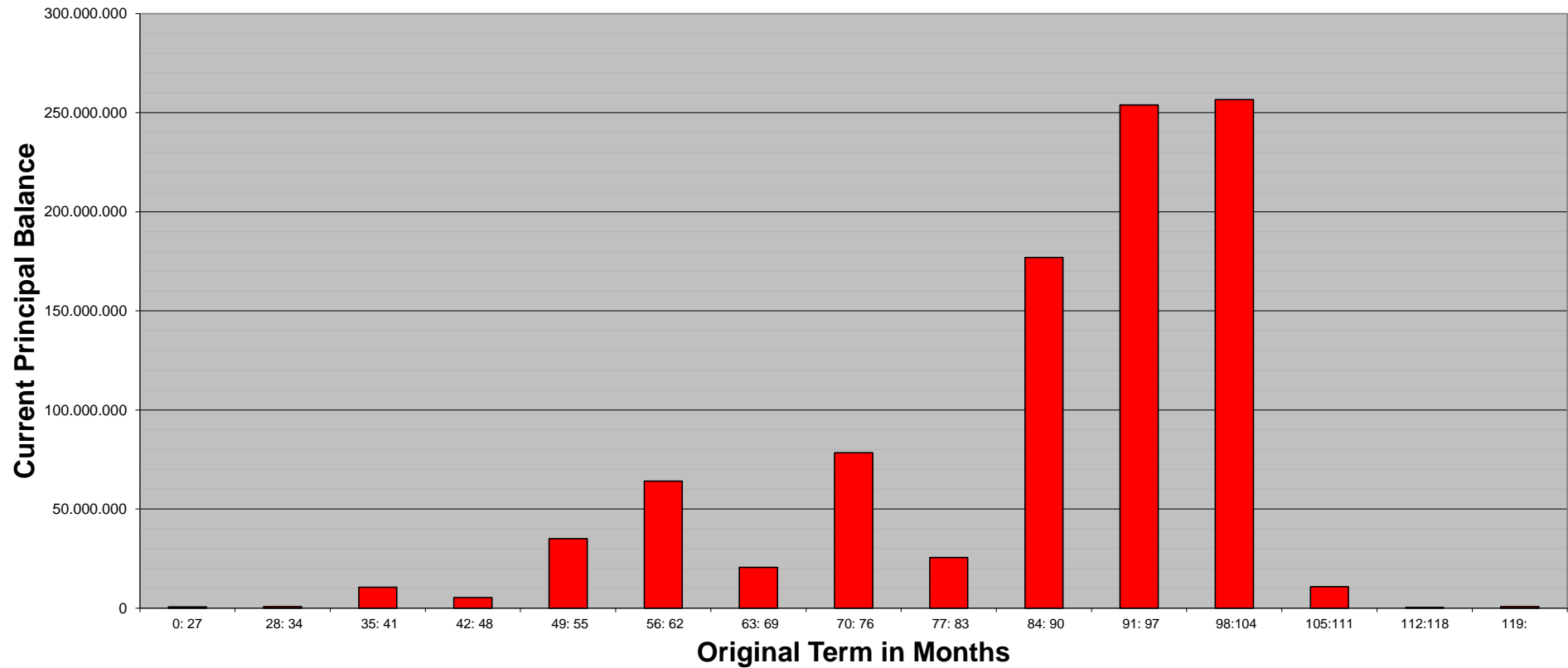
Statistics

WA Original Term	87,04
------------------	-------

**SC Germany Consumer 2020-1
Monthly Investor Report**

16.1 Original Term (Graph)

Calculation Date	10.02.2023	
Payment Date	14.02.2023	
Period No	27	
Monthly Period	Feb 2023	
Interest Period	from 16.01.2023	to 14.02.2023 = 29 days
Collection Period	from 01.01.2023	to 31.01.2023



**SC Germany Consumer 2020-1
Monthly Investor Report**

17. Loan Concentration

Calculation Date			10.02.2023			
Payment Date			14.02.2023			
Period No			27			
Monthly Period			Feb 2023			
Interest Period	from	16.01.2023	to	14.02.2023	=	29 days
Collection Period	from	01.01.2023	to	31.01.2023		



<i>Loan Concentration</i>	<i>Current Principal Balance in EUR</i>	<i>Percentage of Total Balance</i>	<i>Number of Loans</i>	<i>Percentage of Total Loans</i>	<i>Number of Debtors</i>	<i>Percentage of Total Debtors</i>
1: 1	909.437.605,09	96,71%	88.659	93,03%	88.659	97,02%
2: 2	25.586.452,69	2,72%	4.370	4,59%	2.185	2,39%
3: 3	2.647.971,72	0,28%	864	0,91%	288	0,32%
4: 4	1.227.840,69	0,13%	472	0,50%	118	0,13%
5: 5	472.458,00	0,05%	240	0,25%	48	0,05%
6: 6	278.689,55	0,03%	174	0,18%	29	0,03%
7:	745.555,19	0,08%	521	0,55%	54	0,06%
Total	940.396.572,93	100,00%	95.300	100,00%	91.381	100,00%

**SC Germany Consumer 2020-1
Monthly Investor Report**

18. Amortisation Profile



Calculation Date	10.02.2023				
Payment Date	14.02.2023				
Period No	27				
Monthly Period	Feb 2023				
Interest Period	from	16.01.2023	to	14.02.2023	= 29 days
Collection Period	from	01.01.2023	to	31.01.2023	

Amortisation profile

Collection Period	Outstanding Volume	Collection Period	Outstanding Volume
1	940.396.572,93 €	51	166.295.427,55 €
2	921.994.699,55 €	52	155.283.121,61 €
3	903.384.053,87 €	53	144.559.511,10 €
4	884.894.858,77 €	54	134.122.899,56 €
5	866.519.492,61 €	55	123.936.349,50 €
6	848.231.961,04 €	56	113.994.799,38 €
7	830.019.665,27 €	57	104.333.274,97 €
8	811.891.681,24 €	58	94.938.738,07 €
9	793.857.678,11 €	59	85.787.414,76 €
10	775.907.517,48 €	60	77.112.980,56 €
11	758.029.834,29 €	61	68.938.329,59 €
12	740.292.860,29 €	62	61.211.686,77 €
13	722.709.912,69 €	63	53.854.748,36 €
14	705.247.474,09 €	64	47.011.668,76 €
15	687.886.373,20 €	65	40.729.418,99 €
16	670.688.288,48 €	66	34.912.385,86 €
17	653.629.651,22 €	67	29.533.319,45 €
18	636.695.578,57 €	68	24.692.608,73 €
19	619.859.441,37 €	69	20.420.117,73 €
20	603.159.745,83 €	70	16.762.270,79 €
21	586.585.028,69 €	71	13.581.910,59 €
22	570.143.778,63 €	72	10.836.318,78 €
23	553.796.409,67 €	73	8.510.268,91 €
24	537.633.180,50 €	74	6.512.410,24 €
25	521.650.230,45 €	75	4.779.829,55 €
26	505.826.342,21 €	76	3.381.763,01 €
27	490.139.970,10 €	77	2.318.165,05 €
28	474.636.345,38 €	78	1.528.299,88 €
29	459.317.879,54 €	79	982.180,85 €
30	444.180.600,95 €	80	632.091,61 €
31	429.200.486,62 €	81	429.050,97 €
32	414.396.666,55 €	82	324.568,07 €
33	399.771.736,63 €	83	246.864,26 €
34	385.314.825,61 €	84	196.798,74 €
35	370.990.406,18 €	85	163.108,17 €
36	356.864.501,38 €	86	141.920,01 €
37	342.927.905,87 €	87	128.653,24 €
38	329.167.335,35 €	88	117.501,51 €
39	315.565.736,53 €	89	108.458,42 €
40	302.160.572,07 €	90	99.730,57 €
41	288.933.851,38 €	91	91.549,18 €
42	275.870.040,61 €	92	83.324,55 €
43	262.961.600,21 €	93	75.354,91 €
44	250.219.592,94 €	94	67.342,67 €
45	237.634.168,85 €	95	59.680,53 €
46	225.216.865,69 €	96	51.977,60 €
47	212.923.333,56 €	97	44.434,62 €
48	200.873.913,36 €	98	38.050,75 €
49	189.117.556,20 €	99	31.633,07 €
50	177.607.115,01 €	100	26.337,50 €

**SC Germany Consumer 2020-1
Monthly Investor Report**

Calculation Date	10.02.2023				
Payment Date	14.02.2023				
Period No	27				
Monthly Period	Feb 2023				
Interest Period	from	16.01.2023	to	14.02.2023	= 29 days
Collection Period	from	01.01.2023	to	31.01.2023	

19. Priority of Payments + Transaction Costs



Pre-Enforcement Available Interest Amount

Interest Collections	+ 4.446.583,86 €
Other Interest Payments by the Seller to the Issuer	+ - €
Recoveries	+ 161.908,40 €
Interest on Transaction and Purchase Shortfall Account	+ - €
After the Commingling Reserve related to interest payments after such event	+ - €
Amounts on the Liquidity Reserve Account	+ 6.000.000,00 €
Amounts received by the Interest Rate Swap counterparty	+ 1.882.738,23 €
Principal Amount borrowed to cover interest shortfall (Senior Expense Deficit)	+ - €
Other Amounts paid to the Issuer	+ - €
Available Interest Amount	= 12.491.230,49 €

Pre-Enforcement Available Principal Amount

Principal Collections (including Deemed Collections)	+ 36.487.881,54 €
other principal amount paid by the Seller to the Issuer	+ - €
Final Repurchase Price	+ - €
Amounts standing to the credit of the Commingling Reserve Account	+ - €
Amounts standing to the credit of the Set-Off Reserve Account	+ - €
Purchase Shortfall Amount	+ 56,11 €
Mezzanine Loan Disbursement Amount paid by the Originator to the Issuer	+ - €
Principal Deficiency Sub-Ledger	+ 2.624.041,82 €
Rounding Differences from previous period	+ - €
Available Principal Amount	= 39.111.979,47 €

Pre-Enforcement Interest Priority of Payments

Available Interest Amount	12.491.230,49 €
Senior Expenses and Taxes	- 8.613,98 €
Swap Interest Payment other than subordinated Payments	- - €
Interest on Class A Notes	- 1.549.813,50 €
Interest on Class B (if Most Senior Note or Class B PDL < 25%)	- 124.645,50 €
Interest on Class C (if Most Senior Note or Class C PDL < 25%)	- 170.305,20 €
Interest on Class D (if Most Senior Note or Class D PDL < 25%)	- 153.843,30 €
Interest on Class E (if Most Senior Note or Class E PDL < 25%)	- 135.064,80 €
Interest on Class F (if Most Senior Note or Class F PDL < 25%)	- 139.639,50 €
Required Liquidity Reserve Amount Replenishment	- 6.000.000,00 €
Liquidity Reserve Reduction Amount	- - €
Crediting the PDLs until cleared	- 2.624.041,82 €
Interest Class B (if not paid above)	- - €
Interest Class C (if not paid above)	- - €
Interest Class D (if not paid above)	- - €
Interest Class E (if not paid above)	- - €
Interest Class F (if not paid above)	- - €
Interest Class G	- 61.807,05 €
Mezzanine Loan Interest	- - €
Subordinated Swap Amounts (if applicable)	- - €
Fees for Commingling Reserve Account and Set-Off Reserve Account	- - €
Interest on Liquidity Reserve Loan	- - €
Principal on Liquidity Reserve Loan	- - €
Target Amortisation of Class G (including previously accrued)	- 1.125.000,90 €
Remaining Amount to the Seller	= 398.454,94 €

Pre-Enforcement Principal Priority of Payments

Available Principal Amount	39.111.979,47 €
Senior Expense Deficit	- - €
Net Note Available Principal Proceeds	= 39.111.979,47 €
Replenishment	- - €
Purchase Shortfall Amount	- 53,97 €
Prior to Sequential Payment Trigger Event: Class A Pro Rata- Principal Payment Amount	- 30.609.333,00 €
Prior to Sequential Payment Trigger Event: Class B Pro Rata- Principal Payment Amount	- 2.100.640,50 €
Prior to Sequential Payment Trigger Event: Class C Pro Rata- Principal Payment Amount	- 2.400.732,00 €
Prior to Sequential Payment Trigger Event: Class D Pro Rata- Principal Payment Amount	- 1.800.549,00 €
Prior to Sequential Payment Trigger Event: Class E Pro Rata- Principal Payment Amount	- 1.200.366,00 €
Prior to Sequential Payment Trigger Event: Class F Pro Rata- Principal Payment Amount	- 1.000.305,00 €
On or after to Sequential Payment Trigger Event: Redemption Class A	- - €
Full Redemption Class B - G (after Regulatory Change Event)	- - €
On or after to Sequential Payment Trigger Event: Redemption Class B	- - €
On or after to Sequential Payment Trigger Event: Redemption Class C	- - €
On or after to Sequential Payment Trigger Event: Redemption Class D	- - €
On or after to Sequential Payment Trigger Event: Redemption Class E	- - €
On or after to Sequential Payment Trigger Event: Redemption Class F	- - €
Redemption Class G Notes	- - €
Mezzanine Loan Principal	- - €
Transaction Account Remaining Amount	- - €

Transaction Costs

	All notes	Class A	Class B	Class C	Class D	Class E	Class F	Class G	Liquidity Reserve Loan
Senior Expenses	8.613,98 €								
Interest accrued for the Period	2.335.118,85 €	1.549.813,50 €	124.645,50 €	170.305,20 €	153.843,30 €	135.064,80 €	139.639,50 €	61.807,05 €	- €
Cumulative Interest accrued	30.303.049,91 €	10.432.702,80 €	1.538.979,75 €	3.012.919,20 €	3.435.412,50 €	3.753.383,40 €	4.347.085,50 €	3.778.905,15 €	3.661,61 €
Interest Payments	2.335.118,85 €	1.549.813,50 €	124.645,50 €	170.305,20 €	153.843,30 €	135.064,80 €	139.639,50 €	61.807,05 €	- €
Cumulative Interest Payments	30.303.049,91 €	10.432.702,80 €	1.538.979,75 €	3.012.919,20 €	3.435.412,50 €	3.753.383,40 €	4.347.085,50 €	3.778.905,15 €	3.661,61 €
Unpaid Interest for the Period	- €	- €	- €	- €	- €	- €	- €	- €	- €
Cumulative Unpaid Interest	- €	- €	- €	- €	- €	- €	- €	- €	- €
Liquidity Reserve Loan only: Outstanding Amount	- €	- €	- €	- €	- €	- €	- €	- €	- €

**SC Germany Consumer 2020-1
Monthly Investor Report**

20. Retention



For the purposes of compliance with the requirements of Article 6(3)(c) of the Securitisation Regulation, the Seller will retain, in its capacity as originator within the meaning of the Securitisation Regulation, on an ongoing basis for the life of the transaction, such net economic interest through an interest in randomly selected exposures.

Amount of randomly Selected Exposures

45.686.526,33 €

Calculation Date	10.02.2023	
Payment Date	14.02.2023	
Period No	27	
Monthly Period	Feb 2023	
Interest Period	from 16.01.2023	to 14.02.2023 = 29 days
Collection Period	from 01.01.2023	to 31.01.2023

**SC Germany Consumer 2020-1
Monthly Investor Report**

21. Counterparties



Reporting Date	10.02.2023				
Payment Date	14.02.2023				
Period No	27				
Monthly Period	Feb 2023				
Interest Period	from	16.01.2023	to	14.02.2023	= 29 days
Collection Period	from	01.01.2023	to	31.01.2023	

Joint Lead Managers:

Banco Santander S.A.
Paseo de Parede 9-12
39004 Santander
Spain

Société Générale S.A.
29 Boulevard Haussmann
75009 Paris
France

Merrill Lynch International
2 King Edward Street
London EC1A 1 HQ
United Kingdom

Luxembourg Listing Agent and Local Agent:

Banque Internationale à Luxembourg S.A.
69, Route d'Esch
L-2953 Luxembourg

**Principal Paying Agent,
Account Bank and Interest Determination Agent:**

Elavon Financial Services DAC
Block E, Cherrywood Business Park
Loughlinstown, Dublin
Republic of Ireland

E-mail: mbs.erg.london@usbank.com

Cash Administrator and Calculation Agent:

U.S. Bank Global Corporate Trust Limited
125 Old Broad Street
London, EC2N 1AR
United Kingdom

Transaction Security Trustee:

Circumference FS (Netherlands) B.V.
Barbara Strozziilaan 101
1083HN Amsterdam
the Netherlands

Data Trustee:

Circumference FS (UK) Limited
14 Devonshire Square
EC2M 4YT London
United Kingdom

Interest Swap Counterparty:

DZ BANK AG
Platz der Republik
60265 Frankfurt am Main
Germany

Fitch			Moody's			Counterparty status
Long Term	Short Term	Outlook	Long Term	Short Term	Outlook	
A-	F2	STABLE	(P)A2	P-1	STABLE	performing
A-	F1	STABLE	A1	P-1	STABLE	performing
AA	F1+	STABLE	-	-	-	performing
-	-	-	A2	P-1	STABLE	performing
AA-	F1+	STABLE	-	P-1	NEG	performing
-	-	-	-	-	-	performing
-	-	-	-	-	-	performing
-	-	-	-	-	-	performing
AA-	F1+	STABLE	Aa2	P-1	STABLE	performing

Rating Agencies:

Fitch Ratings Ireland Limited
39/40 Mount Street Upper
Dublin 2, D02PR89
Ireland

Moody's Investors Service España, S.A.
Calle Principe De Vergara
131 6 Planta
Madrid, 28002
Spain

Ratings as of 31.01.2023, data source: Bloomberg

SC Germany Consumer 2020-1 Monthly Investor Report

22. Issuer Information



Reporting Date		10.02.2023				
Payment Date		14.02.2023				
Period No		27				
Monthly Period		Feb 2023				
Interest Period	from	16.01.2023	to	14.02.2023	=	29 days
Collection Period	from	01.01.2023	to	31.01.2023		

Deal Name:

SC Germany Consumer 2020-1

Issuer:

SC GERMANY S.A., COMPARTMENT CONSUMER 2020-1

The Managing Directors
22-24 Boulevard Royal
L-2449 Luxembourg,
Grand Duchy of Luxembourg

LEI:

54930010DV9V1WKUO071

Seller of the Receivables:

Santander Consumer Bank AG

Servicer Name:

Santander Consumer Bank AG

Reporting Entity:

Santander Consumer Bank AG

Capital Markets
Santander-Platz 1
41061 Mönchengladbach
Germany
eMail abs_ger@santander.de
fax +49 (0) 2161 690 7077

SPV-Administrator:

Circumference FS (Luxembourg) S.A.

22-24 Boulevard Royal
L-2449 Luxembourg,
Grand Duchy of Luxembourg

**SC Germany Consumer 2020-1
Monthly Investor Report**

23. Swap Counterparty Data



Reporting Date	10.02.2023				
Payment Date	14.02.2023				
Period No	27				
Monthly Period	Feb 2023				
Interest Period	from	16.01.2023	to	14.02.2023	= 29 days
Collection Period	from	01.01.2023	to	31.01.2023	

Swap Counterparty

Swap Counterparty DZ Bank AG
Swap Rating Trigger Breach no

Rating Trigger & Current Ratings	Consequenses	Fitch			Moody's			Trigger breach
		Long Term or Derivative Counterparty Rating	Short Term	Outlook	Long Term (CRA)	Short Term	Outlook	
1st Rating Trigger	Collateral, Guarantee or Replacement	A	F1		A3			no
2nd Rating Trigger	Replacement	BBB-	F3		Baa1			no
Current Counterparty Ratings		AA(dcr)	F1+	STABLE	Aa2(cr)	P-1	STABLE	

Current Swap Data

Swap Type Fixed Floating Interest Rate Swap
Notional Amount 1.759.500.000,00
Fixed Rate -0,5710%
Floating Rate (Euribor) 1,9180%
Net Swap Payments -1.882.738,23
Notional Amount next period 899.896.626,90

Swap Counterparty Details

DZ Bank AG
Kapitalmärkte Handel / ABS-Emissionen
Platz der Republik
60265 Frankfurt am Main
Germany
Phone +49 69 7447 4341
Email: Tom.Oelrich@dzbank.de

Counterparty Replacement

Old Counterparty DZ Bank AG
Current Counterparty DZ Bank AG

Swap Collateral

Beginning of Period - €
Cash Outflow - €
Cash Inflow - €
End of Period - €

Ratings as of 31.01.2023, data source: Bloomberg

In case of Fitch, only one required rating must be held

**SC Germany Consumer 2020-1
Monthly Investor Report**

24. Santander Consumer Bank



Contact Details

Team Securitization

Stefan Zilligen +49-2161-690-6069
Christina Opwis +49-2161-690-7086
Team ABS

stefan.zilligen@santander.de
christina.opwis@santander.de
abs_ger@santander.de

Reporting Date	10.02.2023				
Payment Date	14.02.2023				
Period No	27				
Monthly Period	Feb 2023				
Interest Period	from	16.01.2023	to	14.02.2023	= 29 days
Collection Period	from	01.01.2023	to	31.01.2023	

Ratings Santander

Banco Santander S.A.

Santander Consumer Finance S.A.

Santander Consumer Bank AG

Fitch			Moody's		
Long Term	Short Term	Outlook	Long Term	Short Term	Outlook
A	F1	STABLE	A3(cr)	P-2(cr)	STABLE
A	F1	STABLE	A3(cr)	P-2(cr)	STABLE
A-	F2	STABLE	A1(cr)	P-1(cr)	STABLE

Ratings as of 31.01.2023, data source: Bloomberg

**SC Germany Consumer 2020-1
Monthly Investor Report**

25. Glossary



Reporting Date		10.02.2023				
Payment Date		14.02.2023				
Period No		Jan 1900				
Monthly Period		Feb 2023				
Interest Period	from	16.01.2023	to	14.02.2023	=	29 days
Collection Period	from	01.01.2023	to	31.01.2023		

Aggregate Outstanding Principal Amount:

Shall mean in respect of all Purchased Receivables at any time, the aggregate of the Outstanding Principal Amounts of all Purchased Receivables which, as of such time, are not defaulted receivables.

Defaulted Contracts/Defaults:

Shall mean as of any date, any purchased receivable which has been declared due and payable in full in accordance to the Credit and Collection Policy which in principal is between 120 and 180 calendar days after the due date.

Delinquent Receivable:

Shall mean as of any date, any purchased receivable which is more than 30 days overdue and not a defaulted contract.

Excess Spread:

Excess Spread equals WA Portfolio Yield minus Fixed Swap Rate minus WA Notes Margin

Legal Maturity:

Final Payment date on which each Class A Note will be redeemed in full.

Expected Maturity:

Maturity date of the notes under the assumption of inter alia (a) a 27% constant prepayment rate, (b) an exercised Clean-Up Call at 10%,

Payment Protection Insurance:

Insurance, composed of life insurance and/or accident insurance and/or temporary disability insurance and/or unemployment insurance, which covers the risk that a Debtor in its capacity as insured person is unable to pay the Loan Instalments owed by such Debtor life insurance

Recoveries:

Any amount received on defaulted contracts

Set-Off Reserves (X/Y):

Protection against set-off risks due to (X) capitalized service fees (e.g. Payment Protection Insurance, Gap Insurance, Repair Cost Insurance) and (Y) deposits