

SC Germany Auto 2019-1 Monthly Investor Report



**SC Germany Auto 2019-1
Monthly Investor Report**

Cover Sheet Monthly Investor Report



Calculation Date	10.11.2023				
Payment Date	13.11.2023				
Period No	48				
Monthly Period	Nov 2023				
Interest Period	from	13.10.2023	to	13.11.2023	= 31 days
Collection Period	from	01.10.2023	to	31.10.2023	

Index	Page
1. Portfolio Information	1
2. Reserve Accounts	2
3. Delinquency Data	3
4. Default Data	4
4.1 Default Data per Quarter	5
5. Concentration Limits	6
6. Outstanding Notes	7
7. Original Principal Balance	8
7.1 Original PB (Graph)	9
8. Current Principal Balance	10
8.1 Current PB (Graph)	11
9. Borrower Concentration	12
10. Geographical Distribution	13
10.1 Geographical Distribution (Graph)	14
11. Object/Vehicle Type	15
12. Insurances	16
13. Type of Contract	17
14. Payment Methods	18
15. Downpayment	19
16. Effective Interest Rate	20
16.1 Effective Interest Rate (Graph)	21
17. Seasoning	22
17.1 Seasoning (Graph)	23
18. Remaining Term	24
18.1 Remaining Term (Graph)	25
19. Original Term	26
19.1 Original Term (Graph)	27
20. Manufacturer Brands & Fueltype	28
21. Amortisation Profile	29
22. Priority of Payments + Transaction Costs	30
23. Swap Counterparty	31
24. Retention	32
25. Counterparties	33
26. Issuer Information	34
27. Santander Consumer Bank	35
28. Glossary	36

**SC Germany Auto 2019-1
Monthly Investor Report**

1. Portfolio Information



Calculation Date	10.11.2023	
Payment Date	13.11.2023	
Period No	48	
Monthly Period	Nov 2023	
Interest Period	from 13.10.2023	to 13.11.2023 = 31 days
Collection Period	from 01.10.2023	to 31.10.2023

Outstanding Receivables	No. of Contracts	current period	previous period
		Aggregate Outstanding Principal Amount	Aggregate Outstanding Principal Amount
Beginning of Period	17.629	140.671.438,31 €	148.461.215,47 €
Scheduled Principal Payments		4.779.363,63 €	5.773.245,08 €
Prepayment Principal		2.076.309,78 €	1.891.111,24 €
Others		21.388,90 €	23.535,63 €
Total Principal Collections		6.877.062,31 €	7.687.891,95 €
Total Interest Collections		488.800,88 €	508.990,88 €
Defaults		21.138,78 €	101.885,21 €
Replenishment Amount		- €	- €
End of Period		133.773.237,22 €	140.671.438,31 €
Purchase Shortfall Amount		11,78 €	16,69 €
Total Assets (End of Period)	17.101	133.773.249,00 €	140.671.455,00 €
Current Prepayment Rate (annualised)		16,34%	

**SC Germany Auto 2019-1
Monthly Investor Report**

2. Reserve Accounts



Reporting Date	10.11.2023			
Payment Date	13.11.2023			
Period No	48			
Monthly Period	Nov 2023			
Interest Period from	13.10.2023	to	13.11.2023	= 31 days
Collection Period from	01.10.2023	to	31.10.2023	

Reserve Accounts

Reserve Account	in %		Trigger Event y/n
Beginning of Period	0,71%	1.000.000,00 €	
Cash Outflow		0,00 €	
Cash Inflow		0,00 €	
End of Period	0,75%	1.000.000,00 €	
Required Reserve Fund	0,75%	1.000.000,00 €	
Commingling Reserve			
	in %		
Beginning of Period			no
Cash Outflow			no
Cash Inflow			no
End of Period			no
Required Commingling Reserve Fund			no
Set-Off Reserve			
	in %		
Beginning of Period			no
Cash Outflow			no
Cash Inflow			no
End of Period			no
Required Set-Off Reserve (X) Fund			no

SC Germany Auto 2019-1
Monthly Investor Report

3. Delinquency Data



Reporting Date	10.11.2023		
Payment Date	13.11.2023		
Period No	48		
Monthly Period	Nov 2023		
Interest Period	from	13.10.2023	to 13.11.2023 = 31 days
Collection Period	from	01.10.2023	to 31.10.2023

Delinquency Data and Ratios

Collection Period	Outstanding EOP	Days past due				not delinquent	Days past due			
		1-30	31-60	61-90	>90		1-30	31-60	61-90	>90
1	599.999.999,69 €	0,00 €	0,00 €	0,00 €	0,00 €	100,00%	0,00%	0,00%	0,00%	0,00%
2	599.999.998,97 €	762.666,96 €	258.599,49 €	38.608,75 €	0,00 €	99,82%	0,13%	0,04%	0,01%	0,00%
3	599.999.999,16 €	469.335,93 €	397.411,14 €	156.319,12 €	28.835,09 €	99,82%	0,08%	0,07%	0,03%	0,00%
4	599.999.999,21 €	973.549,69 €	454.697,20 €	34.005,37 €	291.483,09 €	99,71%	0,16%	0,08%	0,01%	0,05%
5	599.999.999,14 €	793.246,10 €	688.512,37 €	239.674,18 €	233.287,16 €	99,67%	0,13%	0,11%	0,04%	0,04%
6	599.999.999,29 €	1.102.491,40 €	634.108,00 €	283.372,90 €	342.080,71 €	99,61%	0,18%	0,11%	0,05%	0,06%
7	599.999.999,31 €	1.237.661,88 €	671.825,09 €	260.923,75 €	420.482,25 €	99,57%	0,21%	0,11%	0,04%	0,07%
8	599.999.999,63 €	801.693,41 €	813.123,27 €	218.595,04 €	452.063,61 €	99,62%	0,13%	0,14%	0,04%	0,08%
9	599.999.999,19 €	710.725,96 €	712.880,41 €	324.115,76 €	532.711,19 €	99,62%	0,12%	0,12%	0,05%	0,09%
10	599.999.999,64 €	1.540.584,87 €	569.801,42 €	334.832,38 €	558.299,65 €	99,50%	0,26%	0,09%	0,06%	0,09%
11	599.999.999,33 €	1.318.062,67 €	1.110.917,49 €	217.449,39 €	617.045,73 €	99,46%	0,22%	0,19%	0,04%	0,10%
12	599.999.998,90 €	1.458.107,19 €	984.726,32 €	295.392,56 €	811.023,87 €	99,41%	0,24%	0,16%	0,05%	0,14%
13	583.127.615,69 €	1.196.751,68 €	931.413,09 €	308.155,90 €	942.264,93 €	99,42%	0,21%	0,16%	0,05%	0,16%
14	566.919.234,58 €	1.362.303,34 €	897.339,09 €	400.812,18 €	952.028,31 €	99,36%	0,24%	0,16%	0,07%	0,17%
15	550.788.256,73 €	1.265.266,45 €	1.010.001,07 €	520.004,61 €	993.538,18 €	99,31%	0,23%	0,18%	0,09%	0,18%
16	533.963.845,00 €	1.694.049,34 €	838.102,31 €	483.842,13 €	1.148.171,58 €	99,22%	0,32%	0,16%	0,09%	0,22%
17	515.402.966,02 €	982.807,47 €	904.137,57 €	506.308,39 €	929.696,64 €	99,36%	0,19%	0,18%	0,10%	0,18%
18	498.761.900,41 €	828.444,04 €	715.684,68 €	502.890,97 €	737.520,07 €	99,44%	0,17%	0,14%	0,10%	0,15%
19	482.013.667,43 €	873.465,93 €	665.004,32 €	320.030,13 €	681.549,40 €	99,47%	0,18%	0,14%	0,07%	0,14%
20	465.254.051,33 €	1.158.270,46 €	771.239,09 €	307.671,16 €	662.557,97 €	99,38%	0,25%	0,17%	0,07%	0,14%
21	448.665.496,74 €	999.430,82 €	790.706,74 €	330.881,70 €	568.209,99 €	99,40%	0,22%	0,18%	0,07%	0,13%
22	433.051.452,56 €	1.113.931,18 €	877.805,09 €	367.616,62 €	423.764,62 €	99,36%	0,26%	0,20%	0,08%	0,10%
23	417.830.624,66 €	737.868,22 €	854.952,16 €	461.973,67 €	561.065,96 €	99,37%	0,18%	0,20%	0,11%	0,13%
24	403.283.194,16 €	1.119.611,49 €	625.265,97 €	431.422,47 €	768.082,13 €	99,27%	0,28%	0,16%	0,11%	0,19%
25	388.991.521,75 €	1.215.267,85 €	621.339,38 €	265.681,10 €	848.487,56 €	99,24%	0,31%	0,16%	0,07%	0,22%
26	375.608.318,90 €	1.010.695,82 €	784.955,03 €	420.157,15 €	800.660,61 €	99,20%	0,27%	0,21%	0,11%	0,21%
27	361.409.132,79 €	752.137,06 €	627.091,19 €	270.605,66 €	1.037.206,01 €	99,26%	0,21%	0,17%	0,07%	0,29%
28	347.209.934,18 €	255.787,43 €	587.225,58 €	361.419,44 €	1.234.256,27 €	99,30%	0,07%	0,17%	0,10%	0,36%
29	333.134.982,12 €	887.765,50 €	431.444,37 €	425.466,81 €	879.816,32 €	99,21%	0,27%	0,13%	0,13%	0,26%
30	320.169.231,82 €	395.835,05 €	803.384,26 €	239.363,94 €	847.706,31 €	99,29%	0,12%	0,25%	0,07%	0,26%
31	305.708.964,10 €	604.113,59 €	501.684,27 €	336.350,13 €	740.474,20 €	99,29%	0,20%	0,16%	0,11%	0,24%
32	292.067.224,70 €	384.318,97 €	655.433,16 €	331.356,72 €	864.427,41 €	99,23%	0,13%	0,22%	0,11%	0,30%
33	279.009.503,24 €	785.147,43 €	320.538,20 €	308.489,68 €	947.071,49 €	99,15%	0,28%	0,11%	0,11%	0,34%
34	265.890.700,29 €	646.815,57 €	563.607,52 €	249.358,21 €	868.141,32 €	99,12%	0,24%	0,21%	0,08%	0,33%
35	254.885.197,31 €	378.615,50 €	623.438,84 €	207.874,29 €	888.767,52 €	99,18%	0,15%	0,24%	0,08%	0,35%
36	244.961.586,55 €	756.151,52 €	241.760,14 €	328.938,16 €	749.643,64 €	99,15%	0,31%	0,10%	0,13%	0,31%
37	235.347.270,70 €	398.922,34 €	630.859,60 €	358.227,57 €	720.379,58 €	99,10%	0,17%	0,27%	0,15%	0,31%
38	226.511.629,82 €	718.977,09 €	166.569,53 €	223.974,00 €	790.078,02 €	99,16%	0,32%	0,07%	0,10%	0,35%
39	216.965.764,13 €	704.814,21 €	428.246,32 €	163.810,41 €	788.171,03 €	99,04%	0,32%	0,20%	0,08%	0,36%
40	207.785.771,47 €	216.862,96 €	563.002,78 €	269.159,05 €	708.032,67 €	99,15%	0,10%	0,27%	0,13%	0,34%
41	197.475.318,04 €	548.172,75 €	307.113,18 €	243.648,63 €	558.299,91 €	99,16%	0,28%	0,16%	0,12%	0,28%
42	187.944.545,73 €	246.782,43 €	504.655,68 €	204.479,43 €	608.552,69 €	99,17%	0,13%	0,27%	0,11%	0,32%
43	178.105.100,88 €	633.808,21 €	265.937,51 €	175.180,20 €	617.368,88 €	99,05%	0,36%	0,15%	0,10%	0,35%
44	167.638.379,32 €	356.976,30 €	405.406,86 €	290.832,96 €	790.803,77 €	98,90%	0,21%	0,24%	0,17%	0,47%
45	158.208.630,64 €	929.913,42 €	204.522,25 €	250.424,15 €	858.684,55 €	98,58%	0,59%	0,13%	0,16%	0,54%
46	148.461.215,47 €	203.225,10 €	571.359,57 €	357.913,68 €	843.004,84 €	98,67%	0,14%	0,38%	0,24%	0,57%
47	140.671.438,31 €	313.797,39 €	571.921,27 €	204.166,18 €	815.350,02 €	98,65%	0,22%	0,41%	0,15%	0,58%
48	133.773.237,22 €	623.130,34 €	423.058,72 €	120.842,10 €	766.069,82 €	98,55%	0,47%	0,32%	0,09%	0,57%

SC Germany Auto 2019-1 Monthly Investor Report

4. Default Data



Reporting Date	10.11.2023	
Payment Date	13.11.2023	
Period No	48	
Monthly Period	Nov 2023	
Interest Period	from 13.10.2023	to 13.11.2023 = 31 days
Collection Period	from 01.10.2023	to 31.10.2023

Default Data and Ratios

Current Default

	Amount	Number of Loans
Current Period Gross Default	21.138,78 €	
Current Period Recoveries	72.425,12 €	
Current Period Net Default	-51.286,34 €	
New Number of Defaulted Contracts		5

Cumulative Default

Cumulative Gross Default	5.400.747,53 €	
Cumulative Recoveries	2.404.399,84 €	
Cumulative Net Default	2.996.347,69 €	
Total Number of Defaulted Contracts		450

Principal Deficiency

Principal Deficiency period before previous period	0,00 €	Trigger Event y/n no
Principal Deficiency previous period	0,00 €	
Principal Deficiency current period	0,00 €	

PDL Trigger

Repurchased Assets

Current Repurchased Asset Amount through breach of warranty or voluntary buyback	0,00 €
Cumulative Repurchased Asset Amount through breach of warranty or voluntary buyback	0,00 €

SC Germany Auto 2019-1

Monthly Investor Report

4.1 Default Data per Quarter



Reporting Date	10.11.2023		
Payment Date	13.11.2023		
Period No	48		
Monthly Period	Nov 2023		
Interest Period	from	13.10.2023	to 13.11.2023 = 31 days
Collection Period	from	01.10.2023	to 31.10.2023

Quarter of Default	Periods	New Defaults	Recoveries	Recoveries in Quarter																
				Q4 2019	Q1 2020	Q2 2020	Q3 2020	Q4 2020	Q1 2021	Q2 2021	Q3 2021	Q4 2021	Q1 2022	Q2 2022	Q3 2022	Q4 2022	Q1 2023	Q2 2023	Q3 2023	Q4 2023
n/a	BDS	0,00	0,00	0,00	0,00	0,00	0,00	0,00	0,00	0,00	0,00	0,00	0,00	0,00	0,00	0,00	0,00	0,00	0,00	
Q4 2019	1-2	0,00	0,00	0,00	0,00	0,00	0,00	0,00	0,00	0,00	0,00	0,00	0,00	0,00	0,00	0,00	0,00	0,00	0,00	
Q1 2020	3-5	117.535,94	81.524,83	0,00	5.357,40	0,00	870,81	26.540,57	24.000,00	4.856,05	0,00	0,00	0,00	0,00	0,00	0,00	0,00	0,00	0,00	
Q2 2020	6-8	20.242,85	13.709,76	0,00	0,00	460,00	460,00	1.389,76	11.400,00	0,00	0,00	0,00	0,00	0,00	0,00	0,00	0,00	0,00	0,00	
Q3 2020	9-11	420.855,37	200.359,05	0,00	0,00	0,00	50,00	24.084,96	33.422,26	17.589,18	70.563,00	7.061,54	6.049,56	6.592,68	6.649,13	6.598,68	7.041,83	9.034,68	5.621,55	
Q4 2020	12-14	294.464,69	101.276,02	0,00	0,00	0,00	0,00	2.250,00	13.135,72	45.762,17	22.668,25	2.661,09	2.189,00	3.720,07	4.137,96	1.404,72	1.194,72	969,00	1.085,00	
Q1 2021	15-17	535.573,78	154.814,74	0,00	0,00	0,00	0,00	0,00	3.326,05	7.303,77	13.375,32	62.463,30	15.326,45	21.867,45	14.523,26	5.571,34	3.113,52	3.051,00	4.038,28	
Q2 2021	18-20	563.476,57	232.397,00	0,00	0,00	0,00	0,00	0,00	0,00	994,00	43.403,26	56.568,38	40.619,00	50.524,45	29.108,00	2.899,74	2.515,54	2.470,00	2.430,00	
Q3 2021	21-23	339.700,10	140.823,12	0,00	0,00	0,00	0,00	0,00	0,00	12.784,70	31.955,86	67.521,59	9.710,94	3.598,62	4.708,62	4.292,79	2.600,00	2.150,00	1.500,00	
Q4 2021	24-26	332.293,96	216.468,13	0,00	0,00	0,00	0,00	0,00	0,00	1.268,00	77.298,86	18.836,60	51.982,55	4.202,45	39.699,19	1.410,04	21.860,44	310,00	310,00	
Q1 2022	27-29	493.952,73	210.880,19	0,00	0,00	0,00	0,00	0,00	0,00	0,00	15.603,31	90.640,72	86.241,74	4.592,07	5.700,59	26.401,96	1.300,00	400,00	400,00	
Q2 2022	30-32	495.809,58	310.315,83	0,00	0,00	0,00	0,00	0,00	0,00	0,00	0,00	0,00	0,00	643,60	11.900,03	128.302,68	93.271,34	75.698,18	450,00	
Q3 2022	33-35	529.711,52	255.957,88	0,00	0,00	0,00	0,00	0,00	0,00	0,00	0,00	0,00	0,00	1.368,37	57.907,24	109.303,80	47.268,96	34.784,31	5.325,20	
Q4 2022	36-38	266.898,48	106.305,17	0,00	0,00	0,00	0,00	0,00	0,00	0,00	0,00	0,00	0,00	0,00	13.637,61	78.910,26	10.731,44	2.275,86	750,00	
Q1 2023	39-41	481.786,08	172.072,55	0,00	0,00	0,00	0,00	0,00	0,00	0,00	0,00	0,00	0,00	0,00	7.422,76	71.149,97	92.045,46	1.454,36	1.454,36	
Q2 2023	42-44	217.504,27	29.485,60	0,00	0,00	0,00	0,00	0,00	0,00	0,00	0,00	0,00	0,00	0,00	0,00	0,00	650,00	28.455,60	380,00	
Q3 2023	45-47	269.704,03	6.696,00	0,00	0,00	0,00	0,00	0,00	0,00	0,00	0,00	0,00	0,00	0,00	0,00	0,00	0,00	0,00	6.696,00	
Q4 2023	48-48	21.136,78	0,00	0,00	0,00	0,00	0,00	0,00	0,00	0,00	0,00	0,00	0,00	0,00	0,00	0,00	0,00	0,00	0,00	
Total		5.400.747,53	2.404.399,84	0,00	5.357,40	460,00	1.380,81	54.265,29	85.284,03	76.505,17	162.794,53	174.896,68	224.607,77	202.536,51	189.109,06	354.379,60	352.466,14	251.435,23	196.496,50	72.425,12

**SC Germany Auto 2019-1
Monthly Investor Report**

5. Concentration Limits & Early Amortisation Events



Reporting Date	10.11.2023				
Payment Date	13.11.2023				
Period No	48				
Monthly Period	Nov 2023				
Interest Period	from	13.10.2023	to	13.11.2023	= 31 days
Collection Period	from	01.10.2023	to	31.10.2023	

Current Transaction Status

Amortizing

Portfolio Concentrations	Minimum-Trigger	Maximum-Trigger	Current Value	Trigger Breach
New Cars (applicable for Total Portfolio)	40,00%	-	-	-
Weighted Average Effective Interest Rate	3,00%	-	-	-
Remaining Term (applicable for Total Portfolio)		65,00	-	-
Receivable per Debtor (EUR)		350.000	-	-
Early Amortisation Events		Maximum-Trigger	Current Value	Trigger Breach
Cumulative Loss Ratio - prior to or on 31 October 2020		0,75%	-	-
Purchase Shortfall Event		60.000.000,00 €	-	-
Note Balance exceeds the aggregate portfolio after the replenishment				-
Termination Event or a Servicer Termination Event				-
Event of Default or a termination event as defined in the Interest Rate Swap				-
Total Sold Receivables		784.919.244,85 €		

**SC Germany Auto 2019-1
Monthly Investor Report**

6. Outstanding Notes



Reporting Date	10.11.2023				
Payment Date	13.11.2023				
Period No	48				
Monthly Period	Nov 2023				
Interest Period	from	13.10.2023	to	13.11.2023	= 31 days
Collection Period	from	01.10.2023	to	31.10.2023	

1. Note Balance

	All notes	Class A	Class B
General Note Information			
ISIN Code		XS2066921466	XS2066952776
Currency		EUR	EUR
Initial Tranching	in %	92,5%	7,5%
Legal Maturity		Oct 2032	Oct 2032
Expected Maturity		Sep 2024	Sep 2024
Original Rating (Fitch / Moody's)		AAA (sf) / Aaa (sf)	nr / nr
Current Rating (Fitch / Moody's)*		AAA (sf) / Aaa (sf)	n.r. / n.r.
Initial Notes Aggregate Principal Outstanding Balance	600.000.000,00 €	555.000.000,00 €	45.000.000,00 €
Initial Nominal per Note		100.000,00 €	100.000,00 €
Initial Number of Notes per Class		5.550	450
Current Note Information			
Class Principal Outstanding Balance Beginning of Period	140.671.455,00 €	95.671.455,00 €	45.000.000,00 €
Available Distribution Amount	8.441.765,46 €		
Amortisation	6.898.206,00 €		
Redemption per Class	6.898.206,00 €	6.898.206,00 €	0,00 €
Redemption per Note		1.242,92 €	0,00 €
Class Principal Outstanding Balance End of Period	133.773.249,00 €	88.773.249,00 €	45.000.000,00 €
Current Tranching		66,4%	33,6%
Current Pool Factor		0,16	1,00

2. Payments to Investors per Note

	All notes	Class A	Class B
Interest Rate Basis: 1-M Euribor / Spread / Fixed Rate	3,865%	+70bps	0,400%
DayCount Convention		act/360	act/360
Interest Days	31		
Principal Outstanding per Note Beginning of Period		17.238,10 €	100.000,00 €
> Principal Repayment per Note		1.242,92 €	0,00 €
Principal Outstanding per Note End of Period		15.995,18 €	100.000,00 €
> Interest accrued for the period		376.068,00 €	15.498,00 €
Interest Payment		376.068,00 €	15.498,00 €
Interest Payment per Note		67,76 €	34,44 €

3. Credit Enhancements

	Class A	Class B
Initial total CE (Subordination, Reserve)	7,96%	0,46%
Current CE (excl. Excess Spread)	34,39%	0,75%

4. Placement Disclosure

	Class A	Class B	
Pre-placed privately with investors which are not in the OG	- €	- €	At Closing
Retained by a member of the OG	- €	45.000.000 €	At Closing
Publicly offered to investors which are not in the OG	555.000.000 €	- €	At Closing
Privately-placed with investors which are not in the OG	- €	- €	Current Period
Retained by a member of the OG	- €	45.000.000 €	Current Period
Publicly-placed with investors which are not in the OG	88.773.249 €	- €	Current Period
Initially retained by a member of the OG, but subsequently placed with investors	- €	- €	Current Period

OG stands for Originator Group
* Last rating action as of 27.11.2019

**SC Germany Auto 2019-1
Monthly Investor Report**

7. Original Principal Balance



Reporting Date	10.11.2023	
Payment Date	13.11.2023	
Period No	48	
Monthly Period	Nov 2023	
Interest Period	from 13.10.2023	to 13.11.2023 = 31 days
Collection Period	from 01.10.2023	to 31.10.2023

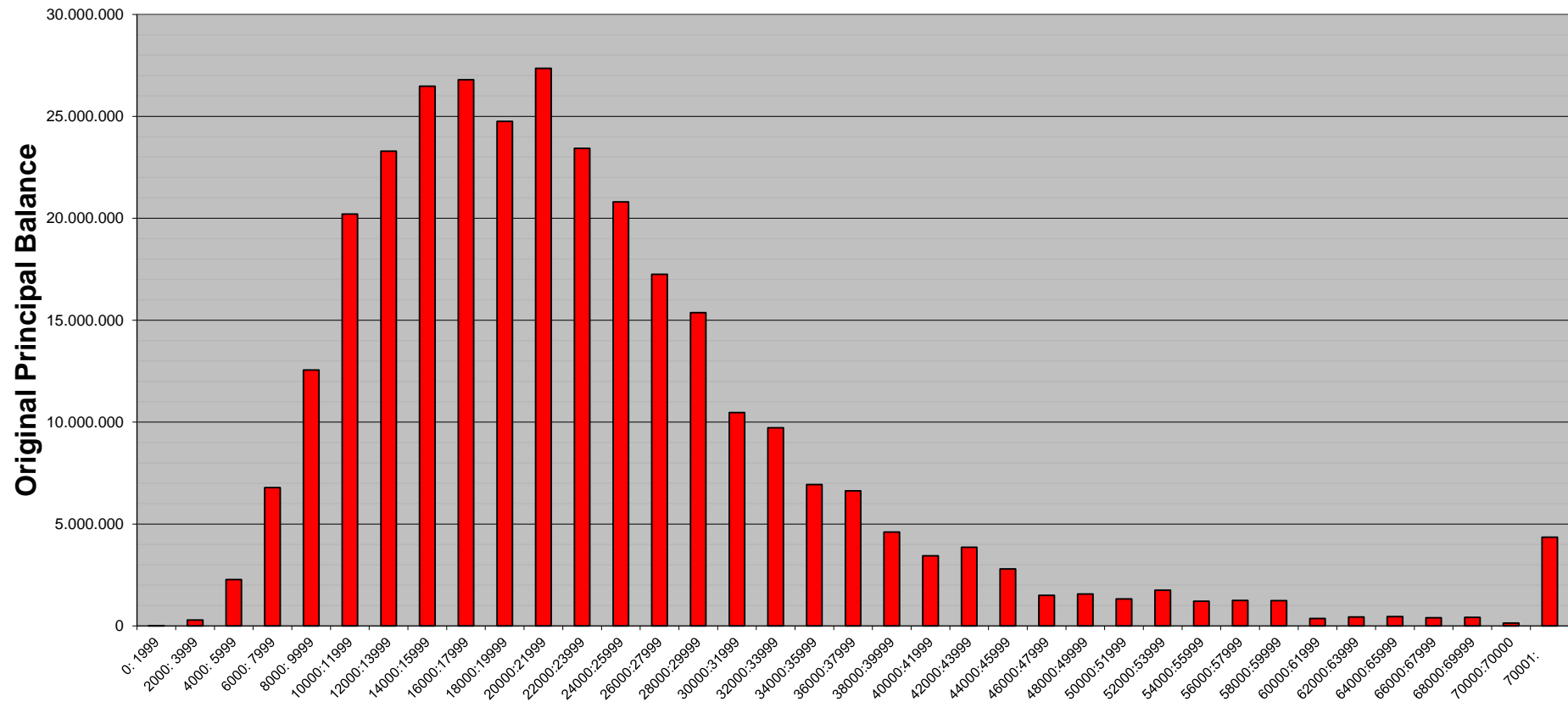
Original Principal Balance (Ranges in EUR)	Original Principal Balance in EUR	Percentage of Total Balance	Number of Loans	Percentage of Total Loans
0: 1999	3.144,55	0,00%	2	0,01%
2000: 3999	285.645,60	0,09%	87	0,51%
4000: 5999	2.271.278,49	0,73%	438	2,56%
6000: 7999	6.783.069,01	2,17%	953	5,57%
8000: 9999	12.556.023,83	4,02%	1.390	8,13%
10000:11999	20.210.247,69	6,47%	1.837	10,74%
12000:13999	23.291.634,21	7,45%	1.788	10,46%
14000:15999	26.483.449,38	8,47%	1.766	10,33%
16000:17999	26.793.588,05	8,57%	1.581	9,25%
18000:19999	24.759.074,62	7,92%	1.303	7,62%
20000:21999	27.355.471,05	8,75%	1.305	7,63%
22000:23999	23.429.501,77	7,50%	1.019	5,96%
24000:25999	20.800.387,45	6,66%	833	4,87%
26000:27999	17.248.073,51	5,52%	639	3,74%
28000:29999	15.373.841,60	4,92%	530	3,10%
30000:31999	10.465.303,25	3,35%	338	1,98%
32000:33999	9.717.511,63	3,11%	295	1,73%
34000:35999	6.936.630,72	2,22%	198	1,16%
36000:37999	6.623.477,41	2,12%	179	1,05%
38000:39999	4.599.852,53	1,47%	118	0,69%
40000:41999	3.436.909,16	1,10%	84	0,49%
42000:43999	3.861.926,17	1,24%	90	0,53%
44000:45999	2.793.725,89	0,89%	62	0,36%
46000:47999	1.501.292,87	0,48%	32	0,19%
48000:49999	1.565.858,73	0,50%	32	0,19%
50000:51999	1.322.302,50	0,42%	26	0,15%
52000:53999	1.754.843,29	0,56%	33	0,19%
54000:55999	1.209.489,18	0,39%	22	0,13%
56000:57999	1.251.301,11	0,40%	22	0,13%
58000:59999	1.238.571,40	0,40%	21	0,12%
60000:61999	365.096,10	0,12%	6	0,04%
62000:63999	440.484,55	0,14%	7	0,04%
64000:65999	455.699,98	0,15%	7	0,04%
66000:67999	400.443,20	0,13%	6	0,04%
68000:69999	414.972,26	0,13%	6	0,04%
70000:70000	140.000,00	0,04%	2	0,01%
70001:	4.351.558,26	1,39%	44	0,26%
Total	312.491.681,00	100,00%	17.101	100,00%

Statistics in EUR	
Average Amount	18.273,30

**SC Germany Auto 2019-1
Monthly Investor Report**

7.1 Original PB (Graph)

Reporting Date	10.11.2023	
Payment Date	13.11.2023	
Period No	48	
Monthly Period	Nov 2023	
Interest Period	from 13.10.2023	to 13.11.2023 = 31 days
Collection Period	from 01.10.2023	to 31.10.2023



**SC Germany Auto 2019-1
Monthly Investor Report**

8. Current Principal Balance



Reporting Date	10.11.2023				
Payment Date	13.11.2023				
Period No	48				
Monthly Period	Nov 2023				
Interest Period	from	13.10.2023	to	13.11.2023	= 31 days
Collection Period	from	01.10.2023	to	31.10.2023	

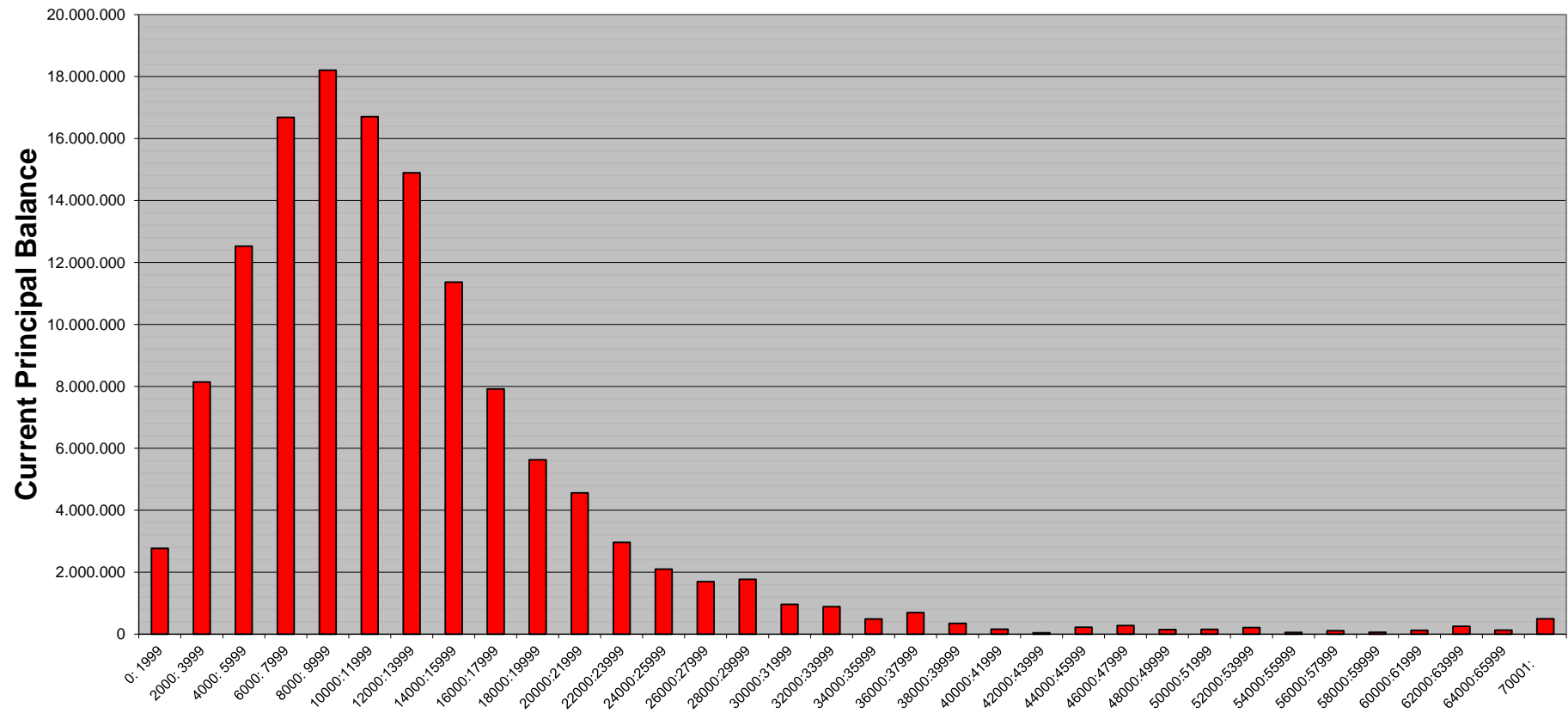
Current Principal Balance (Ranges in EUR)	Current Principal Balance in EUR	Percentage of Total Balance	Number of Loans	Percentage of Total Loans
0: 1999	2.768.902,45	2,07%	2.522	14,75%
2000: 3999	8.140.116,96	6,09%	2.755	16,11%
4000: 5999	12.525.892,82	9,36%	2.498	14,61%
6000: 7999	16.684.146,89	12,47%	2.397	14,02%
8000: 9999	18.203.462,83	13,61%	2.030	11,87%
10000:11999	16.708.249,15	12,49%	1.523	8,91%
12000:13999	14.891.170,11	11,13%	1.151	6,73%
14000:15999	11.363.370,45	8,49%	761	4,45%
16000:17999	7.918.901,09	5,92%	468	2,74%
18000:19999	5.629.132,31	4,21%	298	1,74%
20000:21999	4.563.388,89	3,41%	218	1,27%
22000:23999	2.963.245,15	2,22%	129	0,75%
24000:25999	2.099.406,75	1,57%	84	0,49%
26000:27999	1.695.415,73	1,27%	63	0,37%
28000:29999	1.768.769,27	1,32%	61	0,36%
30000:31999	963.175,81	0,72%	31	0,18%
32000:33999	889.891,97	0,67%	27	0,16%
34000:35999	489.659,23	0,37%	14	0,08%
36000:37999	699.057,06	0,52%	19	0,11%
38000:39999	351.073,38	0,26%	9	0,05%
40000:41999	162.459,29	0,12%	4	0,02%
42000:43999	42.918,55	0,03%	1	0,01%
44000:45999	225.268,80	0,17%	5	0,03%
46000:47999	282.117,00	0,21%	6	0,04%
48000:49999	148.550,33	0,11%	3	0,02%
50000:51999	153.022,76	0,11%	3	0,02%
52000:53999	212.916,91	0,16%	4	0,02%
54000:55999	55.517,77	0,04%	1	0,01%
56000:57999	113.237,50	0,08%	2	0,01%
58000:59999	59.990,12	0,04%	1	0,01%
60000:61999	121.334,70	0,09%	2	0,01%
62000:63999	254.592,43	0,19%	4	0,02%
64000:65999	130.082,53	0,10%	2	0,01%
70001:	494.800,23	0,37%	5	0,03%
Total	133.773.237,22	100,00%	17.101	100,00%

Statistics		in EUR
Average Amount		7.822,54

**SC Germany Auto 2019-1
Monthly Investor Report**

8.1 Current PB (Graph)

Reporting Date	10.11.2023	
Payment Date	13.11.2023	
Period No	48	
Monthly Period	Nov 2023	
Interest Period	from 13.10.2023	to 13.11.2023 = 31 days
Collection Period	from 01.10.2023	to 31.10.2023



**SC Germany Auto 2019-1
Monthly Investor Report**

9. Borrower Concentration



Reporting Date			10.11.2023		
Payment Date			13.11.2023		
Period No			48		
Monthly Period			Nov 2023		
Interest Period	from	13.10.2023	to	13.11.2023	= 31 days
Collection Period	from	01.10.2023	to	31.10.2023	

No	Current Principal Balance in EUR	Percentage of Balance	Number of Loans
1	138.382,72	0,1034%	1
2	107.910,35	0,0807%	1
3	90.699,50	0,0678%	1
4	80.673,47	0,0603%	1
5	77.134,19	0,0577%	1
6	65.169,38	0,0487%	1
7	64.913,15	0,0485%	1
8	63.998,24	0,0478%	1
9	63.952,58	0,0478%	1
10	63.951,50	0,0478%	1
11	62.690,11	0,0469%	1
12	61.108,48	0,0457%	1
13	60.226,22	0,0450%	1
14	59.990,12	0,0448%	1
15	56.988,83	0,0426%	1
16	56.248,67	0,0420%	1
17	55.517,77	0,0415%	1
18	53.963,62	0,0403%	2
19	53.948,51	0,0403%	1
20	53.580,08	0,0401%	1
21	52.928,99	0,0396%	1
22	52.459,33	0,0392%	1
23	51.863,00	0,0388%	1
24	50.863,36	0,0380%	1
25	50.296,40	0,0376%	1
	1.649.458,57	1,2330%	26

**SC Germany Auto 2019-1
Monthly Investor Report**

10. Geographical Distribution



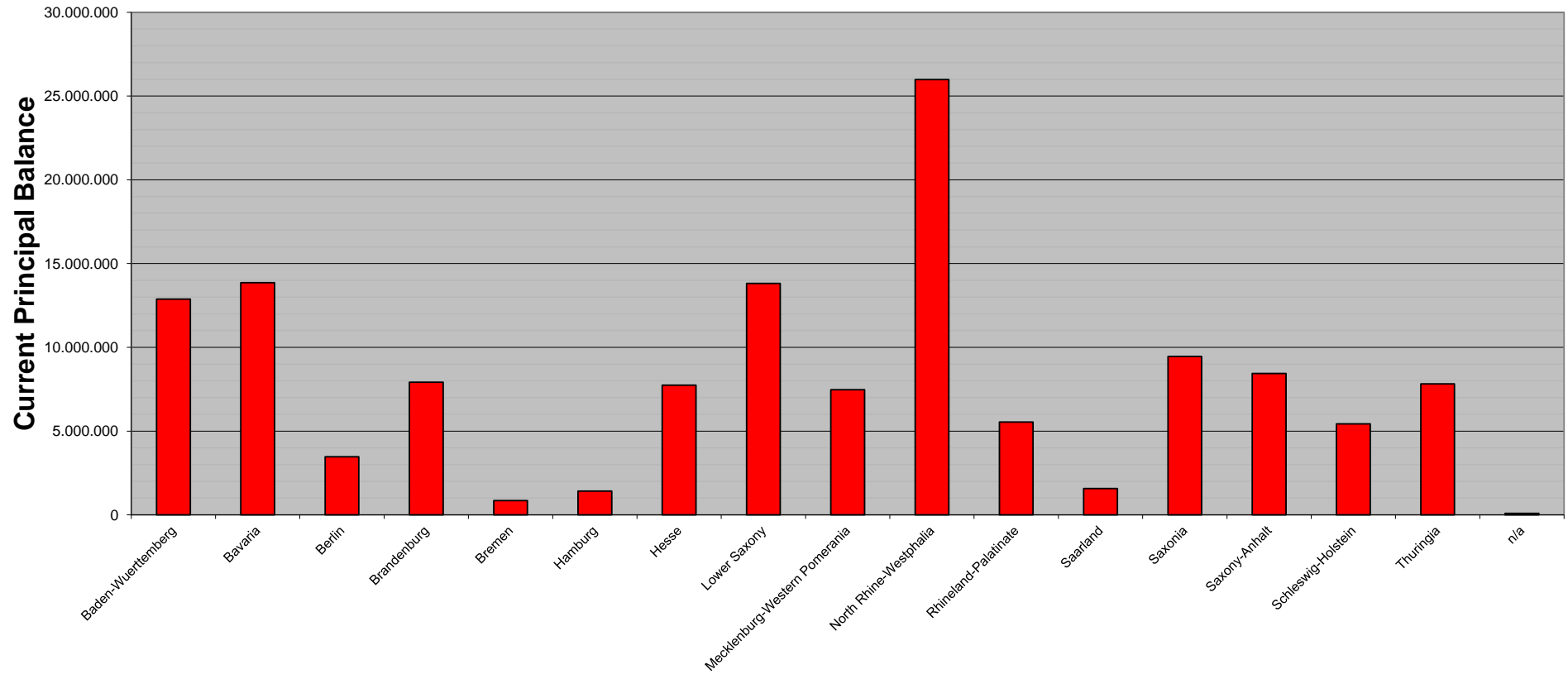
Reporting Date			10.11.2023			
Payment Date			13.11.2023			
Period No			48			
Monthly Period			Nov 2023			
Interest Period	from	13.10.2023	to	13.11.2023	=	31 days
Collection Period	from	01.10.2023	to	31.10.2023		

<i>State</i>	<i>Current Principal Balance in EUR</i>	<i>Percentage of Total Balance</i>	<i>Number of Loans</i>	<i>Percentage of Total Loans</i>
Baden-Wuerttemberg	12.881.110,41	9,63%	1.522	8,90%
Bavaria	13.857.805,68	10,36%	1.651	9,65%
Berlin	3.471.294,33	2,59%	429	2,51%
Brandenburg	7.915.063,04	5,92%	1.030	6,02%
Bremen	847.168,28	0,63%	106	0,62%
Hamburg	1.423.861,93	1,06%	182	1,06%
Hesse	7.747.858,66	5,79%	931	5,44%
Lower Saxony	13.815.980,87	10,33%	1.781	10,41%
Mecklenburg-Western Pomerania	7.471.685,12	5,59%	972	5,68%
North Rhine-Westphalia	25.988.383,68	19,43%	3.420	20,00%
Rhineland-Palatinate	5.544.152,89	4,14%	742	4,34%
Saarland	1.571.939,59	1,18%	216	1,26%
Saxonia	9.451.390,36	7,07%	1.280	7,48%
Saxony-Anhalt	8.435.748,00	6,31%	1.125	6,58%
Schleswig-Holstein	5.434.040,91	4,06%	722	4,22%
Thuringia	7.823.089,82	5,85%	978	5,72%
n/a	92.663,65	0,07%	14	0,08%
Total	133.773.237,22	100,00%	17.101	100,00%

**SC Germany Auto 2019-1
Monthly Investor Report**

10.1 Geographical Distribution (Graph)

Reporting Date	10.11.2023	
Payment Date	13.11.2023	
Period No	48	
Monthly Period	Nov 2023	
Interest Period	from 13.10.2023	to 13.11.2023 = 31 days
Collection Period	from 01.10.2023	to 31.10.2023



**SC Germany Auto 2019-1
Monthly Investor Report**

11. Object/Vehicle Type



Reporting Date	10.11.2023	
Payment Date	13.11.2023	
Period No	48	
Monthly Period	Nov 2023	
Interest Period	from 13.10.2023	to 13.11.2023 = 31 days
Collection Period	from 01.10.2023	to 31.10.2023

Vehicle Type		Current Principal Balance in EUR	Percentage of Total Balance	Number of Loans	Percentage of Total Loans
New Vehicle	Commercial	13.203.197,44	9,87%	1.240	7,25%
	Private	44.538.983,37	33,29%	4.974	29,09%
		57.742.180,81	43,16%	6.214	36,34%
Used Vehicle	Commercial	11.583.785,05	8,66%	1.312	7,67%
	Private	64.447.271,36	48,18%	9.575	55,99%
		76.031.056,41	56,84%	10.887	63,66%
Total		133.773.237,22	100,00%	17.101	100,00%

Object Type	Current Principal Balance in EUR	Percentage of Total Balance	Number of Loans	Percentage of Total Loans
Car	125.948.422,69	94,15%	16.131	94,33%
Leisure	5.815.092,39	4,35%	430	2,51%
Motorbike	2.009.722,14	1,50%	540	3,16%
Total	133.773.237,22	100,00%	17.101	100,00%

**SC Germany Auto 2019-1
Monthly Investor Report**

12. Insurances



Reporting Date	10.11.2023	
Payment Date	13.11.2023	
Period No	48	
Monthly Period	Nov 2023	
Interest Period	from 13.10.2023	to 13.11.2023 = 31 days
Collection Period	from 01.10.2023	to 31.10.2023

<i>Payment Protection Insurance</i>	<i>Current Principal Balance in EUR</i>	<i>Percentage of Total Balance</i>	<i>Number of Loans</i>	<i>Percentage of Total Loans</i>
No	54.603.896,48	40,82%	6.435	37,63%
Yes	79.169.340,74	59,18%	10.666	62,37%
Total	133.773.237,22	100,00%	17.101	100,00%

<i>Gap Insurance (Santander Safe)</i>	<i>Current Principal Balance in EUR</i>	<i>Percentage of Total Balance</i>	<i>Number of Loans</i>	<i>Percentage of Total Loans</i>
No	83.754.575,53	62,61%	10.997	64,31%
Yes	50.018.661,69	37,39%	6.104	35,69%
Total	133.773.237,22	100,00%	17.101	100,00%

<i>Repair Cost Insurance (Santander AutoCare)</i>	<i>Current Principal Balance in EUR</i>	<i>Percentage of Total Balance</i>	<i>Number of Loans</i>	<i>Percentage of Total Loans</i>
No	120.617.142,88	90,17%	15.384	89,96%
Yes	13.156.094,34	9,83%	1.717	10,04%
Total	133.773.237,22	100,00%	17.101	100,00%

**SC Germany Auto 2019-1
Monthly Investor Report**

13. Type of Contract



Reporting Date			10.11.2023		
Payment Date			13.11.2023		
Period No			48		
Monthly Period			Nov 2023		
Interest Period	from	13.10.2023	to	13.11.2023	= 31 days
Collection Period	from	01.10.2023	to	31.10.2023	

Contracts w/Balloon Payments		Current Principal Balance in EUR	Percentage of Total Balance	Number of Loans	Percentage of Total Loans
No	Private	56.808.926,64	42,47%	9.615	56,22%
	Commercial	11.752.672,28	8,79%	1.686	9,86%
	Total	68.561.598,92	51,25%	11.301	66,08%
Yes		52.177.328,09	39,00%	4.934	28,85%
- of which balloon rates	Private	44.188.192,55	33,03%		
- of which regular installments		7.989.135,54	5,97%		
Yes		13.034.310,21	9,74%	866	5,06%
- of which balloon rates	Commercial	10.969.424,35	8,20%		
- of which regular installments		2.064.885,86	1,54%		
	Total	65.211.638,30	48,75%	5.800	33,92%
Total		133.773.237,22	100,00%	17.101	100,00%

Balloon Loans - Original Term in months	Balloon Rates in EUR	Balloon Rates in % of Total Balloon Rates	Number of Balloon Loans	Percentage of Total Balloon Loans
26:38	73.434,61	0,13%	5	0,09%
39:51	4.577.993,81	8,30%	449	7,74%
52:64	49.708.968,95	90,12%	5.265	90,78%
65:72	396.254,57	0,72%	39	0,67%
73:	400.964,96	0,73%	42	0,72%
Total	55.157.616,90	100,00%	5.800	100,00%

Balloon Loans - Remaining Term in months	Balloon Rates in EUR	Balloon Rates in % of Total Balloon Rates	Number of Balloon Loans	Percentage of Total Balloon Loans
0:12	46.728.608,04	84,72%	4.964	85,59%
13:25	7.780.840,20	14,11%	764	13,17%
26:38	648.168,66	1,18%	72	1,24%
Total	55.157.616,90	100,00%	5.800	100,00%

**SC Germany Auto 2019-1
Monthly Investor Report**

14. Payment Methods



Reporting Date			10.11.2023		
Payment Date			13.11.2023		
Period No			48		
Monthly Period			Nov 2023		
Interest Period	from	13.10.2023	to	13.11.2023	= 31 days
Collection Period	from	01.10.2023	to	31.10.2023	

<i>Payment Method</i>	<i>Current Principal Balance in EUR</i>	<i>Percentage of Total Balance</i>	<i>Number of Loans</i>	<i>Percentage of Total Loans</i>
Direct Debit	131.023.283,03	97,94%	16.754	97,97%
Other	2.749.954,19	2,06%	347	2,03%
Total	133.773.237,22	100,00%	17.101	100,00%

<i>Cycle of Payment</i>	<i>Current Principal Balance in EUR</i>	<i>Percentage of Total Balance</i>	<i>Number of Loans</i>	<i>Percentage of Total Loans</i>
15th of month	60.599.553,02	45,30%	7.666	44,83%
1st of month	73.173.684,20	54,70%	9.435	55,17%
Total	133.773.237,22	100,00%	17.101	100,00%

**SC Germany Auto 2019-1
Monthly Investor Report**

15. Downpayment



Reporting Date			10.11.2023			
Payment Date			13.11.2023			
Period No			48			
Monthly Period			Nov 2023			
Interest Period	from	13.10.2023	to	13.11.2023	=	31 days
Collection Period	from	01.10.2023	to	31.10.2023		

<i>Downpayment (Ranges in EUR)</i>	<i>Current Principal Balance in EUR</i>	<i>Percentage of Total Balance</i>	<i>Number of Loans</i>	<i>Percentage of Total Loans</i>	<i>Downpayment / Purchase Price in %</i>
No Downpayment	49.987.099,77	37,37%	6.192	36,21%	0,00%
0: 999	3.626.337,18	2,71%	609	3,56%	4,01%
1000: 1999	8.625.183,05	6,45%	1.407	8,23%	8,59%
2000: 2999	10.750.321,11	8,04%	1.623	9,49%	13,29%
3000: 3999	9.842.704,40	7,36%	1.393	8,15%	17,31%
4000: 4999	7.707.035,94	5,76%	1.064	6,22%	20,46%
5000: 5999	10.401.561,74	7,78%	1.266	7,40%	22,25%
6000: 6999	5.799.774,51	4,34%	708	4,14%	25,71%
7000: 7999	4.342.616,80	3,25%	511	2,99%	28,65%
8000: 8999	3.970.951,27	2,97%	450	2,63%	29,78%
9000: 9999	2.035.446,74	1,52%	232	1,36%	33,02%
10000:10999	5.158.705,21	3,86%	571	3,34%	33,01%
11000:11999	976.126,95	0,73%	129	0,75%	38,22%
12000:12999	1.504.051,17	1,12%	173	1,01%	37,28%
13000:13999	1.014.117,68	0,76%	106	0,62%	38,53%
14000:14999	1.031.772,72	0,77%	98	0,57%	40,57%
15000:15000	1.431.832,44	1,07%	148	0,87%	39,84%
15001:	5.567.598,54	4,16%	421	2,46%	44,17%
Total	133.773.237,22	100,00%	17.101	100,00%	16,80%

<i>Downpayment and Purchase Price</i>	<i>All Contracts</i>	<i>Contracts with Downpayment</i>
Average downpayment	3.442,42 €	5.396,35 €
Average Purchase Price	20.491,16 €	22.317,93 €
Downpayment in %	16,80%	24,18%

**SC Germany Auto 2019-1
Monthly Investor Report**

16. Effective Interest Rate



Reporting Date	10.11.2023				
Payment Date	13.11.2023				
Period No	48				
Monthly Period	Nov 2023				
Interest Period	from	13.10.2023	to	13.11.2023	
Collection Period	from	01.10.2023	to	31.10.2023	
				=	31 days

Yield Range *	Current Principal Balance in EUR	Percentage of Total Balance	Number of Loans	Percentage of Total Loans
0: 0	32.756,83	0,02%	3	0,02%
1: 1	6.023.678,58	4,50%	683	3,99%
2: 2	35.382.434,06	26,45%	4.158	24,31%
3: 3	66.668.519,66	49,84%	8.155	47,69%
4: 4	18.583.980,35	13,89%	2.870	16,78%
5: 5	4.250.681,24	3,18%	756	4,42%
6: 6	1.507.850,17	1,13%	293	1,71%
7: 7	290.640,12	0,22%	46	0,27%
8: 8	832.831,96	0,62%	112	0,65%
9: 9	138.650,63	0,10%	14	0,08%
10:10	39.456,72	0,03%	7	0,04%
11:11	21.756,90	0,02%	4	0,02%
Total	133.773.237,22	100,00%	17.101	100,00%

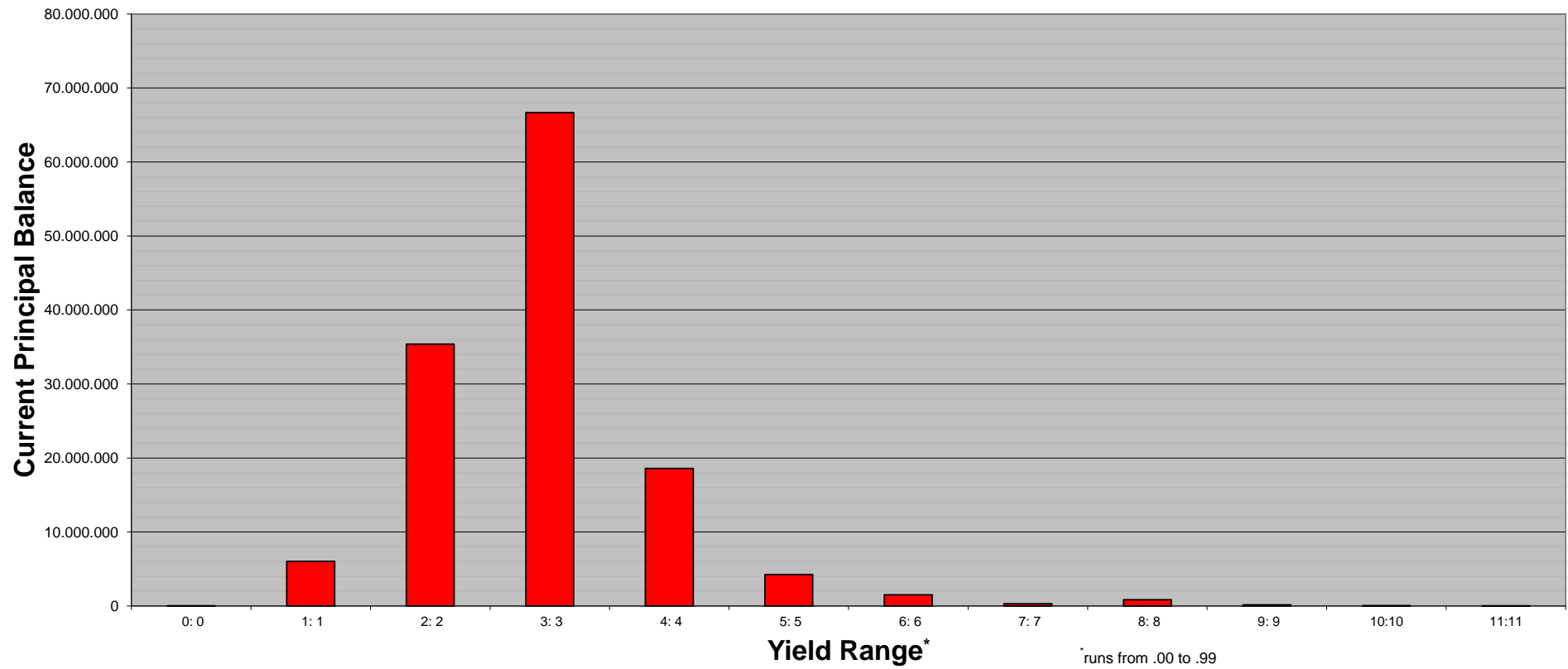
Statistics	in %
WA Interest	3,74%

* runs from .00 to .99

**SC Germany Auto 2019-1
Monthly Investor Report**

16.1 Effective Interest Rate (Graph)

Reporting Date			10.11.2023		
Payment Date			13.11.2023		
Period No			48		
Monthly Period			Nov 2023		
Interest Period	from	13.10.2023	to	13.11.2023	= 31 days
Collection Period	from	01.10.2023	to	31.10.2023	



**SC Germany Auto 2019-1
Monthly Investor Report**

17. Seasoning



Reporting Date	10.11.2023	
Payment Date	13.11.2023	
Period No	48	
Monthly Period	Nov 2023	
Interest Period	from 13.10.2023	to 13.11.2023 = 31 days
Collection Period	from 01.10.2023	to 31.10.2023

Seasoning in Months	Current Principal Balance in EUR	Percentage of Total Balance	Number of Loans	Percentage of Total Loans
39:41	9.244.700,15	6,91%	909	5,32%
42:44	7.953.264,04	5,95%	826	4,83%
45:47	10.001.760,83	7,48%	1.153	6,74%
48:50	18.571.337,36	13,88%	2.230	13,04%
51:53	54.615.641,42	40,83%	6.791	39,71%
54:56	22.583.728,34	16,88%	3.206	18,75%
57:59	6.158.599,46	4,60%	1.054	6,16%
60:62	2.327.447,64	1,74%	458	2,68%
63:65	814.253,05	0,61%	147	0,86%
66:68	512.432,10	0,38%	80	0,47%
69:71	141.044,28	0,11%	35	0,20%
72:74	181.671,19	0,14%	31	0,18%
75:77	151.699,73	0,11%	27	0,16%
78:80	238.293,95	0,18%	67	0,39%
81:	277.363,68	0,21%	87	0,51%
Total	133.773.237,22	100,00%	17.101	100,00%

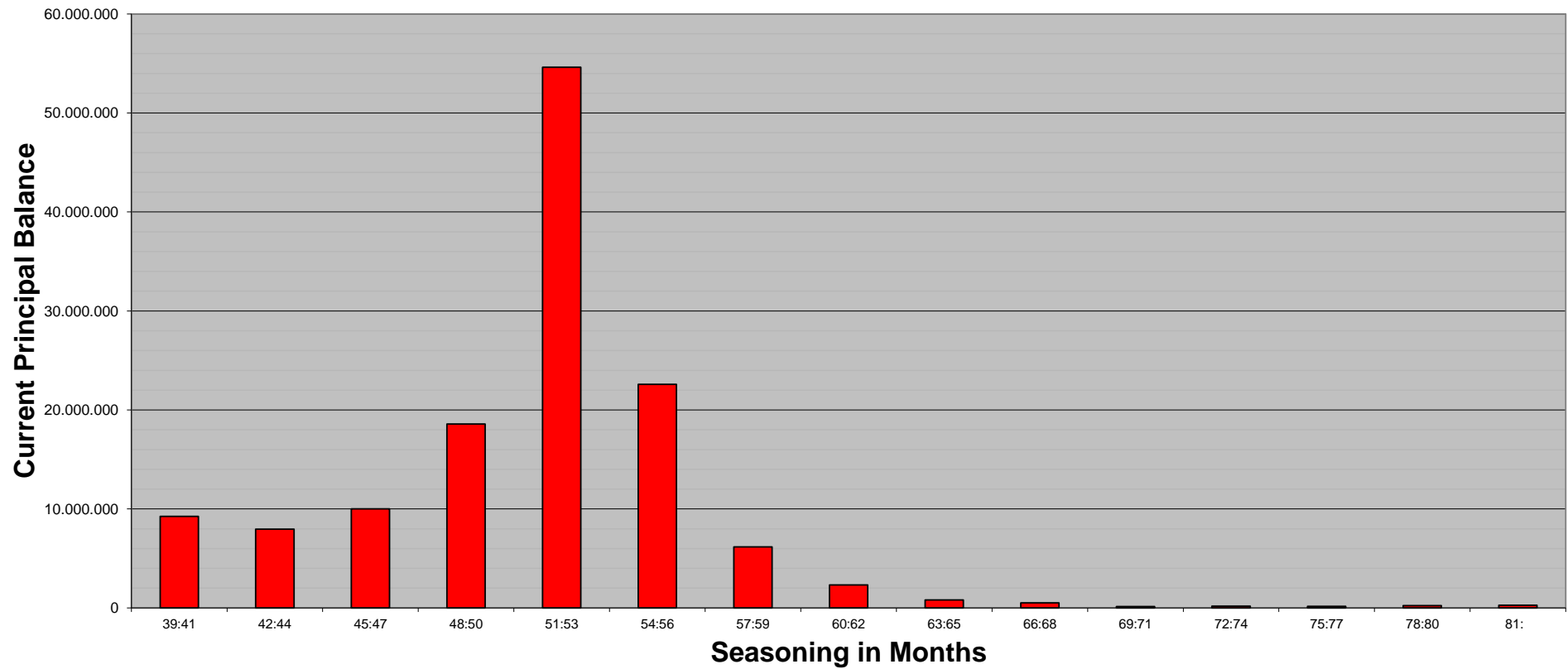
Statistics

WA Seasoning	50,97
--------------	-------

**SC Germany Auto 2019-1
Monthly Investor Report**

17.1 Seasoning (Graph)

Reporting Date	10.11.2023	
Payment Date	13.11.2023	
Period No	48	
Monthly Period	Nov 2023	
Interest Period	from 13.10.2023	to 13.11.2023 = 31 days
Collection Period	from 01.10.2023	to 31.10.2023



**SC Germany Auto 2019-1
Monthly Investor Report**

18. Remaining Term



Reporting Date			10.11.2023		
Payment Date			13.11.2023		
Period No			48		
Monthly Period			Nov 2023		
Interest Period	from	13.10.2023	to	13.11.2023	= 31 days
Collection Period	from	01.10.2023	to	31.10.2023	

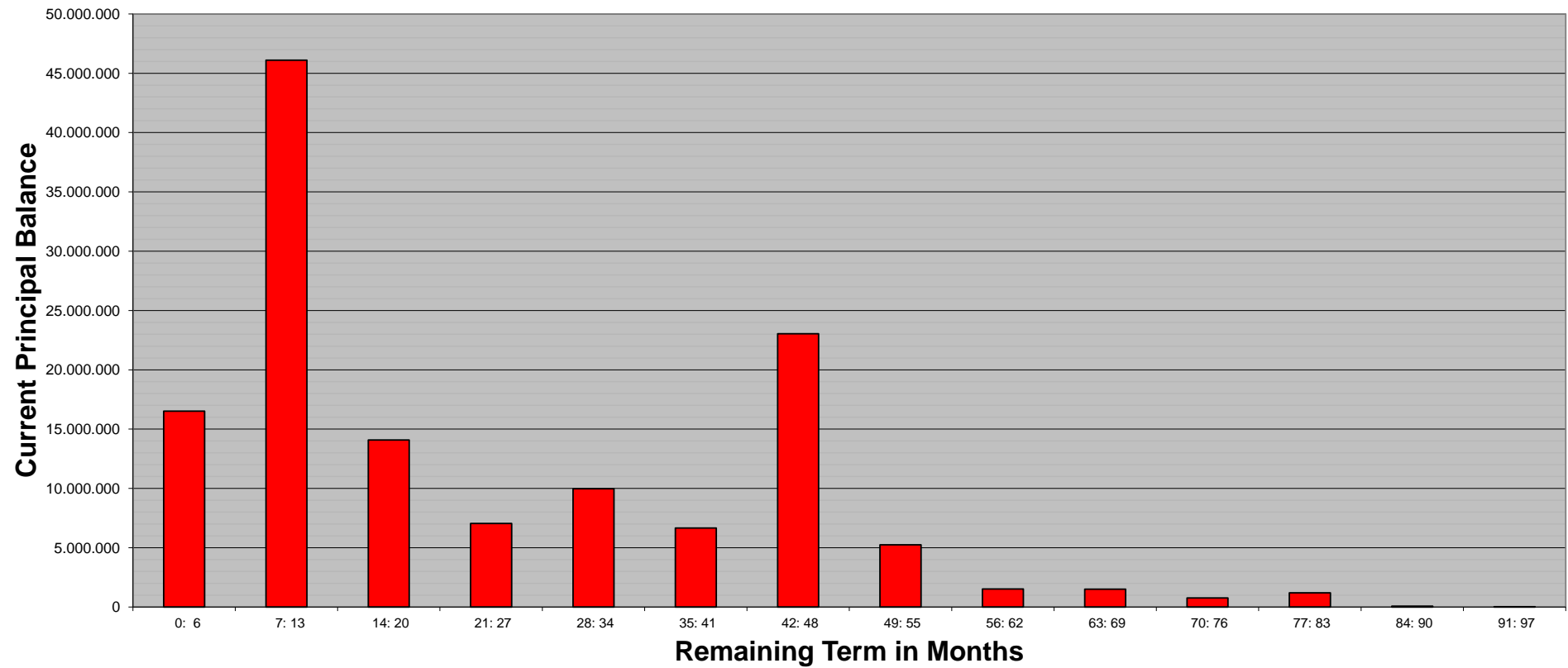
<i>Remaining Term in Months</i>	<i>Current Principal Balance in EUR</i>	<i>Percentage of Total Balance</i>	<i>Number of Loans</i>	<i>Percentage of Total Loans</i>
0: 6	16.517.485,85	12,35%	2.963	17,33%
7: 13	46.107.773,20	34,47%	5.945	34,76%
14: 20	14.078.766,23	10,52%	1.970	11,52%
21: 27	7.051.764,56	5,27%	1.172	6,85%
28: 34	9.971.039,31	7,45%	1.318	7,71%
35: 41	6.661.014,61	4,98%	781	4,57%
42: 48	23.043.670,72	17,23%	2.232	13,05%
49: 55	5.250.352,04	3,92%	440	2,57%
56: 62	1.520.289,11	1,14%	111	0,65%
63: 69	1.504.156,48	1,12%	71	0,42%
70: 76	763.980,49	0,57%	38	0,22%
77: 83	1.202.986,40	0,90%	56	0,33%
84: 90	68.753,42	0,05%	3	0,02%
91: 97	31.204,80	0,02%	1	0,01%
Total	133.773.237,22	100,00%	17.101	100,00%

Statistics	
WA Remaining Term	23,23

**SC Germany Auto 2019-1
Monthly Investor Report**

18.1 Remaining Term (Graph)

Reporting Date			10.11.2023		
Payment Date			13.11.2023		
Period No			48		
Monthly Period			Nov 2023		
Interest Period	from	13.10.2023	to	13.11.2023	= 31 days
Collection Period	from	01.10.2023	to	31.10.2023	



**SC Germany Auto 2019-1
Monthly Investor Report**

19. Original Term



Reporting Date		10.11.2023				
Payment Date		13.11.2023				
Period No		48				
Monthly Period		Nov 2023				
Interest Period	from	13.10.2023	to	13.11.2023	=	31 days
Collection Period	from	01.10.2023	to	31.10.2023		

<i>Original Term in Months</i>	<i>Current Principal Balance in EUR</i>	<i>Percentage of Total Balance</i>	<i>Number of Loans</i>	<i>Percentage of Total Loans</i>
26: 38	61.200,43	0,05%	9	0,05%
39: 51	5.372.697,19	4,02%	943	5,51%
52: 64	67.199.109,11	50,23%	8.688	50,80%
65: 77	11.207.001,59	8,38%	2.182	12,76%
78: 90	11.604.491,48	8,67%	1.640	9,59%
91:103	32.866.200,93	24,57%	3.313	19,37%
104:116	1.210.863,30	0,91%	87	0,51%
117:119	144.439,28	0,11%	11	0,06%
120:	4.107.233,91	3,07%	228	1,33%
Total	133.773.237,22	100,00%	17.101	100,00%

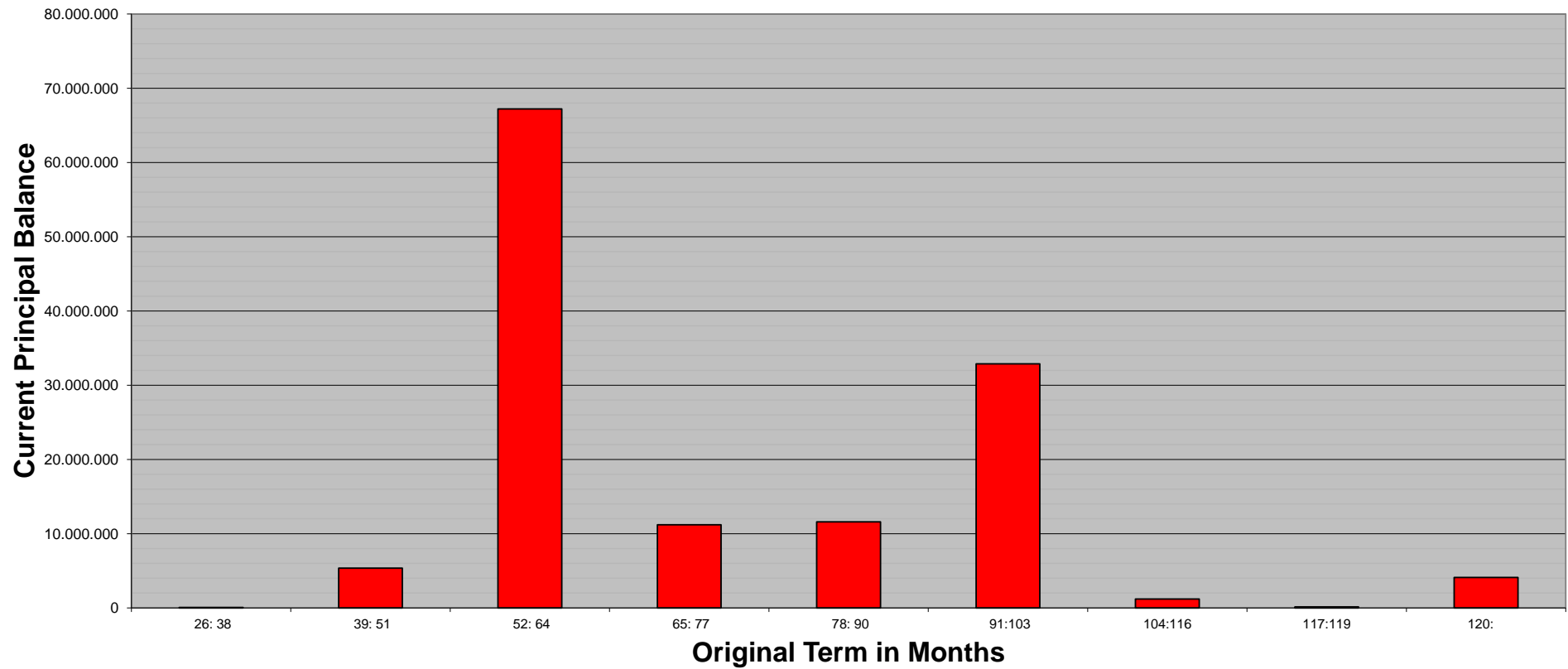
Statistics

WA Original Term	74,20
------------------	-------

**SC Germany Auto 2019-1
Monthly Investor Report**

19.1 Original Term (Graph)

Reporting Date			10.11.2023			
Payment Date			13.11.2023			
Period No			48			
Monthly Period			Nov 2023			
Interest Period	from	13.10.2023	to	13.11.2023	=	31 days
Collection Period	from	01.10.2023	to	31.10.2023		



**SC Germany Auto 2019-1
Monthly Investor Report**

**20. Manufacturer
Brands & Fueltype**



Reporting Date	10.11.2023				
Payment Date	13.11.2023				
Period No	48				
Monthly Period	Nov 2023				
Interest Period	from	13.10.2023	to	13.11.2023	= 31 days
Collection Period	from	01.10.2023	to	31.10.2023	

Manufacturer brands	Current Principal Balance in EUR	Percentage of Total Balance	Number of Loans	Percentage of Total Loans
1	15.598.708,38	11,66%	2.020	11,81%
2	15.247.258,68	11,40%	1.871	10,94%
3	10.793.368,32	8,07%	1.472	8,61%
4	9.870.707,27	7,38%	1.196	6,99%
5	8.739.665,63	6,53%	1.039	6,08%
6	8.156.829,98	6,10%	1.297	7,58%
7	7.948.211,70	5,94%	892	5,22%
8	6.146.310,67	4,59%	660	3,86%
9	5.955.376,92	4,45%	820	4,80%
10	5.211.220,30	3,90%	614	3,59%
11	4.698.625,41	3,51%	610	3,57%
12	4.369.943,63	3,27%	534	3,12%
13	3.637.394,21	2,72%	550	3,22%
14	2.788.053,87	2,08%	290	1,70%
15	2.329.607,52	1,74%	316	1,85%
Total	111.491.282,49	83,34%	14.181	82,92%

TOP 15 manufacturer brands in alphabetical order:

Audi, BMW, Citroen, Fiat, Ford, Hyundai, Kia, Mercedes, Mazda, Opel, Renault, Seat, Skoda, VW, Volvo

Fuel	Current Principal Balance in EUR	Percentage of Total Balance	Number of Loans	Percentage of Total Loans
Petrol	58.697.531,38	43,88%	9.019	52,74%
Diesel Euro 6	15.054.411,20	11,25%	1.566	9,16%
Diesel Euro 5	8.728.977,24	6,53%	1.320	7,72%
Diesel < Euro 5	13.944.189,56	10,42%	1.594	9,32%
Other	1.936.134,12	1,45%	231	1,35%
n/a	35.411.993,72	26,47%	3.371	19,71%
Total	133.773.237,22	100,00%	17.101	100,00%

SC Germany Auto 2019-1
Monthly Investor Report

21. Amortisation Profile



Reporting Date	10.11.2023				
Payment Date	13.11.2023				
Period No	48				
Monthly Period	Nov 2023				
Interest Period	from	13.10.2023	to	13.11.2023	= 31 days
Collection Period	from	01.10.2023	to	31.10.2023	

Amortisation profile

Collection Period	Outstanding Volume	Collection Period	Outstanding Volume	Collection Period	Outstanding Volume
1	133.773.237,22 €	51	1.760.727,62 €	101	- €
2	129.346.927,17 €	52	1.591.259,98 €	102	- €
3	124.408.265,75 €	53	1.438.691,22 €	103	- €
4	119.788.412,63 €	54	1.305.810,35 €	104	- €
5	114.818.435,70 €	55	1.191.449,85 €	105	- €
6	109.427.271,38 €	56	1.090.034,78 €	106	- €
7	104.029.021,30 €	57	997.381,23 €	107	- €
8	95.714.541,05 €	58	916.701,69 €	108	- €
9	86.792.219,92 €	59	846.619,13 €	109	- €
10	76.205.615,36 €	60	781.468,08 €	110	- €
11	64.915.803,78 €	61	723.746,45 €	111	- €
12	55.176.314,39 €	62	667.916,73 €	112	- €
13	51.983.733,06 €	63	612.968,16 €	113	- €
14	49.089.492,99 €	64	558.426,69 €	114	- €
15	46.100.556,18 €	65	505.045,70 €	115	- €
16	43.422.027,11 €	66	453.249,96 €	116	- €
17	40.600.785,65 €	67	403.639,22 €	117	- €
18	37.493.942,13 €	68	356.037,46 €	118	- €
19	35.205.192,20 €	69	312.157,88 €	119	- €
20	32.912.100,88 €	70	272.598,55 €		
21	30.690.252,96 €	71	236.477,93 €		
22	28.574.240,48 €	72	206.938,15 €		
23	26.832.580,49 €	73	184.248,43 €		
24	25.144.388,07 €	74	162.615,99 €		
25	23.898.768,61 €	75	142.012,07 €		
26	22.671.829,35 €	76	122.942,56 €		
27	21.461.833,96 €	77	104.063,05 €		
28	20.236.738,38 €	78	85.268,25 €		
29	19.056.227,61 €	79	67.218,52 €		
30	17.894.503,35 €	80	50.946,57 €		
31	16.751.877,39 €	81	35.289,32 €		
32	15.625.839,55 €	82	21.851,04 €		
33	14.506.927,45 €	83	12.358,61 €		
34	13.294.197,10 €	84	7.046,94 €		
35	12.092.729,09 €	85	5.159,81 €		
36	10.943.361,19 €	86	3.861,68 €		
37	10.046.766,70 €	87	2.757,86 €		
38	9.181.104,69 €	88	1.951,79 €		
39	8.334.036,62 €	89	1.564,02 €		
40	7.507.337,78 €	90	1.174,96 €		
41	6.695.615,74 €	91	784,61 €		
42	5.906.284,23 €	92	392,95 €		
43	5.144.883,56 €	93	- €		
44	4.421.067,56 €	94	- €		
45	3.771.984,05 €	95	- €		
46	3.211.531,35 €	96	- €		
47	2.748.003,85 €	97	- €		
48	2.406.279,75 €	98	- €		
49	2.163.107,63 €	99	- €		
50	1.947.326,98 €	100	- €		

SC Germany Auto 2019-1
Monthly Investor Report

22. Priority of Payments + Transaction Costs



Reporting Date	10.11.2023				
Payment Date	13.11.2023				
Period No	48				
Monthly Period	Nov 2023				
Interest Period	from	13.10.2023	to	13.11.2023	= 31 days
Collection Period	from	01.10.2023	to	31.10.2023	

Priority of Payments

Available Distribution Amount	8.441.765,46 €
Taxes and Senior Expenses	- 22.105,44 €
Net Swap Payments	-- 343.210,71 €
Interest Class A Notes	- 376.068,00 €
Payments to Liquidity Reserve Fund	- 1.000.000,00 €
If no Principal Deficiency Trigger Event has occurred, Interest Class B Notes	- 15.498,00 €
Replenishment	- - €
Purchase Shortfall Ledger	- 11,78 €
Principal Payments Class A	- 6.898.206,00 €
Upon a Principal Deficiency Trigger Event, Interest Class B Notes	- - €
Principal Payments Class B	- - €
Payments to Commingling Reserve Ledger	- - €
Payments to Set-Off Reserve Ledger	- - €
Swap Termination Payments	- - €
Interest Commingling/Set-Off Reserve	- - €
Interest Subordinated Loan	- 1.291,67 €
Principal Payments Subordinated Loan	- - €
Payments to Seller	- 471.795,28 €

Transaction Costs

	All notes	Class A	Class B
Senior Expenses	22.105,44 €		
Interest accrued for the Period	- 391.566,00 €	- 376.068,00 €	- 15.498,00 €
Cumulative Interest accrued	- 8.578.990,50 €	- 7.855.525,50 €	- 723.465,00 €
Interest Payments	- 391.566,00 €	- 376.068,00 €	- 15.498,00 €
Cumulative Interest Payments	- 8.578.990,50 €	- 7.855.525,50 €	- 723.465,00 €
Interest accrued on Subordinated Loan for the Period	- 1.291,67 €		
Cumulative Interest accrued on Subordinated Loan	- 115.133,89 €		
Interest Payments on Subordinated Loan	- 1.291,67 €		
Cumulative Interest Payments on Subordinated Loan	- 115.133,89 €		
Unpaid Interest for the Period	- - €		
Cumulative Unpaid Interest	- - €		

**SC Germany Auto 2019-1
Monthly Investor Report**

23. Swap Counterparty



Reporting Date	10.11.2023				
Payment Date	13.11.2023				
Period No	48				
Monthly Period	Nov 2023				
Interest Period	from	13.10.2023	to	13.11.2023	= 31 days
Collection Period	from	01.10.2023	to	31.10.2023	

Swap Counterparty

Swap Counterparty Royal Bank of Canada
Swap Rating Trigger Breach no

Rating Trigger & Current Ratings	Consequenses	Fitch			Moody's			Trigger breach
		Long Term or Derivative Counterparty Rating	Short Term	Outlook	Long Term (CRA)	Short Term	Outlook	
1st Rating Trigger	Collateral, Guarantee or Replacement	A-	F1		A3(cr)			no
2nd Rating Trigger	Guarantee or Replacement	BBB-	F3		Baa3(cr)			no
Current Counterparty Ratings		AA(dcr)	F1+	STABLE	Aa1(cr)	P-1(cr)	STABLE	

Current Swap Data

Swap Type Fixed Floating Interest Rate Swap
Notional Amount 95.671.455,00 €
Fixed Rate 0,3990%
Floating Rate (Euribor) 3,8650%
Net Swap Payments 343.210,71 €
Notional Amount next period 88.773.249,00 €

Swap Counterparty Details

Royal Bank of Canada
Riverbank House
2 Swan Lane
London EC4R 3BF
United Kingdom
Phone +44 1 416 842 4736

Counterparty Replacement

Old Counterparty Royal Bank of Canada
Current Counterparty Royal Bank of Canada

Swap Collateral

Beginning of Period - €
Cash Outflow - €
Cash Inflow - €
End of Period - €

Ratings as of 31.10.2023, data source: Bloomberg

In case of Fitch, only one required rating must be held

**SC Germany Auto 2019-1
Monthly Investor Report**

24. Retention



Reporting Date	10.11.2023				
Payment Date	13.11.2023				
Period No	48				
Monthly Period	Nov 2023				
Interest Period	from	13.10.2023	to	13.11.2023	= 31 days
Collection Period	from	01.10.2023	to	31.10.2023	

For the purposes of compliance with the requirements of article 6(3)d) of the Securitisation Regulation, the Seller will do each of the following: first, the Seller will retain, in its capacity as originator within the meaning of the Securitisation Regulation, on an on-going basis until the earlier of (i) the redemption of the Class A Notes in full or (ii) the Legal Maturity Date, a first loss tranche constituted by the claim for repayment of the outstanding loan advance of initially EUR 2,775,000 (as of the Note Issuance Date, as reduced from time to time) made available by the Seller in its capacity as Subordinated Loan Provider to the Issuer under the Subordinated Loan Agreement as of the Note Issuance Date. The nominal amount of such loan advance equals 0.5 per cent. of the Class A Principal Amount as of the Note Issuance Date. Subject to certain additional restrictions, the loan advance will only become repayable to the Seller on any relevant date if and to the extent its outstanding amount exceeds an amount equal to the Required Liquidity Reserve Amount as of such date. Prior to the redemption of the Class A Notes in full, the Required Liquidity Reserve Amount will be equal to at least EUR 1,000,000. Pursuant to the Pre-Enforcement Priority of Payments and the Post-Enforcement Priority of Payments (as applicable), any payments due under the Subordinated Loan Agreement are subordinated to payments due under the Notes. Second, the Seller will retain, on an on-going basis until the earlier of (i) the redemption of the Class A Notes in full or (ii) the Legal Maturity Date, the Class B Notes in an aggregate principal amount equal to at least 5 per cent. of the securitised exposures (the "Retained Class B Notes")

Outstanding Principal Balance of Purchased Receivables as of the Offer Date:	599.999.998,18 €
Outstanding Principal Balance of Purchased Receivables as of the beginning of the Monthly Period:	140.671.438,31 €
Outstanding Principal Balance of Purchased Receivables as of the end of the Monthly Period:	133.773.237,22 €
Outstanding Principal Balance of the Subordinated Loan as of the Offer Date:	2.775.000,00 €
Outstanding Principal Balance of the Subordinated Loan as of the beginning of the Monthly Period:	1.000.000,00 €
Outstanding Principal Balance of the Subordinated Loan as of the end of the Monthly Period:	1.000.000,00 €
Outstanding Balance of the Class B Notes as of the Offer Date:	45.000.000,00 €
Outstanding Balance of the Class B Notes as of the beginning of the Monthly Period:	45.000.000,00 €
Outstanding Balance of the Class B Notes of the end of the Monthly Period:	45.000.000,00 €
Net Economic Interest Ratio as of Offer Date:	7,96%
Net Economic Interest Ratio as of the beginning of the Monthly Period:	32,70%
Net Economic Interest Ratio as of the end of the Monthly Period:	34,39%

**SC Germany Auto 2019-1
Monthly Investor Report**

25. Counterparties



Reporting Date	10.11.2023				
Payment Date	13.11.2023				
Period No	48				
Monthly Period	Nov 2023				
Interest Period	from	13.10.2023	to	13.11.2023	= 31 days
Collection Period	from	01.10.2023	to	31.10.2023	

Joint Lead Managers:

eMail: jan.grosser@sgcib.com
Phone: +49 69 7174255

eMail: jord.van.wingerden@ing.com
Phone: +31 20 563 8002

eMail: shaun.baddeley@santanderpcb.com
Phone: +44 20 7756 4309

eMail: stafford.k.butt@wellsfargo.com
Phone: +44 203 942 9678

Paying Agent:

eMail: martin.olcese@bnymellon.com
Phone: +44 207 163 3834

Transaction Account:

eMail: tsampikos.trigenis@bnymellon.com
Phone: +49 (0)69 12014 1772

Transaction Security Trustee:

eMail: cschroeder@wilmingtontrust.com
Phone: +33(0) 1 53 43 29 07

Data Trustee:

eMail: rowens@wilmingtontrust.com
Phone: +353 1 612 5558

Rating Agencies:

Société Générale S.A.
One Bank Street
Canary Wharf, London E14 4SG
United Kingdom

ING Bank N.V.
Bijlmerplein 888
1102 MG Amsterdam
The Netherlands

Banco Santander S.A.
Santander Global Banking and Markets
2 Triton Square, Regent's Place
London NW1 3AN
United Kingdom

Wells Fargo Securities International Ltd.
33 King William Street
London EC4R 9AT
United Kingdom

Bank of New York Mellon
Corporate Trust Administration
One Canada Square
London E14 5AL
United Kingdom

Bank of New York Mellon
Messeturm
Friedrich-Ebert-Anlage 49
60327 Frankfurt am Main
Germany

Wilmington Trust (Paris) SAS
21 - 23 Boulevard Haussmann
2eme etage, 75009 Paris
France

Wilmington Trust SP Services (Dublin) Limited
Fourth Floor, 3 George's Dock
IFSC, Dublin 1, D01 X5X0
Ireland

Fitch Ratings Limited
Neue Mainzer Strasse 45 - 50
60311 Frankfurt am Main
Germany

Moody's Deutschland GmbH
Structured Finance Monitoring
An der Welle 5
60325 Frankfurt am Main
Germany

Fitch			Moody's			Counterparty status
Long Term	Short Term	Outlook	Long Term	Short Term	Outlook	
A	F1	POS	A1(cr)	P-1(cr)	STABLE	performing
A+	F1	STABLE	Baa1	-	STABLE	performing
A-	F1	STABLE	A3(cr)	P-2(cr)	STABLE	performing
A+	F1	STABLE	A1	P-1	STABLE	performing
AA	F1+	STABLE	Aa1(cr) *	P-1(cr)	-	performing
AA	F1+	STABLE	Aa1(cr) *	P-1(cr)	-	performing
-	-	-	-	-	-	performing
-	-	-	-	-	-	performing

Ratings as of 31.10.2023, data source: Bloomberg

**SC Germany Auto 2019-1
Monthly Investor Report**

26. Issuer Information



Reporting Date		10.11.2023				
Payment Date		13.11.2023				
Period No		48				
Monthly Period		Nov 2023				
Interest Period	from	13.10.2023	to	13.11.2023	=	31 days
Collection Period	from	01.10.2023	to	31.10.2023		

Deal Name: SC Germany Auto 2019-1

Issuer: SC Germany Auto 2019-1 UG (haftungsbeschränkt)
The Managing Directors
Steinweg 3-5
60313 Frankfurt am Main
Germany
eMail fradirectors@wilmingtontrust.com
fax +49 (0) 69 2992 5387

LEI: 529900GIC76ISJJIDB94

Seller of the Receivables: Santander Consumer Bank AG

Servicer Name: Santander Consumer Bank AG

Reporting Entity: Santander Consumer Bank AG
Capital Markets
Santander-Platz 1
41061 Mönchengladbach
Germany
eMail abs_ger@santander.de
fax +49 (0) 2161 690 7077

SPV-Administrator: Wilmington Trust SP Services (Frankfurt) GmbH
Steinweg 3-5
60313 Frankfurt am Main
Germany
eMail fradirectors@wilmingtontrust.com
fax +49 (0) 69 2992 5387

**SC Germany Auto 2019-1
Monthly Investor Report**

27. Santander Consumer Bank



Contact Details

Team Securitization

Stefan Zilligen +49-2161-690-6069
Christina Opwis +49-2161-690-7086
Team ABS

stefan.zilligen@santander.de
christina.opwis@santander.de
abs_ger@santander.de

Reporting Date	10.11.2023	
Payment Date	13.11.2023	
Period No	48	
Monthly Period	Nov 2023	
Interest Period	from 13.10.2023	to 13.11.2023 = 31 days
Collection Period	from 01.10.2023	to 31.10.2023

Ratings Santander

Banco Santander S.A.

Santander Consumer Finance S.A.

Santander Consumer Bank AG

Fitch			Moody's		
Long Term	Short Term	Outlook	Long Term	Short Term	Outlook
A-	F1	STABLE	A3(cr)	P-2(cr)	STABLE
A	F1	STABLE	A3(cr)	P-2(cr)	STABLE
A-	F2	STABLE	A1(cr)	P-1(cr)	STABLE

Ratings as of 31.10.2023, data source: Bloomberg

SC Germany Auto 2019-1 Monthly Investor Report

28. Glossary



Reporting Date		10.11.2023				
Payment Date		13.11.2023				
Period No		48				
Monthly Period		Nov 2023				
Interest Period	from	13.10.2023	to	13.11.2023	=	31 days
Collection Period	from	01.10.2023	to	31.10.2023		

Aggregate Outstanding Principal Amount:	Shall mean in respect of all Purchased Receivables at any time, the aggregate of the Outstanding Principal Amounts of all Purchased Receivables which, as of such time, are not defaulted receivables.
Balloon Loan:	A loan where the final payment due is higher than any of the previous loan instalments payable by the relevant debtor.
Balloon Payment:	The final payment of a balloon loan.
Defaulted Receivables	Shall mean as of any date, any purchased receivable which has been declared due and payable in full in accordance to the Credit and Collection Policy which in principal is between 120 and 180 calendar days after the due date.
Delinquent Receivable:	Shall mean as of any date, any purchased receivable which is more than 30 days overdue and not a defaulted contract.
Downpayment:	The initial upfront portion of the total net amount due at the time of finalizing the contract.
Excess Spread:	Excess Spread equals WA Portfolio Yield minus Fixed Swap Rate minus Class B Notes Margin
Gap Insurance:	Insurance which covers the risk that loss is incurred if the relevant Financed Vehicle has to be completely written off (total damage) due to fire, accident (irrespective of whether such accident was caused by the Debtor or a third party), flooding or theft
Legal Maturity:	Final Payment date on which all outstanding notes will mature.
Expected Maturity:	Maturity date of the notes under the assumption of inter alia (a) a 15% constant prepayment rate, (b) an exercised Clean-Up Call at 10% and (c) 0% cumulative gross losses.
Leisure:	Is composed of motorised and not motorised caravans and campers.
Payment Protection Insurance:	Insurance, composed of life insurance and/or accident insurance and/or temporary disability insurance and/or unemployment insurance, which covers the risk that a Debtor in its capacity as insured person is unable to pay the Loan Instalments owed by such Debtor life insurance
Recoveries:	Any amount received on defaulted contracts
Repair Cost Insurance:	Insurance which covers repair costs for the repair of certain important components of the Financed Vehicle
Set-Off Reserves:	Protection against set-off risks due to deposits
Used Vehicle	Shall mean any Financed Vehicle the date of purchase of which by the relevant debtor was later than 12 months after the date of first registration of such Financed Vehicle