

# SC Germany Auto 2019-1 Monthly Investor Report



**SC Germany Auto 2019-1  
Monthly Investor Report**

**Cover Sheet Monthly Investor Report**



Reporting Date	10.07.2023				
Payment Date	13.07.2023				
Period No	44				
Monthly Period	Jul 2023				
Interest Period	from	13.06.2023	to	13.07.2023	= 30 days
Collection Period	from	01.06.2023	to	30.06.2023	

<b>Index</b>	<b>Page</b>
1. Portfolio Information	<a href="#">1</a>
2. Reserve Accounts	<a href="#">2</a>
3. Delinquency Data	<a href="#">3</a>
4. Default Data	<a href="#">4</a>
4.1 Default Data per Quarter	<a href="#">5</a>
5. Concentration Limits	<a href="#">6</a>
6. Outstanding Notes	<a href="#">7</a>
7. Original Principal Balance	<a href="#">8</a>
7.1 Original PB (Graph)	<a href="#">9</a>
8. Current Principal Balance	<a href="#">10</a>
8.1 Current PB (Graph)	<a href="#">11</a>
9. Borrower Concentration	<a href="#">12</a>
10. Geographical Distribution	<a href="#">13</a>
10.1 Geographical Distribution (Graph)	<a href="#">14</a>
11. Object/Vehicle Type	<a href="#">15</a>
12. Insurances	<a href="#">16</a>
13. Type of Contract	<a href="#">17</a>
14. Payment Methods	<a href="#">18</a>
15. Downpayment	<a href="#">19</a>
16. Effective Interest Rate	<a href="#">20</a>
16.1 Effective Interest Rate (Graph)	<a href="#">21</a>
17. Seasoning	<a href="#">22</a>
17.1 Seasoning (Graph)	<a href="#">23</a>
18. Remaining Term	<a href="#">24</a>
18.1 Remaining Term (Graph)	<a href="#">25</a>
19. Original Term	<a href="#">26</a>
19.1 Original Term (Graph)	<a href="#">27</a>
20. Manufacturer Brands & Fueltype	<a href="#">28</a>
21. Amortisation Profile	<a href="#">29</a>
22. Priority of Payments + Transaction Costs	<a href="#">30</a>
23. Swap Counterparty	<a href="#">31</a>
24. Retention	<a href="#">32</a>
25. Counterparties	<a href="#">33</a>
26. Issuer Information	<a href="#">34</a>
27. Santander Consumer Bank	<a href="#">35</a>
28. Glossary	<a href="#">36</a>

**SC Germany Auto 2019-1  
Monthly Investor Report**

**1. Portfolio Information**



Reporting Date	10.07.2023				
Payment Date	13.07.2023				
Period No	44				
Monthly Period	Jul 2023				
Interest Period	from	13.06.2023	to	13.07.2023	= 30 days
Collection Period	from	01.06.2023	to	30.06.2023	

Outstanding Receivables	No. of Contracts	current period	previous period
		Aggregate Outstanding Principal Amount	Aggregate Outstanding Principal Amount
<b>Beginning of Period</b>	<b>21.717</b>	<b>178.105.100,88 €</b>	<b>187.944.545,73 €</b>
Scheduled Principal Payments		7.344.321,85 €	6.780.510,86 €
Prepayment Principal		3.018.719,83 €	2.939.592,54 €
Others		40.395,76 €	60.330,01 €
<b>Total Principal Collections</b>		<b>10.403.437,44 €</b>	<b>9.780.433,41 €</b>
<b>Total Interest Collections</b>		<b>635.708,05 €</b>	<b>693.713,35 €</b>
<b>Defaults</b>		<b>63.284,12 €</b>	<b>59.011,44 €</b>
<b>Replenishment Amount</b>		<b>- €</b>	<b>- €</b>
End of Period		<b>167.638.379,32 €</b>	<b>178.105.100,88 €</b>
Purchase Shortfall Amount		26,18 €	49,62 €
<b>Total Assets (End of Period)</b>	<b>20.679</b>	<b>167.638.405,50 €</b>	<b>178.105.150,50 €</b>
Current Prepayment Rate (annualised)		18,55%	

**SC Germany Auto 2019-1  
Monthly Investor Report**

**2. Reserve Accounts**



Reporting Date	10.07.2023				
Payment Date	13.07.2023				
Period No	44				
Monthly Period	Jul 2023				
Interest Period from	13.06.2023	to	13.07.2023	=	30 days
Collection Period from	01.06.2023	to	30.06.2023		

**Reserve Accounts**

Reserve Account	in %		Trigger Event y/n
Beginning of Period	0,56%	1.000.000,00 €	
Cash Outflow		0,00 €	
Cash Inflow		0,00 €	
End of Period	0,60%	1.000.000,00 €	
Required Reserve Fund	0,60%	1.000.000,00 €	
<b>Commingling Reserve</b>			
	in %		
Beginning of Period			no
Cash Outflow			no
Cash Inflow			no
End of Period			no
Required Commingling Reserve Fund			no
<b>Set-Off Reserve</b>			
	in %		
Beginning of Period			no
Cash Outflow			no
Cash Inflow			no
End of Period			no
Required Set-Off Reserve (X) Fund			no

SC Germany Auto 2019-1  
Monthly Investor Report

Reporting Date	10.07.2023		
Payment Date	13.07.2023		
Period No	44		
Monthly Period	Jul 2023		
Interest Period	from	13.06.2023	to 13.07.2023 = 30 days
Collection Period	from	01.06.2023	to 30.06.2023

3. Delinquency Data



Delinquency Data and Ratios

Collection Period	Outstanding EOP	Days past due				not delinquent	Days past due			
		1-30	31-60	61-90	>90		1-30	31-60	61-90	>90
1	599.999.999,69 €	-	-	-	-	100,00%	0,00%	0,00%	0,00%	0,00%
2	599.999.998,97 €	762.666,96 €	258.599,49 €	38.608,75 €	-	99,82%	0,13%	0,04%	0,01%	0,00%
3	599.999.999,16 €	469.335,93 €	397.411,14 €	156.319,12 €	29.835,09 €	99,82%	0,08%	0,07%	0,03%	0,00%
4	599.999.999,21 €	973.549,69 €	454.697,20 €	34.005,37 €	291.483,09 €	99,71%	0,16%	0,08%	0,01%	0,05%
5	599.999.999,14 €	793.246,10 €	688.512,37 €	239.674,18 €	233.287,16 €	99,67%	0,13%	0,11%	0,04%	0,04%
6	599.999.999,29 €	1.102.491,40 €	634.108,00 €	283.372,90 €	342.080,71 €	99,61%	0,18%	0,11%	0,05%	0,06%
7	599.999.999,31 €	1.237.661,88 €	671.825,09 €	260.923,75 €	420.482,25 €	99,57%	0,21%	0,11%	0,04%	0,07%
8	599.999.999,63 €	801.693,41 €	813.123,27 €	218.595,04 €	452.063,61 €	99,62%	0,13%	0,14%	0,04%	0,08%
9	599.999.999,19 €	710.725,96 €	712.880,41 €	324.115,76 €	532.711,19 €	99,62%	0,12%	0,12%	0,05%	0,09%
10	599.999.999,64 €	1.540.584,87 €	569.801,42 €	334.832,38 €	558.299,65 €	99,50%	0,26%	0,09%	0,06%	0,09%
11	599.999.999,33 €	1.318.062,67 €	1.110.917,49 €	217.449,39 €	617.045,73 €	99,46%	0,22%	0,19%	0,04%	0,10%
12	599.999.998,90 €	1.458.107,19 €	984.726,32 €	295.392,56 €	811.023,87 €	99,41%	0,24%	0,16%	0,05%	0,14%
13	583.127.615,69 €	1.196.751,68 €	931.413,09 €	308.155,90 €	942.264,93 €	99,42%	0,21%	0,16%	0,05%	0,16%
14	566.919.234,58 €	1.362.303,34 €	897.339,09 €	400.812,18 €	952.028,31 €	99,36%	0,24%	0,16%	0,07%	0,17%
15	550.788.256,73 €	1.265.266,45 €	1.010.001,07 €	520.004,61 €	993.538,18 €	99,31%	0,23%	0,18%	0,09%	0,18%
16	533.963.845,00 €	1.694.049,34 €	838.102,31 €	483.842,13 €	1.148.171,58 €	99,22%	0,32%	0,16%	0,09%	0,22%
17	515.402.966,02 €	982.807,47 €	904.137,57 €	506.308,39 €	929.696,64 €	99,36%	0,19%	0,18%	0,10%	0,18%
18	498.761.900,41 €	828.444,04 €	715.684,68 €	502.890,97 €	737.520,07 €	99,44%	0,17%	0,14%	0,10%	0,15%
19	482.013.667,43 €	873.465,93 €	665.004,32 €	320.030,13 €	681.549,40 €	99,47%	0,18%	0,14%	0,07%	0,14%
20	465.254.051,33 €	1.158.270,46 €	771.239,09 €	307.671,16 €	662.557,97 €	99,38%	0,25%	0,17%	0,07%	0,14%
21	448.665.496,74 €	999.430,82 €	790.706,74 €	330.881,70 €	568.209,99 €	99,40%	0,22%	0,18%	0,07%	0,13%
22	433.051.452,56 €	1.113.931,18 €	877.805,09 €	367.616,62 €	423.764,62 €	99,36%	0,26%	0,20%	0,08%	0,10%
23	417.830.624,66 €	737.868,22 €	854.952,16 €	461.973,67 €	561.065,96 €	99,37%	0,18%	0,20%	0,11%	0,13%
24	403.283.194,16 €	1.119.611,49 €	625.265,97 €	431.422,47 €	768.082,13 €	99,27%	0,28%	0,16%	0,11%	0,19%
25	388.991.521,75 €	1.215.267,85 €	621.339,38 €	265.681,10 €	848.487,56 €	99,24%	0,31%	0,16%	0,07%	0,22%
26	375.608.318,90 €	1.010.695,82 €	784.955,03 €	420.157,15 €	800.660,61 €	99,20%	0,27%	0,21%	0,11%	0,21%
27	361.409.132,79 €	752.137,06 €	627.091,19 €	270.605,66 €	1.037.206,01 €	99,26%	0,21%	0,17%	0,07%	0,29%
28	347.209.934,18 €	255.787,43 €	587.225,58 €	361.419,44 €	1.234.256,27 €	99,30%	0,07%	0,17%	0,10%	0,36%
29	333.134.982,12 €	887.765,50 €	431.444,37 €	425.466,81 €	879.816,32 €	99,21%	0,27%	0,13%	0,13%	0,26%
30	320.169.231,82 €	395.835,05 €	803.384,26 €	239.363,94 €	847.706,31 €	99,29%	0,12%	0,25%	0,07%	0,26%
31	305.708.964,10 €	604.113,59 €	501.684,27 €	336.350,13 €	740.474,20 €	99,29%	0,20%	0,16%	0,11%	0,24%
32	292.067.224,70 €	384.318,97 €	655.433,16 €	331.356,72 €	864.427,41 €	99,23%	0,13%	0,22%	0,11%	0,30%
33	279.009.503,24 €	785.147,43 €	320.538,20 €	308.489,68 €	947.071,49 €	99,15%	0,28%	0,11%	0,11%	0,34%
34	265.890.700,29 €	646.815,57 €	563.607,52 €	249.358,21 €	868.141,32 €	99,12%	0,24%	0,21%	0,08%	0,33%
35	254.885.197,31 €	378.615,50 €	623.438,84 €	207.874,29 €	898.767,52 €	99,18%	0,15%	0,24%	0,08%	0,35%
36	244.961.586,55 €	756.151,52 €	241.760,14 €	328.938,10 €	749.643,64 €	99,15%	0,31%	0,10%	0,13%	0,31%
37	235.347.270,70 €	398.922,34 €	630.859,60 €	358.227,87 €	720.379,58 €	99,10%	0,17%	0,27%	0,15%	0,31%
38	226.511.629,82 €	718.977,09 €	166.569,53 €	223.974,00 €	790.078,02 €	99,16%	0,32%	0,07%	0,10%	0,35%
39	216.965.764,13 €	704.814,21 €	428.246,32 €	163.810,41 €	789.171,03 €	99,04%	0,32%	0,20%	0,08%	0,36%
40	207.786.771,47 €	216.862,86 €	583.002,70 €	289.159,05 €	709.032,67 €	99,15%	0,10%	0,27%	0,13%	0,34%
41	197.475.318,04 €	548.172,75 €	307.113,18 €	243.648,63 €	556.289,91 €	99,16%	0,28%	0,16%	0,12%	0,28%
42	187.944.545,73 €	246.782,43 €	504.655,58 €	204.479,43 €	608.552,69 €	99,17%	0,13%	0,27%	0,11%	0,32%
43	178.105.100,88 €	633.808,21 €	265.937,51 €	175.180,20 €	617.368,88 €	99,05%	0,36%	0,15%	0,10%	0,35%
44	167.638.379,32 €	356.976,30 €	405.406,86 €	290.832,96 €	790.803,77 €	98,90%	0,21%	0,24%	0,17%	0,47%

## SC Germany Auto 2019-1 Monthly Investor Report

### 4. Default Data



Reporting Date	10.07.2023	
Payment Date	13.07.2023	
Period No	44	
Monthly Period	Jul 2023	
Interest Period	from 13.06.2023	to 13.07.2023 = 30 days
Collection Period	from 01.06.2023	to 30.06.2023

### Default Data and Ratios

#### Current Default

	Amount	Number of Loans
Current Period Gross Default	63.284,12 €	
Current Period Recoveries	43.705,10 €	
Current Period Net Default	19.579,02 €	
New Number of Defaulted Contracts		6

#### Cumulative Default

Cumulative Gross Default	5.112.999,25 €	
Cumulative Recoveries	2.135.478,22 €	
Cumulative Net Default	2.977.521,03 €	
Total Number of Defaulted Contracts		419

#### Principal Deficiency

	Amount	Trigger Event y/n
Principal Deficiency period before previous period	- €	no
Principal Deficiency previous period	- €	
Principal Deficiency current period	- €	

#### PDL Trigger

#### Repurchased Assets

Current Repurchased Asset Amount through breach of warranty or voluntary buyback	- €
Cumulative Repurchased Asset Amount through breach of warranty or voluntary buyback	- €

SC Germany Auto 2019-1  
Monthly Investor Report

4.1 Default Data per Quarter



Reporting Date	10.07.2023			
Payment Date	13.07.2023			
Period No	44			
Monthly Period	Jul 2023			
Interest Period	from	13.06.2023	to	13.07.2023
Collection Period	from	01.06.2023	to	30.06.2023
				= 30 days

Quarter of Default	Periods	New Defaults	Recoveries	Recoveries in Quarter															
				Q4 2019	Q1 2020	Q2 2020	Q3 2020	Q4 2020	Q1 2021	Q2 2021	Q3 2021	Q4 2021	Q1 2022	Q2 2022	Q3 2022	Q4 2022	Q1 2023	Q2 2023	
n/a	BDS	0,00	0,00	0,00															
Q4 2019	1-2	0,00	0,00	0,00	0,00	0,00	0,00	0,00	0,00	0,00	0,00	0,00	0,00	0,00	0,00	0,00	0,00	0,00	0,00
Q1 2020	3-5	117.635,34	61.624,83	0,00	5.357,40	0,00	870,81	26.540,57	24.000,00	4.856,05	0,00	0,00	0,00	0,00	0,00	0,00	0,00	0,00	0,00
Q2 2020	6-8	20.242,85	13.709,76	0,00	0,00	460,00	1.389,76	11.400,00	0,00	0,00	0,00	0,00	0,00	0,00	0,00	0,00	0,00	0,00	0,00
Q3 2020	9-11	420.855,37	194.737,50	0,00	0,00	0,00	50,00	24.094,96	33.422,26	17.589,18	70.563,00	7.061,54	6.049,56	6.592,68	6.649,13	6.598,86	7.041,83	9.034,88	0,00
Q4 2020	12-14	294.464,89	100.092,10	0,00	0,00	0,00	0,00	2.250,00	13.135,72	45.762,17	22.668,25	2.661,09	2.189,00	3.720,07	4.137,36	1.404,72	1.194,72	969,00	0,00
Q1 2021	15-17	535.573,78	149.921,46	0,00	0,00	0,00	0,00	0,00	3.326,05	7.303,77	13.375,32	62.463,30	15.326,45	21.867,45	14.523,26	5.571,34	3.113,52	3.051,00	0,00
Q2 2021	18-20	563.476,57	229.102,37	0,00	0,00	0,00	0,00	0,00	0,00	994,00	43.403,26	56.568,38	40.619,00	50.524,45	29.108,00	2.899,74	2.515,54	2.470,00	0,00
Q3 2021	21-23	339.700,10	137.173,12	0,00	0,00	0,00	0,00	0,00	0,00	0,00	12.784,70	31.955,86	67.521,59	9.710,94	3.598,62	4.708,62	4.292,79	2.600,00	0,00
Q4 2021	24-26	332.293,36	194.297,69	0,00	0,00	0,00	0,00	0,00	0,00	0,00	0,00	1.268,00	77.298,86	18.836,60	51.582,55	4.202,45	39.699,19	1.410,04	0,00
Q1 2022	27-29	493.952,73	209.180,19	0,00	0,00	0,00	0,00	0,00	0,00	0,00	0,00	0,00	15.603,31	90.640,72	66.241,74	4.592,07	5.700,39	26.401,96	0,00
Q2 2022	30-32	495.809,58	309.815,83	0,00	0,00	0,00	0,00	0,00	0,00	0,00	0,00	0,00	0,00	643,60	11.900,03	128.302,68	93.271,34	75.698,18	0,00
Q3 2022	33-35	529.711,52	215.848,37	0,00	0,00	0,00	0,00	0,00	0,00	0,00	0,00	0,00	0,00	0,00	1.368,37	57.907,24	109.303,80	47.268,96	0,00
Q4 2022	36-38	266.998,46	103.279,31	0,00	0,00	0,00	0,00	0,00	0,00	0,00	0,00	0,00	0,00	0,00	0,00	13.837,81	78.910,26	10.731,44	0,00
Q1 2023	39-41	481.786,08	78.572,73	0,00	0,00	0,00	0,00	0,00	0,00	0,00	0,00	0,00	0,00	0,00	0,00	0,00	7.422,76	71.149,97	0,00
Q2 2023	42-44	220.598,80	650,00	0,00	0,00	0,00	0,00	0,00	0,00	0,00	0,00	0,00	0,00	0,00	0,00	0,00	0,00	650,00	0,00
<b>Total</b>		<b>5.112.999,25</b>	<b>2.135.478,22</b>	<b>0,00</b>	<b>5.357,40</b>	<b>460,00</b>	<b>1.380,81</b>	<b>54.285,29</b>	<b>85.284,03</b>	<b>76.505,17</b>	<b>162.794,53</b>	<b>174.896,68</b>	<b>224.607,77</b>	<b>202.536,51</b>	<b>189.109,06</b>	<b>354.379,60</b>	<b>352.466,14</b>	<b>251.435,23</b>	<b>0,00</b>

**SC Germany Auto 2019-1  
Monthly Investor Report**

**5. Concentration Limits & Early Amortisation Events**



Reporting Date	10.07.2023				
Payment Date	13.07.2023				
Period No	44				
Monthly Period	Jul 2023				
Interest Period	from	13.06.2023	to	13.07.2023	= 30 days
Collection Period	from	01.06.2023	to	30.06.2023	

	Current Transaction Status			Amortizing
Portfolio Concentrations	Minimum-Trigger	Maximum-Trigger	Current Value	Trigger Breach
New Cars (applicable for Total Portfolio)	40,00%	-	-	-
Weighted Average Effective Interest Rate	3,00%	-	-	-
Remaining Term (applicable for Total Portfolio)		65,00	-	-
Receivable per Debtor (EUR)		350.000	-	-
Early Amortisation Events		Maximum-Trigger	Current Value	Trigger Breach
Cumulative Loss Ratio - prior to or on 31 October 2020		0,75%	-	-
Purchase Shortfall Event		60.000.000,00 €	-	-
Note Balance exceeds the aggregate portfolio after the replenishment				-
Termination Event or a Servicer Termination Event				-
Event of Default or a termination event as defined in the Interest Rate Swap				-
<b>Total Sold Receivables</b>		<b>784.919.244,85 €</b>		



**SC Germany Auto 2019-1  
Monthly Investor Report**

**6. Outstanding Notes**



Reporting Date	10.07.2023				
Payment Date	13.07.2023				
Period No	44				
Monthly Period	Jul 2023				
Interest Period	from	13.06.2023	to	13.07.2023	= 30 days
Collection Period	from	01.06.2023	to	30.06.2023	

**1. Note Balance**

	All notes	Class A	Class B
<b>General Note Information</b>			
ISIN Code		XS2066921466	XS2066952776
Currency		EUR	EUR
Initial Tranching	in %	92,5%	7,5%
Legal Maturity		Oct 2032	Oct 2032
Expected Maturity		Sep 2024	Sep 2024
Original Rating (Fitch / Moody's)		AAA (sf) / Aaa (sf)	nr / nr
Current Rating (Fitch / Moody's)*		AAA (sf) / Aaa (sf)	n.r. / n.r.
Initial Notes Aggregate Principal Outstanding Balance	600.000.000,00 €	555.000.000,00 €	45.000.000,00 €
Initial Nominal per Note		100.000,00 €	100.000,00 €
Initial Number of Notes per Class		5.550	450
<b>Current Note Information</b>			
Class Principal Outstanding Balance Beginning of Period	178.105.150,50 €	133.105.150,50 €	45.000.000,00 €
Available Distribution Amount	12.085.569,54 €		
Amortisation	10.466.745,00 €		
Redemption per Class	10.466.745,00 €	10.466.745,00 €	0,00 €
Redemption per Note		1.885,90 €	0,00 €
Class Principal Outstanding Balance End of Period	167.638.405,50 €	122.638.405,50 €	45.000.000,00 €
Current Tranching		73,2%	26,8%
Current Pool Factor		0,22	1,00

**2. Payments to Investors per Note**

	All notes	Class A	Class B
Interest Rate Basis: 1-M Euribor / Spread / Fixed Rate	3,290%	+70bps	0,400%
DayCount Convention		act/360	act/360
Interest Days	30		
Principal Outstanding per Note Beginning of Period		23.982,91 €	100.000,00 €
> Principal Repayment per Note		<b>1.885,90 €</b>	<b>0,00 €</b>
Principal Outstanding per Note End of Period		22.097,01 €	100.000,00 €
> Interest accrued for the period		<b>442.557,00 €</b>	<b>14.998,50 €</b>
Interest Payment		<b>442.557,00 €</b>	<b>14.998,50 €</b>
Interest Payment per Note		<b>79,74 €</b>	<b>33,33 €</b>

**3. Credit Enhancements**

	Class A	Class B
Initial total CE (Subordination, Reserve)	7,96%	0,46%
Current CE (excl. Excess Spread)	27,44%	0,60%

**4. Placement Disclosure**

	Class A	Class B	
Pre-placed privately with investors which are not in the OG	- €	- €	At Closing
Retained by a member of the OG	- €	45.000.000 €	At Closing
Publicly offered to investors which are not in the OG	555.000.000 €	- €	At Closing
Privately-placed with investors which are not in the OG	- €	- €	Current Period
Retained by a member of the OG	- €	45.000.000 €	Current Period
Publicly-placed with investors which are not in the OG	122.638.406 €	- €	Current Period
Initially retained by a member of the OG, but subsequently placed with investors	- €	- €	Current Period

OG stands for Originator Group  
\* Last rating action as of 27.11.2019

**SC Germany Auto 2019-1  
Monthly Investor Report**

**7. Original Principal Balance**



Reporting Date	10.07.2023				
Payment Date	13.07.2023				
Period No	44				
Monthly Period	Jul 2023				
Interest Period	from	13.06.2023	to	13.07.2023	= 30 days
Collection Period	from	01.06.2023	to	30.06.2023	

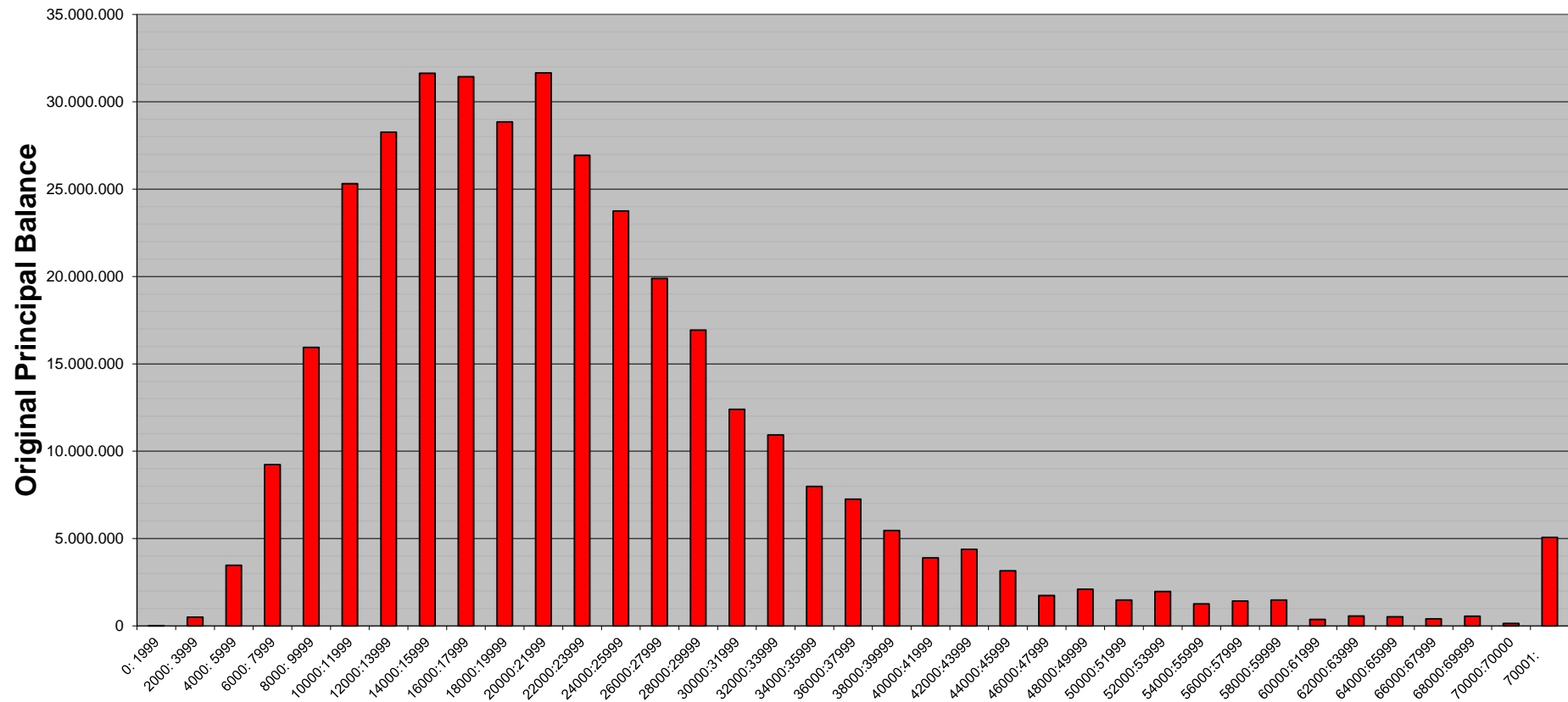
Original Principal Balance (Ranges in EUR)	Original Principal Balance in EUR	Percentage of Total Balance	Number of Loans	Percentage of Total Loans
0: 1999	6.374,55	0,00%	4	0,02%
2000: 3999	504.138,35	0,14%	153	0,74%
4000: 5999	3.467.118,87	0,94%	673	3,25%
6000: 7999	9.230.050,64	2,51%	1.301	6,29%
8000: 9999	15.937.970,16	4,33%	1.765	8,54%
10000:11999	25.309.157,84	6,87%	2.302	11,13%
12000:13999	28.266.509,17	7,68%	2.172	10,50%
14000:15999	31.628.175,00	8,59%	2.109	10,20%
16000:17999	31.439.407,81	8,54%	1.855	8,97%
18000:19999	28.851.160,55	7,83%	1.518	7,34%
20000:21999	31.651.199,64	8,59%	1.510	7,30%
22000:23999	26.937.184,57	7,31%	1.172	5,67%
24000:25999	23.751.359,87	6,45%	951	4,60%
26000:27999	19.884.081,93	5,40%	737	3,56%
28000:29999	16.933.186,98	4,60%	584	2,82%
30000:31999	12.392.757,33	3,36%	400	1,93%
32000:33999	10.932.653,93	2,97%	332	1,61%
34000:35999	7.980.699,15	2,17%	228	1,10%
36000:37999	7.248.484,20	1,97%	196	0,95%
38000:39999	5.460.381,23	1,48%	140	0,68%
40000:41999	3.888.526,84	1,06%	95	0,46%
42000:43999	4.378.022,06	1,19%	102	0,49%
44000:45999	3.151.589,92	0,86%	70	0,34%
46000:47999	1.737.198,76	0,47%	37	0,18%
48000:49999	2.101.745,81	0,57%	43	0,21%
50000:51999	1.474.568,50	0,40%	29	0,14%
52000:53999	1.965.395,29	0,53%	37	0,18%
54000:55999	1.264.569,18	0,34%	23	0,11%
56000:57999	1.420.734,34	0,39%	25	0,12%
58000:59999	1.475.905,40	0,40%	25	0,12%
60000:61999	365.096,10	0,10%	6	0,03%
62000:63999	566.101,26	0,15%	9	0,04%
64000:65999	520.064,82	0,14%	8	0,04%
66000:67999	400.443,20	0,11%	6	0,03%
68000:69999	553.342,26	0,15%	8	0,04%
70000:70000	140.000,00	0,04%	2	0,01%
70001:	5.070.534,81	1,38%	52	0,25%
<b>Total</b>	<b>368.285.890,32</b>	<b>100,00%</b>	<b>20.679</b>	<b>100,00%</b>

Statistics in EUR	
Average Amount	17.809,66

**SC Germany Auto 2019-1  
Monthly Investor Report**

**7.1 Original PB (Graph)**

Reporting Date	10.07.2023	
Payment Date	13.07.2023	
Period No	44	
Monthly Period	Jul 2023	
Interest Period	from 13.06.2023	to 13.07.2023 = 30 days
Collection Period	from 01.06.2023	to 30.06.2023



**SC Germany Auto 2019-1  
Monthly Investor Report**

**8. Current Principal Balance**



Reporting Date	10.07.2023				
Payment Date	13.07.2023				
Period No	44				
Monthly Period	Jul 2023				
Interest Period	from	13.06.2023	to	13.07.2023	= 30 days
Collection Period	from	01.06.2023	to	30.06.2023	

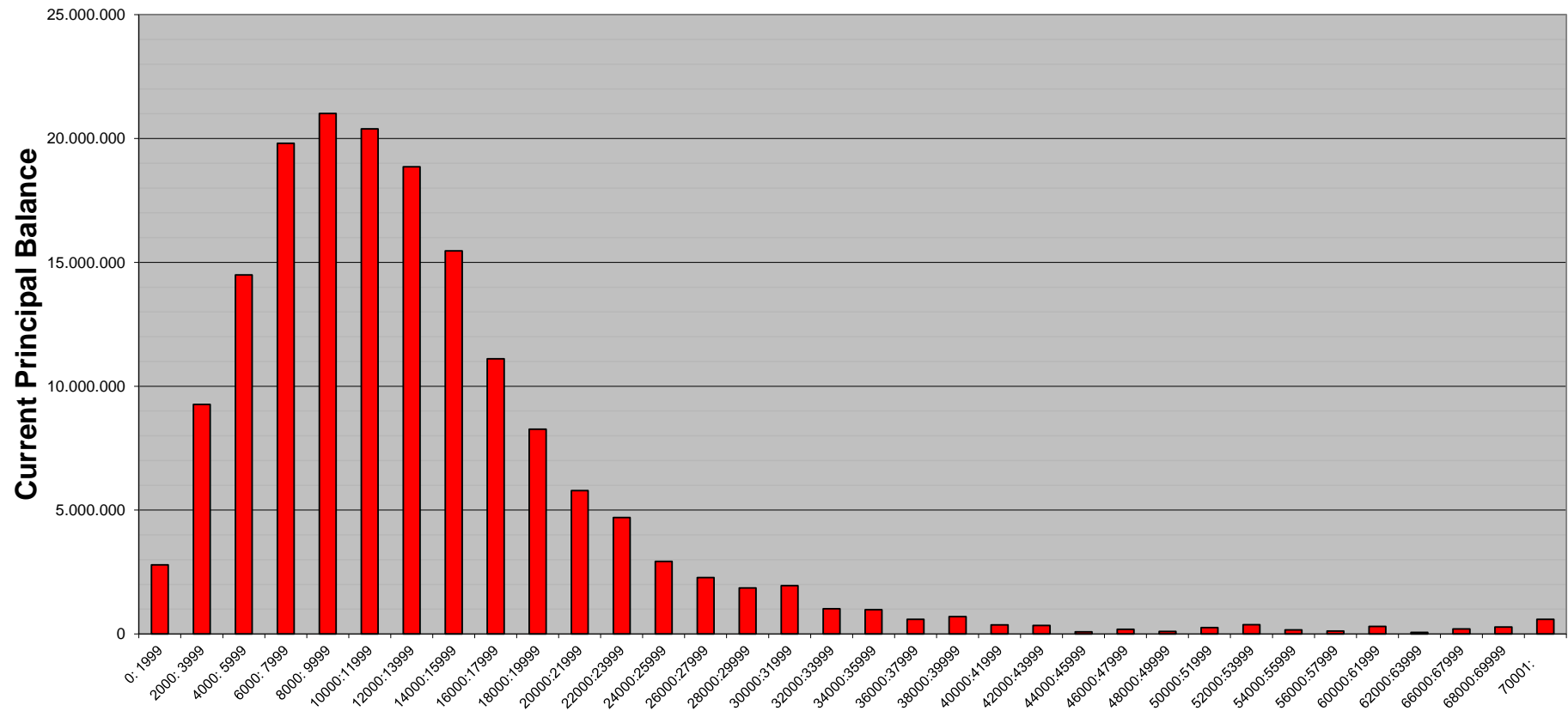
Current Principal Balance (Ranges in EUR)	Current Principal Balance in EUR	Percentage of Total Balance	Number of Loans	Percentage of Total Loans
0: 1999	2.790.411,57	1,66%	3.125	15,11%
2000: 3999	9.264.250,30	5,53%	3.081	14,90%
4000: 5999	14.493.498,93	8,65%	2.898	14,01%
6000: 7999	19.805.260,14	11,81%	2.828	13,68%
8000: 9999	21.009.225,72	12,53%	2.340	11,32%
10000:11999	20.385.301,47	12,16%	1.860	8,99%
12000:13999	18.861.890,28	11,25%	1.456	7,04%
14000:15999	15.462.143,57	9,22%	1.035	5,01%
16000:17999	11.107.643,04	6,63%	656	3,17%
18000:19999	8.264.087,19	4,93%	437	2,11%
20000:21999	5.784.383,99	3,45%	276	1,33%
22000:23999	4.695.508,25	2,80%	205	0,99%
24000:25999	2.925.544,47	1,75%	117	0,57%
26000:27999	2.272.107,23	1,36%	84	0,41%
28000:29999	1.855.397,84	1,11%	64	0,31%
30000:31999	1.950.890,42	1,16%	63	0,30%
32000:33999	1.020.084,83	0,61%	31	0,15%
34000:35999	977.861,46	0,58%	28	0,14%
36000:37999	588.030,85	0,35%	16	0,08%
38000:39999	698.879,62	0,42%	18	0,09%
40000:41999	368.100,83	0,22%	9	0,04%
42000:43999	342.167,72	0,20%	8	0,04%
44000:45999	89.039,33	0,05%	2	0,01%
46000:47999	186.816,65	0,11%	4	0,02%
48000:49999	98.242,04	0,06%	2	0,01%
50000:51999	254.180,67	0,15%	5	0,02%
52000:53999	372.663,40	0,22%	7	0,03%
54000:55999	164.030,13	0,10%	3	0,01%
56000:57999	114.950,64	0,07%	2	0,01%
60000:61999	303.442,63	0,18%	5	0,02%
62000:63999	63.622,65	0,04%	1	0,00%
66000:67999	201.977,60	0,12%	3	0,01%
68000:69999	276.845,13	0,17%	4	0,02%
70001:	589.898,73	0,35%	6	0,03%
<b>Total</b>	<b>167.638.379,32</b>	<b>100,00%</b>	<b>20.679</b>	<b>100,00%</b>

Statistics	in EUR
Average Amount	8.106,70

**SC Germany Auto 2019-1  
Monthly Investor Report**

**8.1 Current PB (Graph)**

Reporting Date	10.07.2023	
Payment Date	13.07.2023	
Period No	44	
Monthly Period	Jul 2023	
Interest Period	from 13.06.2023	to 13.07.2023 = 30 days
Collection Period	from 01.06.2023	to 30.06.2023



**SC Germany Auto 2019-1  
Monthly Investor Report**

**9. Borrower Concentration**



Reporting Date			10.07.2023		
Payment Date			13.07.2023		
Period No			44		
Monthly Period			Jul 2023		
Interest Period	from	13.06.2023	to	13.07.2023	= 30 days
Collection Period	from	01.06.2023	to	30.06.2023	

No	Current Principal Balance in EUR	Percentage of Balance	Number of Loans
1	145.312,67	0,0867%	1
2	112.628,32	0,0672%	1
3	96.843,96	0,0578%	1
4	82.300,36	0,0491%	1
5	80.105,39	0,0478%	1
6	72.708,03	0,0434%	1
7	69.786,04	0,0416%	1
8	69.769,72	0,0416%	1
9	68.772,50	0,0410%	1
10	68.516,87	0,0409%	1
11	67.612,65	0,0403%	1
12	67.232,20	0,0401%	1
13	67.132,75	0,0400%	1
14	63.622,65	0,0380%	1
15	61.494,47	0,0367%	1
16	60.757,73	0,0362%	1
17	60.647,19	0,0362%	1
18	60.487,64	0,0361%	1
19	60.055,60	0,0358%	1
20	58.314,58	0,0348%	2
21	57.809,59	0,0345%	1
22	57.141,05	0,0341%	1
23	54.782,13	0,0327%	1
24	54.661,85	0,0326%	1
25	54.586,15	0,0326%	1
	<b>1.773.082,09</b>	<b>1,0577%</b>	<b>26</b>

**SC Germany Auto 2019-1  
Monthly Investor Report**

**10. Geographical Distribution**



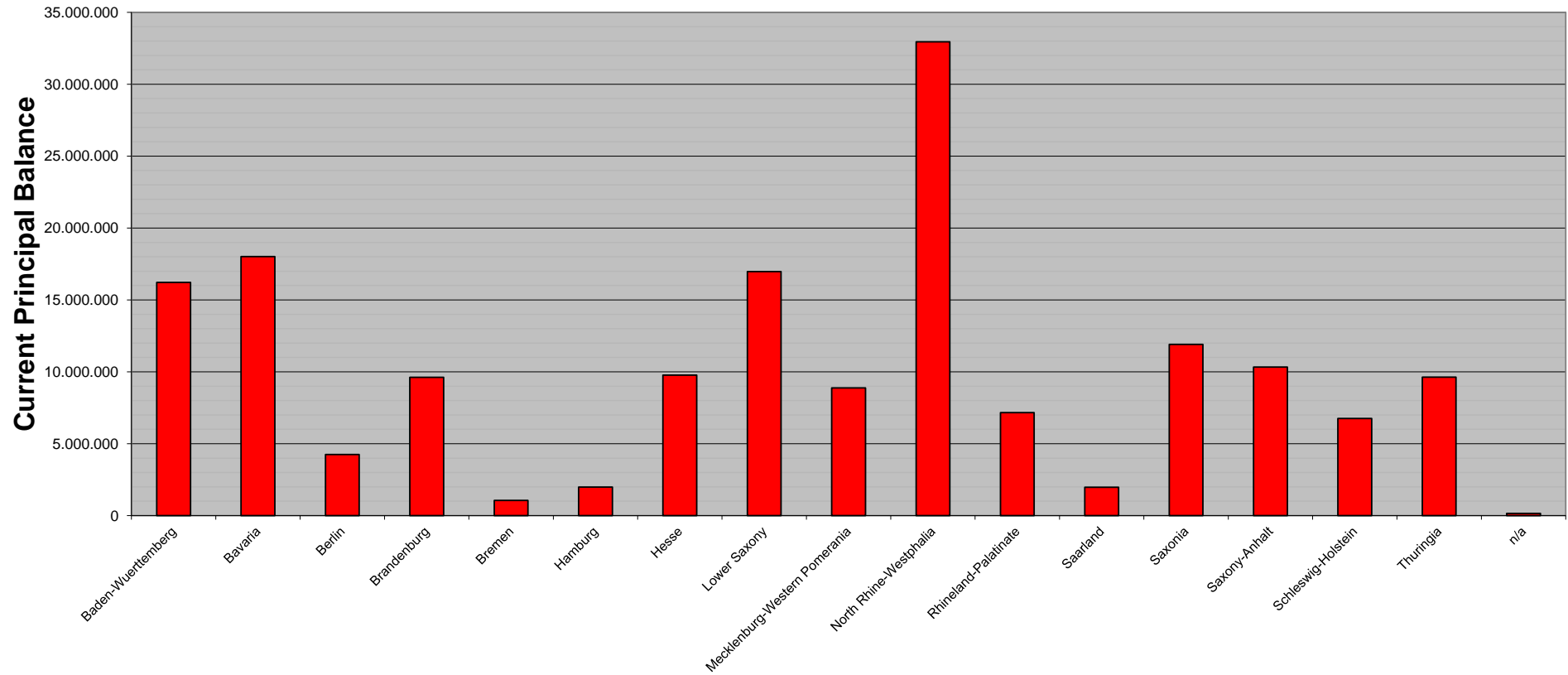
Reporting Date			10.07.2023			
Payment Date			13.07.2023			
Period No			44			
Monthly Period			Jul 2023			
Interest Period	from	13.06.2023	to	13.07.2023	=	30 days
Collection Period	from	01.06.2023	to	30.06.2023		

<i>State</i>	<i>Current Principal Balance in EUR</i>	<i>Percentage of Total Balance</i>	<i>Number of Loans</i>	<i>Percentage of Total Loans</i>
Baden-Wuerttemberg	16.219.039,06	9,68%	1.859	8,99%
Bavaria	18.012.587,65	10,74%	2.080	10,06%
Berlin	4.247.258,71	2,53%	496	2,40%
Brandenburg	9.615.269,04	5,74%	1.214	5,87%
Bremen	1.056.326,33	0,63%	121	0,59%
Hamburg	1.986.062,64	1,18%	229	1,11%
Hesse	9.777.189,92	5,83%	1.138	5,50%
Lower Saxony	16.977.549,71	10,13%	2.116	10,23%
Mecklenburg-Western Pomerania	8.880.321,54	5,30%	1.104	5,34%
North Rhine-Westphalia	32.948.034,87	19,65%	4.213	20,37%
Rhineland-Palatinate	7.159.508,99	4,27%	915	4,42%
Saarland	1.968.558,11	1,17%	260	1,26%
Saxonia	11.908.260,33	7,10%	1.568	7,58%
Saxony-Anhalt	10.336.743,86	6,17%	1.317	6,37%
Schleswig-Holstein	6.761.333,91	4,03%	865	4,18%
Thuringia	9.635.783,23	5,75%	1.166	5,64%
n/a	148.551,42	0,09%	18	0,09%
<b>Total</b>	<b>167.638.379,32</b>	<b>100,00%</b>	<b>20.679</b>	<b>100,00%</b>

**SC Germany Auto 2019-1  
Monthly Investor Report**

**10.1 Geographical Distribution (Graph)**

Reporting Date	10.07.2023	
Payment Date	13.07.2023	
Period No	44	
Monthly Period	Jul 2023	
Interest Period	from 13.06.2023	to 13.07.2023 = 30 days
Collection Period	from 01.06.2023	to 30.06.2023





**SC Germany Auto 2019-1  
Monthly Investor Report**

**11. Object/Vehicle Type**



Reporting Date	10.07.2023	
Payment Date	13.07.2023	
Period No	44	
Monthly Period	Jul 2023	
Interest Period	from 13.06.2023	to 13.07.2023 = 30 days
Collection Period	from 01.06.2023	to 30.06.2023

Vehicle Type		Current Principal Balance in EUR	Percentage of Total Balance	Number of Loans	Percentage of Total Loans
New Vehicle	Commercial	17.317.192,52	10,33%	1.572	7,60%
	Private	55.156.483,39	32,90%	5.956	28,80%
		72.473.675,91	43,23%	7.528	36,40%
Used Vehicle	Commercial	14.962.749,66	8,93%	1.690	8,17%
	Private	80.201.953,75	47,84%	11.461	55,42%
		95.164.703,41	56,77%	13.151	63,60%
<b>Total</b>		<b>167.638.379,32</b>	<b>100,00%</b>	<b>20.679</b>	<b>100,00%</b>

Object Type	Current Principal Balance in EUR	Percentage of Total Balance	Number of Loans	Percentage of Total Loans
Car	158.220.426,35	94,38%	19.437	93,99%
Leisure	6.652.176,36	3,97%	484	2,34%
Motorbike	2.765.776,61	1,65%	758	3,67%
<b>Total</b>	<b>167.638.379,32</b>	<b>100,00%</b>	<b>20.679</b>	<b>100,00%</b>

**SC Germany Auto 2019-1  
Monthly Investor Report**

**12. Insurances**



Reporting Date	10.07.2023			
Payment Date	13.07.2023			
Period No	44			
Monthly Period	Jul 2023			
Interest Period	from	13.06.2023	to	13.07.2023 = 30 days
Collection Period	from	01.06.2023	to	30.06.2023

<i>Payment Protection Insurance</i>	<i>Current Principal Balance in EUR</i>	<i>Percentage of Total Balance</i>	<i>Number of Loans</i>	<i>Percentage of Total Loans</i>
No	69.115.518,19	41,23%	7.896	38,18%
Yes	98.522.861,13	58,77%	12.783	61,82%
<b>Total</b>	<b>167.638.379,32</b>	<b>100,00%</b>	<b>20.679</b>	<b>100,00%</b>

<i>Gap Insurance (Santander Safe)</i>	<i>Current Principal Balance in EUR</i>	<i>Percentage of Total Balance</i>	<i>Number of Loans</i>	<i>Percentage of Total Loans</i>
No	106.300.543,60	63,41%	13.553	65,54%
Yes	61.337.835,72	36,59%	7.126	34,46%
<b>Total</b>	<b>167.638.379,32</b>	<b>100,00%</b>	<b>20.679</b>	<b>100,00%</b>

<i>Repair Cost Insurance (Santander AutoCare)</i>	<i>Current Principal Balance in EUR</i>	<i>Percentage of Total Balance</i>	<i>Number of Loans</i>	<i>Percentage of Total Loans</i>
No	151.386.563,87	90,31%	18.647	90,17%
Yes	16.251.815,45	9,69%	2.032	9,83%
<b>Total</b>	<b>167.638.379,32</b>	<b>100,00%</b>	<b>20.679</b>	<b>100,00%</b>

**SC Germany Auto 2019-1  
Monthly Investor Report**

**13. Type of Contract**



Reporting Date			10.07.2023		
Payment Date			13.07.2023		
Period No			44		
Monthly Period			Jul 2023		
Interest Period	from	13.06.2023	to	13.07.2023	= 30 days
Collection Period	from	01.06.2023	to	30.06.2023	

Contracts w/Balloon Payments		Current Principal Balance in EUR	Percentage of Total Balance	Number of Loans	Percentage of Total Loans
No	Private	68.812.374,13	41,05%	11.354	54,91%
	Commercial	14.920.270,41	8,90%	2.123	10,27%
	<b>Total</b>	<b>83.732.644,54</b>	<b>49,95%</b>	<b>13.477</b>	<b>65,17%</b>
Yes		66.546.063,01	39,70%	6.063	29,32%
- of which balloon rates	Private	53.828.437,61	32,11%		
- of which regular installments		12.717.625,40	7,59%		
Yes		17.359.671,77	10,36%	1.139	5,51%
- of which balloon rates	Commercial	14.049.274,69	8,38%		
- of which regular installments		3.310.397,08	1,97%		
	<b>Total</b>	<b>83.905.734,78</b>	<b>50,05%</b>	<b>7.202</b>	<b>34,83%</b>
<b>Total</b>		<b>167.638.379,32</b>	<b>100,00%</b>	<b>20.679</b>	<b>100,00%</b>

Balloon Loans - Original Term in months	Balloon Rates in EUR	Balloon Rates in % of Total Balloon Rates	Number of Balloon Loans	Percentage of Total Balloon Loans
26:38	320.024,37	0,47%	29	0,40%
39:51	12.280.848,14	18,09%	1.299	18,04%
52:64	54.446.393,04	80,21%	5.790	80,39%
65:72	397.673,15	0,59%	39	0,54%
73:	432.773,60	0,64%	45	0,62%
<b>Total</b>	<b>67.877.712,30</b>	<b>100,00%</b>	<b>7.202</b>	<b>100,00%</b>

Balloon Loans - Remaining Term in months	Balloon Rates in EUR	Balloon Rates in % of Total Balloon Rates	Number of Balloon Loans	Percentage of Total Balloon Loans
0:12	39.236.084,08	57,80%	4.262	59,18%
13:25	27.590.752,06	40,65%	2.829	39,28%
26:38	1.038.548,56	1,53%	110	1,53%
39:51	12.327,60	0,02%	1	0,01%
<b>Total</b>	<b>67.877.712,30</b>	<b>100,00%</b>	<b>7.202</b>	<b>100,00%</b>

**SC Germany Auto 2019-1  
Monthly Investor Report**

**14. Payment Methods**



Reporting Date	10.07.2023	
Payment Date	13.07.2023	
Period No	44	
Monthly Period	Jul 2023	
Interest Period	from 13.06.2023	to 13.07.2023 = 30 days
Collection Period	from 01.06.2023	to 30.06.2023

<i>Payment Method</i>	<i>Current Principal Balance in EUR</i>	<i>Percentage of Total Balance</i>	<i>Number of Loans</i>	<i>Percentage of Total Loans</i>
Direct Debit	163.914.595,71	97,78%	20.222	97,79%
Other	3.723.783,61	2,22%	457	2,21%
<b>Total</b>	<b>167.638.379,32</b>	<b>100,00%</b>	<b>20.679</b>	<b>100,00%</b>

<i>Cycle of Payment</i>	<i>Current Principal Balance in EUR</i>	<i>Percentage of Total Balance</i>	<i>Number of Loans</i>	<i>Percentage of Total Loans</i>
15th of month	76.002.525,52	45,34%	9.288	44,92%
1st of month	91.635.853,80	54,66%	11.391	55,08%
<b>Total</b>	<b>167.638.379,32</b>	<b>100,00%</b>	<b>20.679</b>	<b>100,00%</b>

**SC Germany Auto 2019-1  
Monthly Investor Report**

**15. Downpayment**



Reporting Date	10.07.2023	
Payment Date	13.07.2023	
Period No	44	
Monthly Period	Jul 2023	
Interest Period	from 13.06.2023	to 13.07.2023 = 30 days
Collection Period	from 01.06.2023	to 30.06.2023

<i>Downpayment (Ranges in EUR)</i>	<i>Current Principal Balance in EUR</i>	<i>Percentage of Total Balance</i>	<i>Number of Loans</i>	<i>Percentage of Total Loans</i>	<i>Downpayment / Purchase Price in %</i>
No Downpayment	60.817.272,01	36,28%	7.216	34,90%	0,00%
0: 999	4.519.603,49	2,70%	723	3,50%	4,08%
1000: 1999	10.537.708,05	6,29%	1.652	7,99%	8,87%
2000: 2999	13.439.806,03	8,02%	1.943	9,40%	13,57%
3000: 3999	12.357.417,64	7,37%	1.674	8,10%	17,47%
4000: 4999	9.885.485,13	5,90%	1.314	6,35%	20,79%
5000: 5999	13.156.615,74	7,85%	1.571	7,60%	22,87%
6000: 6999	7.620.414,89	4,55%	886	4,28%	25,99%
7000: 7999	5.605.721,24	3,34%	644	3,11%	29,19%
8000: 8999	5.194.756,21	3,10%	583	2,82%	30,69%
9000: 9999	2.656.316,75	1,58%	294	1,42%	33,42%
10000:10999	6.864.596,24	4,09%	737	3,56%	33,68%
11000:11999	1.361.070,99	0,81%	170	0,82%	38,44%
12000:12999	2.010.567,30	1,20%	229	1,11%	38,30%
13000:13999	1.336.621,29	0,80%	147	0,71%	40,90%
14000:14999	1.250.545,18	0,75%	122	0,59%	41,86%
15000:15000	1.856.258,21	1,11%	194	0,94%	41,53%
15001:	7.167.602,93	4,28%	580	2,80%	45,78%
<b>Total</b>	<b>167.638.379,32</b>	<b>100,00%</b>	<b>20.679</b>	<b>100,00%</b>	<b>17,90%</b>

<i>Downpayment and Purchase Price</i>	<i>All Contracts</i>	<i>Contracts with Downpayment</i>
Average downpayment	€ 3.629,79	€ 5.575,31
Average Purchase Price	€ 20.277,53	€ 22.103,82
<b>Downpayment in %</b>	<b>17,90%</b>	<b>25,22%</b>

**SC Germany Auto 2019-1  
Monthly Investor Report**

**16. Effective Interest Rate**



Reporting Date	10.07.2023					
Payment Date	13.07.2023					
Period No	44					
Monthly Period	Jul 2023					
Interest Period	from	13.06.2023	to	13.07.2023	=	30 days
Collection Period	from	01.06.2023	to	30.06.2023		

Yield Range *	Current Principal Balance in EUR	Percentage of Total Balance	Number of Loans	Percentage of Total Loans
0: 0	53.542,66	0,03%	5	0,02%
1: 1	7.861.941,99	4,69%	849	4,11%
2: 2	44.526.826,29	26,56%	5.055	24,45%
3: 3	83.944.800,29	50,07%	9.878	47,77%
4: 4	22.693.652,99	13,54%	3.413	16,50%
5: 5	5.284.739,93	3,15%	924	4,47%
6: 6	1.812.730,69	1,08%	352	1,70%
7: 7	320.657,52	0,19%	53	0,26%
8: 8	920.427,93	0,55%	124	0,60%
9: 9	151.074,35	0,09%	14	0,07%
10:10	43.869,58	0,03%	8	0,04%
11:11	24.115,10	0,01%	4	0,02%
<b>Total</b>	<b>167.638.379,32</b>	<b>100,00%</b>	<b>20.679</b>	<b>100,00%</b>

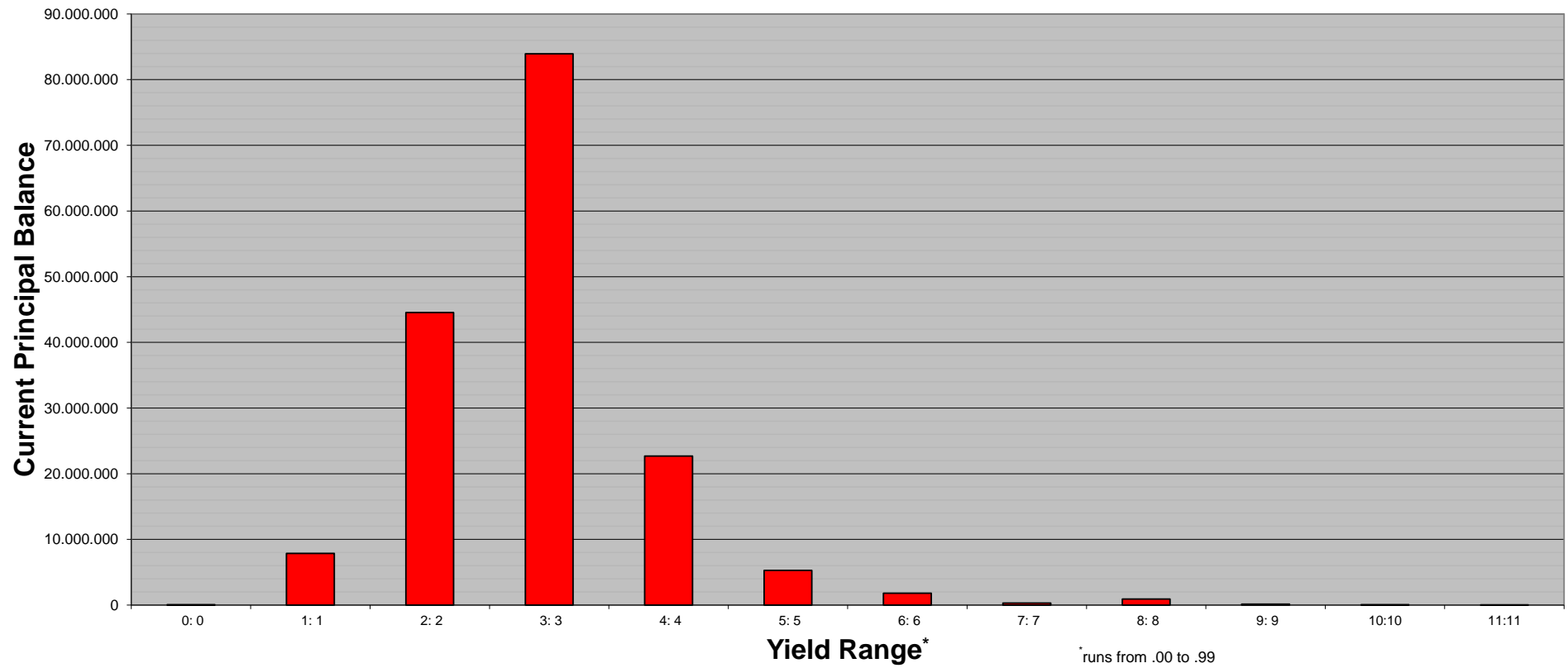
Statistics	in %
WA Interest	3,72%

\* runs from .00 to .99

**SC Germany Auto 2019-1  
Monthly Investor Report**

**16.1 Effective Interest Rate (Graph)**

Reporting Date	10.07.2023	
Payment Date	13.07.2023	
Period No	44	
Monthly Period	Jul 2023	
Interest Period	from 13.06.2023	to 13.07.2023 = 30 days
Collection Period	from 01.06.2023	to 30.06.2023



**SC Germany Auto 2019-1  
Monthly Investor Report**

**17. Seasoning**



Reporting Date			10.07.2023			
Payment Date			13.07.2023			
Period No			44			
Monthly Period			Jul 2023			
Interest Period	from	13.06.2023	to	13.07.2023	=	30 days
Collection Period	from	01.06.2023	to	30.06.2023		

Seasoning in Months	Current Principal Balance in EUR	Percentage of Total Balance	Number of Loans	Percentage of Total Loans
33:35	4.122.388,62	2,46%	413	2,00%
36:38	9.415.656,71	5,62%	913	4,42%
39:41	10.099.244,10	6,02%	988	4,78%
42:44	11.585.576,20	6,91%	1.281	6,19%
45:47	47.220.125,63	28,17%	5.741	27,76%
48:50	57.439.242,10	34,26%	7.176	34,70%
51:53	15.288.279,35	9,12%	2.140	10,35%
54:56	6.295.886,46	3,76%	944	4,57%
57:59	3.389.672,60	2,02%	578	2,80%
60:62	1.025.984,69	0,61%	155	0,75%
63:65	454.189,39	0,27%	72	0,35%
66:68	206.011,02	0,12%	36	0,17%
69:71	181.543,76	0,11%	29	0,14%
72:74	357.039,58	0,21%	64	0,31%
75:77	190.169,37	0,11%	51	0,25%
78:80	92.154,25	0,05%	21	0,10%
81:	275.215,49	0,16%	77	0,37%
<b>Total</b>	<b>167.638.379,32</b>	<b>100,00%</b>	<b>20.679</b>	<b>100,00%</b>

**Statistics**

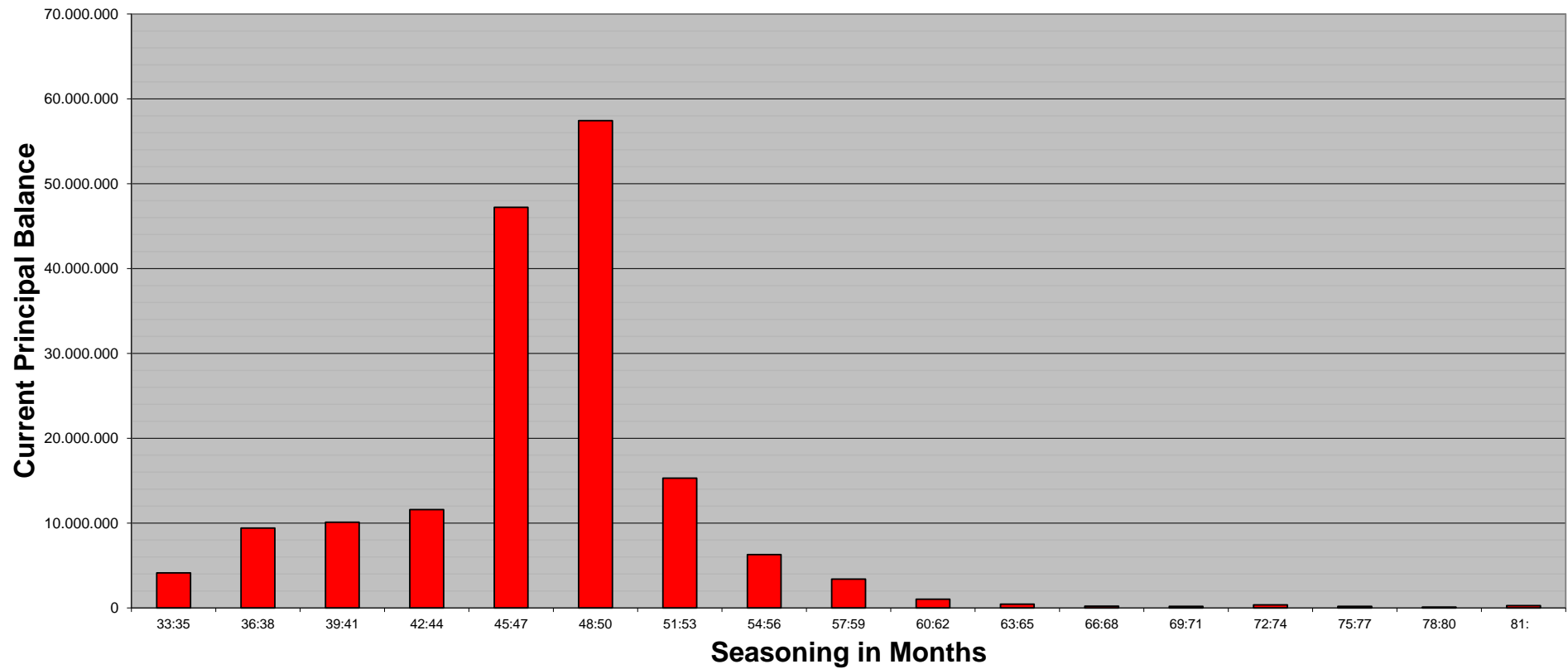
WA Seasoning	47,21
--------------	-------



**SC Germany Auto 2019-1  
Monthly Investor Report**

**17.1 Seasoning (Graph)**

Reporting Date			10.07.2023			
Payment Date			13.07.2023			
Period No			44			
Monthly Period			Jul 2023			
Interest Period	from	13.06.2023	to	13.07.2023	=	30 days
Collection Period	from	01.06.2023	to	30.06.2023		



**SC Germany Auto 2019-1  
Monthly Investor Report**

**18. Remaining Term**



Reporting Date			10.07.2023		
Payment Date			13.07.2023		
Period No			44		
Monthly Period			Jul 2023		
Interest Period	from	13.06.2023	to	13.07.2023	= 30 days
Collection Period	from	01.06.2023	to	30.06.2023	

<i>Remaining Term in Months</i>	<i>Current Principal Balance in EUR</i>	<i>Percentage of Total Balance</i>	<i>Number of Loans</i>	<i>Percentage of Total Loans</i>
0: 6	15.173.853,80	9,05%	3.540	17,12%
7: 13	51.015.157,74	30,43%	6.264	30,29%
14: 20	26.327.543,75	15,70%	3.049	14,74%
21: 27	15.441.232,46	9,21%	2.138	10,34%
28: 34	5.145.242,96	3,07%	727	3,52%
35: 41	11.825.186,98	7,05%	1.340	6,48%
42: 48	17.519.457,97	10,45%	1.692	8,18%
49: 55	16.825.877,16	10,04%	1.417	6,85%
56: 62	4.196.270,49	2,50%	319	1,54%
63: 69	648.374,56	0,39%	38	0,18%
70: 76	1.973.706,31	1,18%	86	0,42%
77: 83	546.147,20	0,33%	26	0,13%
84: 90	967.958,20	0,58%	42	0,20%
91: 97	32.369,74	0,02%	1	0,00%
<b>Total</b>	<b>167.638.379,32</b>	<b>100,00%</b>	<b>20.679</b>	<b>100,00%</b>

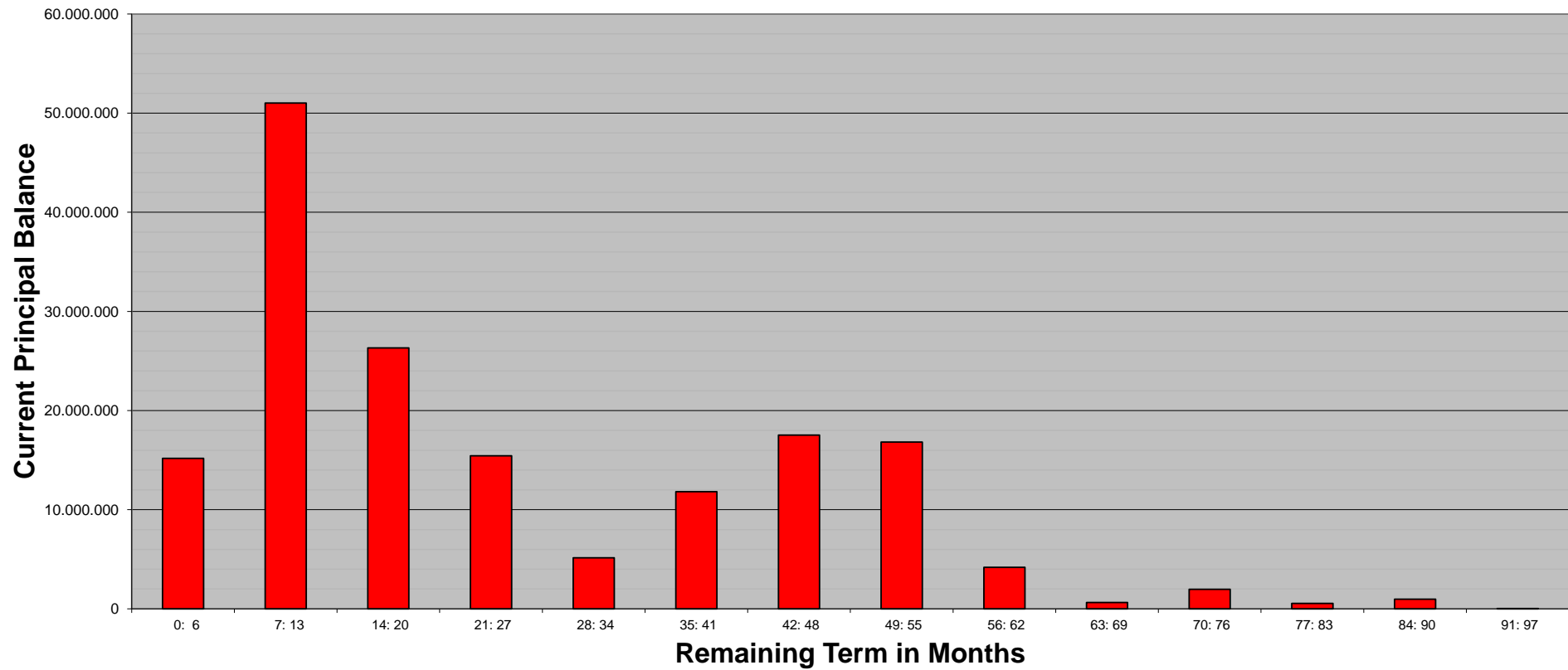
**Statistics**

WA Remaining Term	25,18
-------------------	-------

**SC Germany Auto 2019-1  
Monthly Investor Report**

**18.1 Remaining Term (Graph)**

Reporting Date			10.07.2023			
Payment Date			13.07.2023			
Period No			44			
Monthly Period			Jul 2023			
Interest Period	from	13.06.2023	to	13.07.2023	=	30 days
Collection Period	from	01.06.2023	to	30.06.2023		



**SC Germany Auto 2019-1  
Monthly Investor Report**

**19. Original Term**



Reporting Date			10.07.2023			
Payment Date			13.07.2023			
Period No			44			
Monthly Period			Jul 2023			
Interest Period	from	13.06.2023	to	13.07.2023	=	30 days
Collection Period	from	01.06.2023	to	30.06.2023		

<i>Original Term in Months</i>	<i>Current Principal Balance in EUR</i>	<i>Percentage of Total Balance</i>	<i>Number of Loans</i>	<i>Percentage of Total Loans</i>
26: 38	305.981,26	0,18%	112	0,54%
39: 51	14.732.957,47	8,79%	3.133	15,15%
52: 64	81.451.132,65	48,59%	9.544	46,15%
65: 77	13.856.756,74	8,27%	2.314	11,19%
78: 90	13.695.698,29	8,17%	1.731	8,37%
91:103	37.638.949,98	22,45%	3.512	16,98%
104:116	1.218.577,72	0,73%	81	0,39%
117:119	170.696,79	0,10%	12	0,06%
120:	4.567.628,42	2,72%	240	1,16%
<b>Total</b>	<b>167.638.379,32</b>	<b>100,00%</b>	<b>20.679</b>	<b>100,00%</b>

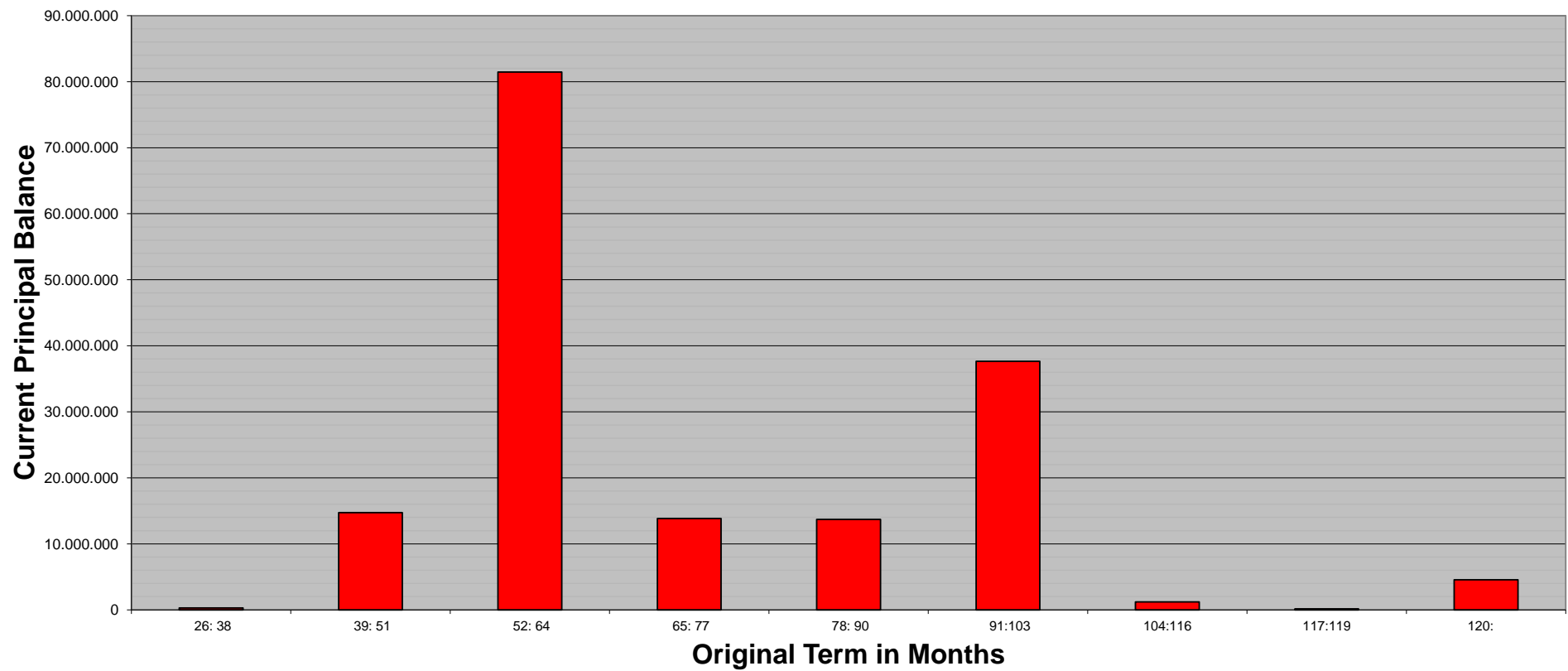
**Statistics**

WA Original Term	72,40
------------------	-------

**SC Germany Auto 2019-1  
Monthly Investor Report**

**19.1 Original Term (Graph)**

Reporting Date			10.07.2023		
Payment Date			13.07.2023		
Period No			44		
Monthly Period			Jul 2023		
Interest Period	from	13.06.2023	to	13.07.2023	= 30 days
Collection Period	from	01.06.2023	to	30.06.2023	



**SC Germany Auto 2019-1  
Monthly Investor Report**

**20. Manufacturer  
Brands & Fueltype**



Reporting Date	10.07.2023	
Payment Date	13.07.2023	
Period No	44	
Monthly Period	Jul 2023	
Interest Period	from 13.06.2023	to 13.07.2023 = 30 days
Collection Period	from 01.06.2023	to 30.06.2023

<i>Manufacturer brands</i>	<i>Current Principal Balance in EUR</i>	<i>Percentage of Total Balance</i>	<i>Number of Loans</i>	<i>Percentage of Total Loans</i>
1	19.475.711,34	11,62%	2.430	11,75%
2	18.490.117,68	11,03%	2.169	10,49%
3	13.881.824,88	8,28%	1.830	8,85%
4	12.098.090,61	7,22%	1.394	6,74%
5	11.570.512,89	6,90%	1.309	6,33%
6	10.374.227,52	6,19%	1.571	7,60%
7	10.218.837,43	6,10%	1.101	5,32%
8	7.465.071,32	4,45%	821	3,97%
9	7.305.128,34	4,36%	971	4,70%
10	6.501.378,57	3,88%	729	3,53%
11	5.764.848,62	3,44%	733	3,54%
12	5.534.719,06	3,30%	637	3,08%
13	4.445.569,70	2,65%	640	3,09%
14	3.522.378,11	2,10%	348	1,68%
15	2.990.625,67	1,78%	104	0,50%
<b>Total</b>	<b>139.639.041,74</b>	<b>83,30%</b>	<b>16.787</b>	<b>81,18%</b>

TOP 15 manufacturer brands in alphabetical order:  
Audi, BMW, Fiat, Ford, Hyundai, Kia, Mercedes, Mazda, Opel, Renault, Seat, Skoda, Tesla, VW, Volvo

<i>Fuel</i>	<i>Current Principal Balance in EUR</i>	<i>Percentage of Total Balance</i>	<i>Number of Loans</i>	<i>Percentage of Total Loans</i>
Petrol	73.787.160,52	44,02%	10.943	52,92%
Diesel Euro 6	18.694.127,97	11,15%	1.871	9,05%
Diesel Euro 5	10.857.985,71	6,48%	1.597	7,72%
Diesel < Euro 5	17.658.065,33	10,53%	1.926	9,31%
Other	2.496.062,30	1,49%	289	1,40%
n/a	44.144.977,49	26,33%	4.053	19,60%
<b>Total</b>	<b>167.638.379,32</b>	<b>100,00%</b>	<b>20.679</b>	<b>100,00%</b>

SC Germany Auto 2019-1  
Monthly Investor Report

21. Amortisation Profile



Reporting Date	10.07.2023				
Payment Date	13.07.2023				
Period No	44				
Monthly Period	Jul 2023				
Interest Period	from	13.06.2023	to	13.07.2023	= 30 days
Collection Period	from	01.06.2023	to	30.06.2023	

Amortisation profile

Collection Period	Outstanding Volume	Collection Period	Outstanding Volume	Collection Period	Outstanding Volume
1	167.638.379,32 €	51	2.843.488,47 €	101	- €
2	161.696.909,40 €	52	2.486.521,78 €	102	- €
3	154.639.992,99 €	53	2.233.740,28 €	103	- €
4	146.841.556,46 €	54	2.009.600,22 €	104	- €
5	141.789.297,86 €	55	1.815.504,26 €	105	- €
6	136.756.142,04 €	56	1.638.834,45 €	106	- €
7	131.422.145,49 €	57	1.480.648,65 €	107	- €
8	126.481.293,94 €	58	1.345.057,72 €	108	- €
9	121.188.413,47 €	59	1.227.569,60 €	109	- €
10	115.394.341,13 €	60	1.123.730,44 €	110	- €
11	109.625.619,65 €	61	1.028.672,59 €	111	- €
12	100.881.299,09 €	62	945.830,18 €	112	- €
13	91.493.940,94 €	63	874.279,72 €	113	- €
14	80.373.057,89 €	64	807.967,65 €	114	- €
15	68.362.563,17 €	65	748.353,11 €	115	- €
16	58.039.045,50 €	66	690.650,95 €	116	- €
17	54.663.111,53 €	67	633.804,28 €	117	- €
18	51.581.950,26 €	68	577.409,52 €	118	- €
19	48.400.337,41 €	69	521.690,32 €	119	- €
20	45.630.512,70 €	70	467.240,38 €		
21	42.674.314,64 €	71	415.123,58 €		
22	39.431.803,09 €	72	365.006,78 €		
23	37.021.257,81 €	73	318.602,37 €		
24	34.624.614,23 €	74	276.509,15 €		
25	32.287.088,75 €	75	237.845,08 €		
26	30.078.567,62 €	76	207.420,62 €		
27	28.230.317,13 €	77	184.263,96 €		
28	26.466.474,16 €	78	162.163,51 €		
29	25.151.117,60 €	79	141.683,47 €		
30	23.855.855,90 €	80	122.321,36 €		
31	22.578.727,90 €	81	103.148,53 €		
32	21.288.706,33 €	82	84.059,68 €		
33	20.043.204,08 €	83	65.715,22 €		
34	18.817.683,83 €	84	49.148,13 €		
35	17.611.044,03 €	85	33.194,99 €		
36	16.421.415,68 €	86	19.890,88 €		
37	15.238.955,24 €	87	10.542,14 €		
38	13.967.415,57 €	88	5.375,19 €		
39	12.710.609,38 €	89	3.904,81 €		
40	11.479.597,29 €	90	3.025,07 €		
41	10.534.980,51 €	91	2.339,18 €		
42	9.621.779,63 €	92	1.952,55 €		
43	8.727.809,22 €	93	1.564,62 €		
44	7.857.204,82 €	94	1.175,41 €		
45	7.002.537,01 €	95	784,91 €		
46	6.171.088,25 €	96	393,11 €		
47	5.368.855,54 €	97	- €		
48	4.606.113,97 €	98	- €		
49	3.921.765,68 €	99	- €		
50	3.329.255,11 €	100	- €		

**SC Germany Auto 2019-1  
Monthly Investor Report**

**22. Priority of Payments + Transaction Costs**



Reporting Date	10.07.2023				
Payment Date	13.07.2023				
Period No	44				
Monthly Period	Jul 2023				
Interest Period	from	13.06.2023	to	13.07.2023	= 30 days
Collection Period	from	01.06.2023	to	30.06.2023	

**Priority of Payments**

Available Distribution Amount	12.085.569,54 €
Taxes and Senior Expenses	- 45.951,47 €
Net Swap Payments	-- 398.317,17 €
Interest Class A Notes	- 442.557,00 €
Payments to Liquidity Reserve Fund	- 1.000.000,00 €
If no Principal Deficiency Trigger Event has occurred, Interest Class B Notes	- 14.998,50 €
Replenishment	- - €
Purchase Shortfall Ledger	- 26,18 €
Principal Payments Class A	- 10.466.745,00 €
Upon a Principal Deficiency Trigger Event, Interest Class B Notes	- - €
Principal Payments Class B	- - €
Payments to Commingling Reserve Ledger	- - €
Payments to Set-Off Reserve Ledger	- - €
Swap Termination Payments	- - €
Interest Commingling/Set-Off Reserve	- - €
Interest Subordinated Loan	- 1.250,00 €
Principal Payments Subordinated Loan	- - €
Payments to Seller	- 512.358,56 €

**Transaction Costs**

	All notes	Class A	Class B
Senior Expenses	45.951,47 €		
Interest accrued for the Period	- 457.555,50 €	- 442.557,00 €	- 14.998,50 €
Cumulative Interest accrued	- 6.904.663,50 €	- 6.242.695,50 €	- 661.968,00 €
Interest Payments	- 457.555,50 €	- 442.557,00 €	- 14.998,50 €
Cumulative Interest Payments	- 6.904.663,50 €	- 6.242.695,50 €	- 661.968,00 €
Interest accrued on Subordinated Loan for the Period	- 1.250,00 €		
Cumulative Interest accrued on Subordinated Loan	- 110.008,89 €		
Interest Payments on Subordinated Loan	- 1.250,00 €		
Cumulative Interest Payments on Subordinated Loan	- 110.008,89 €		
Unpaid Interest for the Period	- €		
Cumulative Unpaid Interest	- €		



**SC Germany Auto 2019-1  
Monthly Investor Report**

**23. Swap Counterparty**



Reporting Date	10.07.2023				
Payment Date	13.07.2023				
Period No	44				
Monthly Period	Jul 2023				
Interest Period	from	13.06.2023	to	13.07.2023	= 30 days
Collection Period	from	01.06.2023	to	30.06.2023	

**Swap Counterparty**

Swap Counterparty Royal Bank of Canada  
Swap Rating Trigger Breach no

Rating Trigger & Current Ratings	Consequenses	Fitch			Moody's			Trigger breach
		Long Term or Derivative Counterparty Rating	Short Term	Outlook	Long Term (CRA)	Short Term	Outlook	
1st Rating Trigger	Collateral, Guarantee or Replacement	A-	F1		A3(cr)			no
2nd Rating Trigger	Guarantee or Replacement	BBB-	F3		Baa3(cr)			no
<b>Current Counterparty Ratings</b>		AA(dcr)	F1+	STABLE	Aa1(cr)	P-1(cr)	STABLE	

**Current Swap Data**

Swap Type Fixed Floating Interest Rate Swap  
Notional Amount 133.105.150,50  
Fixed Rate 0,3990%  
Floating Rate (Euribor) 3,2900%  
Net Swap Payments 398.317,17  
Notional Amount next period 122.638.405,50

**Swap Counterparty Details**

Royal Bank of Canada  
Riverbank House  
2 Swan Lane  
London EC4R 3BF  
United Kingdom  
Phone +44 1 416 842 4736

**Counterparty Replacement**

Old Counterparty Royal Bank of Canada  
Current Counterparty Royal Bank of Canada

**Swap Collateral**

Beginning of Period - €  
Cash Outflow - €  
Cash Inflow - €  
End of Period - €

Ratings as of 30.06.2023, data source: Bloomberg

In case of Fitch, only one required rating must be held

**SC Germany Auto 2019-1  
Monthly Investor Report**

**24. Retention**



Reporting Date	10.07.2023				
Payment Date	13.07.2023				
Period No	44				
Monthly Period	Jul 2023				
Interest Period	from	13.06.2023	to	13.07.2023	= 30 days
Collection Period	from	01.06.2023	to	30.06.2023	

For the purposes of compliance with the requirements of article 6(3)d) of the Securitisation Regulation, the Seller will do each of the following: first, the Seller will retain, in its capacity as originator within the meaning of the Securitisation Regulation, on an on-going basis until the earlier of (i) the redemption of the Class A Notes in full or (ii) the Legal Maturity Date, a first loss tranche constituted by the claim for repayment of the outstanding loan advance of initially EUR 2,775,000 (as of the Note Issuance Date, as reduced from time to time) made available by the Seller in its capacity as Subordinated Loan Provider to the Issuer under the Subordinated Loan Agreement as of the Note Issuance Date. The nominal amount of such loan advance equals 0.5 per cent. of the Class A Principal Amount as of the Note Issuance Date. Subject to certain additional restrictions, the loan advance will only become repayable to the Seller on any relevant date if and to the extent its outstanding amount exceeds an amount equal to the Required Liquidity Reserve Amount as of such date. Prior to the redemption of the Class A Notes in full, the Required Liquidity Reserve Amount will be equal to at least EUR 1,000,000. Pursuant to the Pre-Enforcement Priority of Payments and the Post-Enforcement Priority of Payments (as applicable), any payments due under the Subordinated Loan Agreement are subordinated to payments due under the Notes. Second, the Seller will retain, on an on-going basis until the earlier of (i) the redemption of the Class A Notes in full or (ii) the Legal Maturity Date, the Class B Notes in an aggregate principal amount equal to at least 5 per cent. of the securitised exposures (the "Retained Class B Notes")

Outstanding Principal Balance of Purchased Receivables as of the Offer Date:	599.999.998,18 €
Outstanding Principal Balance of Purchased Receivables as of the beginning of the Monthly Period:	178.105.100,88 €
Outstanding Principal Balance of Purchased Receivables as of the end of the Monthly Period:	167.638.379,32 €
Outstanding Principal Balance of the Subordinated Loan as of the Offer Date:	2.775.000,00 €
Outstanding Principal Balance of the Subordinated Loan as of the beginning of the Monthly Period:	1.000.000,00 €
Outstanding Principal Balance of the Subordinated Loan as of the end of the Monthly Period:	1.000.000,00 €
Outstanding Balance of the Class B Notes as of the Offer Date:	45.000.000,00 €
Outstanding Balance of the Class B Notes as of the beginning of the Monthly Period:	45.000.000,00 €
Outstanding Balance of the Class B Notes of the end of the Monthly Period:	45.000.000,00 €
Net Economic Interest Ratio as of Offer Date:	7,96%
Net Economic Interest Ratio as of the beginning of the Monthly Period:	25,83%
Net Economic Interest Ratio as of the end of the Monthly Period:	27,44%

**SC Germany Auto 2019-1  
Monthly Investor Report**

**25. Counterparties**



Reporting Date	10.07.2023				
Payment Date	13.07.2023				
Period No	44				
Monthly Period	Jul 2023				
Interest Period	from	13.06.2023	to	13.07.2023	= 30 days
Collection Period	from	01.06.2023	to	30.06.2023	

**Joint Lead Managers:**

eMail: jan.groesser@sgcib.com  
Phone: +49 69 7174255

eMail: jord.van.wingerden@ing.com  
Phone: +31 20 563 8002

eMail: shaun.baddeley@santanderpcb.com  
Phone: +44 20 7756 4309

eMail: stafford.k.butt@wellsfargo.com  
Phone: +44 203 942 9678

**Paying Agent:**

eMail: martin.olcese@bnymellon.com  
Phone: +44 207 163 3834

**Transaction Account:**

eMail: tsampikos.trigenis@bnymellon.com  
Phone: +49 (0)69 12014 1772

**Transaction Security Trustee:**

eMail: cschroeder@wilmingtontrust.com  
Phone: +33(0) 1 53 43 29 07

**Data Trustee:**

eMail: rowens@wilmingtontrust.com  
Phone: +353 1 612 5558

**Rating Agencies:**

**Société Générale S.A.**

One Bank Street  
Canary Wharf, London E14 4SG  
United Kingdom

**ING Bank N.V.**

Bijlmerplein 888  
1102 MG Amsterdam  
The Netherlands

**Banco Santander S.A.**

Santander Global Banking and Markets  
2 Triton Square, Regent's Place  
London NW1 3AN  
United Kingdom

**Wells Fargo Securities International Ltd.**

33 King William Street  
London EC4R 9AT  
United Kingdom

**Bank of New York Mellon**

Corporate Trust Administration  
One Canada Square  
London E14 5AL  
United Kingdom

**Bank of New York Mellon**

Messeturm  
Friedrich-Ebert-Anlage 49  
60327 Frankfurt am Main  
Germany

**Wilmington Trust (Paris) SAS**

21 - 23 Boulevard Haussmann  
2eme etage, 75009 Paris  
France

**Wilmington Trust SP Services (Dublin) Limited**

Fourth Floor, 3 George's Dock  
IFSC, Dublin 1, D01 X5X0  
Ireland

**Fitch Ratings Limited**

Neue Mainzer Strasse 45 - 50  
60311 Frankfurt am Main  
Germany

**Moody's Deutschland GmbH**

Structured Finance Monitoring  
An der Welle 5  
60325 Frankfurt am Main  
Germany

Fitch			Moody's			Counterparty status
Long Term	Short Term	Outlook	Long Term	Short Term	Outlook	
A	F1	STABLE	A1(cr)	P-1(cr)	STABLE	performing
A+	F1	STABLE	Baa1	-	STABLE	performing
A	F1	STABLE	A3(cr)	P-2(cr)	STABLE	performing
A+	F1	STABLE	A1	P-1	STABLE	performing
AA	F1+	STABLE	Aa1(cr)	P-1(cr)	STABLE	performing
AA	F1+	STABLE	Aa1(cr)	P-1(cr)	STABLE	performing
-	-	-	-	-	-	performing
-	-	-	-	-	-	performing

Ratings as of 30.06.2023, data source: Bloomberg

**SC Germany Auto 2019-1  
Monthly Investor Report**

**26. Issuer Information**



Reporting Date		10.07.2023				
Payment Date		13.07.2023				
Period No		44				
Monthly Period		Jul 2023				
Interest Period	from	13.06.2023	to	13.07.2023	=	30 days
Collection Period	from	01.06.2023	to	30.06.2023		

**Deal Name:** SC Germany Auto 2019-1

**Issuer:** SC Germany Auto 2019-1 UG (haftungsbeschränkt)  
The Managing Directors  
Steinweg 3-5  
60313 Frankfurt am Main  
Germany  
eMail fradirectors@wilmingtontrust.com  
fax +49 (0) 69 2992 5387

**LEI:** 529900GIC76ISJJIDB94

**Seller of the Receivables:** Santander Consumer Bank AG

**Servicer Name:** Santander Consumer Bank AG

**Reporting Entity:** Santander Consumer Bank AG  
Capital Markets  
Santander-Platz 1  
41061 Mönchengladbach  
Germany  
eMail abs\_ger@santander.de  
fax +49 (0) 2161 690 7077

**SPV-Administrator:** Wilmington Trust SP Services (Frankfurt) GmbH  
Steinweg 3-5  
60313 Frankfurt am Main  
Germany  
eMail fradirectors@wilmingtontrust.com  
fax +49 (0) 69 2992 5387

**SC Germany Auto 2019-1  
Monthly Investor Report**

**27. Santander Consumer Bank**



**Contact Details**

**Team Securitization**

Stefan Zilligen +49-2161-690-6069  
Christina Opwis +49-2161-690-7086  
Team ABS

[stefan.zilligen@santander.de](mailto:stefan.zilligen@santander.de)  
[christina.opwis@santander.de](mailto:christina.opwis@santander.de)  
[abs\\_ger@santander.de](mailto:abs_ger@santander.de)

Reporting Date	10.07.2023	
Payment Date	13.07.2023	
Period No	44	
Monthly Period	Jul 2023	
Interest Period	from 13.06.2023	to 13.07.2023 = 30 days
Collection Period	from 01.06.2023	to 30.06.2023

**Ratings Santander**

**Banco Santander S.A.**

**Santander Consumer Finance S.A.**

**Santander Consumer Bank AG**

Fitch			Moody's		
Long Term	Short Term	Outlook	Long Term	Short Term	Outlook
A	F1	STABLE	A3(cr)	P-2(cr)	STABLE
A	F1	STABLE	A3(cr)	P-2(cr)	STABLE
A-	F2	STABLE	A1(cr)	P-1(cr)	STABLE

Ratings as of 30.06.2023, data source: Bloomberg

## SC Germany Auto 2019-1 Monthly Investor Report

### 28. Glossary



Reporting Date		10.07.2023				
Payment Date		13.07.2023				
Period No		44				
Monthly Period		Jul 2023				
Interest Period	from	13.06.2023	to	13.07.2023	=	30 days
Collection Period	from	01.06.2023	to	30.06.2023		

<b>Aggregate Outstanding Principal Amount:</b>	Shall mean in respect of all Purchased Receivables at any time, the aggregate of the Outstanding Principal Amounts of all Purchased Receivables which, as of such time, are not defaulted receivables.
<b>Balloon Loan:</b>	A loan where the final payment due is higher than any of the previous loan instalments payable by the relevant debtor.
<b>Balloon Payment:</b>	The final payment of a balloon loan.
<b>Defaulted Receivables</b>	Shall mean as of any date, any purchased receivable which has been declared due and payable in full in accordance to the Credit and Collection Policy which in principal is between 120 and 180 calendar days after the due date.
<b>Delinquent Receivable:</b>	Shall mean as of any date, any purchased receivable which is more than 30 days overdue and not a defaulted contract.
<b>Downpayment:</b>	The initial upfront portion of the total net amount due at the time of finalizing the contract.
<b>Excess Spread:</b>	Excess Spread equals WA Portfolio Yield minus Fixed Swap Rate minus Class B Notes Margin
<b>Gap Insurance:</b>	Insurance which covers the risk that loss is incurred if the relevant Financed Vehicle has to be completely written off (total damage) due to fire, accident (irrespective of whether such accident was caused by the Debtor or a third party), flooding or theft
<b>Legal Maturity:</b>	Final Payment date on which all outstanding notes will mature.
<b>Expected Maturity:</b>	Maturity date of the notes under the assumption of inter alia (a) a 15% constant prepayment rate, (b) an exercised Clean-Up Call at 10% and (c) 0% cumulative gross losses.
<b>Leisure:</b>	Is composed of motorised and not motorised caravans and campers.
<b>Payment Protection Insurance:</b>	Insurance, composed of life insurance and/or accident insurance and/or temporary disability insurance and/or unemployment insurance, which covers the risk that a Debtor in its capacity as insured person is unable to pay the Loan Instalments owed by such Debtor life insurance
<b>Recoveries:</b>	Any amount received on defaulted contracts
<b>Repair Cost Insurance:</b>	Insurance which covers repair costs for the repair of certain important components of the Financed Vehicle
<b>Set-Off Reserves:</b>	Protection against set-off risks due to deposits
<b>Used Vehicle</b>	Shall mean any Financed Vehicle the date of purchase of which by the relevant debtor was later than 12 months after the date of first registration of such Financed Vehicle