

# SC Germany Auto 2019-1 Monthly Investor Report



**SC Germany Auto 2019-1  
Monthly Investor Report**

**Cover Sheet Monthly Investor Report**



Reporting Date	10.01.2023				
Payment Date	13.01.2023				
Period No	38				
Monthly Period	Jan 2023				
Interest Period	from 13.12.2022	to 13.01.2023	=	31 days	
Collection Period	from 01.12.2022	to 31.12.2022			

<b>Index</b>	<b>Page</b>
1. Portfolio Information	<a href="#">1</a>
2. Reserve Accounts	<a href="#">2</a>
3. Delinquency Data	<a href="#">3</a>
4. Default Data	<a href="#">4</a>
4.1 Default Data per Quarter	<a href="#">5</a>
5. Concentration Limits	<a href="#">6</a>
6. Outstanding Notes	<a href="#">7</a>
7. Original Principal Balance	<a href="#">8</a>
7.1 Original PB (Graph)	<a href="#">9</a>
8. Current Principal Balance	<a href="#">10</a>
8.1 Current PB (Graph)	<a href="#">11</a>
9. Borrower Concentration	<a href="#">12</a>
10. Geographical Distribution	<a href="#">13</a>
10.1 Geographical Distribution (Graph)	<a href="#">14</a>
11. Object/Vehicle Type	<a href="#">15</a>
12. Insurances	<a href="#">16</a>
13. Type of Contract	<a href="#">17</a>
14. Payment Methods	<a href="#">18</a>
15. Downpayment	<a href="#">19</a>
16. Effective Interest Rate	<a href="#">20</a>
16.1 Effective Interest Rate (Graph)	<a href="#">21</a>
17. Seasoning	<a href="#">22</a>
17.1 Seasoning (Graph)	<a href="#">23</a>
18. Remaining Term	<a href="#">24</a>
18.1 Remaining Term (Graph)	<a href="#">25</a>
19. Original Term	<a href="#">26</a>
19.1 Original Term (Graph)	<a href="#">27</a>
20. Manufacturer Brands & Fueltype	<a href="#">28</a>
21. Amortisation Profile	<a href="#">29</a>
22. Priority of Payments + Transaction Costs	<a href="#">30</a>
23. Swap Counterparty	<a href="#">31</a>
24. Retention	<a href="#">32</a>
25. Counterparties	<a href="#">33</a>
26. Issuer Information	<a href="#">34</a>
27. Santander Consumer Bank	<a href="#">35</a>
28. Glossary	<a href="#">36</a>

**SC Germany Auto 2019-1  
Monthly Investor Report**

**1. Portfolio Information**



Reporting Date	10.01.2023	
Payment Date	13.01.2023	
Period No	38	
Monthly Period	Jan 2023	
Interest Period	from 13.12.2022	to 13.01.2023 = 31 days
Collection Period	from 01.12.2022	to 31.12.2022

Outstanding Receivables	No. of Contracts	current period	previous period
		Aggregate Outstanding Principal Amount	Aggregate Outstanding Principal Amount
<b>Beginning of Period</b>	<b>25.831</b>	<b>235.347.270,70 €</b>	<b>244.961.586,55 €</b>
Scheduled Principal Payments		6.462.679,78 €	6.625.668,16 €
Prepayment Principal		2.308.654,94 €	2.796.841,33 €
Others		4.750,61 €	38.958,71 €
<b>Total Principal Collections</b>		<b>8.776.085,33 €</b>	<b>9.461.468,20 €</b>
<b>Total Interest Collections</b>		<b>838.166,99 €</b>	<b>896.690,73 €</b>
<b>Defaults</b>		<b>59.555,55 €</b>	<b>152.847,65 €</b>
<b>Replenishment Amount</b>		<b>- €</b>	<b>- €</b>
End of Period		<b>226.511.629,82 €</b>	<b>235.347.270,70 €</b>
Purchase Shortfall Amount		10,18 €	24,80 €
<b>Total Assets (End of Period)</b>	<b>25.271</b>	<b>226.511.640,00 €</b>	<b>235.347.295,50 €</b>
Current Prepayment Rate (annualised)		11,16%	

**SC Germany Auto 2019-1  
Monthly Investor Report**

**2. Reserve Accounts**



Reporting Date	10.01.2023				
Payment Date	13.01.2023				
Period No	38				
Monthly Period	Jan 2023				
Interest Period from	13.12.2022	to	13.01.2023	=	31 days
Collection Period from	01.12.2022	to	31.12.2022		

**Reserve Accounts**

<b>Reserve Account</b>	<b>in %</b>		<b>Trigger Event y/n</b>
Beginning of Period	0,42%	1.000.000,00 €	
Cash Outflow		0,00 €	
Cash Inflow		0,00 €	
End of Period	0,44%	1.000.000,00 €	
Required Reserve Fund	0,44%	1.000.000,00 €	
<b>Commingling Reserve</b>			
	<b>in %</b>		
Beginning of Period			no
Cash Outflow			no
Cash Inflow			no
End of Period			no
Required Commingling Reserve Fund			no
<b>Set-Off Reserve</b>			
	<b>in %</b>		
Beginning of Period			no
Cash Outflow			no
Cash Inflow			no
End of Period			no
Required Set-Off Reserve (X) Fund			no

**SC Germany Auto 2019-1  
Monthly Investor Report**

**3. Delinquency Data**



Reporting Date	10.01.2023				
Payment Date	13.01.2023				
Period No	38				
Monthly Period	Jan 2023				
Interest Period	from	13.12.2022	to	13.01.2023	= 31 days
Collection Period	from	01.12.2022	to	31.12.2022	

**Delinquency Data and Ratios**

Collection Period	Outstanding EOP	Days past due				not delinquent	Days past due			
		1-30	31-60	61-90	>90		1-30	31-60	61-90	>90
1 €	599.999.999,69	€ -	€ -	€ -	€ -	100,00%	0,00%	0,00%	0,00%	0,00%
2 €	599.999.998,97	€ 762.666,96	€ 258.599,49	€ 38.608,75	€ -	99,82%	0,13%	0,04%	0,01%	0,00%
3 €	599.999.999,16	€ 469.335,93	€ 397.411,14	€ 156.319,12	€ 29.835,09	99,82%	0,08%	0,07%	0,03%	0,00%
4 €	599.999.999,21	€ 973.549,69	€ 454.697,20	€ 34.005,37	€ 291.483,09	99,71%	0,16%	0,08%	0,01%	0,05%
5 €	599.999.999,14	€ 793.246,10	€ 688.512,37	€ 239.674,18	€ 233.287,16	99,67%	0,13%	0,11%	0,04%	0,04%
6 €	599.999.999,29	€ 1.102.491,40	€ 634.108,00	€ 283.372,90	€ 342.080,71	99,61%	0,18%	0,11%	0,05%	0,06%
7 €	599.999.999,31	€ 1.237.661,88	€ 671.825,09	€ 260.923,75	€ 420.482,25	99,57%	0,21%	0,11%	0,04%	0,07%
8 €	599.999.999,63	€ 801.693,41	€ 813.123,27	€ 218.595,04	€ 452.063,61	99,62%	0,13%	0,14%	0,04%	0,08%
9 €	599.999.999,19	€ 710.725,96	€ 712.880,41	€ 324.115,76	€ 532.711,19	99,62%	0,12%	0,12%	0,05%	0,09%
10 €	599.999.999,64	€ 1.540.584,87	€ 569.801,42	€ 334.832,38	€ 558.299,65	99,50%	0,26%	0,09%	0,06%	0,09%
11 €	599.999.999,33	€ 1.318.062,67	€ 1.110.917,49	€ 217.449,39	€ 617.045,73	99,46%	0,22%	0,19%	0,04%	0,10%
12 €	599.999.998,90	€ 1.458.107,19	€ 984.726,32	€ 295.392,56	€ 811.023,87	99,41%	0,24%	0,16%	0,05%	0,14%
13 €	583.127.615,69	€ 1.196.751,68	€ 931.413,09	€ 308.155,90	€ 942.264,93	99,42%	0,21%	0,16%	0,05%	0,16%
14 €	566.919.234,58	€ 1.362.303,34	€ 897.339,09	€ 400.812,18	€ 952.028,31	99,36%	0,24%	0,16%	0,07%	0,17%
15 €	550.788.256,73	€ 1.265.266,45	€ 1.010.001,07	€ 520.004,61	€ 993.538,18	99,31%	0,23%	0,18%	0,09%	0,18%
16 €	533.963.845,00	€ 1.694.049,34	€ 838.102,31	€ 483.842,13	€ 1.148.171,58	99,22%	0,32%	0,16%	0,09%	0,22%
17 €	515.402.966,02	€ 982.807,47	€ 904.137,57	€ 506.308,39	€ 929.696,64	99,36%	0,19%	0,18%	0,10%	0,18%
18 €	498.761.900,41	€ 828.444,04	€ 715.684,68	€ 502.890,97	€ 737.520,07	99,44%	0,17%	0,14%	0,10%	0,15%
19 €	482.013.667,43	€ 873.465,93	€ 665.004,32	€ 320.030,13	€ 681.549,40	99,47%	0,18%	0,14%	0,07%	0,14%
20 €	465.254.051,33	€ 1.158.270,46	€ 771.239,09	€ 307.671,16	€ 662.557,97	99,38%	0,25%	0,17%	0,07%	0,14%
21 €	448.665.496,74	€ 999.430,82	€ 790.706,74	€ 330.881,70	€ 568.209,99	99,40%	0,22%	0,18%	0,07%	0,13%
22 €	433.051.452,56	€ 1.113.931,18	€ 877.805,09	€ 367.616,62	€ 423.764,62	99,36%	0,26%	0,20%	0,08%	0,10%
23 €	417.830.624,66	€ 737.868,22	€ 854.952,16	€ 461.973,67	€ 561.065,96	99,37%	0,18%	0,20%	0,11%	0,13%
24 €	403.283.194,16	€ 1.119.611,49	€ 625.265,97	€ 431.422,47	€ 768.082,13	99,27%	0,28%	0,16%	0,11%	0,19%
25 €	388.991.521,75	€ 1.215.267,85	€ 621.339,38	€ 265.681,10	€ 848.487,56	99,24%	0,31%	0,16%	0,07%	0,22%
26 €	375.608.318,90	€ 1.010.695,82	€ 784.955,03	€ 420.157,15	€ 800.660,61	99,20%	0,27%	0,21%	0,11%	0,21%
27 €	361.409.132,79	€ 752.137,06	€ 627.091,19	€ 270.605,66	€ 1.037.206,01	99,26%	0,21%	0,17%	0,07%	0,29%
28 €	347.209.934,18	€ 255.787,43	€ 587.225,58	€ 361.419,44	€ 1.234.256,27	99,30%	0,07%	0,17%	0,10%	0,36%
29 €	333.134.982,12	€ 887.765,50	€ 431.444,37	€ 425.466,81	€ 879.816,32	99,21%	0,27%	0,13%	0,13%	0,26%
30 €	320.169.231,82	€ 395.835,05	€ 803.384,26	€ 239.363,94	€ 847.706,31	99,29%	0,12%	0,25%	0,07%	0,26%
31 €	305.708.964,10	€ 604.113,59	€ 501.684,27	€ 336.350,13	€ 740.474,20	99,29%	0,20%	0,16%	0,11%	0,24%
32 €	292.067.224,70	€ 384.318,97	€ 655.433,16	€ 331.356,72	€ 864.427,41	99,23%	0,13%	0,22%	0,11%	0,30%
33 €	279.009.503,24	€ 785.147,43	€ 320.538,20	€ 308.489,68	€ 947.071,49	99,15%	0,28%	0,11%	0,11%	0,34%
34 €	265.890.700,29	€ 646.815,57	€ 563.607,52	€ 249.358,21	€ 868.141,32	99,12%	0,24%	0,21%	0,09%	0,33%
35 €	254.885.197,31	€ 378.615,50	€ 623.438,84	€ 207.874,29	€ 888.767,52	99,18%	0,15%	0,24%	0,08%	0,35%
36 €	244.961.586,55	€ 756.151,52	€ 241.760,14	€ 328.938,16	€ 749.643,64	99,15%	0,31%	0,10%	0,13%	0,31%
37 €	235.347.270,70	€ 398.922,34	€ 630.859,60	€ 358.227,87	€ 720.379,58	99,10%	0,17%	0,27%	0,15%	0,31%
38 €	226.511.629,82	€ 718.977,09	€ 166.569,53	€ 223.974,00	€ 790.078,02	99,16%	0,32%	0,07%	0,10%	0,35%

## SC Germany Auto 2019-1 Monthly Investor Report

### 4. Default Data



Reporting Date	10.01.2023	
Payment Date	13.01.2023	
Period No	38	
Monthly Period	Jan 2023	
Interest Period	from 13.12.2022	to 13.01.2023 = 31 days
Collection Period	from 01.12.2022	to 31.12.2022

### Default Data and Ratios

#### Current Default

	Amount	Number of Loans
Current Period Gross Default	59.555,55 €	
Current Period Recoveries	96.635,29 €	
Current Period Net Default	-37.079,74 €	
New Number of Defaulted Contracts		4

#### Cumulative Default

Cumulative Gross Default	4.410.614,37 €	
Cumulative Recoveries	1.531.576,85 €	
Cumulative Net Default	2.879.037,52 €	
Total Number of Defaulted Contracts		359

#### Principal Deficiency

	Amount	Trigger Event y/n
Principal Deficiency period before previous period	0,00 €	no
Principal Deficiency previous period	0,00 €	
Principal Deficiency current period	0,00 €	

#### PDL Trigger

#### Repurchased Assets

Current Repurchased Asset Amount through breach of warranty or voluntary buyback	0,00 €
Cumulative Repurchased Asset Amount through breach of warranty or voluntary buyback	0,00 €

SC Germany Auto 2019-1  
Monthly Investor Report

4.1 Default Data per Quarter



Reporting Date	10.01.2023				
Payment Date	13.01.2023				
Period No	38				
Monthly Period	Jan 2023				
Interest Period	from	13.12.2022	to	13.01.2023	= 31 days
Collection Period	from	01.12.2022	to	31.12.2022	

Quarter of Default	Periods	New Defaults	Recoveries	Recoveries in Quarter													
				Q4 2019	Q1 2020	Q2 2020	Q3 2020	Q4 2020	Q1 2021	Q2 2021	Q3 2021	Q4 2021	Q1 2022	Q2 2022	Q3 2022	Q4 2022	
n/a	BDS Oct-21	0,00	0,00	0,00													
Q4 2019	1-2	0,00	0,00	0,00	0,00	0,00	0,00	0,00	0,00	0,00	0,00	0,00	0,00	0,00	0,00	0,00	0,00
Q1 2020	3-5	117.635,34	61.624,83	0,00	5.357,40	0,00	870,81	26.540,57	24.000,00	4.856,05	0,00	0,00	0,00	0,00	0,00	0,00	0,00
Q2 2020	6-8	20.242,85	13.709,76	0,00	0,00	460,00	460,00	1.389,76	11.400,00	0,00	0,00	0,00	0,00	0,00	0,00	0,00	0,00
Q3 2020	9-11	420.855,37	178.660,99	0,00	0,00	0,00	50,00	24.084,96	33.422,26	17.589,18	70.563,00	7.061,54	6.049,56	6.592,68	6.649,13	6.598,68	0,00
Q4 2020	12-14	294.464,69	97.928,38	0,00	0,00	0,00	0,00	2.250,00	13.135,72	45.762,17	22.668,25	2.661,09	2.189,00	3.720,07	4.137,36	1.404,72	0,00
Q1 2021	15-17	535.573,78	143.756,94	0,00	0,00	0,00	0,00	0,00	3.326,05	7.303,77	13.375,32	62.463,30	15.326,45	21.867,45	14.523,26	5.571,34	0,00
Q2 2021	18-20	563.476,57	224.116,83	0,00	0,00	0,00	0,00	0,00	0,00	994,00	43.403,26	56.568,38	40.619,00	50.524,45	29.108,60	2.899,74	0,00
Q3 2021	21-23	339.700,10	130.280,33	0,00	0,00	0,00	0,00	0,00	0,00	0,00	12.794,70	31.955,86	67.521,59	9.710,94	3.598,62	4.708,62	0,00
Q4 2021	24-26	332.293,36	153.188,46	0,00	0,00	0,00	0,00	0,00	0,00	0,00	0,00	1.268,00	77.298,86	18.836,60	51.582,55	4.202,45	0,00
Q1 2022	27-29	493.952,73	177.077,84	0,00	0,00	0,00	0,00	0,00	0,00	0,00	0,00	0,00	15.603,31	90.640,72	66.241,74	4.592,07	0,00
Q2 2022	30-32	495.809,58	140.846,31	0,00	0,00	0,00	0,00	0,00	0,00	0,00	0,00	0,00	0,00	643,60	11.900,03	128.302,68	0,00
Q3 2022	33-35	529.711,52	59.275,61	0,00	0,00	0,00	0,00	0,00	0,00	0,00	0,00	0,00	0,00	0,00	1.368,37	57.907,24	0,00
Q4 2022	36-38	266.898,48	13.637,61	0,00	0,00	0,00	0,00	0,00	0,00	0,00	0,00	0,00	0,00	0,00	0,00	13.637,61	0,00
<b>Total</b>		<b>4.410.614,37</b>	<b>1.531.576,85</b>	<b>0,00</b>	<b>5.357,40</b>	<b>460,00</b>	<b>1.380,81</b>	<b>54.265,29</b>	<b>85.284,03</b>	<b>76.505,17</b>	<b>162.794,53</b>	<b>174.896,68</b>	<b>224.607,77</b>	<b>202.536,51</b>	<b>189.109,06</b>	<b>354.379,60</b>	

**SC Germany Auto 2019-1  
Monthly Investor Report**

**5. Concentration Limits & Early Amortisation Events**



Reporting Date	10.01.2023				
Payment Date	13.01.2023				
Period No	38				
Monthly Period	Jan 2023				
Interest Period	from	13.12.2022	to	13.01.2023	= 31 days
Collection Period	from	01.12.2022	to	31.12.2022	

	Current Transaction Status			Amortizing
Portfolio Concentrations	Minimum-Trigger	Maximum-Trigger	Current Value	Trigger Breach
New Cars (applicable for Total Portfolio)	40,00%	-	-	-
Weighted Average Effective Interest Rate	3,00%	-	-	-
Remaining Term (applicable for Total Portfolio)		65,00	-	-
Receivable per Debtor (EUR)		350.000	-	-
Early Amortisation Events		Maximum-Trigger	Current Value	Trigger Breach
Cumulative Loss Ratio - prior to or on 31 October 2020		0,75%	-	-
Purchase Shortfall Event		60.000.000,00 €	-	-
Note Balance exceeds the aggregate portfolio after the replenishment				-
Termination Event or a Servicer Termination Event				-
Event of Default or a termination event as defined in the Interest Rate Swap				-
<b>Total Sold Receivables</b>		<b>784.919.244,85 €</b>		



**SC Germany Auto 2019-1  
Monthly Investor Report**

**6. Outstanding Notes**



Reporting Date	10.01.2023				
Payment Date	13.01.2023				
Period No	38				
Monthly Period	Jan 2023				
Interest Period	from	13.12.2022	to	13.01.2023	= 31 days
Collection Period	from	01.12.2022	to	31.12.2022	

**1. Note Balance**

	All notes	Class A	Class B
<b>General Note Information</b>			
ISIN Code		XS2066921466	XS2066952776
Currency		EUR	EUR
Initial Tranching	in %	92,5%	7,5%
Legal Maturity		Oct 2032	Oct 2032
Expected Maturity		Sep 2024	Sep 2024
Original Rating (Fitch / Moody's)		AAA (sf) / Aaa (sf)	nr / nr
Current Rating (Fitch / Moody's)*		AAA (sf) / Aaa (sf)	n.r. / n.r.
Initial Notes Aggregate Principal Outstanding Balance	600.000.000,00 €	555.000.000,00 €	45.000.000,00 €
Initial Nominal per Note		100.000,00 €	100.000,00 €
Initial Number of Notes per Class		5.550	450
<b>Current Note Information</b>			
Class Principal Outstanding Balance Beginning of Period	235.347.295,50 €	190.347.295,50 €	45.000.000,00 €
Available Distribution Amount	10.710.912,41 €		
Amortisation	8.835.655,50 €		
Redemption per Class	8.835.655,50 €	8.835.655,50 €	0,00 €
Redemption per Note		1.592,01 €	0,00 €
Class Principal Outstanding Balance End of Period	226.511.640,00 €	181.511.640,00 €	45.000.000,00 €
Current Tranching		80,1%	19,9%
Current Pool Factor		0,33	1,00

**2. Payments to Investors per Note**

	All notes	Class A	Class B
Interest Rate Basis: 1-M Euribor / Spread / Fixed Rate	1,605%	+70bps	0,400%
DayCount Convention		act/360	act/360
Interest Days	31		
Principal Outstanding per Note Beginning of Period		34.296,81 €	100.000,00 €
> Principal Repayment per Note		<b>1.592,01 €</b>	<b>0,00 €</b>
Principal Outstanding per Note End of Period		32.704,80 €	100.000,00 €
> Interest accrued for the period		<b>377.788,50 €</b>	<b>15.498,00 €</b>
Interest Payment		<b>377.788,50 €</b>	<b>15.498,00 €</b>
Interest Payment per Note		<b>68,07 €</b>	<b>34,44 €</b>

**3. Credit Enhancements**

	Class A	Class B
Initial total CE (Subordination, Reserve)	7,96%	0,46%
Current CE (excl. Excess Spread)	20,31%	0,44%

**4. Placement Disclosure**

	Class A	Class B	
Pre-placed privately with investors which are not in the OG	- €	- €	At Closing
Retained by a member of the OG	- €	45.000.000 €	At Closing
Publicly offered to investors which are not in the OG	555.000.000 €	- €	At Closing
Privately-placed with investors which are not in the OG	- €	- €	Current Period
Retained by a member of the OG	- €	45.000.000 €	Current Period
Publicly-placed with investors which are not in the OG	181.511.640 €	- €	Current Period
Initially retained by a member of the OG, but subsequently placed with investors	- €	- €	Current Period

OG stands for Originator Group  
\* Last rating action as of 27.11.2019

**SC Germany Auto 2019-1  
Monthly Investor Report**

**7. Original Principal Balance**



Reporting Date	10.01.2023	
Payment Date	13.01.2023	
Period No	38	
Monthly Period	Jan 2023	
Interest Period	from 13.12.2022	to 13.01.2023 = 31 days
Collection Period	from 01.12.2022	to 31.12.2022

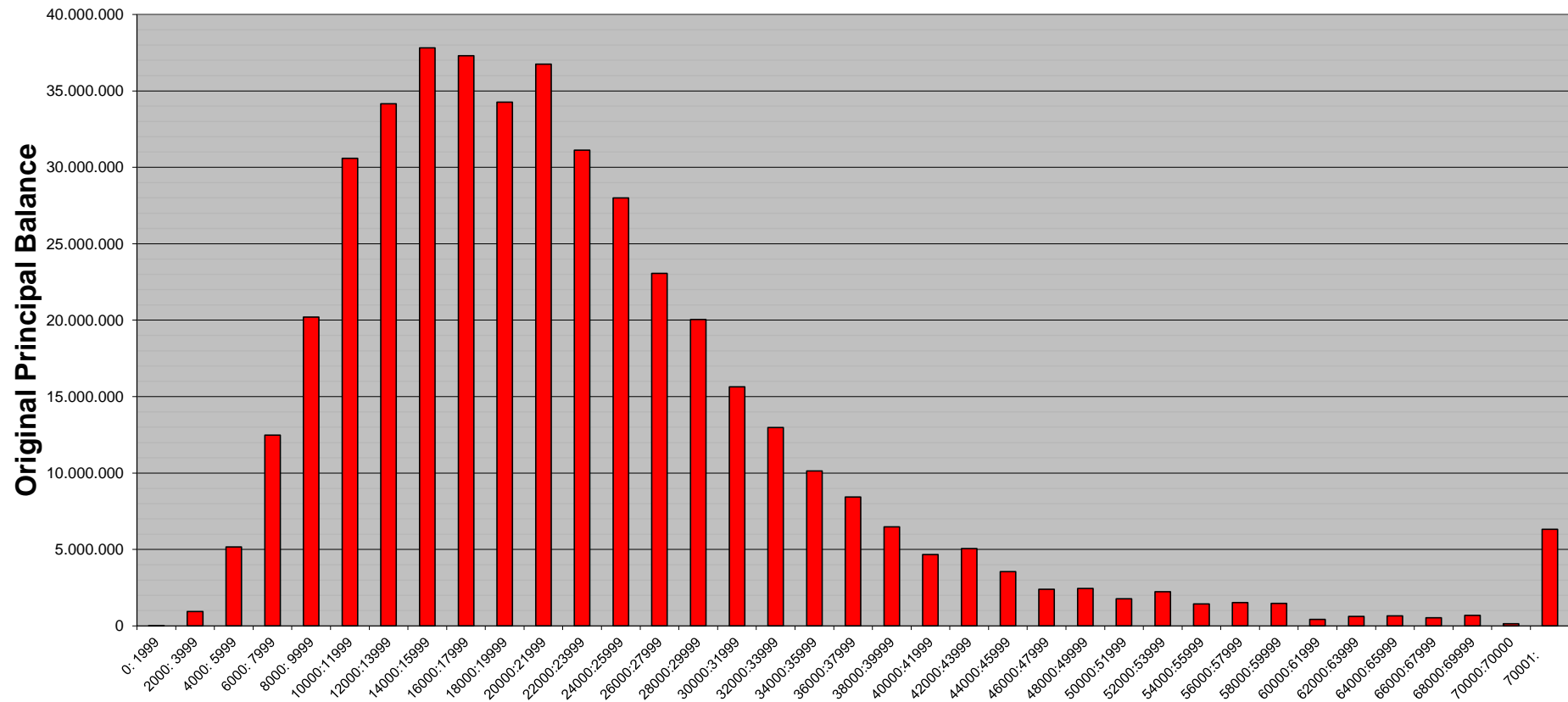
Original Principal Balance (Ranges in EUR)	Original Principal Balance in EUR	Percentage of Total Balance	Number of Loans	Percentage of Total Loans
0: 1999	7.555,55	0,00%	5	0,02%
2000: 3999	932.813,53	0,21%	284	1,12%
4000: 5999	5.164.778,81	1,17%	1.009	3,99%
6000: 7999	12.481.696,15	2,83%	1.767	6,99%
8000: 9999	20.204.179,43	4,58%	2.237	8,85%
10000:11999	30.583.818,52	6,93%	2.782	11,01%
12000:13999	34.157.037,59	7,74%	2.624	10,38%
14000:15999	37.821.045,46	8,57%	2.523	9,98%
16000:17999	37.294.147,66	8,45%	2.200	8,71%
18000:19999	34.259.333,14	7,76%	1.803	7,13%
20000:21999	36.746.814,66	8,32%	1.753	6,94%
22000:23999	31.123.805,47	7,05%	1.354	5,36%
24000:25999	28.002.047,68	6,34%	1.121	4,44%
26000:27999	23.069.356,22	5,22%	855	3,38%
28000:29999	20.036.924,36	4,54%	691	2,73%
30000:31999	15.643.184,07	3,54%	505	2,00%
32000:33999	12.977.587,52	2,94%	394	1,56%
34000:35999	10.141.875,28	2,30%	290	1,15%
36000:37999	8.435.975,99	1,91%	228	0,90%
38000:39999	6.474.828,45	1,47%	166	0,66%
40000:41999	4.667.615,99	1,06%	114	0,45%
42000:43999	5.065.577,14	1,15%	118	0,47%
44000:45999	3.554.985,53	0,81%	79	0,31%
46000:47999	2.395.092,78	0,54%	51	0,20%
48000:49999	2.443.464,56	0,55%	50	0,20%
50000:51999	1.780.433,09	0,40%	35	0,14%
52000:53999	2.231.952,63	0,51%	42	0,17%
54000:55999	1.429.860,18	0,32%	26	0,10%
56000:57999	1.534.114,34	0,35%	27	0,11%
58000:59999	1.475.905,40	0,33%	25	0,10%
60000:61999	425.191,60	0,10%	7	0,03%
62000:63999	630.060,48	0,14%	10	0,04%
64000:65999	650.294,82	0,15%	10	0,04%
66000:67999	534.063,20	0,12%	8	0,03%
68000:69999	691.856,26	0,16%	10	0,04%
70000:70000	140.000,00	0,03%	2	0,01%
70001:	6.320.305,32	1,43%	66	0,26%
<b>Total</b>	<b>441.529.578,86</b>	<b>100,00%</b>	<b>25.271</b>	<b>100,00%</b>

Statistics in EUR	
Average Amount	17.471,79

**SC Germany Auto 2019-1  
Monthly Investor Report**

**7.1 Original PB (Graph)**

Reporting Date	10.01.2023	
Payment Date	13.01.2023	
Period No	38	
Monthly Period	Jan 2023	
Interest Period	from 13.12.2022	to 13.01.2023 = 31 days
Collection Period	from 01.12.2022	to 31.12.2022



**SC Germany Auto 2019-1  
Monthly Investor Report**

**8. Current Principal Balance**



Reporting Date	10.01.2023				
Payment Date	13.01.2023				
Period No	38				
Monthly Period	Jan 2023				
Interest Period	from	13.12.2022	to	13.01.2023	= 31 days
Collection Period	from	01.12.2022	to	31.12.2022	

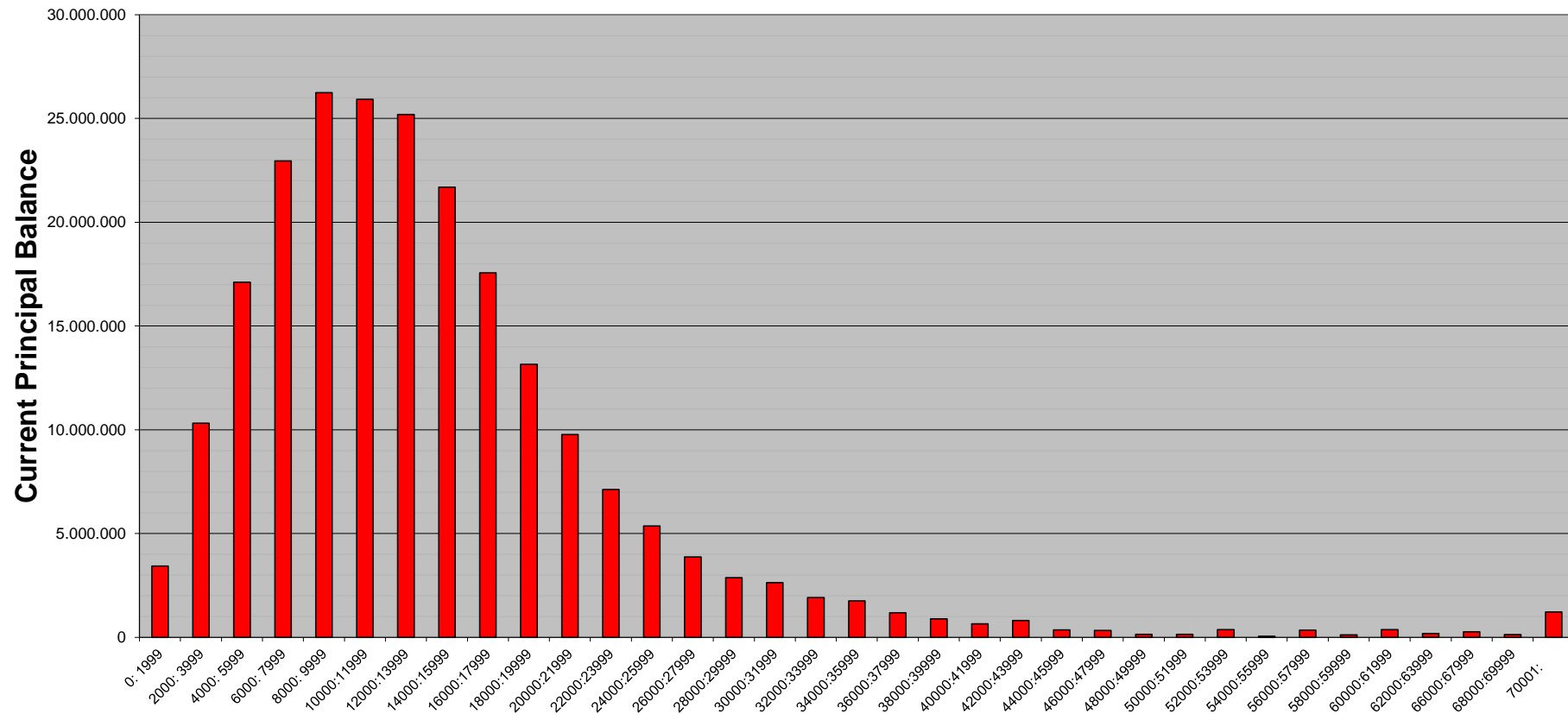
Current Principal Balance (Ranges in EUR)	Current Principal Balance in EUR	Percentage of Total Balance	Number of Loans	Percentage of Total Loans
0: 1999	3.430.259,57	1,51%	3.112	12,31%
2000: 3999	10.313.858,22	4,55%	3.435	13,59%
4000: 5999	17.110.490,95	7,55%	3.425	13,55%
6000: 7999	22.959.656,45	10,14%	3.284	13,00%
8000: 9999	26.244.533,29	11,59%	2.930	11,59%
10000:11999	25.923.169,23	11,44%	2.368	9,37%
12000:13999	25.197.235,85	11,12%	1.945	7,70%
14000:15999	21.684.537,35	9,57%	1.452	5,75%
16000:17999	17.568.548,44	7,76%	1.038	4,11%
18000:19999	13.160.096,69	5,81%	696	2,75%
20000:21999	9.774.946,96	4,32%	468	1,85%
22000:23999	7.129.408,42	3,15%	311	1,23%
24000:25999	5.362.806,70	2,37%	215	0,85%
26000:27999	3.873.668,38	1,71%	144	0,57%
28000:29999	2.870.145,61	1,27%	99	0,39%
30000:31999	2.639.846,10	1,17%	85	0,34%
32000:33999	1.916.049,60	0,85%	58	0,23%
34000:35999	1.751.821,33	0,77%	50	0,20%
36000:37999	1.179.838,72	0,52%	32	0,13%
38000:39999	890.824,99	0,39%	23	0,09%
40000:41999	652.090,17	0,29%	16	0,06%
42000:43999	814.706,57	0,36%	19	0,08%
44000:45999	358.830,39	0,16%	8	0,03%
46000:47999	332.137,32	0,15%	7	0,03%
48000:49999	147.705,12	0,07%	3	0,01%
50000:51999	153.217,43	0,07%	3	0,01%
52000:53999	371.901,37	0,16%	7	0,03%
54000:55999	55.563,37	0,02%	1	0,00%
56000:57999	343.825,80	0,15%	6	0,02%
58000:59999	117.195,14	0,05%	2	0,01%
60000:61999	366.556,82	0,16%	6	0,02%
62000:63999	189.477,13	0,08%	3	0,01%
66000:67999	267.372,72	0,12%	4	0,02%
68000:69999	136.814,93	0,06%	2	0,01%
70001:	1.222.492,69	0,54%	14	0,06%
<b>Total</b>	<b>226.511.629,82</b>	<b>100,00%</b>	<b>25.271</b>	<b>100,00%</b>

Statistics in EUR	
Average Amount	8.963,30

**SC Germany Auto 2019-1  
Monthly Investor Report**

**8.1 Current PB (Graph)**

Reporting Date	10.01.2023	
Payment Date	13.01.2023	
Period No	38	
Monthly Period	Jan 2023	
Interest Period	from 13.12.2022	to 13.01.2023 = 31 days
Collection Period	from 01.12.2022	to 31.12.2022



**SC Germany Auto 2019-1  
Monthly Investor Report**

**9. Borrower Concentration**



Reporting Date			10.01.2023		
Payment Date			13.01.2023		
Period No			38		
Monthly Period			Jan 2023		
Interest Period	from	13.12.2022	to	13.01.2023	= 31 days
Collection Period	from	01.12.2022	to	31.12.2022	

No	Current Principal Balance in EUR	Percentage of Balance	Number of Loans
1	155.527,36	0,0687%	1
2	119.590,93	0,0528%	1
3	105.972,30	0,0468%	1
4	84.717,26	0,0374%	1
5	84.502,56	0,0373%	1
6	77.706,41	0,0343%	1
7	76.558,74	0,0338%	1
8	75.879,84	0,0335%	1
9	75.425,65	0,0333%	1
10	74.033,87	0,0327%	1
11	73.951,41	0,0326%	1
12	73.843,64	0,0326%	1
13	72.955,22	0,0322%	1
14	71.827,50	0,0317%	1
15	68.655,17	0,0303%	1
16	68.159,76	0,0301%	1
17	67.662,22	0,0299%	1
18	66.768,50	0,0295%	1
19	66.743,40	0,0295%	1
20	66.198,60	0,0292%	1
21	64.735,54	0,0286%	2
22	64.463,61	0,0285%	2
23	63.571,68	0,0281%	1
24	63.496,57	0,0280%	1
25	62.408,88	0,0276%	1
	<b>1.945.356,62</b>	<b>0,8588%</b>	<b>27</b>

**SC Germany Auto 2019-1  
Monthly Investor Report**

**10. Geographical Distribution**



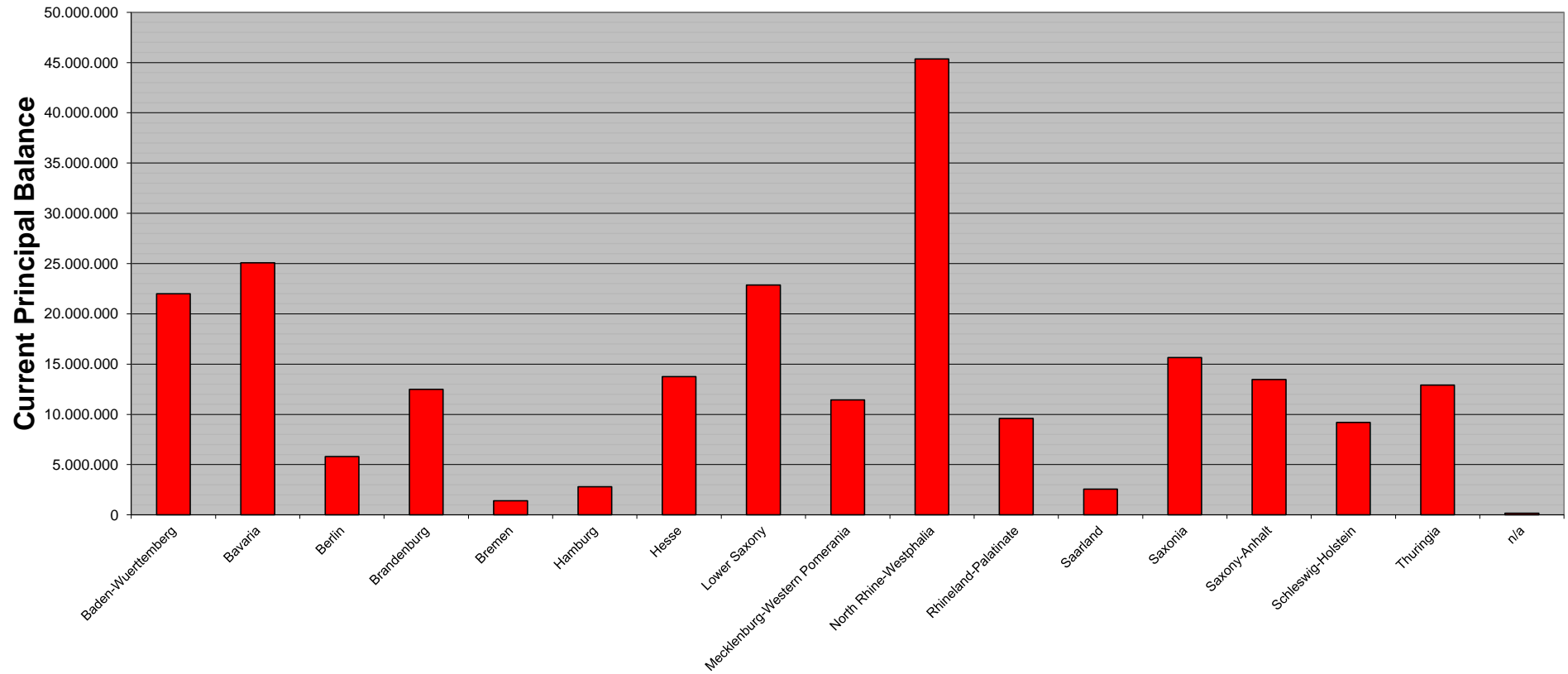
Reporting Date			10.01.2023			
Payment Date			13.01.2023			
Period No			38			
Monthly Period			Jan 2023			
Interest Period	from	13.12.2022	to	13.01.2023	=	31 days
Collection Period	from	01.12.2022	to	31.12.2022		

<i>State</i>	<i>Current Principal Balance in EUR</i>	<i>Percentage of Total Balance</i>	<i>Number of Loans</i>	<i>Percentage of Total Loans</i>
Baden-Wuerttemberg	21.989.322,62	9,71%	2.309	9,14%
Bavaria	25.069.805,86	11,07%	2.611	10,33%
Berlin	5.796.231,22	2,56%	620	2,45%
Brandenburg	12.476.560,27	5,51%	1.442	5,71%
Bremen	1.412.014,98	0,62%	142	0,56%
Hamburg	2.787.531,11	1,23%	290	1,15%
Hesse	13.745.674,70	6,07%	1.465	5,80%
Lower Saxony	22.867.849,84	10,10%	2.581	10,21%
Mecklenburg-Western Pomerania	11.440.552,75	5,05%	1.311	5,19%
North Rhine-Westphalia	45.353.964,03	20,02%	5.144	20,36%
Rhineland-Palatinate	9.599.282,52	4,24%	1.113	4,40%
Saarland	2.565.468,85	1,13%	308	1,22%
Saxonia	15.660.267,63	6,91%	1.892	7,49%
Saxony-Anhalt	13.462.938,16	5,94%	1.562	6,18%
Schleswig-Holstein	9.206.615,24	4,06%	1.032	4,08%
Thuringia	12.909.794,63	5,70%	1.430	5,66%
n/a	167.755,41	0,07%	19	0,08%
<b>Total</b>	<b>226.511.629,82</b>	<b>100,00%</b>	<b>25.271</b>	<b>100,00%</b>

**SC Germany Auto 2019-1  
Monthly Investor Report**

**10.1 Geographical Distribution (Graph)**

Reporting Date	10.01.2023	
Payment Date	13.01.2023	
Period No	38	
Monthly Period	Jan 2023	
Interest Period	from 13.12.2022	to 13.01.2023 = 31 days
Collection Period	from 01.12.2022	to 31.12.2022





**SC Germany Auto 2019-1  
Monthly Investor Report**

**11. Object/Vehicle Type**



Reporting Date	10.01.2023	
Payment Date	13.01.2023	
Period No	38	
Monthly Period	Jan 2023	
Interest Period	from 13.12.2022	to 13.01.2023 = 31 days
Collection Period	from 01.12.2022	to 31.12.2022

Vehicle Type		Current Principal Balance in EUR	Percentage of Total Balance	Number of Loans	Percentage of Total Loans
New Vehicle	Commercial	24.521.436,62	10,83%	1.973	7,81%
	Private	73.501.085,25	32,45%	7.168	28,36%
		98.022.521,87	43,27%	9.141	36,17%
Used Vehicle	Commercial	21.135.207,02	9,33%	2.198	8,70%
	Private	107.353.900,93	47,39%	13.932	55,13%
		128.489.107,95	56,73%	16.130	63,83%
<b>Total</b>		<b>226.511.629,82</b>	<b>100,00%</b>	<b>25.271</b>	<b>100,00%</b>

Object Type	Current Principal Balance in EUR	Percentage of Total Balance	Number of Loans	Percentage of Total Loans
Car	214.291.047,09	94,60%	23.720	93,86%
Leisure	8.063.831,64	3,56%	564	2,23%
Motorbike	4.156.751,09	1,84%	987	3,91%
<b>Total</b>	<b>226.511.629,82</b>	<b>100,00%</b>	<b>25.271</b>	<b>100,00%</b>

**SC Germany Auto 2019-1  
Monthly Investor Report**

**12. Insurances**



Reporting Date	10.01.2023	
Payment Date	13.01.2023	
Period No	38	
Monthly Period	Jan 2023	
Interest Period	from 13.12.2022	to 13.01.2023 = 31 days
Collection Period	from 01.12.2022	to 31.12.2022

<i>Payment Protection Insurance</i>	<i>Current Principal Balance in EUR</i>	<i>Percentage of Total Balance</i>	<i>Number of Loans</i>	<i>Percentage of Total Loans</i>
No	94.840.427,81	41,87%	9.760	38,62%
Yes	131.671.202,01	58,13%	15.511	61,38%
<b>Total</b>	<b>226.511.629,82</b>	<b>100,00%</b>	<b>25.271</b>	<b>100,00%</b>

<i>Gap Insurance (Santander Safe)</i>	<i>Current Principal Balance in EUR</i>	<i>Percentage of Total Balance</i>	<i>Number of Loans</i>	<i>Percentage of Total Loans</i>
No	145.310.606,52	64,15%	16.797	66,47%
Yes	81.201.023,30	35,85%	8.474	33,53%
<b>Total</b>	<b>226.511.629,82</b>	<b>100,00%</b>	<b>25.271</b>	<b>100,00%</b>

<i>Repair Cost Insurance (Santander AutoCare)</i>	<i>Current Principal Balance in EUR</i>	<i>Percentage of Total Balance</i>	<i>Number of Loans</i>	<i>Percentage of Total Loans</i>
No	204.842.712,94	90,43%	22.819	90,30%
Yes	21.668.916,88	9,57%	2.452	9,70%
<b>Total</b>	<b>226.511.629,82</b>	<b>100,00%</b>	<b>25.271</b>	<b>100,00%</b>

**SC Germany Auto 2019-1  
Monthly Investor Report**

**13. Type of Contract**



Reporting Date			10.01.2023		
Payment Date			13.01.2023		
Period No			38		
Monthly Period			Jan 2023		
Interest Period	from	13.12.2022	to	13.01.2023	= 31 days
Collection Period	from	01.12.2022	to	31.12.2022	

Contracts w/Balloon Payments		Current Principal Balance in EUR	Percentage of Total Balance	Number of Loans	Percentage of Total Loans
No	Private	90.909.137,46	40,13%	13.535	53,56%
	Commercial	20.651.617,68	9,12%	2.666	10,55%
	<b>Total</b>	<b>111.560.755,14</b>	<b>49,25%</b>	<b>16.201</b>	<b>64,11%</b>
Yes		89.945.848,72	39,71%	7.565	29,94%
- of which balloon rates	Private	67.284.720,06	29,70%		
- of which regular installments		22.661.128,66	10,00%		
Yes		25.005.025,96	11,04%	1.505	5,96%
- of which balloon rates	Commercial	18.768.876,43	8,29%		
- of which regular installments		6.236.149,53	2,75%		
	<b>Total</b>	<b>114.950.874,68</b>	<b>50,75%</b>	<b>9.070</b>	<b>35,89%</b>
<b>Total</b>		<b>226.511.629,82</b>	<b>100,00%</b>	<b>25.271</b>	<b>100,00%</b>

Balloon Loans - Original Term in months	Balloon Rates in EUR	Balloon Rates in % of Total Balloon Rates	Number of Balloon Loans	Percentage of Total Balloon Loans
13:25	4.972,69	0,01%	1	0,01%
26:38	1.707.122,19	1,98%	175	1,93%
39:51	21.990.106,09	25,55%	2.302	25,38%
52:64	61.442.582,76	71,40%	6.499	71,65%
65:72	437.551,36	0,51%	43	0,47%
73:	471.261,40	0,55%	50	0,55%
<b>Total</b>	<b>86.053.596,49</b>	<b>100,00%</b>	<b>9.070</b>	<b>100,00%</b>

Balloon Loans - Remaining Term in months	Balloon Rates in EUR	Balloon Rates in % of Total Balloon Rates	Number of Balloon Loans	Percentage of Total Balloon Loans
0:12	26.484.893,53	30,78%	2.870	31,64%
13:25	53.481.458,85	62,15%	5.614	61,90%
26:38	5.371.564,10	6,24%	504	5,56%
39:51	704.168,29	0,82%	81	0,89%
52:64	11.511,72	0,01%	1	0,01%
<b>Total</b>	<b>86.053.596,49</b>	<b>100,00%</b>	<b>9.070</b>	<b>100,00%</b>

**SC Germany Auto 2019-1  
Monthly Investor Report**

**14. Payment Methods**



Reporting Date	10.01.2023	
Payment Date	13.01.2023	
Period No	38	
Monthly Period	Jan 2023	
Interest Period	from 13.12.2022	to 13.01.2023 = 31 days
Collection Period	from 01.12.2022	to 31.12.2022

<i>Payment Method</i>	<i>Current Principal Balance in EUR</i>	<i>Percentage of Total Balance</i>	<i>Number of Loans</i>	<i>Percentage of Total Loans</i>
Direct Debit	223.585.093,58	98,71%	24.926	98,63%
Other	2.926.536,24	1,29%	345	1,37%
<b>Total</b>	<b>226.511.629,82</b>	<b>100,00%</b>	<b>25.271</b>	<b>100,00%</b>

<i>Cycle of Payment</i>	<i>Current Principal Balance in EUR</i>	<i>Percentage of Total Balance</i>	<i>Number of Loans</i>	<i>Percentage of Total Loans</i>
15th of month	101.861.614,36	44,97%	11.297	44,70%
1st of month	124.650.015,46	55,03%	13.974	55,30%
<b>Total</b>	<b>226.511.629,82</b>	<b>100,00%</b>	<b>25.271</b>	<b>100,00%</b>

**SC Germany Auto 2019-1  
Monthly Investor Report**

**15. Downpayment**



Reporting Date	10.01.2023	
Payment Date	13.01.2023	
Period No	38	
Monthly Period	Jan 2023	
Interest Period	from 13.12.2022	to 13.01.2023 = 31 days
Collection Period	from 01.12.2022	to 31.12.2022

<i>Downpayment (Ranges in EUR)</i>	<i>Current Principal Balance in EUR</i>	<i>Percentage of Total Balance</i>	<i>Number of Loans</i>	<i>Percentage of Total Loans</i>	<i>Downpayment / Purchase Price in %</i>
No Downpayment	80.369.456,51	35,48%	8.561	33,88%	0,00%
0: 999	5.968.925,60	2,64%	889	3,52%	4,27%
1000: 1999	13.980.708,52	6,17%	2.010	7,95%	9,14%
2000: 2999	17.922.308,40	7,91%	2.339	9,26%	13,79%
3000: 3999	16.668.076,72	7,36%	2.071	8,20%	17,85%
4000: 4999	13.606.891,58	6,01%	1.599	6,33%	21,07%
5000: 5999	17.917.919,57	7,91%	1.925	7,62%	23,11%
6000: 6999	10.285.721,25	4,54%	1.092	4,32%	26,52%
7000: 7999	7.708.661,67	3,40%	816	3,23%	29,63%
8000: 8999	7.222.795,56	3,19%	726	2,87%	31,03%
9000: 9999	4.053.393,95	1,79%	396	1,57%	33,51%
10000:10999	9.813.714,80	4,33%	950	3,76%	34,18%
11000:11999	2.043.588,98	0,90%	218	0,86%	38,53%
12000:12999	3.002.747,86	1,33%	303	1,20%	39,19%
13000:13999	1.942.135,87	0,86%	201	0,80%	41,18%
14000:14999	1.675.140,43	0,74%	161	0,64%	43,09%
15000:15000	2.538.378,63	1,12%	251	0,99%	42,20%
15001:	9.791.063,92	4,32%	763	3,02%	47,15%
<b>Total</b>	<b>226.511.629,82</b>	<b>100,00%</b>	<b>25.271</b>	<b>100,00%</b>	<b>18,70%</b>

<i>Downpayment and Purchase Price</i>	<i>All Contracts</i>	<i>Contracts with Downpayment</i>
Average downpayment	€ 3.764,30	€ 5.692,85
Average Purchase Price	€ 20.125,01	€ 21.882,38
<b>Downpayment in %</b>	<b>18,70%</b>	<b>26,02%</b>

**SC Germany Auto 2019-1  
Monthly Investor Report**

**16. Effective Interest Rate**



Reporting Date		10.01.2023			
Payment Date		13.01.2023			
Period No		38			
Monthly Period		Jan 2023			
Interest Period	from	13.12.2022	to	13.01.2023	= 31 days
Collection Period	from	01.12.2022	to	31.12.2022	

Yield Range *	Current Principal Balance in EUR	Percentage of Total Balance	Number of Loans	Percentage of Total Loans
0: 0	63.443,33	0,03%	6	0,02%
1: 1	10.881.487,23	4,80%	1.065	4,21%
2: 2	60.733.462,77	26,81%	6.185	24,47%
3: 3	113.441.189,90	50,08%	12.025	47,58%
4: 4	30.057.354,20	13,27%	4.118	16,30%
5: 5	7.177.529,05	3,17%	1.181	4,67%
6: 6	2.410.490,73	1,06%	451	1,78%
7: 7	395.744,80	0,17%	71	0,28%
8: 8	1.104.299,43	0,49%	142	0,56%
9: 9	168.484,88	0,07%	15	0,06%
10:10	50.640,69	0,02%	8	0,03%
11:11	27.502,81	0,01%	4	0,02%
<b>Total</b>	<b>226.511.629,82</b>	<b>100,00%</b>	<b>25.271</b>	<b>100,00%</b>

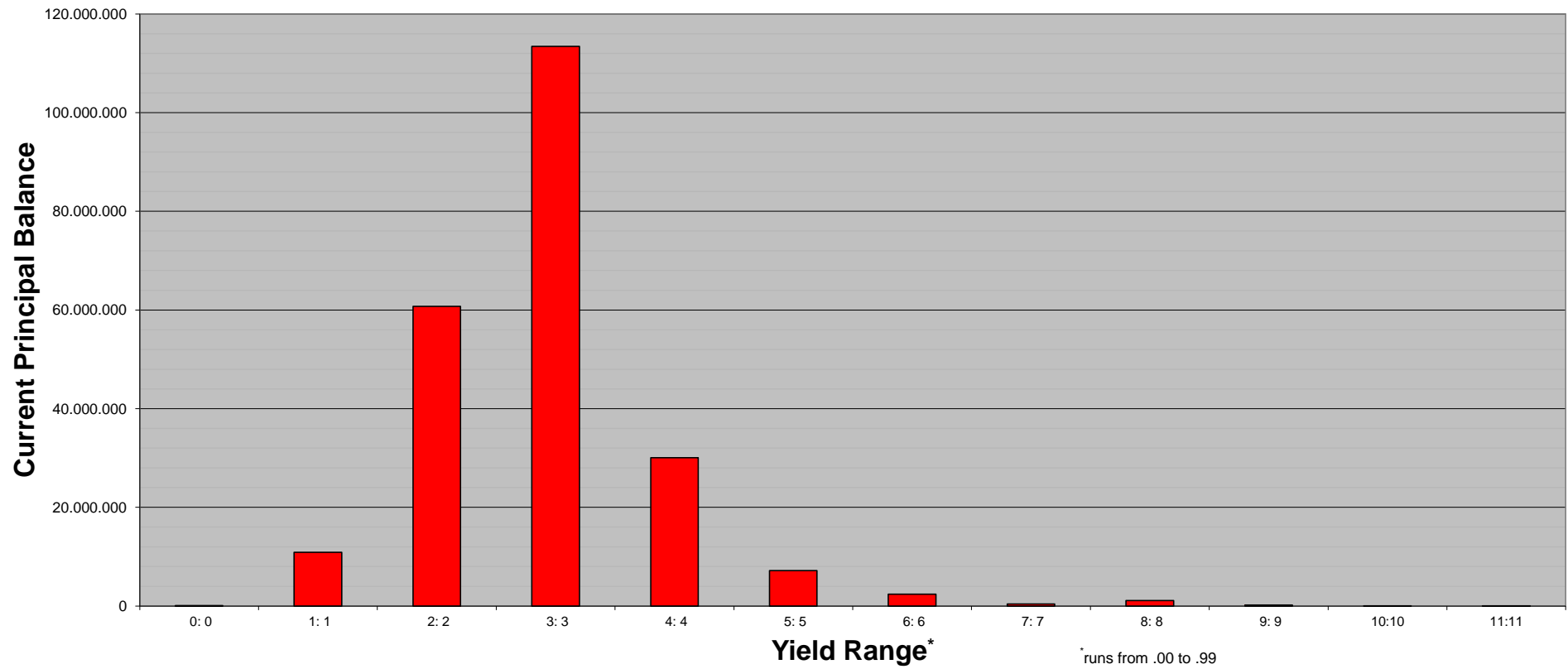
Statistics	in %
WA Interest	3,71%

\* runs from .00 to .99

**SC Germany Auto 2019-1  
Monthly Investor Report**

**16.1 Effective Interest Rate (Graph)**

Reporting Date	10.01.2023	
Payment Date	13.01.2023	
Period No	38	
Monthly Period	Jan 2023	
Interest Period	from 13.12.2022	to 13.01.2023 = 31 days
Collection Period	from 01.12.2022	to 31.12.2022



**SC Germany Auto 2019-1  
Monthly Investor Report**

**17. Seasoning**



Reporting Date			10.01.2023			
Payment Date			13.01.2023			
Period No			38			
Monthly Period			Jan 2023			
Interest Period	from	13.12.2022	to	13.01.2023	=	31 days
Collection Period	from	01.12.2022	to	31.12.2022		

Seasoning in Months	Current Principal Balance in EUR	Percentage of Total Balance	Number of Loans	Percentage of Total Loans
27:29	5.264.720,79	2,32%	455	1,80%
30:32	11.693.403,22	5,16%	1.078	4,27%
33:35	13.141.829,74	5,80%	1.255	4,97%
36:38	14.739.536,80	6,51%	1.483	5,87%
39:41	60.171.632,60	26,56%	6.313	24,98%
42:44	79.886.889,25	35,27%	8.939	35,37%
45:47	22.687.051,22	10,02%	3.064	12,12%
48:50	8.836.028,50	3,90%	1.207	4,78%
51:53	4.524.291,85	2,00%	635	2,51%
54:56	2.177.862,45	0,96%	262	1,04%
57:59	1.195.469,34	0,53%	165	0,65%
60:62	511.821,22	0,23%	69	0,27%
63:65	254.783,44	0,11%	34	0,13%
66:68	519.051,59	0,23%	89	0,35%
69:71	307.143,01	0,14%	75	0,30%
72:74	148.975,78	0,07%	34	0,13%
75:77	168.472,44	0,07%	34	0,13%
78:80	99.337,38	0,04%	19	0,08%
81:	183.329,20	0,08%	61	0,24%
<b>Total</b>	<b>226.511.629,82</b>	<b>100,00%</b>	<b>25.271</b>	<b>100,00%</b>

**Statistics**

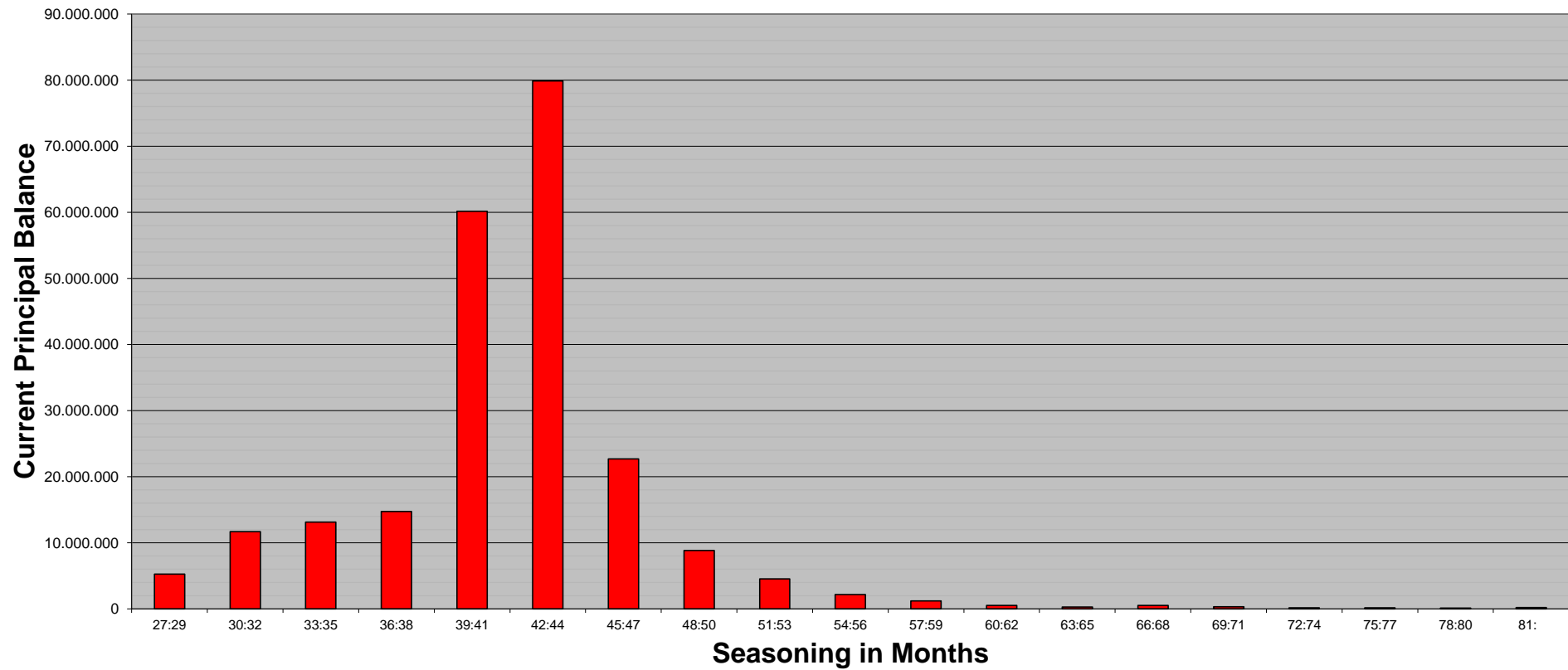
WA Seasoning	41,53
--------------	-------



**SC Germany Auto 2019-1  
Monthly Investor Report**

**17.1 Seasoning (Graph)**

Reporting Date	10.01.2023	
Payment Date	13.01.2023	
Period No	38	
Monthly Period	Jan 2023	
Interest Period	from 13.12.2022	to 13.01.2023 = 31 days
Collection Period	from 01.12.2022	to 31.12.2022



**SC Germany Auto 2019-1  
Monthly Investor Report**

**18. Remaining Term**



Reporting Date	10.01.2023	
Payment Date	13.01.2023	
Period No	38	
Monthly Period	Jan 2023	
Interest Period	from 13.12.2022	to 13.01.2023 = 31 days
Collection Period	from 01.12.2022	to 31.12.2022

<i>Remaining Term in Months</i>	<i>Current Principal Balance in EUR</i>	<i>Percentage of Total Balance</i>	<i>Number of Loans</i>	<i>Percentage of Total Loans</i>
0: 6	16.873.249,87	7,45%	3.552	14,06%
7: 13	22.131.298,38	9,77%	3.489	13,81%
14: 20	78.523.762,13	34,67%	8.045	31,83%
21: 27	19.299.415,23	8,52%	1.990	7,87%
28: 34	18.406.136,17	8,13%	2.173	8,60%
35: 41	7.843.190,28	3,46%	901	3,57%
42: 48	13.253.560,70	5,85%	1.294	5,12%
49: 55	27.418.074,31	12,10%	2.298	9,09%
56: 62	14.380.341,33	6,35%	1.073	4,25%
63: 69	3.771.744,06	1,67%	255	1,01%
70: 76	893.769,98	0,39%	44	0,17%
77: 83	2.116.756,76	0,93%	89	0,35%
84: 90	799.085,40	0,35%	34	0,13%
91: 97	767.154,21	0,34%	33	0,13%
98:104	34.091,01	0,02%	1	0,00%
<b>Total</b>	<b>226.511.629,82</b>	<b>100,00%</b>	<b>25.271</b>	<b>100,00%</b>

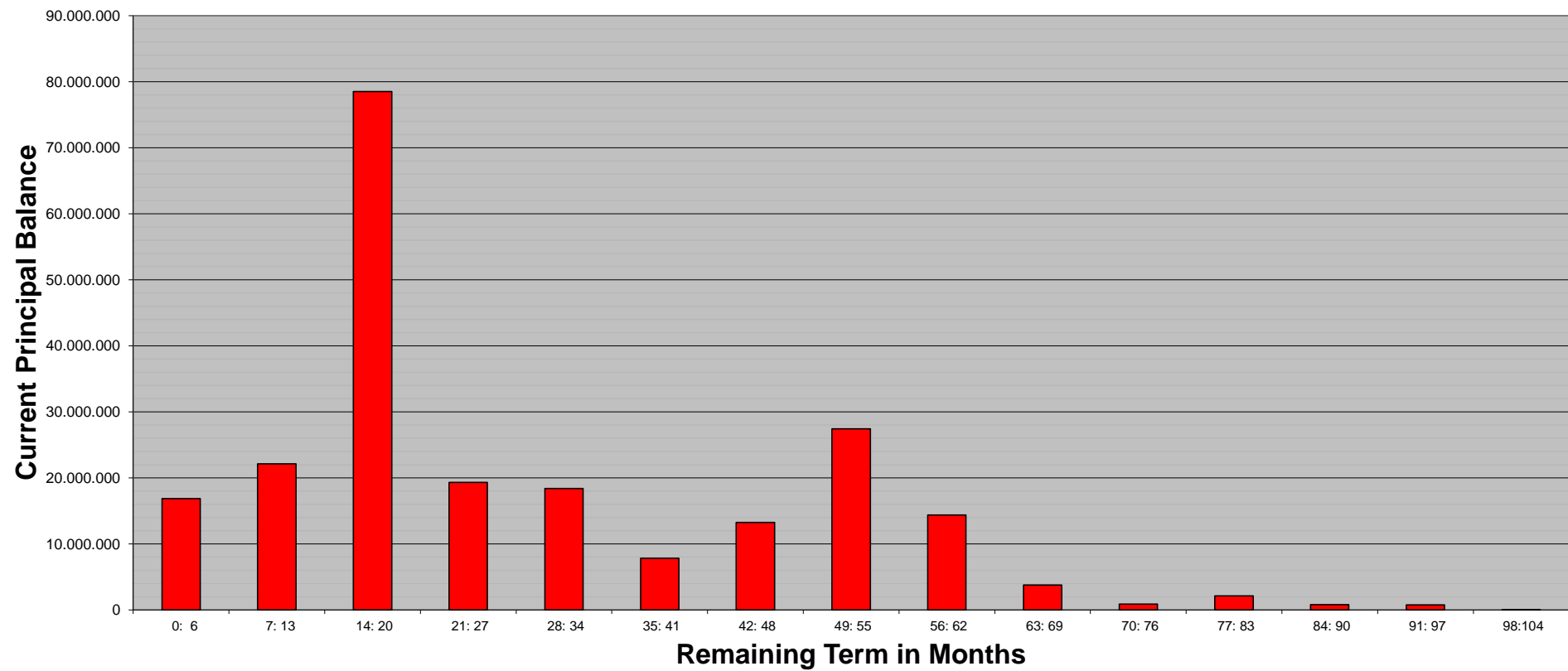
**Statistics**

WA Remaining Term	28,72
-------------------	-------

**SC Germany Auto 2019-1  
Monthly Investor Report**

**18.1 Remaining Term (Graph)**

Reporting Date			10.01.2023		
Payment Date			13.01.2023		
Period No			38		
Monthly Period			Jan 2023		
Interest Period	from	13.12.2022	to	13.01.2023	= 31 days
Collection Period	from	01.12.2022	to	31.12.2022	



**SC Germany Auto 2019-1  
Monthly Investor Report**

**19. Original Term**



Reporting Date	10.01.2023	
Payment Date	13.01.2023	
Period No	38	
Monthly Period	Jan 2023	
Interest Period	from 13.12.2022	to 13.01.2023 = 31 days
Collection Period	from 01.12.2022	to 31.12.2022

<i>Original Term in Months</i>	<i>Current Principal Balance in EUR</i>	<i>Percentage of Total Balance</i>	<i>Number of Loans</i>	<i>Percentage of Total Loans</i>
13: 25	4.149,20	0,00%	4	0,02%
26: 38	2.049.737,66	0,90%	516	2,04%
39: 51	31.733.547,45	14,01%	5.526	21,87%
52: 64	104.947.494,14	46,33%	10.633	42,08%
65: 77	18.216.040,71	8,04%	2.534	10,03%
78: 90	16.986.687,43	7,50%	1.870	7,40%
91:103	45.894.247,96	20,26%	3.836	15,18%
104:116	1.328.366,68	0,59%	81	0,32%
117:119	187.972,60	0,08%	13	0,05%
120:	5.163.385,99	2,28%	258	1,02%
<b>Total</b>	<b>226.511.629,82</b>	<b>100,00%</b>	<b>25.271</b>	<b>100,00%</b>

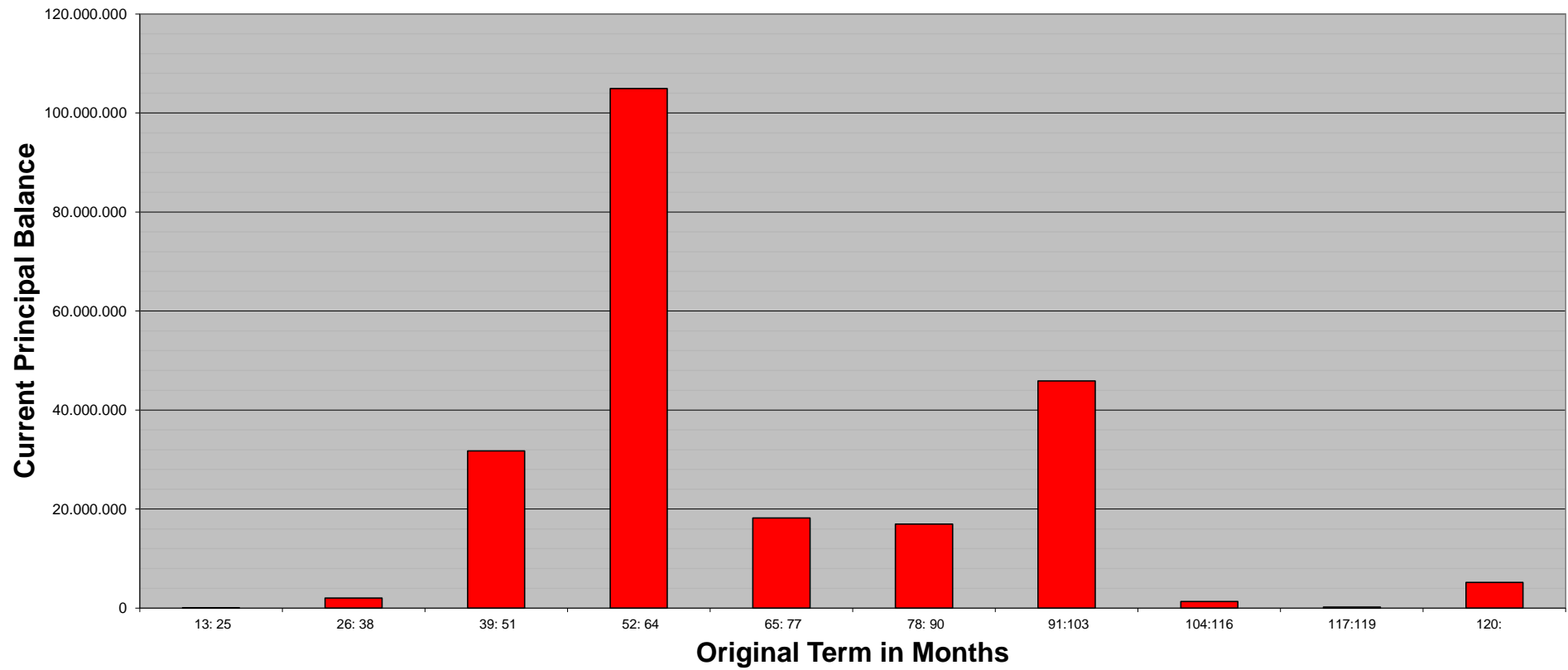
**Statistics**

WA Original Term	70,25
------------------	-------

**SC Germany Auto 2019-1  
Monthly Investor Report**

**19.1 Original Term (Graph)**

Reporting Date			10.01.2023		
Payment Date			13.01.2023		
Period No			38		
Monthly Period			Jan 2023		
Interest Period	from	13.12.2022	to	13.01.2023	= 31 days
Collection Period	from	01.12.2022	to	31.12.2022	



**SC Germany Auto 2019-1  
Monthly Investor Report**

**20. Manufacturer  
Brands & Fueltype**



Reporting Date	10.01.2023	
Payment Date	13.01.2023	
Period No	38	
Monthly Period	Jan 2023	
Interest Period	from 13.12.2022	to 13.01.2023 = 31 days
Collection Period	from 01.12.2022	to 31.12.2022

<i>Manufacturer brands</i>	<i>Current Principal Balance in EUR</i>	<i>Percentage of Total Balance</i>	<i>Number of Loans</i>	<i>Percentage of Total Loans</i>
1	25.916.506,52	11,44%	2.938	11,63%
2	24.205.140,77	10,69%	2.543	10,06%
3	18.863.285,30	8,33%	2.283	9,03%
4	16.520.713,24	7,29%	1.653	6,54%
5	16.212.730,65	7,16%	1.653	6,54%
6	14.394.669,34	6,35%	1.397	5,53%
7	14.172.863,92	6,26%	1.952	7,72%
8	9.784.132,29	4,32%	987	3,91%
9	9.581.021,27	4,23%	1.167	4,62%
10	8.939.885,40	3,95%	910	3,60%
11	7.979.013,62	3,52%	922	3,65%
12	7.195.972,91	3,18%	763	3,02%
13	5.803.798,39	2,56%	761	3,01%
14	4.946.708,32	2,18%	430	1,70%
15	4.402.785,27	1,94%	135	0,53%
<b>Total</b>	<b>188.919.227,21</b>	<b>83,40%</b>	<b>20.494</b>	<b>81,10%</b>

TOP 15 manufacturer brands in alphabetical order:

Audi, BMW, Fiat, Ford, Hyundai, Kia, Mercedes, Mazda, Opel, Renault, Seat, Skoda, Tesla, VW, Volvo

<i>Fuel</i>	<i>Current Principal Balance in EUR</i>	<i>Percentage of Total Balance</i>	<i>Number of Loans</i>	<i>Percentage of Total Loans</i>
Petrol	99.823.118,19	44,07%	13.351	52,83%
Diesel Euro 6	25.187.973,75	11,12%	2.272	8,99%
Diesel Euro 5	14.918.253,75	6,59%	1.996	7,90%
Diesel < Euro 5	23.986.291,56	10,59%	2.379	9,41%
Other	3.533.597,45	1,56%	389	1,54%
n/a	59.062.395,12	26,07%	4.884	19,33%
<b>Total</b>	<b>226.511.629,82</b>	<b>100,00%</b>	<b>25.271</b>	<b>100,00%</b>

SC Germany Auto 2019-1  
Monthly Investor Report

21. Amortisation Profile



Reporting Date	10.01.2023				
Payment Date	13.01.2023				
Period No	38				
Monthly Period	Jan 2023				
Interest Period	from	13.12.2022	to	13.01.2023	= 31 days
Collection Period	from	01.12.2022	to	31.12.2022	

Amortisation profile

Collection Period	Outstanding Volume	Collection Period	Outstanding Volume	Collection Period	Outstanding Volume
1	226.511.629,82 €	51	7.555.525,45 €	101	- €
2	220.548.004,57 €	52	6.653.174,08 €	102	- €
3	214.304.623,89 €	53	5.782.163,19 €	103	- €
4	207.689.114,22 €	54	4.954.343,26 €	104	- €
5	201.104.276,66 €	55	4.200.840,48 €	105	- €
6	193.396.153,81 €	56	3.557.077,47 €	106	- €
7	185.110.400,19 €	57	3.029.211,26 €	107	- €
8	176.985.299,65 €	58	2.640.846,28 €	108	- €
9	168.939.773,59 €	59	2.367.774,23 €	109	- €
10	160.246.434,59 €	60	2.127.587,02 €	110	- €
11	154.667.450,90 €	61	1.921.206,63 €	111	- €
12	149.123.840,32 €	62	1.734.535,01 €	112	- €
13	143.284.695,77 €	63	1.567.130,03 €	113	- €
14	137.856.895,39 €	64	1.422.903,29 €	114	- €
15	132.117.772,07 €	65	1.299.670,96 €	115	- €
16	125.739.073,80 €	66	1.189.968,81 €	116	- €
17	119.386.010,34 €	67	1.089.664,56 €	117	- €
18	109.678.774,95 €	68	1.001.259,60 €	118	- €
19	99.366.010,95 €	69	924.185,23 €	119	- €
20	87.343.127,89 €	70	853.523,29 €		
21	74.168.364,25 €	71	790.264,12 €		
22	62.784.387,70 €	72	728.647,90 €		
23	59.212.112,24 €	73	667.885,08 €		
24	55.840.683,46 €	74	607.082,99 €		
25	52.401.834,90 €	75	547.112,40 €		
26	49.374.335,67 €	76	488.716,53 €		
27	46.216.907,42 €	77	432.924,91 €		
28	42.683.319,09 €	78	379.122,35 €		
29	40.103.423,49 €	79	329.600,61 €		
30	37.488.929,12 €	80	284.596,43 €		
31	34.947.438,62 €	81	244.878,93 €		
32	32.600.506,30 €	82	212.439,51 €		
33	30.556.402,31 €	83	188.529,41 €		
34	28.625.343,89 €	84	165.673,29 €		
35	27.202.789,76 €	85	144.586,61 €		
36	25.802.020,04 €	86	124.616,37 €		
37	24.421.394,30 €	87	104.833,61 €		
38	23.035.355,39 €	88	85.133,02 €		
39	21.688.589,38 €	89	66.734,11 €		
40	20.363.056,29 €	90	50.113,18 €		
41	19.056.229,04 €	91	34.106,09 €		
42	17.767.605,81 €	92	20.748,57 €		
43	16.481.178,99 €	93	10.795,85 €		
44	15.103.937,11 €	94	5.023,93 €		
45	13.753.080,66 €	95	3.546,85 €		
46	12.399.451,20 €	96	2.660,74 €		
47	11.388.797,81 €	97	1.969,97 €		
48	10.397.710,59 €	98	1.578,59 €		
49	9.426.831,72 €	99	1.185,90 €		
50	8.481.889,40 €	100	791,91 €		

**SC Germany Auto 2019-1**  
**Monthly Investor Report**

**22. Priority of Payments + Transaction Costs**



Reporting Date	10.01.2023				
Payment Date	13.01.2023				
Period No	38				
Monthly Period	Jan 2023				
Interest Period	from	13.12.2022	to	13.01.2023	= 31 days
Collection Period	from	01.12.2022	to	31.12.2022	

**Priority of Payments**

Available Distribution Amount	10.710.912,41 €
Taxes and Senior Expenses	- 1.392,50 €
Net Swap Payments	-- 312.412,78 €
Interest Class A Notes	- 377.788,50 €
Payments to Liquidity Reserve Fund	- 1.000.000,00 €
If no Principal Deficiency Trigger Event has occurred, Interest Class B Notes	- 15.498,00 €
Replenishment	- - €
Purchase Shortfall Ledger	- 10,18 €
Principal Payments Class A	- 8.835.655,50 €
Upon a Principal Deficiency Trigger Event, Interest Class B Notes	- - €
Principal Payments Class B	- - €
Payments to Commingling Reserve Ledger	- - €
Payments to Set-Off Reserve Ledger	- - €
Swap Termination Payments	- - €
Interest Commingling/Set-Off Reserve	- - €
Interest Subordinated Loan	- 1.291,67 €
Principal Payments Subordinated Loan	- - €
Payments to Seller	- 791.688,84 €

**Transaction Costs**

	All notes	Class A	Class B
Senior Expenses	1.392,50 €		
Interest accrued for the Period	- 393.286,50 €	- 377.788,50 €	- 15.498,00 €
Cumulative Interest accrued	- 4.162.434,00 €	- 3.590.961,00 €	- 571.473,00 €
Interest Payments	- 393.286,50 €	- 377.788,50 €	- 15.498,00 €
Cumulative Interest Payments	- 4.162.434,00 €	- 3.590.961,00 €	- 571.473,00 €
Interest accrued on Subordinated Loan for the Period	- 1.291,67 €		
Cumulative Interest accrued on Subordinated Loan	- 102.467,22 €		
Interest Payments on Subordinated Loan	- 1.291,67 €		
Cumulative Interest Payments on Subordinated Loan	- 102.467,22 €		
Unpaid Interest for the Period	- €		
Cumulative Unpaid Interest	- €		



**SC Germany Auto 2019-1  
Monthly Investor Report**

**23. Swap Counterparty**



Reporting Date	10.01.2023				
Payment Date	13.01.2023				
Period No	38				
Monthly Period	Jan 2023				
Interest Period	from	13.12.2022	to	13.01.2023	= 31 days
Collection Period	from	01.12.2022	to	31.12.2022	

**Swap Counterparty**

Swap Counterparty Royal Bank of Canada  
Swap Rating Trigger Breach no

Rating Trigger & Current Ratings	Consequenses	Fitch			Moody's			Trigger breach
		Long Term or Derivative Counterparty Rating	Short Term	Outlook	Long Term (CRA)	Short Term	Outlook	
1st Rating Trigger	Collateral, Guarantee or Replacement	A-	F1		A3(cr)			no
2nd Rating Trigger	Guarantee or Replacement	BBB-	F3		Baa3(cr)			no
<b>Current Counterparty Ratings</b>		AA(dcr)	F1+	STABLE	Aa1(cr)	P-1(cr)	STABLE	

**Current Swap Data**

Swap Type Fixed Floating Interest Rate Swap  
Notional Amount 190.347.295,50  
Fixed Rate 0,3990%  
Floating Rate (Euribor) 1,6050%  
Net Swap Payments 312.412,78  
Notional Amount next period 181.511.640,00

**Swap Counterparty Details**

Royal Bank of Canada  
Riverbank House  
2 Swan Lane  
London EC4R 3BF  
United Kingdom  
Phone +44 1 416 842 4736

**Counterparty Replacement**

Old Counterparty Royal Bank of Canada  
Current Counterparty Royal Bank of Canada

**Swap Collateral**

Beginning of Period € -  
Cash Outflow € -  
Cash Inflow € -  
End of Period € -

Ratings as of 31.12.2022, data source: Bloomberg

In case of Fitch, only one required rating must be held

**SC Germany Auto 2019-1  
Monthly Investor Report**

**24. Retention**



Reporting Date	10.01.2023				
Payment Date	13.01.2023				
Period No	38				
Monthly Period	Jan 2023				
Interest Period	from	13.12.2022	to	13.01.2023	= 31 days
Collection Period	from	01.12.2022	to	31.12.2022	

For the purposes of compliance with the requirements of article 6(3)d) of the Securitisation Regulation, the Seller will do each of the following: first, the Seller will retain, in its capacity as originator within the meaning of the Securitisation Regulation, on an on-going basis until the earlier of (i) the redemption of the Class A Notes in full or (ii) the Legal Maturity Date, a first loss tranche constituted by the claim for repayment of the outstanding loan advance of initially EUR 2,775,000 (as of the Note Issuance Date, as reduced from time to time) made available by the Seller in its capacity as Subordinated Loan Provider to the Issuer under the Subordinated Loan Agreement as of the Note Issuance Date. The nominal amount of such loan advance equals 0.5 per cent. of the Class A Principal Amount as of the Note Issuance Date. Subject to certain additional restrictions, the loan advance will only become repayable to the Seller on any relevant date if and to the extent its outstanding amount exceeds an amount equal to the Required Liquidity Reserve Amount as of such date. Prior to the redemption of the Class A Notes in full, the Required Liquidity Reserve Amount will be equal to at least EUR 1,000,000. Pursuant to the Pre-Enforcement Priority of Payments and the Post-Enforcement Priority of Payments (as applicable), any payments due under the Subordinated Loan Agreement are subordinated to payments due under the Notes. Second, the Seller will retain, on an on-going basis until the earlier of (i) the redemption of the Class A Notes in full or (ii) the Legal Maturity Date, the Class B Notes in an aggregate principal amount equal to at least 5 per cent. of the securitised exposures (the "Retained Class B Notes")

Outstanding Principal Balance of Purchased Receivables as of the Offer Date:	599.999.998,18 €
Outstanding Principal Balance of Purchased Receivables as of the beginning of the Monthly Period:	235.347.270,70 €
Outstanding Principal Balance of Purchased Receivables as of the end of the Monthly Period:	226.511.629,82 €
Outstanding Principal Balance of the Subordinated Loan as of the Offer Date:	2.775.000,00 €
Outstanding Principal Balance of the Subordinated Loan as of the beginning of the Monthly Period:	1.000.000,00 €
Outstanding Principal Balance of the Subordinated Loan as of the end of the Monthly Period:	1.000.000,00 €
Outstanding Balance of the Class B Notes as of the Offer Date:	45.000.000,00 €
Outstanding Balance of the Class B Notes as of the beginning of the Monthly Period:	45.000.000,00 €
Outstanding Balance of the Class B Notes of the end of the Monthly Period:	45.000.000,00 €
Net Economic Interest Ratio as of Offer Date:	7,96%
Net Economic Interest Ratio as of the beginning of the Monthly Period:	19,55%
Net Economic Interest Ratio as of the end of the Monthly Period:	20,31%

**SC Germany Auto 2019-1  
Monthly Investor Report**

**25. Counterparties**



Reporting Date	10.01.2023				
Payment Date	13.01.2023				
Period No	38				
Monthly Period	Jan 2023				
Interest Period	from	13.12.2022	to	13.01.2023	= 31 days
Collection Period	from	01.12.2022	to	31.12.2022	

**Joint Lead Managers:**

eMail: jan.grosser@sgcib.com  
Phone: +49 69 7174255

eMail: jord.van.wingerden@ing.com  
Phone: +31 20 563 8002

eMail: shaun.baddeley@santanderpcb.com  
Phone: +44 20 7756 4309

eMail: stafford.k.butt@wellsfargo.com  
Phone: +44 203 942 9678

**Paying Agent:**

eMail: martin.olcese@bnymellon.com  
Phone: +44 207 163 3834

**Transaction Account:**

eMail: tsampikos.trigenis@bnymellon.com  
Phone: +49 (0)69 12014 1772

**Transaction Security Trustee:**

eMail: cschroeder@wilmingtontrust.com  
Phone: +33(0) 1 53 43 29 07

**Data Trustee:**

eMail: rowens@wilmingtontrust.com  
Phone: +353 1 612 5558

**Rating Agencies:**

**Société Générale S.A.**

One Bank Street  
Canary Wharf, London E14 4SG  
United Kingdom

**ING Bank N.V.**

Bijlmerplein 888  
1102 MG Amsterdam  
The Netherlands

**Banco Santander S.A.**

Santander Global Banking and Markets  
2 Triton Square, Regent's Place  
London NW1 3AN  
United Kingdom

**Wells Fargo Securities International Ltd.**

33 King William Street  
London EC4R 9AT  
United Kingdom

**Bank of New York Mellon**

Corporate Trust Administration  
One Canada Square  
London E14 5AL  
United Kingdom

**Bank of New York Mellon**

Messeturm  
Friedrich-Ebert-Anlage 49  
60327 Frankfurt am Main  
Germany

**Wilmington Trust (Paris) SAS**

21 - 23 Boulevard Haussmann  
2eme etage, 75009 Paris  
France

**Wilmington Trust SP Services (Dublin) Limited**

Fourth Floor, 3 George's Dock  
IFSC, Dublin 1, D01 X5X0  
Ireland

**Fitch Ratings Limited**

Neue Mainzer Strasse 45 - 50  
60311 Frankfurt am Main  
Germany

**Moody's Deutschland GmbH**

Structured Finance Monitoring  
An der Welle 5  
60325 Frankfurt am Main  
Germany

Fitch			Moody's			Counterparty status
Long Term	Short Term	Outlook	Long Term	Short Term	Outlook	
A	F1	STABLE	A1(cr)	P-1(cr)	STABLE	performing
A+	F1	STABLE	Baa1	-	STABLE	performing
A	F1	STABLE	A3(cr)	P-2(cr)	STABLE	performing
A+	F1	STABLE	A1	P-1	STABLE	performing
AA	F1+	STABLE	Aa1(cr)	P-1(cr)	STABLE	performing
AA	F1+	STABLE	Aa1(cr)	P-1(cr)	STABLE	performing
-	-	-	-	-	-	performing
-	-	-	-	-	-	performing

Ratings as of 31.12.2022, data source: Bloomberg

**SC Germany Auto 2019-1  
Monthly Investor Report**

**26. Issuer Information**



Reporting Date		10.01.2023				
Payment Date		13.01.2023				
Period No		38				
Monthly Period		Jan 2023				
Interest Period	from	13.12.2022	to	13.01.2023	=	31 days
Collection Period	from	01.12.2022	to	31.12.2022		

**Deal Name:** SC Germany Auto 2019-1

**Issuer:** SC Germany Auto 2019-1 UG (haftungsbeschränkt)  
The Managing Directors  
Steinweg 3-5  
60313 Frankfurt am Main  
Germany  
eMail fradirectors@wilmingtontrust.com  
fax +49 (0) 69 2992 5387

**LEI:** 529900GIC76ISJJIDB94

**Seller of the Receivables:** Santander Consumer Bank AG

**Servicer Name:** Santander Consumer Bank AG

**Reporting Entity:** Santander Consumer Bank AG  
Capital Markets  
Santander-Platz 1  
41061 Mönchengladbach  
Germany  
eMail abs\_ger@santander.de  
fax +49 (0) 2161 690 7077

**SPV-Administrator:** Wilmington Trust SP Services (Frankfurt) GmbH  
Steinweg 3-5  
60313 Frankfurt am Main  
Germany  
eMail fradirectors@wilmingtontrust.com  
fax +49 (0) 69 2992 5387

**SC Germany Auto 2019-1  
Monthly Investor Report**

**27. Santander Consumer Bank**



**Contact Details**

**Team Securitization**

Stefan Zilligen +49-2161-690-6069  
Christina Opwis +49-2161-690-7086  
Team ABS

[stefan.zilligen@santander.de](mailto:stefan.zilligen@santander.de)  
[christina.opwis@santander.de](mailto:christina.opwis@santander.de)  
[abs\\_ger@santander.de](mailto:abs_ger@santander.de)

Reporting Date	10.01.2023	
Payment Date	13.01.2023	
Period No	38	
Monthly Period	Jan 2023	
Interest Period	from 13.12.2022	to 13.01.2023 = 31 days
Collection Period	from 01.12.2022	to 31.12.2022

**Ratings Santander**

**Banco Santander S.A.**

**Santander Consumer Finance S.A.**

**Santander Consumer Bank AG**

Fitch			Moody's		
Long Term	Short Term	Outlook	Long Term	Short Term	Outlook
A	F1	STABLE	A3(cr)	P-2(cr)	STABLE
A	F1	STABLE	A3(cr)	P-2(cr)	STABLE
A-	F2	STABLE	A1(cr)	P-1(cr)	STABLE

Ratings as of 31.12.2022, data source: Bloomberg

## SC Germany Auto 2019-1 Monthly Investor Report

### 28. Glossary



Reporting Date		10.01.2023				
Payment Date		13.01.2023				
Period No		38				
Monthly Period		Jan 2023				
Interest Period	from	13.12.2022	to	13.01.2023	=	31 days
Collection Period	from	01.12.2022	to	31.12.2022		

<b>Aggregate Outstanding Principal Amount:</b>	Shall mean in respect of all Purchased Receivables at any time, the aggregate of the Outstanding Principal Amounts of all Purchased Receivables which, as of such time, are not defaulted receivables.
<b>Balloon Loan:</b>	A loan where the final payment due is higher than any of the previous loan instalments payable by the relevant debtor.
<b>Balloon Payment:</b>	The final payment of a balloon loan.
<b>Defaulted Receivables</b>	Shall mean as of any date, any purchased receivable which has been declared due and payable in full in accordance to the Credit and Collection Policy which in principal is between 120 and 180 calendar days after the due date.
<b>Delinquent Receivable:</b>	Shall mean as of any date, any purchased receivable which is more than 30 days overdue and not a defaulted contract.
<b>Downpayment:</b>	The initial upfront portion of the total net amount due at the time of finalizing the contract.
<b>Excess Spread:</b>	Excess Spread equals WA Portfolio Yield minus Fixed Swap Rate minus Class B Notes Margin
<b>Gap Insurance:</b>	Insurance which covers the risk that loss is incurred if the relevant Financed Vehicle has to be completely written off (total damage) due to fire, accident (irrespective of whether such accident was caused by the Debtor or a third party), flooding or theft
<b>Legal Maturity:</b>	Final Payment date on which all outstanding notes will mature.
<b>Expected Maturity:</b>	Maturity date of the notes under the assumption of inter alia (a) a 15% constant prepayment rate, (b) an exercised Clean-Up Call at 10% and (c) 0% cumulative gross losses.
<b>Leisure:</b>	Is composed of motorised and not motorised caravans and campers.
<b>Payment Protection Insurance:</b>	Insurance, composed of life insurance and/or accident insurance and/or temporary disability insurance and/or unemployment insurance, which covers the risk that a Debtor in its capacity as insured person is unable to pay the Loan Instalments owed by such Debtor life insurance
<b>Recoveries:</b>	Any amount received on defaulted contracts
<b>Repair Cost Insurance:</b>	Insurance which covers repair costs for the repair of certain important components of the Financed Vehicle
<b>Set-Off Reserves:</b>	Protection against set-off risks due to deposits
<b>Used Vehicle</b>	Shall mean any Financed Vehicle the date of purchase of which by the relevant debtor was later than 12 months after the date of first registration of such Financed Vehicle