



**BMW
GROUP**



ROLLS-ROYCE
MOTOR CARS LTD

Bavarian Sky S.A., Compartment German Auto Loans 9

Monthly Investor Report - January 2023

Compartment German Auto Loans 9

Monthly Investor Report

Reporting Date:	Feb 09, 2023
Payment Date:	Feb 20, 2023
Period No.:	38
Monthly Period:	Jan, 2023
Interest Period:	Jan 20, 2023 to Feb 20, 2023 = 31 days

Index

1. Contact Information
2. Reporting Contact Details
3. Counterparty History & Noteworthy Transaction Events
4. Overview Dates
5. Portfolio Information
6. Reserves
7. Performance Data
8. Defaulted Amount & Recovery Amount
9. Defaulted Amount & Recovery Amount - Loan Level Data
10. Outstanding Note Balance
11. Original Principal Balance
12. Aggregate Principal Balance
13. Aggregate Outstanding Principal Balance
14. Down Payments
15. Borrower Concentration
16. Geographical Distribution
17. Car Type & Customer Group
18. Delinquencies
19. Seasoning
20. Remaining Term
21. Original Term
22. Vehicle Class
23. Payment Type
24. Interest Rates
25. Credit Type
26. Contracts per Customer
27. Amortisation
28. Priority of Payments
29. Transaction Costs
30. Ratings
31. Swap Counterparty Data

Compartment German Auto Loans 9

Monthly Investor Report

Reporting Date:	Feb 09, 2023
Payment Date:	Feb 20, 2023
Period No.:	38
Monthly Period:	Jan, 2023
Interest Period:	Jan 20, 2023 to Feb 20, 2023 = 31 days

1. Contact Information

Transaction Parties

Issuer: **Bavarian Sky S.A.**
Acting in respect of its Compartment German Auto Loans 9
287-289 route d'Arlon
L-1150 Luxembourg
Luxembourg
Attn.: The Directors
LU-BavarianSky@intertrustgroup.com
+352 26 56 31 71

Corporate Administrator: **Intertrust (Luxembourg) S.à r.l.**
6, Rue Eugène Ruppert
L-2453 Luxembourg
Luxembourg
Attn.: BUO - Capital Markets
LU-BavarianSky@intertrustgroup.com
+352 26 44 91

Originator/Servicer: **BMW Bank GmbH**
Lilienthalallee 26
80939 Munich
Germany
Attn.: ABS Servicing Team
abs.bmwgroup@bmw.de

Compartment German Auto Loans 9

Monthly Investor Report

Reporting Date:	Feb 09, 2023
Payment Date:	Feb 20, 2023
Period No.:	38
Monthly Period:	Jan, 2023
Interest Period:	Jan 20, 2023 to Feb 20, 2023 = 31 days

1. Contact Information

Transaction Parties

Calculation Agent/Paying Agent

The Bank of New York Mellon

160 Queen Victoria Street
EC4V 4AL London
United Kingdom
Attn.: BNYM Structured Finance Team 8
BNYM.Structured.Finance.Team.8@bnymellon.com

Trustee:

BNY MELLON CORPORATE TRUSTEE SERVICES LIMITED

160 Queen Victoria Street
EC4V 4AL London
United Kingdom
Attn.: BNYM Structured Finance Team 8
BNYM.Structured.Finance.Team.8@bnymellon.com

Issuer Account Bank:

The Bank of New York Mellon

Friedrich-Ebert-Anlage 49, Messeturm
60327 Frankfurt am Main
Germany
Attn.: BNYM Structured Finance Team 8
BNYM.Structured.Finance.Team.8@bnymellon.com

Compartment German Auto Loans 9

Monthly Investor Report

Reporting Date:	Feb 09, 2023
Payment Date:	Feb 20, 2023
Period No.:	38
Monthly Period:	Jan, 2023
Interest Period:	Jan 20, 2023 to Feb 20, 2023 = 31 days

1. Contact Information

Transaction Parties

Data Trustee:

The Bank of New York Mellon
Friedrich-Ebert-Anlage 49, Messeturm
60327 Frankfurt am Main
Germany
Attn.: BNYM Structured Finance Team 8
BNYM.Structured.Finance.Team.8@bnymellon.com

Swap Counterparty:

Skandinaviska Enskilda Banken AB
Kungsträdgårdsgatan 8
SE-106 40 Stockholm
Sweden
TDLegal@seb.de

Rating Agencies:

FITCH RATINGS LTD
30 North Colonnade, Canary Wharf
E14 5GN London
United Kingdom
ABSsurveillance@fitchratings.com

MOODY'S INVESTORS SERVICE ESPAÑA SA
Principe de Vergara, 131 - 6 floor
28002 Madrid
Spain
monitor.abs@moodys.com

**Compartment German Auto Loans 9**
Monthly Investor Report

Reporting Date:	Feb 09, 2023
Payment Date:	Feb 20, 2023
Period No.:	38
Monthly Period:	Jan, 2023
Interest Period:	Jan 20, 2023 to Feb 20, 2023 = 31 days

2. Reporting Contact Details**Contact for Servicer Report (Portfolio related information in Investor Report)****Contact for Investor Reporting:****BMW Bank GmbH**

Lilienthalallee 26
80939 Munich
Germany
Attn.: ABS Servicing Team
abs.bmwgroup@bmw.de

Calculation Agent:**The Bank of New York Mellon**

160 Queen Victoria Street
EC4V 4AL London
United Kingdom
BNYM.Structured.Finance.Team.8@bnymellon.com



Compartment German Auto Loans 9
Monthly Investor Report

Reporting Date:	Feb 09, 2023
Payment Date:	Feb 20, 2023
Period No.:	38
Monthly Period:	Jan, 2023
Interest Period:	Jan 20, 2023 to Feb 20, 2023 = 31 days

3. Counterparty History & Notheworthy Transaction Events

Counterparty History (to be added if applicable)

None.

Noteworthy Transaction Events (to be added if applicable)

None.



Compartment German Auto Loans 9
Monthly Investor Report

Reporting Date:	Feb 09, 2023
Payment Date:	Feb 20, 2023
Period No.:	38
Monthly Period:	Jan, 2023
Interest Period:	Jan 20, 2023 to Feb 20, 2023 = 31 days

4. Overview Dates

Initial Cut-Off Date:	30/11/2019		
Issue Date:	01/12/2019	Legal Maturity Date:	20/12/2026
Reporting Date	09/02/2023		
Investor Reporting Date	16/02/2023		
Interest Determination Date	18/01/2023		
Reporting Frequency:	monthly		
Monthly Period No. (since Issue Date):	38	(since Issue Date)	
Payment Date:	20/02/2023		
Next Payment Date	20/03/2023		
Monthly Period:	01/01/2023	until	31/01/2023

Compartment German Auto Loans 9
Monthly Investor Report

Reporting Date:	Feb 09, 2023
Payment Date:	Feb 20, 2023
Period No.:	38
Monthly Period:	Jan, 2023
Interest Period:	Jan 20, 2023 to Feb 20, 2023 = 31 days

5. Portfolio Information

	current period	prior period
Outstanding receivables (in EUR)	Aggregate outstanding principal balance	Aggregate outstanding principal balance
Beginning of period	171,951,001.10	178,660,060.01
Scheduled principal payments	4,648,273.78	3,657,390.18
Prepayment* principal	2,856,925.66	2,567,813.48
Prepayments* number of contracts	193	180
Repurchases* principal	494,734.50	349,853.07
Repurchases* number of contracts	31	22
Total principal collections	7,999,933.94	6,575,056.73
Total interest collections	467,963.91	487,484.65
Defaulted Amounts	185,681.96	278,493.07
Recoveries	111,833.30	144,490.89
Late Recoveries	67,028.64	61,783.73
End of Period	163,877,218.50	171,951,001.10
Current prepayment rate (annualised) in %	18.67	16.25

* Prepayments are defined as all contracts that are early settled by the borrower and repurchases are defined as all contracts that are repurchased due to modification of contract.

Compartment German Auto Loans 9
Monthly Investor Report

Reporting Date: Feb 09, 2023
 Payment Date: Feb 20, 2023
 Period No.: 38
 Monthly Period: Jan, 2023
 Interest Period: Jan 20, 2023 to Feb 20, 2023
 = 31 days

6. Reserves

Cash Reserve	in EUR
Outstanding cash reserve beginning of period	4,826,000.00
Interest on cash reserve - previous period	0.00
Required cash reserve	4,826,000.00
Outstanding cash reserve end of period	4,826,000.00
Commingling Reserve	in EUR
Outstanding Commingling Reserve end of period	0.00

Triggers*						
Reserves	Required Rating BMW AG					Trigger Breach
		Fitch	S&P	Moody's	DBRS	
Commingling Reserve	Long Term	BBB	N/A	Baa1	N/A	no
	Short Term	F2	N/A	P-2	N/A	no
Current Rating BMW AG						
		Fitch	S&P	Moody's	DBRS	
	Long Term	N/A	A	A2	A high	
	Short Term	N/A	A-1	P-1	N/A	

* Breach of this trigger in conjunction with any other event as set out in the Servicing Agreement and/or the Receivables Purchase Agreement will oblige BMW Bank GmbH to post additional cash collateral or change the sweep frequency (from the collections account to the issuer account) from monthly to daily.
 The Reserves will be adjusted on a monthly basis and shall be deposited in the Issuer Account and exclusively reserved to cover risks.

Compartment German Auto Loans 9
Monthly Investor Report

Reporting Date:	Feb 09, 2023
Payment Date:	Feb 20, 2023
Period No.:	38
Monthly Period:	Jan, 2023
Interest Period:	Jan 20, 2023 to Feb 20, 2023 = 31 days

7. Performance Data

Aggregate outstanding notes balance

Beginning of period (in EUR)	124,094,044.52
End of period (in EUR)	115,625,115.16

Ratios

31- 60 days past due

	(in EUR)	(in %)
31- 60 days past due period before previous period	349,315.48	0.20
31- 60 days past due previous period	415,808.95	0.24
31- 60 days past due current period	318,349.26	0.19

61- 90 days past due

	(in EUR)	(in %)
61- 90 days past due period before previous period	407,333.72	0.23
61- 90 days past due previous period	114,370.62	0.07
61- 90 days past due current period	182,910.47	0.11

Cumulative Net Loss Ratio

	Current ratio	Trigger	Trigger breach
Cumulative Net Loss Ratio (in %)	0.30	1.00	No

Performance data

Number of contracts being 31 - 60 days delinquent	19
Number of contracts being 61 - 90 days delinquent	13
Balance of contracts being 31 - 60 days delinquent (in EUR)	318,349.26
Balance of contracts being 61 - 90 days delinquent (in EUR)	182,910.47
Defaulted amounts (in EUR)	185,681.96
Cumulative defaulted amounts (in EUR)	6,497,206.14
Recoveries (in EUR)	111,833.30
Cumulative recoveries (in EUR)	3,635,465.64

Compartment German Auto Loans 9

Monthly Investor Report

Reporting Date:	Feb 09, 2023
Payment Date:	Feb 20, 2023
Period No.:	38
Monthly Period:	Jan, 2023
Interest Period:	Jan 20, 2023 to Feb 20, 2023 = 31 days

8. Defaulted Amount & Recovery Amount

(as at end of Monthly Period)

Collection Period	No. of Defaulted Agreements in Collection Period	Defaulted Amount in Collection Period (in EUR)	Cumulative Defaulted Amount since Initial Cut-Off Date (in EUR)	Cumulative Amount of Purchased Receivables (in EUR)	Cumulative Gross Loss Ratio (in %)	Recovery Amount in Collection Period (in EUR)	Cumulative Recoveries since Initial Cut-Off Date (in EUR)	Cumulative Net Losses (in EUR)	Cumulative Net Loss Ratio (in %)
Nov - 19	0	n/a	n/a	965,199,940.28	n/a	n/a	n/a	n/a	n/a
Dec - 19	3	12.34	12.34	965,199,940.28	0.00	0.00	0.00	12.34	0.00
Jan - 20	5	27.11	39.45	965,199,940.28	0.00	0.00	0.00	39.45	0.00
Feb - 20	6	27.85	67.30	965,199,940.28	0.00	0.00	0.00	67.30	0.00
Mar - 20	7	153,413.80	153,481.10	965,199,940.28	0.02	95,170.61	95,170.61	58,310.49	0.01
Apr - 20	12	175,996.04	329,477.14	965,199,940.28	0.03	100,323.67	195,494.28	133,982.86	0.01
May - 20	8	93,330.81	422,807.95	965,199,940.28	0.04	56,837.71	252,331.99	170,475.96	0.02
June - 20	10	118,427.77	541,235.72	965,199,940.28	0.06	73,759.34	326,091.33	215,144.39	0.02
July - 20	17	158,143.94	699,379.66	965,199,940.28	0.07	61,076.52	387,167.85	312,211.81	0.03
Aug - 20	11	162,443.95	861,823.61	965,199,940.28	0.09	90,753.07	477,920.92	383,902.69	0.04
Sept - 20	11	304,519.49	1,166,343.10	965,199,940.28	0.12	221,177.60	699,098.52	467,244.58	0.05
Oct - 20	12	159,724.95	1,326,068.05	965,199,940.28	0.14	90,774.67	789,873.19	536,194.86	0.06
Nov - 20	15	256,156.31	1,582,224.36	965,199,940.28	0.16	135,603.84	925,477.03	656,747.33	0.07
Dec - 20	11	227,543.13	1,809,767.49	965,199,940.28	0.19	143,488.83	1,068,965.86	740,801.63	0.08
Jan - 21	14	226,433.31	2,036,200.80	965,199,940.28	0.21	69,267.48	1,138,233.34	897,967.46	0.09
Feb - 21	12	54,392.68	2,090,593.48	965,199,940.28	0.22	40,822.83	1,179,056.17	911,537.31	0.09
Mar - 21	15	261,684.44	2,352,277.92	965,199,940.28	0.24	92,653.32	1,271,709.49	1,080,568.43	0.11
Apr - 21	20	296,240.56	2,648,518.48	965,199,940.28	0.27	170,444.56	1,442,154.05	1,206,364.43	0.12
May - 21	16	219,912.26	2,868,430.74	965,199,940.28	0.30	83,002.87	1,525,156.92	1,343,273.82	0.14
June - 21	12	77,011.97	2,945,442.71	965,199,940.28	0.31	59,168.72	1,584,325.64	1,361,117.07	0.14
July - 21	21	237,571.08	3,183,013.79	965,199,940.28	0.33	158,658.65	1,742,984.29	1,440,029.50	0.15
Aug - 21	14	148,293.72	3,331,307.51	965,199,940.28	0.35	142,090.90	1,885,075.19	1,446,232.32	0.15
Sept - 21	15	146,440.12	3,477,747.63	965,199,940.28	0.36	124,036.64	2,009,111.83	1,468,635.80	0.15
Oct - 21	6	107,987.44	3,585,735.07	965,199,940.28	0.37	72,817.43	2,081,929.26	1,503,805.81	0.16
Nov - 21	14	165,092.54	3,750,827.61	965,199,940.28	0.39	61,339.15	2,143,268.41	1,607,559.20	0.17
Dec - 21	12	192,311.14	3,943,138.75	965,199,940.28	0.41	132,269.08	2,275,537.49	1,667,601.26	0.17
Jan - 22	18	231,570.83	4,174,709.58	965,199,940.28	0.43	47,508.76	2,323,046.25	1,851,663.33	0.19
Feb - 22	26	91,669.85	4,266,379.43	965,199,940.28	0.44	59,371.48	2,382,417.73	1,883,961.70	0.20
Mar - 22	34	219,366.72	4,485,746.15	965,199,940.28	0.46	155,258.79	2,537,676.52	1,948,069.63	0.20
Apr - 22	37	203,472.17	4,689,218.32	965,199,940.28	0.49	146,055.39	2,683,731.91	2,005,486.41	0.21
May - 22	30	117,308.59	4,806,526.91	965,199,940.28	0.50	94,269.12	2,778,001.03	2,028,525.88	0.21

Compartment German Auto Loans 9

Monthly Investor Report

Reporting Date:	Feb 09, 2023
Payment Date:	Feb 20, 2023
Period No.:	38
Monthly Period:	Jan, 2023
Interest Period:	Jan 20, 2023 to Feb 20, 2023 = 31 days

8. Defaulted Amount & Recovery Amount

(as at end of Monthly Period)

Collection Period	No. of Defaulted Agreements in Collection Period	Defaulted Amount in Collection Period (in EUR)	Cumulative Defaulted Amount since Initial Cut-Off Date (in EUR)	Cumulative Amount of Purchased Receivables (in EUR)	Cumulative Gross Loss Ratio (in %)	Recovery Amount in Collection Period (in EUR)	Cumulative Recoveries since Initial Cut-Off Date (in EUR)	Cumulative Net Losses (in EUR)	Cumulative Net Loss Ratio (in %)
June - 22	31	275,042.20	5,081,569.11	965,199,940.28	0.53	173,437.74	2,951,438.77	2,130,130.34	0.22
July - 22	26	88,004.59	5,169,573.70	965,199,940.28	0.54	37,528.83	2,988,967.60	2,180,606.10	0.23
Aug - 22	28	181,122.12	5,350,695.82	965,199,940.28	0.55	149,778.48	3,138,746.08	2,211,949.74	0.23
Sept - 22	28	261,299.12	5,611,994.94	965,199,940.28	0.58	42,506.21	3,181,252.29	2,430,742.65	0.25
Oct - 22	18	228,754.00	5,840,748.94	965,199,940.28	0.61	126,580.40	3,307,832.69	2,532,916.25	0.26
Nov - 22	18	192,282.17	6,033,031.11	965,199,940.28	0.63	71,308.76	3,379,141.45	2,653,889.66	0.27
Dec - 22	15	278,493.07	6,311,524.18	965,199,940.28	0.65	144,490.89	3,523,632.34	2,787,891.84	0.29
Jan - 23	10	185,681.96	6,497,206.14	965,199,940.28	0.67	111,833.30	3,635,465.64	2,861,740.50	0.30

Compartment German Auto Loans 9

Monthly Investor Report

Reporting Date: Feb 09, 2023
 Payment Date: Feb 20, 2023
 Period No.: 38
 Monthly Period: Jan, 2023
 Interest Period: Jan 20, 2023 to Feb 20, 2023
 = 31 days

9. Defaulted Amount & Recovery Amount - Loan Level Data

Applicable only if loans have defaulted. Does not include defaulted amounts less than 10.00 EUR.

	Month / Year of Default	Month / Year of Loan Origination	Initial Principal Balance (in EUR)	Principal Balance of Loan at Default (in EUR)	Recovery Total (in EUR)	Principal Balance End of Period (in EUR)	Object Type (new / used)	Vehicle Series	Customer Type (private / commercial)	Out of Deal (Month / Year)
1	Mar - 20	Sept - 19	32.175.10	32.175.10	22.414.50	9.760.60	Used	X1 Series	Private	
2	Mav - 20	Sept - 19	58.060.18	56.889.63	31.314.84	25.574.79	New	X5 Series	Commercial	
3	June - 20	Julv - 19	36.448.71	36.058.57	22.808.36	13.250.21	Used	Non BMW Group (incl. Motorcycles)	Commercial	
4	June - 20	Aua - 19	29.280.83	29.008.14	19.842.04	9.166.10	Used	2 Series	Private	
5	June - 20	Feb - 19	14.826.89	14.826.89	9.699.72	5.127.17	Used	1 Series	Commercial	
6	Julv - 20	Feb - 19	58.989.71	58.989.71	4.747.83	54.418.85	Used	Non BMW Group (incl. Motorcycles)	Private	
7	Julv - 20	Mav - 19	48.723.23	48.697.23	30.400.59	18.296.64	New	X4 Series	Commercial	
8	Julv - 20	Aua - 19	13.075.95	12.874.98	5.937.03	6.937.95	Used	X1 Series	Commercial	
9	Aua - 20	Sept - 19	22.767.62	20.895.84	20.895.84	0.00	Used	3 Series	Private	
10	Aua - 20	Mar - 19	43.693.37	43.693.37	0.00	43.693.37	Used	5 Series	Commercial	
11	Aua - 20	Apr - 19	44.042.01	43.541.00	34.374.56	9.166.44	New	Z Series	Commercial	
12	Sept - 20	Mar - 19	89.495.64	85.137.29	46.081.12	39.056.17	Used	7 Series	Commercial	
13	Sept - 20	Julv - 19	23.401.77	5.776.68	5.776.68	0.00	Used	3 Series	Private	
14	Sept - 20	Julv - 19	13.234.09	10.500.96	10.500.96	0.00	Used	2 Series	Commercial	
15	Sept - 20	Sept - 19	82.802.13	79.940.70	65.886.99	14.053.71	New	8 Series	Commercial	
16	Oct - 20	Julv - 19	5.280.68	4.494.82	4.494.82	0.00	Used	Non BMW Group (incl. Motorcycles)	Private	
17	Oct - 20	Apr - 19	16.709.18	15.137.60	15.137.60	0.00	Used	1 Series	Commercial	
18	Oct - 20	Julv - 19	27.386.65	4.655.63	4.655.63	0.00	New	1 Series	Private	
19	Oct - 20	Aua - 19	33.958.13	17.385.88	17.385.88	0.00	New	3 Series	Private	
20	Nov - 20	Aua - 19	13.081.40	11.658.76	11.658.76	0.00	Used	Z Series	Private	
21	Nov - 20	Mar - 19	83.748.84	79.398.76	79.398.76	0.00	New	X5 Series	Private	
22	Nov - 20	Sept - 19	4.843.57	3.130.94	3.130.94	0.00	Used	5 Series	Commercial	
23	Nov - 20	Aua - 19	43.057.67	40.142.81	34.451.97	5.690.84	New	Z Series	Private	
24	Nov - 20	Mar - 19	29.496.03	26.116.80	20.683.32	5.433.48	Used	Z Series	Commercial	
25	Nov - 20	Apr - 19	40.306.53	35.478.03	24.670.03	10.864.81	Used	X5 Series	Commercial	
26	Dec - 20	Aua - 19	67.200.76	66.143.67	0.00	66.143.67	New	5 Series	Commercial	
27	Dec - 20	Apr - 19	21.826.30	20.852.26	20.852.26	0.00	Used	2 Series	Private	
28	Dec - 20	Sept - 19	42.203.90	38.089.88	29.741.38	8.348.50	Used	X6 Series	Commercial	
29	Jan - 21	Feb - 19	22.509.18	21.650.83	10.963.30	10.687.53	Used	5 Series	Commercial	
30	Jan - 21	Apr - 19	46.154.83	40.118.96	2.712.62	37.406.34	New	2 Series	Private	
31	Jan - 21	Aua - 19	25.378.58	24.398.11	13.738.18	10.659.93	Used	3 Series	Private	
32	Jan - 21	Sept - 19	34.809.52	33.124.18	14.267.97	18.856.21	New	2 Series	Commercial	
33	Jan - 21	Aua - 19	46.478.82	44.164.58	22.227.67	21.936.91	New	3 Series	Commercial	
34	Jan - 21	June - 19	6.623.64	5.917.47	0.00	5.917.47	Used	1 Series	Private	
35	Jan - 21	Sept - 19	57.208.17	51.455.14	51.455.14	0.00	New	2 Series	Commercial	
36	Feb - 21	Aua - 19	15.821.81	2.367.93	2.367.93	0.00	Used	1 Series	Private	
37	Feb - 21	Aua - 19	13.305.89	11.652.68	9.183.80	2.468.88	Used	X1 Series	Commercial	

Compartment German Auto Loans 9

Monthly Investor Report

Reporting Date: Feb 09, 2023
 Payment Date: Feb 20, 2023
 Period No.: 38
 Monthly Period: Jan, 2023
 Interest Period: Jan 20, 2023 to Feb 20, 2023
 = 31 days

9. Defaulted Amount & Recovery Amount - Loan Level Data

Applicable only if loans have defaulted. Does not include defaulted amounts less than 10.00 EUR.

	Month / Year of Default	Month / Year of Loan Origination	Initial Principal Balance (in EUR)	Principal Balance of Loan at Default (in EUR)	Recovery Total (in EUR)	Principal Balance End of Period (in EUR)	Object Type (new / used)	Vehicle Series	Customer Type (private / commercial)	Out of Deal (Month / Year)
38	Feb - 21	June - 19	14,198.10	12,854.80	10,619.91	2,234.89	New	MINI	Private	
39	Mar - 21	Aug - 19	24,424.84	21,651.38	12,874.93	8,776.45	Used	X4 Series	Commercial	
40	Mar - 21	Aug - 19	15,543.59	14,097.10	10,467.05	3,673.13	Used	Non BMW Group (incl. Motorcycles)	Commercial	
41	Mar - 21	Mar - 19	11,597.42	7,199.12	7,199.12	0.00	Used	5 Series	Private	
42	Mar - 21	Jan - 19	55,330.88	47,918.12	21,675.89	26,242.23	Used	Non BMW Group (incl. Motorcycles)	Commercial	
43	Mar - 21	Feb - 19	93,330.49	87,721.57	60,879.63	26,841.94	New	Non BMW Group (incl. Motorcycles)	Commercial	
44	Mar - 21	Sept - 19	9,856.76	5,485.42	5,485.42	0.00	Used	1 Series	Private	
45	Apr - 21	Apr - 19	19,260.34	16,963.93	15,528.95	1,434.98	Used	5 Series	Private	
46	Apr - 21	Julv - 19	29,584.05	27,773.40	25,924.79	1,848.61	New	X2 Series	Private	
47	Apr - 21	June - 19	20,390.96	18,954.26	739.32	18,214.94	Used	Non BMW Group (incl. Motorcycles)	Private	
48	Apr - 21	Mav - 19	31,865.87	26,680.33	23,658.13	3,022.20	Used	4 Series	Private	
49	Apr - 21	Sept - 19	11,443.46	8,673.71	7,384.75	1,288.96	Used	2 Series	Private	
50	Apr - 21	Sept - 19	36,503.69	31,043.07	20,472.04	10,571.03	New	2 Series	Commercial	
51	Apr - 21	Aug - 19	26,465.38	21,699.57	21,699.57	0.00	Used	7 Series	Private	
52	Apr - 21	Apr - 19	69,590.00	63,256.22	37,815.13	25,441.09	New	X6 Series	Commercial	
53	Mav - 21	Feb - 19	12,848.17	11,539.54	6,655.10	4,884.44	Used	MINI	Commercial	
54	Mav - 21	Mav - 19	35,004.68	28,611.52	17,095.30	11,806.71	Used	X1 Series	Commercial	
55	Mav - 21	Julv - 19	14,861.80	11,192.56	8,816.94	2,375.62	Used	1 Series	Private	
56	Mav - 21	Sept - 19	39,948.01	17,817.44	-127.94	17,945.38	New	X3 Series	Commercial	
57	Mav - 21	Mar - 19	33,519.75	13,101.57	-113.45	13,215.02	New	X1 Series	Commercial	
58	Mav - 21	Mar - 19	27,300.11	23,321.92	23,321.92	0.00	Used	7 Series	Private	
59	Mav - 21	Sept - 19	66,895.58	45,983.65	45,983.65	0.00	New	4 Series	Commercial	
60	Mav - 21	Mar - 19	19,017.36	5,770.09	1,840.55	3,929.54	Used	X1 Series	Commercial	
61	Mav - 21	Mav - 19	28,906.72	23,592.17	23,592.17	0.00	Used	5 Series	Commercial	
62	June - 21	Mav - 19	13,009.54	11,589.61	11,589.61	0.00	New	1 Series	Private	
63	June - 21	Mav - 19	28,010.53	24,678.15	15,690.81	8,987.34	New	X1 Series	Commercial	
64	June - 21	Julv - 19	20,765.47	18,626.75	15,044.72	3,740.63	New	MINI	Commercial	
65	Julv - 21	Sept - 19	18,466.63	16,148.71	8,736.99	7,411.72	New	Non BMW Group (incl. Motorcycles)	Commercial	
66	Julv - 21	Mar - 19	35,258.64	29,010.61	17,541.62	11,468.99	Used	X4 Series	Commercial	
67	Julv - 21	Apr - 19	26,916.85	23,731.31	23,731.31	0.00	Used	5 Series	Private	
68	Julv - 21	Mar - 19	12,686.40	10,306.77	7,254.74	3,052.03	Used	MINI	Private	
69	Julv - 21	Aug - 19	8,965.82	7,804.20	-352.23	8,156.43	Used	Other BMW Group	Private	
70	Aug - 21	Julv - 19	19,254.68	12,192.08	12,192.08	0.00	Used	2 Series	Private	
71	Aug - 21	Mav - 19	52,679.69	42,247.86	34,817.41	7,430.45	New	X6 Series	Commercial	
72	Aug - 21	Apr - 19	11,933.06	9,972.69	9,972.69	0.00	Used	1 Series	Private	
73	Aug - 21	Mar - 19	14,851.66	13,933.14	13,933.14	0.00	New	2 Series	Private	
74	Sept - 21	Sept - 19	18,466.62	16,319.55	6,820.87	9,498.68	New	Non BMW Group (incl. Motorcycles)	Commercial	

Compartment German Auto Loans 9

Monthly Investor Report

Reporting Date: Feb 09, 2023
 Payment Date: Feb 20, 2023
 Period No.: 38
 Monthly Period: Jan, 2023
 Interest Period: Jan 20, 2023 to Feb 20, 2023
 = 31 days

9. Defaulted Amount & Recovery Amount - Loan Level Data

Applicable only if loans have defaulted. Does not include defaulted amounts less than 10.00 EUR.

	Month / Year of Default	Month / Year of Loan Origination	Initial Principal Balance (in EUR)	Principal Balance of Loan at Default (in EUR)	Recovery Total (in EUR)	Principal Balance End of Period (in EUR)	Object Type (new / used)	Vehicle Series	Customer Type (private / commercial)	Out of Deal (Month / Year)
75	Sept - 21	Mar - 19	18.890.39	15.464.68	15.464.68	0.00	New	MINI	Private	
76	Sept - 21	Apr - 19	21.745.76	16.297.80	14.876.24	1.421.56	Used	5 Series	Private	
77	Sept - 21	Julv - 19	7.735.55	3.970.87	3.970.87	0.00	Used	1 Series	Private	
78	Sept - 21	Feb - 19	12.176.17	3.015.74	3.015.74	0.01	Used	5 Series	Commercial	
79	Sept - 21	June - 19	15.547.41	11.663.85	11.663.85	0.00	Used	Non BMW Group (incl. Motorcycles)	Private	
80	Sept - 21	June - 19	34.279.82	29.692.50	25.183.67	4.508.83	Used	X5 Series	Commercial	
81	Oct - 21	June - 19	46.284.58	44.348.18	44.348.18	0.00	New	X4 Series	Private	
82	Oct - 21	Mav - 19	24.430.39	20.773.91	20.773.91	0.00	Used	3 Series	Private	
83	Oct - 21	Mar - 19	26.545.05	25.882.54	25.882.54	0.00	New	3 Series	Commercial	
84	Nov - 21	Mar - 19	24.321.38	8.567.00	-41.64	8.608.64	New	2 Series	Private	
85	Nov - 21	Mav - 19	57.368.13	49.632.49	0.00	49.632.49	New	2 Series	Private	
86	Nov - 21	Apr - 19	31.402.98	23.272.80	9.502.93	13.769.87	Used	7 Series	Commercial	
87	Nov - 21	Julv - 19	35.665.58	28.292.51	23.975.51	4.549.32	Used	7 Series	Commercial	
88	Dec - 21	Apr - 19	35.694.93	29.043.44	29.043.44	0.00	Used	4 Series	Commercial	
89	Dec - 21	Mav - 19	10.724.93	721.06	721.06	0.00	Used	3 Series	Private	
90	Dec - 21	Aua - 19	25.404.73	22.367.86	22.367.86	0.00	Used	X5 Series	Commercial	
91	Dec - 21	Sept - 19	16.276.86	11.362.52	11.079.11	283.41	Used	1 Series	Commercial	
92	Jan - 22	Mar - 19	96.087.06	84.390.78	0.00	84.390.78	New	8 Series	Commercial	
93	Jan - 22	June - 19	27.105.51	22.748.11	16.255.84	6.492.27	Used	3 Series	Private	
94	Jan - 22	Mav - 19	10.650.84	5.523.98	0.00	5.523.98	Used	Non BMW Group (incl. Motorcycles)	Commercial	
95	Jan - 22	Mav - 19	16.687.82	2.388.67	-15.07	2.403.74	New	Non BMW Group (incl. Motorcycles)	Commercial	
96	Jan - 22	June - 19	8.689.18	7.795.60	-853.28	8.648.88	Used	Other BMW Group	Commercial	
97	Jan - 22	Julv - 19	63.574.72	60.434.01	48.793.71	11.640.30	New	X5 Series	Commercial	
98	Jan - 22	June - 19	6.772.11	6.772.11	237.20	0.00	Used	1 Series	Private	
99	Feb - 22	June - 19	38.205.01	453.78	0.00	478.08	New	X6 Series	Commercial	
100	Feb - 22	Julv - 19	21.449.50	3.918.68	3.918.68	0.00	Used	X5 Series	Commercial	
101	Feb - 22	June - 19	24.095.80	2.451.23	207.04	2.244.19	Used	3 Series	Private	
102	Feb - 22	Julv - 19	10.688.40	7.423.96	7.423.96	0.00	Used	1 Series	Private	
103	Feb - 22	Julv - 19	34.101.32	30.349.53	16.724.66	13.624.87	New	MINI	Commercial	
104	Mar - 22	Aua - 19	1.735.98	579.34	579.34	0.00	Used	Non BMW Group (incl. Motorcycles)	Private	
105	Mar - 22	Aua - 19	31.225.83	24.633.40	24.633.40	0.00	Used	X4 Series	Private	
106	Mar - 22	Mar - 19	15.540.48	11.700.46	11.700.46	0.00	Used	Other BMW Group	Private	
107	Mar - 22	Aua - 19	5.273.00	1.022.33	1.022.33	0.00	Used	Non BMW Group (incl. Motorcycles)	Private	
108	Mar - 22	Mav - 19	19.881.86	15.963.75	6.077.62	9.886.13	New	Non BMW Group (incl. Motorcycles)	Commercial	
109	Mar - 22	Aua - 19	4.842.30	2.204.83	2.204.83	0.00	Used	Non BMW Group (incl. Motorcycles)	Private	
110	Mar - 22	Aua - 19	25.621.21	14.217.24	14.217.24	0.00	Used	4 Series	Commercial	
111	Apr - 22	Aua - 19	60.838.71	48.791.42	31.801.73	16.989.69	New	Non BMW Group (incl. Motorcycles)	Commercial	

Compartment German Auto Loans 9

Monthly Investor Report

Reporting Date: Feb 09, 2023
 Payment Date: Feb 20, 2023
 Period No.: 38
 Monthly Period: Jan, 2023
 Interest Period: Jan 20, 2023 to Feb 20, 2023
 = 31 days

9. Defaulted Amount & Recovery Amount - Loan Level Data

Applicable only if loans have defaulted. Does not include defaulted amounts less than 10.00 EUR.

	Month / Year of Default	Month / Year of Loan Origination	Initial Principal Balance (in EUR)	Principal Balance of Loan at Default (in EUR)	Recovery Total (in EUR)	Principal Balance End of Period (in EUR)	Object Type (new / used)	Vehicle Series	Customer Type (private / commercial)	Out of Deal (Month / Year)
112	Apr - 22	Mar - 19	11.622.51	8.623.29	8.623.29	0.00	Used	1 Series	Private	
113	Apr - 22	Mar - 19	28.280.20	21.975.91	21.975.91	0.00	New	MINI	Private	
114	Mav - 22	Mav - 19	58.617.31	13.375.83	-180.25	13.556.08	New	7 Series	Commercial	
115	Mav - 22	Feb - 19	22.066.92	16.574.49	16.574.49	0.00	Used	3 Series	Private	
116	June - 22	Apr - 19	41.958.67	37.769.40	28.060.36	9.709.04	New	3 Series	Commercial	
117	June - 22	Aug - 19	5.478.62	1.298.41	1.298.41	0.00	Used	3 Series	Commercial	
118	June - 22	Apr - 19	28.116.19	20.184.10	20.184.10	0.00	Used	2 Series	Private	
119	June - 22	Mar - 19	37.987.32	24.102.93	0.00	24.102.93	Used	X5 Series	Commercial	
120	June - 22	Julv - 19	39.871.53	29.483.89	29.483.89	0.00	Used	6 Series	Commercial	
121	June - 22	Mav - 19	13.461.22	6.097.14	6.097.14	0.00	Used	3 Series	Private	
122	June - 22	Mar - 19	40.695.61	30.954.12	30.954.12	0.00	New	X5 Series	Private	
123	June - 22	Jan - 19	31.295.95	22.701.79	19.714.04	2.987.75	New	X1 Series	Private	
124	June - 22	Feb - 19	30.949.24	15.353.70	15.353.70	0.00	New	X1 Series	Private	
125	June - 22	Mav - 19	14.537.35	8.148.27	8.148.27	0.00	Used	Non BMW Group (incl. Motorcycles)	Private	
126	June - 22	Sept - 19	14.056.04	8.063.31	1.165.97	6.897.34	Used	3 Series	Commercial	
127	Julv - 22	Sept - 19	22.913.75	19.136.97	12.501.76	6.635.21	Used	5 Series	Commercial	
128	Julv - 22	Aug - 19	65.649.54	43.998.10	40.102.95	4.123.71	New	X5 Series	Commercial	
129	Aug - 22	Sept - 19	37.023.75	29.616.47	24.687.94	4.928.53	Used	X5 Series	Commercial	
130	Aug - 22	Mar - 19	35.668.22	2.879.15	0.00	2.942.16	Used	X5 Series	Commercial	
131	Aug - 22	Jan - 19	13.198.67	9.544.66	0.00	9.544.66	Used	1 Series	Private	
132	Aug - 22	Apr - 19	6.513.45	968.80	858.35	110.45	Used	Non BMW Group (incl. Motorcycles)	Commercial	
133	Aug - 22	Julv - 19	24.990.99	19.020.69	17.981.55	1.039.14	New	1 Series	Private	
134	Aug - 22	Jan - 19	19.292.86	7.138.56	7.138.56	0.00	New	MINI	Private	
135	Sept - 22	Jan - 19	34.738.00	23.956.91	2.011.25	21.945.66	New	MINI	Commercial	
136	Sept - 22	Sept - 19	6.802.38	525.35	-17.08	542.43	Used	MINI	Private	
137	Sept - 22	Julv - 19	52.970.65	33.370.74	0.00	33.370.74	Used	7 Series	Commercial	
138	Sept - 22	Feb - 19	13.417.08	7.655.58	2.258.60	5.396.98	New	2 Series	Private	
139	Sept - 22	Feb - 19	26.670.01	18.107.84	18.107.84	0.00	New	MINI	Private	
140	Sept - 22	Feb - 19	21.667.42	20.212.19	0.00	20.212.19	New	1 Series	Commercial	
141	Sept - 22	Apr - 19	23.972.36	18.009.09	0.00	18.009.09	Used	Non BMW Group (incl. Motorcycles)	Commercial	
142	Sept - 22	Mav - 19	36.555.44	21.125.32	-638.56	21.763.88	New	5 Series	Commercial	
143	Sept - 22	Aug - 19	27.353.89	23.654.31	843.44	22.810.87	New	X2 Series	Private	
144	Sept - 22	Feb - 19	7.110.57	1.119.24	981.30	137.94	Used	X1 Series	Private	
145	Sept - 22	Feb - 19	58.833.91	41.619.95	41.619.95	0.00	New	X4 Series	Commercial	
146	Sept - 22	Feb - 19	32.118.53	13.400.43	7.031.52	6.368.91	Used	X5 Series	Commercial	
147	Oct - 22	Aug - 19	40.544.23	29.193.59	0.00	29.193.59	Used	7 Series	Commercial	
148	Oct - 22	Julv - 19	42.396.09	29.058.11	25.412.67	3.645.44	Used	7 Series	Commercial	

Compartment German Auto Loans 9

Monthly Investor Report

Reporting Date: Feb 09, 2023
 Payment Date: Feb 20, 2023
 Period No.: 38
 Monthly Period: Jan, 2023
 Interest Period: Jan 20, 2023 to Feb 20, 2023
 = 31 days

9. Defaulted Amount & Recovery Amount - Loan Level Data

Applicable only if loans have defaulted. Does not include defaulted amounts less than 10.00 EUR.

	Month / Year of Default	Month / Year of Loan Origination	Initial Principal Balance (in EUR)	Principal Balance of Loan at Default (in EUR)	Recovery Total (in EUR)	Principal Balance End of Period (in EUR)	Object Type (new / used)	Vehicle Series	Customer Type (private / commercial)	Out of Deal (Month / Year)
149	Oct - 22	Mar - 19	28.760.90	19.905.38	2.000.00	17.905.38	New	3 Series	Private	
150	Oct - 22	Julv - 19	44.260.39	29.066.80	9.760.03	19.306.77	Used	7 Series	Commercial	
151	Oct - 22	June - 19	25.456.01	18.101.96	10.015.48	8.086.48	Used	Non BMW Group (incl. Motorcycles)	Commercial	
152	Oct - 22	Mav - 19	47.390.42	33.996.39	28.085.61	5.910.78	New	X6 Series	Commercial	
153	Oct - 22	Mar - 19	14.371.05	5.739.99	1.000.00	4.739.99	Used	MINI	Private	
154	Oct - 22	Mar - 19	24.030.04	1.850.92	1.850.92	0.00	Used	X1 Series	Private	
155	Nov - 22	Julv - 19	18.491.86	12.325.73	10.391.24	1.934.49	Used	X3 Series	Commercial	
156	Nov - 22	Sept - 19	8.150.21	4.496.14	4.496.14	0.00	New	Other BMW Group	Private	
157	Nov - 22	Sept - 19	24.763.02	19.433.87	19.433.87	0.00	Used	X3 Series	Private	
158	Nov - 22	Apr - 19	20.865.60	17.377.34	450.00	16.927.34	New	1 Series	Commercial	
159	Nov - 22	Apr - 19	35.513.31	5.754.85	744.96	5.009.89	New	3 Series	Private	
160	Nov - 22	Mav - 19	23.063.87	16.252.19	14.128.00	2.124.19	Used	3 Series	Private	
161	Nov - 22	Apr - 19	5.485.58	299.78	299.78	0.00	Used	MINI	Private	
162	Nov - 22	Apr - 19	23.719.66	22.360.27	22.360.27	0.00	New	MINI	Commercial	
163	Nov - 22	Apr - 19	41.096.40	30.020.44	0.00	30.020.44	Used	4 Series	Commercial	
164	Nov - 22	Apr - 19	27.161.15	8.019.32	1.951.17	6.068.15	Used	5 Series	Commercial	
165	Nov - 22	Apr - 19	11.590.00	592.69	592.69	0.00	Used	3 Series	Private	
166	Nov - 22	Apr - 19	48.903.76	38.558.88	1.279.48	37.279.40	Used	X6 Series	Commercial	
167	Nov - 22	Sept - 19	24.985.84	17.473.82	0.00	17.473.82	Used	X1 Series	Private	
168	Dec - 22	Jan - 19	26.890.03	16.264.79	1.367.34	14.897.45	Used	5 Series	Private	
169	Dec - 22	Mav - 19	23.798.05	17.173.42	0.00	17.173.42	New	MINI	Commercial	
170	Dec - 22	Mav - 19	29.540.92	21.589.13	21.589.13	0.00	Used	2 Series	Private	
171	Dec - 22	Mav - 19	15.292.81	5.415.80	2.268.58	3.147.22	Used	3 Series	Private	
172	Dec - 22	Julv - 19	27.408.46	21.023.29	0.00	21.023.29	Used	X5 Series	Private	
173	Dec - 22	Feb - 19	21.363.54	15.764.10	11.200.00	4.564.10	Used	Non BMW Group (incl. Motorcycles)	Private	
174	Dec - 22	June - 19	20.858.61	17.770.55	14.537.82	3.232.73	New	1 Series	Commercial	
175	Dec - 22	Mav - 19	43.965.78	28.303.72	4.498.81	23.804.91	New	5 Series	Commercial	
176	Dec - 22	Aug - 19	27.993.01	17.963.16	17.963.16	0.00	Used	X5 Series	Private	
177	Dec - 22	Feb - 19	30.558.25	22.272.35	21.000.00	1.272.35	Used	X3 Series	Private	
178	Dec - 22	Mav - 19	10.162.49	5.478.02	600.00	4.878.02	Used	2 Series	Commercial	
179	Dec - 22	Mav - 19	65.000.05	30.431.22	3.000.00	27.431.22	Used	Non BMW Group (incl. Motorcycles)	Commercial	
180	Dec - 22	Mav - 19	18.598.75	500.33	0.00	500.33	Used	4 Series	Commercial	
181	Dec - 22	Mav - 19	8.371.77	1.396.56	246.29	1.150.27	Used	MINI	Commercial	
182	Jan - 23	June - 19	40.391.26	36.258.52	0.00	36.258.52	New	X3 Series	Commercial	
183	Jan - 23	Sept - 19	83.808.66	67.201.44	47.376.36	19.825.08	New	X5 Series	Commercial	
184	Jan - 23	June - 19	23.800.38	2.312.74	612.90	1.699.84	New	1 Series	Private	
185	Jan - 23	June - 19	33.752.75	7.744.31	1.367.27	6.377.04	Used	Non BMW Group (incl. Motorcycles)	Commercial	

Compartment German Auto Loans 9

Monthly Investor Report

Reporting Date: Feb 09, 2023
 Payment Date: Feb 20, 2023
 Period No.: 38
 Monthly Period: Jan, 2023
 Interest Period: Jan 20, 2023 to Feb 20, 2023
 = 31 days

9. Defaulted Amount & Recovery Amount - Loan Level Data

Applicable only if loans have defaulted. Does not include defaulted amounts less than 10.00 EUR.

	Month / Year of Default	Month / Year of Loan Origination	Initial Principal Balance (in EUR)	Principal Balance of Loan at Default (in EUR)	Recovery Total (in EUR)	Principal Balance End of Period (in EUR)	Object Type (new / used)	Vehicle Series	Customer Type (private / commercial)	Out of Deal (Month / Year)
186	Jan - 23	Feb - 19	24.512.21	8.621.88	0.00	8.621.88	Used	5 Series	Commercial	
187	Jan - 23	June - 19	15.314.87	1.263.24	221.36	1.041.88	Used	5 Series	Private	
188	Mar - 20	Julv - 19	121.205.04	121.205.04	72.663.64	48.541.40	New	7 Series	Commercial	June - 20
189	Apr - 20	June - 19	40.510.75	40.510.75	23.133.40	17.377.35	Used	6 Series	Commercial	June - 20
190	Apr - 20	June - 19	21.050.74	20.419.23	14.186.39	6.232.84	Used	1 Series	Private	July - 20
191	Mav - 20	Mar - 19	36.893.14	36.111.62	27.506.46	8.605.16	New	X1 Series	Private	Aug - 20
192	Aua - 20	Mar - 19	28.821.23	1.257.04	532.55	724.49	Used	X3 Series	Commercial	Aug - 20
193	June - 20	Aua - 19	36.524.43	36.197.09	20.755.01	15.442.08	Used	X5 Series	Commercial	Sept - 20
194	Julv - 20	June - 19	34.397.12	33.113.60	22.548.80	10.564.80	Used	X3 Series	Private	Oct - 20
195	Aua - 20	Mav - 19	24.414.97	23.615.16	15.400.11	8.215.05	Used	4 Series	Commercial	Oct - 20
196	Aua - 20	Mav - 19	27.796.57	26.883.56	23.186.91	3.696.65	Used	X4 Series	Commercial	Nov - 20
197	Sept - 20	Mav - 19	46.648.95	41.086.12	36.530.06	4.556.06	New	X5 Series	Commercial	Nov - 20
198	Sept - 20	Mar - 19	16.613.12	14.236.01	12.784.24	1.451.77	Used	X1 Series	Commercial	Dec - 20
199	Sept - 20	Aua - 19	66.528.08	65.485.30	56.864.55	8.620.75	New	7 Series	Commercial	Dec - 20
200	Oct - 20	Mav - 19	64.893.84	62.188.11	36.149.26	26.038.85	Used	X6 Series	Commercial	Dec - 20
201	Oct - 20	Mav - 19	46.113.15	45.413.19	40.141.22	5.271.97	New	X3 Series	Private	Dec - 20
202	Apr - 20	Mar - 19	118.026.91	115.010.49	76.996.71	38.013.78	New	8 Series	Private	Feb - 21
203	Nov - 20	Aua - 19	13.937.36	6.447.26	2.399.69	4.047.57	Used	3 Series	Private	Feb - 21
204	Nov - 20	Julv - 19	14.098.80	13.133.19	7.770.69	5.362.50	Used	1 Series	Private	Feb - 21
205	Feb - 21	Jan - 19	10.650.71	1.198.45	396.98	801.47	Used	Non BMW Group (incl. Motorcycles)	Private	Feb - 21
206	Dec - 20	Aua - 19	16.244.75	14.218.63	13.515.46	703.17	Used	1 Series	Private	Mar - 21
207	Feb - 21	Mav - 19	19.938.51	18.459.15	13.642.85	4.816.30	Used	4 Series	Commercial	June - 21
208	Mar - 21	Julv - 19	17.400.75	15.486.20	9.064.27	6.421.93	Used	MINI	Commercial	June - 21
209	Mar - 21	Mav - 19	34.901.91	32.516.93	26.749.39	5.767.54	New	X1 Series	Private	June - 21
210	Apr - 21	June - 19	16.203.31	14.948.02	12.863.26	2.084.76	Used	2 Series	Private	June - 21
211	Apr - 21	Mav - 19	16.198.62	13.085.34	11.287.20	1.798.14	Used	MINI	Private	June - 21
212	Nov - 20	Aua - 19	36.224.37	33.038.32	27.587.81	5.450.51	New	1 Series	Commercial	July - 21
213	Apr - 21	Feb - 19	23.241.81	19.496.67	15.574.39	3.985.12	Used	X3 Series	Commercial	July - 21
214	Apr - 21	Julv - 19	34.788.75	31.305.78	25.832.47	5.473.31	Used	X5 Series	Commercial	Sept - 21
215	Mav - 21	Aua - 19	15.409.14	14.221.82	7.617.06	6.604.76	Used	5 Series	Private	Sept - 21
216	Julv - 21	Sept - 19	43.227.90	36.600.22	31.668.92	4.931.30	Used	X5 Series	Commercial	Sept - 21
217	Julv - 21	Mar - 19	113.668.34	97.238.45	54.857.18	42.381.27	New	8 Series	Commercial	Sept - 21
218	Sept - 21	Aua - 19	13.097.33	10.554.91	9.870.41	684.50	Used	Other BMW Group	Commercial	Dec - 21
219	Nov - 21	Aua - 19	30.784.32	25.888.36	20.431.77	5.456.59	New	MINI	Private	Feb - 22
220	Dec - 21	Sept - 19	45.301.17	39.092.63	21.909.62	17.183.01	New	5 Series	Commercial	Feb - 22
221	Dec - 21	Aua - 19	14.996.40	11.750.02	9.545.73	2.204.29	Used	MINI	Private	Feb - 22
222	June - 21	Feb - 19	14.962.58	12.866.81	10.446.62	2.420.19	Used	5 Series	Private	Mar - 22

Compartment German Auto Loans 9

Monthly Investor Report

Reporting Date: Feb 09, 2023
 Payment Date: Feb 20, 2023
 Period No.: 38
 Monthly Period: Jan, 2023
 Interest Period: Jan 20, 2023 to Feb 20, 2023
 = 31 days

9. Defaulted Amount & Recovery Amount - Loan Level Data

Applicable only if loans have defaulted. Does not include defaulted amounts less than 10.00 EUR.

	Month / Year of Default	Month / Year of Loan Origination	Initial Principal Balance (in EUR)	Principal Balance of Loan at Default (in EUR)	Recovery Total (in EUR)	Principal Balance End of Period (in EUR)	Object Type (new / used)	Vehicle Series	Customer Type (private / commercial)	Out of Deal (Month / Year)
223	Dec - 21	Jan - 19	65.330.21	46.054.99	36.101.54	9.953.45	New	5 Series	Commercial	Mar - 22
224	Dec - 21	Julv - 19	9.792.73	6.678.60	4.618.44	2.060.16	Used	3 Series	Private	Mar - 22
225	Oct - 21	Julv - 19	19.466.70	14.774.90	14.531.11	420.11	Used	3 Series	Private	Apr - 22
226	Nov - 21	Apr - 19	15.619.87	12.872.33	10.953.90	1.918.43	Used	2 Series	Private	Apr - 22
227	Jan - 22	June - 19	53.405.98	45.779.32	44.991.18	788.14	New	4 Series	Private	Apr - 22
228	Feb - 22	Julv - 19	21.727.08	16.711.90	12.090.63	4.621.27	Used	5 Series	Commercial	May - 22
229	Mar - 22	Mav - 19	22.655.08	17.143.05	12.714.13	4.428.92	Used	5 Series	Private	May - 22
230	Mar - 22	Aug - 19	32.902.02	27.954.49	21.746.44	6.208.05	New	MINI	Commercial	May - 22
231	Mar - 22	Aug - 19	43.795.83	37.666.74	29.211.27	8.455.47	New	X3 Series	Commercial	May - 22
232	Mar - 22	Feb - 19	21.316.76	14.677.39	12.099.88	2.577.51	New	1 Series	Private	June - 22
233	Apr - 22	Feb - 19	23.777.56	19.981.90	14.560.02	5.421.88	New	2 Series	Commercial	June - 22
234	Apr - 22	Julv - 19	71.235.98	54.411.91	52.902.95	1.508.96	New	X5 Series	Commercial	June - 22
235	Mav - 22	Feb - 19	49.503.14	32.624.94	30.298.54	2.326.40	New	5 Series	Commercial	July - 22
236	Mav - 22	Aug - 19	40.562.62	32.042.34	27.028.95	5.013.39	Used	X6 Series	Commercial	July - 22
237	Mar - 22	Apr - 19	33.968.57	27.022.14	20.806.28	6.215.86	New	1 Series	Commercial	Sept - 22
238	June - 22	June - 19	28.534.24	19.697.35	19.507.11	190.24	Used	X5 Series	Commercial	Sept - 22
239	June - 22	June - 19	51.994.54	41.842.23	37.031.88	4.810.35	Used	7 Series	Commercial	Sept - 22
240	Sept - 22	Sept - 19	16.604.57	127.30	49.59	77.71	Used	5 Series	Commercial	Sept - 22
241	Aug - 22	Sept - 19	36.802.85	26.828.17	24.154.01	2.674.16	New	3 Series	Commercial	Nov - 22
242	Aug - 22	Aug - 19	24.724.78	14.327.43	13.241.34	1.086.09	Used	5 Series	Commercial	Nov - 22
243	Nov - 22	Aug - 19	12.210.80	557.68	13.10	544.58	Used	X1 Series	Private	Nov - 22
244	Nov - 22	Aug - 19	6.402.46	56.63	-155.38	212.01	Used	Non BMW Group (incl. Motorcycles)	Private	Nov - 22

Compartment German Auto Loans 9
Monthly Investor Report

Reporting Date:	Feb 09, 2023
Payment Date:	Feb 20, 2023
Period No.:	38
Monthly Period:	Jan, 2023
Interest Period:	Jan 20, 2023 to Feb 20, 2023 = 31 days

10. Outstanding Note Balance

1. Note Balance	All Notes	Class A	Class B
Initial Note Information			
ISIN code		XS2074662805	XS2074667192
Currency		EUR	EUR
Legal final maturity		Dec 2026	Dec 2026
Rating (Fitch Moody's S&P DBRS)		AAA Aaa N/A N/A	N/A
Initial notes aggregate principal outstanding balance in EUR	965,200,000.00	900,000,000.00	65,200,000.00
Nominal amount per note in EUR		100,000.00	100,000.00
Initial number of notes per class in EUR		9,000	652
Current Note Information			
Notes aggregate principal outstanding balance in EUR - BoP	124,094,044.52	58,894,044.52	65,200,000.00
Available distribution amount in EUR	13,489,054.83		
Redemption per class in EUR		8,468,929.36	0,00
Redemption per note in EUR		940.99	0.00
Notes aggregate principal outstanding balance in EUR - EoP	115,625,115.16	50,425,115.16	65,200,000.00
Current pool factor		0.06	1.00
2. Payments to Investor per Note			
		Class A	Class B
Interest Type		Floating Rate	Fixed Rate
Reference Rate		1M_EURIBOR	NONE
Actual Interest Rate		1.985%	NONE
Spread		0.700%	NONE
Coupon		2.685%	1.000%
Day count fraction		Actual/360	Actual/360
Interest days		31 days	31 days
Principal outstanding per note in EUR - BoP		6,543.78	100,000.00
Principal repayment per note in EUR		940.99	0.00
Principal outstanding per note in EUR - EoP		5,602.79	100,000.00
Interest payment per Note in EUR		15.13	86.11

Compartment German Auto Loans 9
Monthly Investor Report

Reporting Date:	Feb 09, 2023
Payment Date:	Feb 20, 2023
Period No.:	38
Monthly Period:	Jan, 2023
Interest Period:	Jan 20, 2023 to Feb 20, 2023 = 31 days

10. Outstanding Note Balance

3. Credit Enhancement	Initial Period (in EUR)	Initial CE (in %)	Current Period (in EUR)	Current CE (in %)
Class A	900,000,000.00	7.26	50,425,115.16	72.17
Class B	65,200,000.00	0.50	65,200,000.00	32.39
Cash Reserve (+ Overcollateralisation)	4,826,000.00	0.00	53,078,103.34	0.00

BMW Bank GmbH complies with the retention requirement of a material net economic interest in accordance with article 6 of the Securitisation Regulation. A minimum of 5.0% of the net economic interest will be retained on an ongoing basis in form of retention of the Class B Notes and Subordinated Loan.

4. Clean-Up Call Option

If the aggregate outstanding principal balance has been reduced to less than 10% of the aggregate outstanding principal balance at the Issue Date, the seller will have the option under the receivables purchase Agreement to acquire all outstanding purchased receivables.

Aggregate outstanding principal balance at end of period (in EUR)	163,877,218.50
Clean-Up option exercisable	No

Compartment German Auto Loans 9
Monthly Investor Report

Reporting Date:	Feb 09, 2023
Payment Date:	Feb 20, 2023
Period No.:	38
Monthly Period:	Jan, 2023
Interest Period:	Jan 20, 2023 to Feb 20, 2023 = 31 days

11. Original Principal Balance

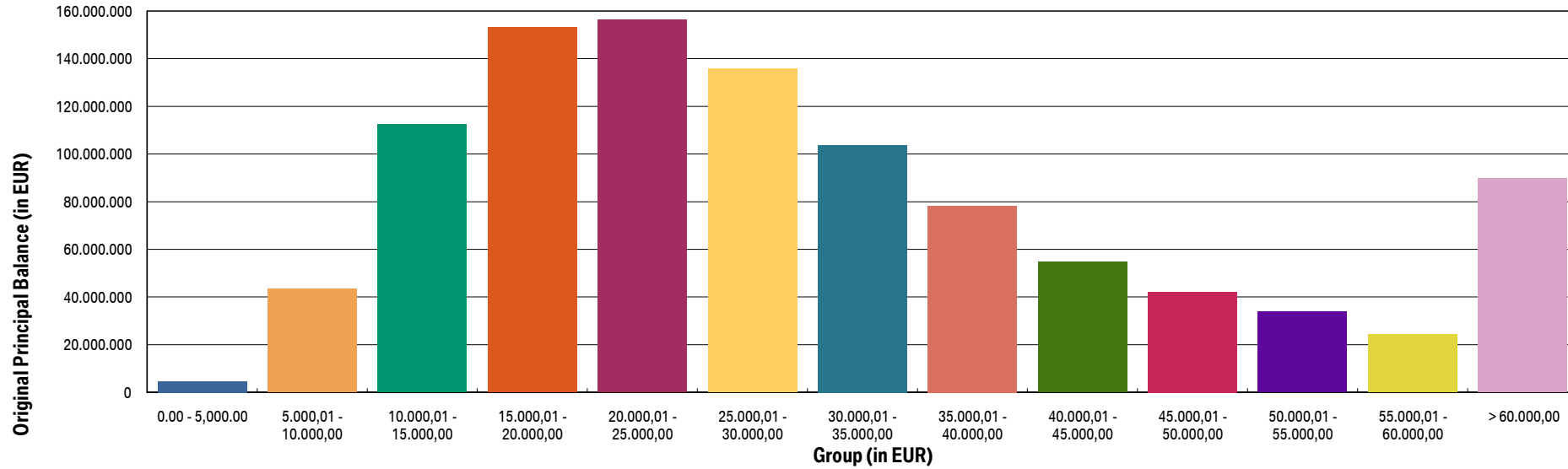
Initial Portfolio as of origination of contract

Group (in EUR) (by Original Principal Balance)	Original Principal Balance (in EUR)	Original Principal Balance (in % of total)	Number of Contracts	Number of Contracts (in % of total)
0.00 - 5.000,00	4,619,930.55	0.45	1,211	2.64
5.000,01 - 10.000,00	43,522,828.41	4.22	5,455	11.88
10.000,01 - 15.000,00	112,558,915.84	10.90	8,904	19.39
15.000,01 - 20.000,00	153,060,506.35	14.83	8,741	19.04
20.000,01 - 25.000,00	156,207,369.99	15.13	6,958	15.16
25.000,01 - 30.000,00	135,917,591.77	13.17	4,960	10.80
30.000,01 - 35.000,00	103,716,870.02	10.05	3,200	6.97
35.000,01 - 40.000,00	78,299,123.37	7.58	2,092	4.56
40.000,01 - 45.000,00	54,590,920.75	5.29	1,288	2.81
45.000,01 - 50.000,00	42,243,909.68	4.09	889	1.94
50.000,01 - 55.000,00	33,778,657.08	3.27	646	1.41
55.000,01 - 60.000,00	24,203,801.68	2.34	422	0.92
> 60.000,00	89,609,850.28	8.68	1,143	2.49
Total	1,032,330,275.77	100.00	45,909	100.00

Average:	22,486.45
Min:	990.00
Max:	351,050.00

Compartment German Auto Loans 9
Monthly Investor Report

Reporting Date:	Feb 09, 2023
Payment Date:	Feb 20, 2023
Period No.:	38
Monthly Period:	Jan, 2023
Interest Period:	Jan 20, 2023 to Feb 20, 2023 = 31 days



Compartment German Auto Loans 9
Monthly Investor Report

Reporting Date:	Feb 09, 2023
Payment Date:	Feb 20, 2023
Period No.:	38
Monthly Period:	Jan, 2023
Interest Period:	Jan 20, 2023 to Feb 20, 2023 = 31 days

12. Aggregate Principal Balance

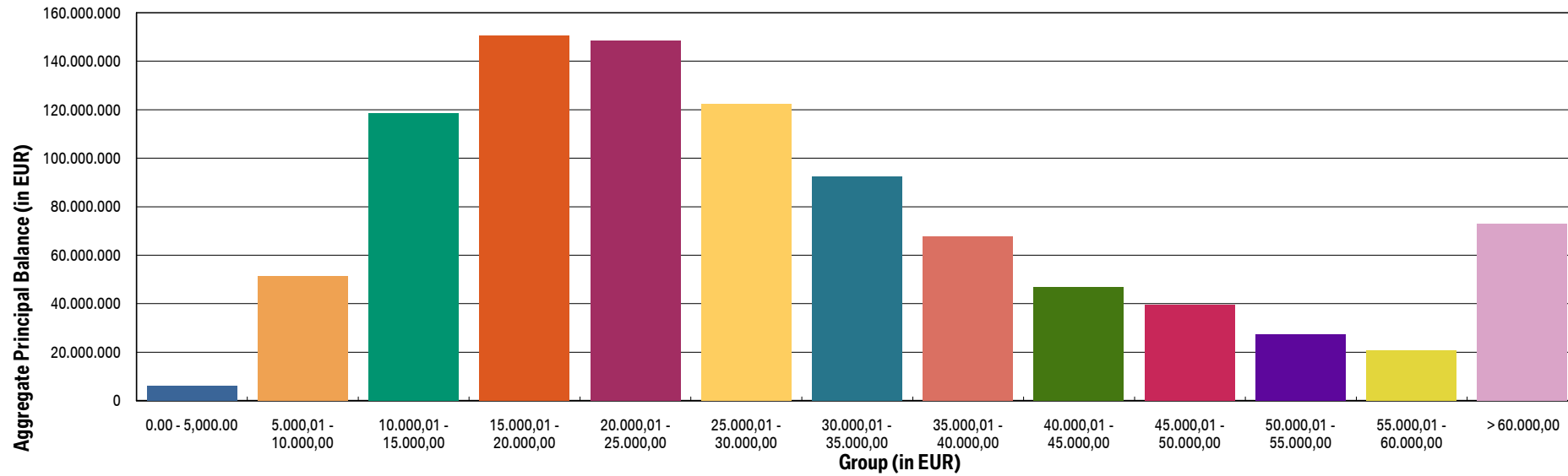
Initial Portfolio

Group (in EUR)	Aggregate Principal Balance (in EUR)	Aggregate Principal Balance (in % of total)	Number of Contracts	Number of Contracts (in % of total)
0.00 - 5,000.00	6,133,915.66	0.64	1,728	3.76
5.000,01 - 10.000,00	51,397,969.90	5.33	6,550	14.27
10.000,01 - 15.000,00	118,451,917.49	12.27	9,433	20.55
15.000,01 - 20.000,00	150,668,214.60	15.61	8,638	18.82
20.000,01 - 25.000,00	148,504,041.35	15.39	6,638	14.46
25.000,01 - 30.000,00	122,241,564.37	12.66	4,476	9.75
30.000,01 - 35.000,00	92,404,320.21	9.57	2,861	6.23
35.000,01 - 40.000,00	67,922,440.28	7.04	1,823	3.97
40.000,01 - 45.000,00	46,859,222.65	4.85	1,107	2.41
45.000,01 - 50.000,00	39,481,836.57	4.09	834	1.82
50.000,01 - 55.000,00	27,349,188.33	2.83	523	1.14
55.000,01 - 60.000,00	20,646,761.81	2.14	360	0.78
> 60.000,00	73,138,547.06	7.58	938	2.04
Total	965,199,940.28	100.00	45,909	100.00

Average: 21,024.20
 Min: 510.98
 Max: 341,920.07

Compartment German Auto Loans 9
Monthly Investor Report

Reporting Date:	Feb 09, 2023
Payment Date:	Feb 20, 2023
Period No.:	38
Monthly Period:	Jan, 2023
Interest Period:	Jan 20, 2023 to Feb 20, 2023 = 31 days



Compartment German Auto Loans 9
Monthly Investor Report

Reporting Date:	Feb 09, 2023
Payment Date:	Feb 20, 2023
Period No.:	38
Monthly Period:	Jan, 2023
Interest Period:	Jan 20, 2023 to Feb 20, 2023 = 31 days

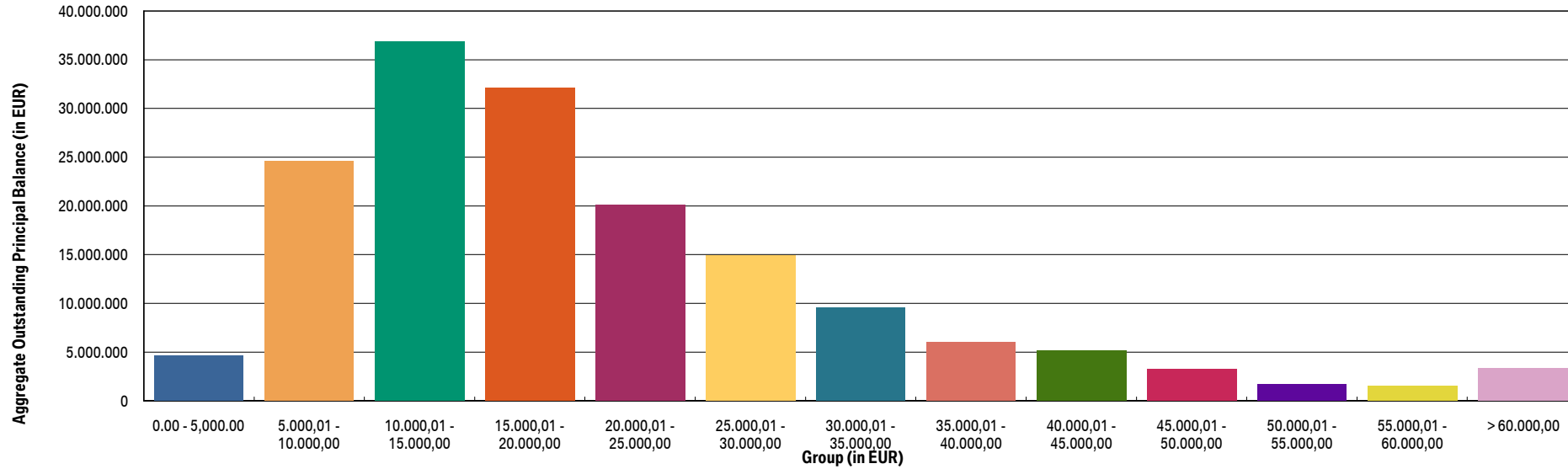
13. Aggregate Outstanding Principal Balance

Current Portfolio

Group (in EUR)	Aggregate Outstanding Principal Balance (in EUR)	Aggregate Outstanding Principal Balance (in % of total)	Number of Contracts	Number of Contracts (in % of total)
0.00 - 5,000.00	4,635,826.33	2.83	2,543	19.85
5.000,01 - 10.000,00	24,609,554.36	15.02	3,223	25.16
10.000,01 - 15.000,00	36,833,195.97	22.48	2,973	23.21
15.000,01 - 20.000,00	32,124,663.30	19.60	1,866	14.57
20.000,01 - 25.000,00	20,134,560.11	12.29	903	7.05
25.000,01 - 30.000,00	14,925,626.28	9.11	548	4.28
30.000,01 - 35.000,00	9,568,574.89	5.84	297	2.32
35.000,01 - 40.000,00	6,023,061.70	3.68	162	1.26
40.000,01 - 45.000,00	5,114,967.04	3.12	121	0.94
45.000,01 - 50.000,00	3,289,870.56	2.01	70	0.55
50.000,01 - 55.000,00	1,724,131.52	1.05	33	0.26
55.000,01 - 60.000,00	1,554,850.37	0.95	27	0.21
> 60.000,00	3,338,336.07	2.04	44	0.34
Total	163,877,218.50	100.00	12,810	100.00
WA:	12,792.91			
Min:	0.00			
Max:	148,521.47			

Compartment German Auto Loans 9
Monthly Investor Report

Reporting Date:	Feb 09, 2023
Payment Date:	Feb 20, 2023
Period No.:	38
Monthly Period:	Jan, 2023
Interest Period:	Jan 20, 2023 to Feb 20, 2023 = 31 days



Compartment German Auto Loans 9

Monthly Investor Report

Reporting Date:	Feb 09, 2023
Payment Date:	Feb 20, 2023
Period No.:	38
Monthly Period:	Jan, 2023
Interest Period:	Jan 20, 2023 to Feb 20, 2023 = 31 days

14. Down Payments

Current Portfolio

Group (in EUR)	Aggregate Principal Balance (in EUR)	Aggregate Principal Balance (in % of total)	Number of Contracts	Number of Contracts (in % of total)
No Down Payment	38,727,406.35	23.63	2,835	22.13
<=1000	4,036,507.82	2.46	406	3.17
1.000,01 - 2.000,00	9,857,970.04	6.02	985	7.69
2.000,01 - 3.000,00	12,636,592.92	7.71	1,202	9.38
3.000,01 - 4.000,00	10,826,300.41	6.61	1,020	7.96
4.000,01 - 5.000,00	17,064,034.88	10.41	1,487	11.61
5.000,01 - 6.000,00	9,578,431.86	5.84	818	6.39
6.000,01 - 7.000,00	7,395,759.46	4.51	608	4.75
7.000,01 - 8.000,00	8,055,779.86	4.92	614	4.79
8.000,01 - 9.000,00	4,080,133.25	2.49	308	2.40
9.000,01 - 10.000,00	11,491,211.54	7.01	766	5.98
10.000,01 - 11.000,00	2,922,098.49	1.78	200	1.56
11.000,01 - 12.000,00	3,736,818.76	2.28	240	1.87
12.000,01 - 13.000,00	2,564,453.48	1.56	170	1.33
13.000,01 - 14.000,00	2,008,971.16	1.23	129	1.01
14.000,01 - 15.000,00	5,474,103.82	3.34	313	2.44
> 15.000,00	13,420,644.40	8.19	709	5.53
Total	163,877,218.50	100.00	12,810	100.00

Minimum Down Payment:	101.00
Maximum Down Payment:	150,000.00
Average Down Payment:	5,471.19
Average Down Payment (customers that made a Down Payment)	7,026.16

Compartment German Auto Loans 9

Monthly Investor Report

Reporting Date:	Feb 09, 2023
Payment Date:	Feb 20, 2023
Period No.:	38
Monthly Period:	Jan, 2023
Interest Period:	Jan 20, 2023 to Feb 20, 2023 = 31 days

15. Borrower Concentration

Current Portfolio

Borrower (Top 20)	Aggregate Outstanding Principal Balance (in EUR)	Aggregate Outstanding Principal Balance (in % of total)	Number of Contracts	Number of Contracts (in % of total)
1	148,521.47	0.09	1	0.01
2	129,335.45	0.08	1	0.01
3	112,149.09	0.07	2	0.02
4	107,810.35	0.07	2	0.02
5	107,528.94	0.07	1	0.01
6	106,847.07	0.07	2	0.02
7	98,341.42	0.06	1	0.01
8	95,125.31	0.06	1	0.01
9	89,076.58	0.05	2	0.02
10	89,066.87	0.05	1	0.01
11	87,925.10	0.05	1	0.01
12	84,862.87	0.05	1	0.01
13	82,903.44	0.05	1	0.01
14	81,660.60	0.05	2	0.02
15	81,131.81	0.05	1	0.01
16	80,739.10	0.05	1	0.01
17	80,651.71	0.05	1	0.01
18	80,476.65	0.05	1	0.01
19	80,147.41	0.05	1	0.01
20	79,796.35	0.05	1	0.01
Total	1,904,097.59	1.16	25	0.20

Total Portfolio Balance	163,877,218.50
--------------------------------	-----------------------

Compartment German Auto Loans 9
Monthly Investor Report

Reporting Date:	Feb 09, 2023
Payment Date:	Feb 20, 2023
Period No.:	38
Monthly Period:	Jan, 2023
Interest Period:	Jan 20, 2023 to Feb 20, 2023 = 31 days

16. Geographical Distribution

Initial Portfolio

Post code area	Aggregate Principal Balance (in EUR)	Aggregate Principal Balance (in % of total)	Number of Contracts	Number of contracts (in % of total)
post code area 0	46,013,719.16	4.77	2,137	4.65
post code area 1	52,309,049.73	5.42	2,330	5.08
post code area 2	86,206,919.86	8.93	4,190	9.13
post code area 3	84,323,036.80	8.74	4,166	9.07
post code area 4	122,467,094.69	12.69	5,836	12.71
post code area 5	120,458,310.16	12.48	5,708	12.43
post code area 6	124,897,902.26	12.94	5,783	12.60
post code area 7	119,911,302.12	12.42	5,938	12.93
post code area 8	129,085,751.73	13.37	5,969	13.00
post code area 9	79,526,853.77	8.24	3,852	8.39
Total	965,199,940.28	100.00	45,909	100.00

Compartment German Auto Loans 9
Monthly Investor Report

Reporting Date:	Feb 09, 2023
Payment Date:	Feb 20, 2023
Period No.:	38
Monthly Period:	Jan, 2023
Interest Period:	Jan 20, 2023 to Feb 20, 2023 = 31 days

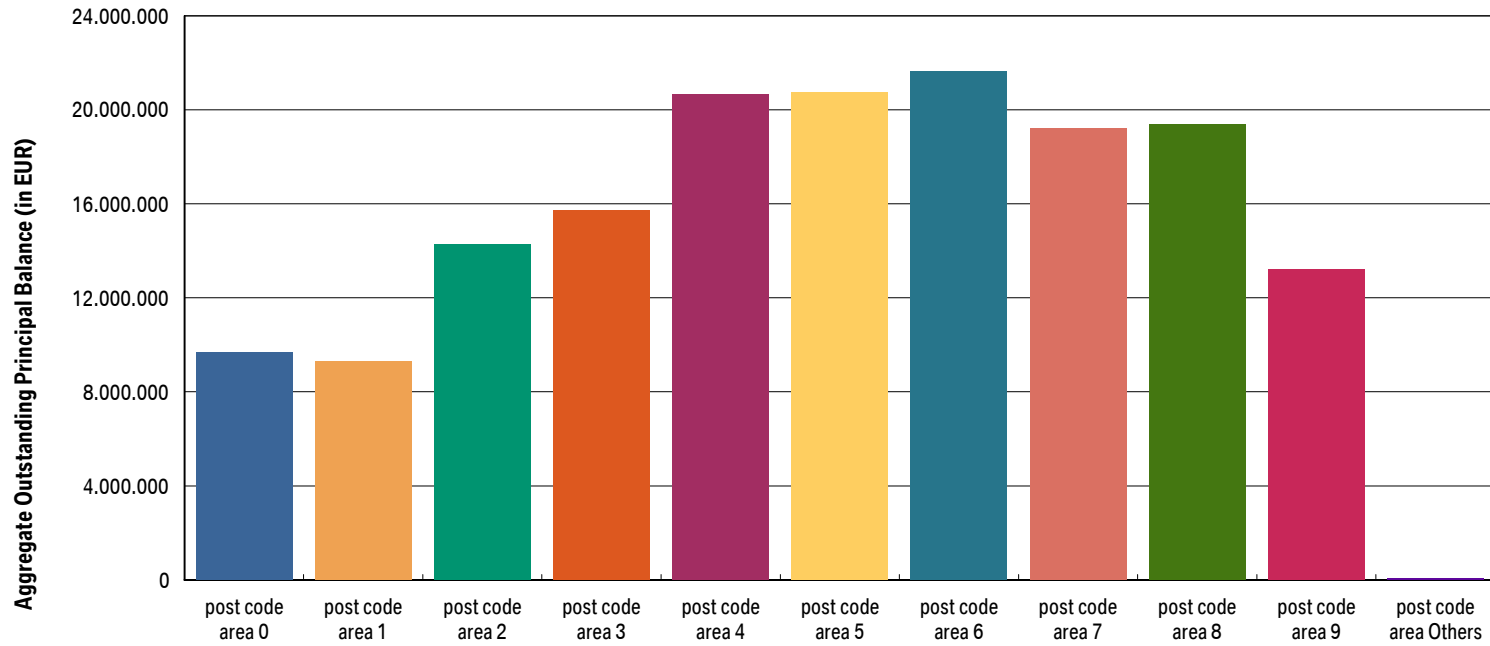
16. Geographical Distribution

Current Portfolio

Post code area	Aggregate Outstanding Principal Balance (in EUR)	Aggregate Outstanding Principal Balance (in % of total)	Number of Contracts	Number of Contracts (in % of total)
post code area 0	9,659,949.96	5.89	697	5.44
post code area 1	9,276,549.59	5.66	685	5.35
post code area 2	14,262,501.35	8.70	1,165	9.09
post code area 3	15,734,539.48	9.60	1,276	9.96
post code area 4	20,633,979.23	12.59	1,647	12.86
post code area 5	20,763,721.24	12.67	1,628	12.71
post code area 6	21,633,328.71	13.20	1,668	13.02
post code area 7	19,223,726.70	11.73	1,559	12.17
post code area 8	19,383,981.81	11.83	1,434	11.19
post code area 9	13,224,031.13	8.07	1,040	8.12
post code area Others	80,909.30	0.05	11	0.09
Total	163,877,218.50	100.00	12,810	100.00

Compartment German Auto Loans 9
Monthly Investor Report

Reporting Date:	Feb 09, 2023
Payment Date:	Feb 20, 2023
Period No.:	38
Monthly Period:	Jan, 2023
Interest Period:	Jan 20, 2023 to Feb 20, 2023 = 31 days



Compartment German Auto Loans 9
Monthly Investor Report

Reporting Date:	Feb 09, 2023
Payment Date:	Feb 20, 2023
Period No.:	38
Monthly Period:	Jan, 2023
Interest Period:	Jan 20, 2023 to Feb 20, 2023 = 31 days

17. Car Type & Customer Group

Initial Portfolio

Car Type	Aggregate Principal Balance (in EUR)	Aggregate Principal Balance (in % of total)	Number of Contracts	Number of Contracts (in % of total)
New	478,297,049.59	49.55	17,619	38.38
Used	486,902,890.69	50.45	28,290	61.62
Total	965,199,940.28	100.00	45,909	100.00

Customer Group	Aggregate Principal Balance (in EUR)	Aggregate Principal Balance (in % of total)	Number of Contracts	Number of Contracts (in % of total)
Commercial	267,380,166.05	27.70	9,367	20.40
Private Individual	697,819,774.23	72.30	36,542	79.60
Total	965,199,940.28	100.00	45,909	100.00

Compartment German Auto Loans 9
Monthly Investor Report

Reporting Date:	Feb 09, 2023
Payment Date:	Feb 20, 2023
Period No.:	38
Monthly Period:	Jan, 2023
Interest Period:	Jan 20, 2023 to Feb 20, 2023 = 31 days

17. Car Type & Customer Group

Current Portfolio

Car Type	Aggregate Outstanding Principal Balance (in EUR)	Aggregate Outstanding Principal Balance (in % of total)	Number of Contracts	Number of Contracts (in % of total)
New	71,217,107.39	43.46	3,802	29.68
Used	92,660,111.11	56.54	9,008	70.32
Total	163,877,218.50	100.00	12,810	100.00

Customer Group	Aggregate Outstanding Principal Balance (in EUR)	Aggregate Outstanding Principal Balance (in % of total)	Number of Contracts	Number of Contracts (in % of total)
Commercial	36,654,279.07	22.37	1,948	15.21
Private Individual	127,222,939.43	77.63	10,862	84.79
Total	163,877,218.50	100.00	12,810	100.00

Compartment German Auto Loans 9
Monthly Investor Report

Reporting Date: Feb 09, 2023
 Payment Date: Feb 20, 2023
 Period No.: 38
 Monthly Period: Jan, 2023
 Interest Period: Jan 20, 2023 to Feb 20, 2023
 = 31 days

18. Delinquencies

Initial Portfolio

Days past due	Aggregate Principal Balance (in EUR)	Aggregate Principal Balance (in % of total)	Number of Contracts	Number of Contracts (in % of total)
1 - 30	0.00	0.00	0	0.00
31 - 60	0.00	0.00	0	0.00
61 - 90	0.00	0.00	0	0.00
91 - 120	0.00	0.00	0	0.00
> 120	0.00	0.00	0	0.00
Total	0.00	0.00	0	0.00

Current Portfolio

Days past due	Aggregate Outstanding Principal Balance (in EUR)	Aggregate Outstanding Principal Balance (in % of total)	Number of Contracts	Number of Contracts (in % of total)
1 - 30	1,971,484.00	1.20	123	0.96
31 - 60	318,349.26	0.19	19	0.15
61 - 90	182,910.47	0.11	13	0.10
91 - 120	57,513.92	0.04	6	0.05
> 120	401,679.79	0.25	22	0.17
Total	2,931,937.44	1.79	183	1.43

Compartment German Auto Loans 9

Monthly Investor Report

Reporting Date:	Feb 09, 2023
Payment Date:	Feb 20, 2023
Period No.:	38
Monthly Period:	Jan, 2023
Interest Period:	Jan 20, 2023 to Feb 20, 2023 = 31 days

18a. Delinquencies Analysis

Monthly Period	Performing (in EUR)	31-60 days past due (in EUR)	61-90 days past due (in EUR)	91-120 days past due (in EUR)	>120 days past due (in EUR)
Dec - 19	946,798,463.20	0.00	0.00	0.00	0.00
Jan - 20	925,639,516.87	215,135.52	0.00	0.00	0.00
Feb - 20	904,268,848.66	294,343.80	136,695.08	0.00	0.00
Mar - 20	872,831,427.45	545,656.46	40,510.75	151,521.97	0.00
Apr - 20	839,601,217.49	782,650.59	321,970.65	0.00	151,521.97
May - 20	817,019,640.64	726,277.98	267,856.10	117,992.86	151,521.97
June - 20	795,089,115.47	883,577.14	297,340.39	121,209.93	170,332.68
July - 20	774,427,610.01	608,336.56	545,697.86	136,293.77	165,958.25
Aug - 20	755,891,282.23	500,175.16	421,426.57	198,140.31	118,729.03
Sept - 20	735,982,769.96	440,973.99	224,286.05	155,170.48	245,151.47
Oct - 20	716,689,337.32	536,592.99	239,925.40	166,735.00	265,525.32
Nov - 20	698,671,161.56	405,260.97	131,946.18	143,813.13	281,691.12
Dec - 20	679,781,022.88	291,863.90	259,315.20	103,204.22	337,214.58
Jan - 21	660,415,067.17	520,150.55	111,653.24	199,108.32	248,393.44
Feb - 21	642,323,543.28	439,687.68	162,171.20	26,656.02	377,545.62
Mar - 21	621,677,208.06	487,125.73	136,154.51	21,540.52	238,600.82
Apr - 21	601,332,642.62	420,578.52	193,606.89	48,000.24	167,176.51
May - 21	583,782,884.57	624,134.32	158,670.11	140,098.84	45,529.72
June - 21	565,122,286.15	451,459.47	235,219.99	143,507.10	59,721.31
July - 21	547,253,911.85	593,647.13	181,323.92	99,905.20	82,836.01
Aug - 21	529,762,912.11	606,239.50	272,856.87	113,005.89	123,919.27
Sept - 21	511,931,473.74	643,427.25	339,493.25	151,130.61	196,139.66
Oct - 21	496,386,573.78	635,829.52	161,331.95	119,500.19	356,522.52
Nov - 21	479,955,933.56	465,776.32	344,681.48	24,759.65	324,086.34
Dec - 21	463,880,805.68	377,618.92	191,809.41	46,674.07	315,511.08
Jan - 22	440,607,253.77	463,118.31	244,720.87	139,083.31	121,060.64
Feb - 22	408,982,770.40	565,410.99	127,018.64	172,033.16	177,021.57
Mar - 22	374,100,896.29	932,267.82	118,495.49	139,667.92	265,385.80
Apr - 22	340,895,559.62	1,066,471.51	344,881.41	78,529.49	189,495.97

Compartment German Auto Loans 9

Monthly Investor Report

Reporting Date:	Feb 09, 2023
Payment Date:	Feb 20, 2023
Period No.:	38
Monthly Period:	Jan, 2023
Interest Period:	Jan 20, 2023 to Feb 20, 2023 = 31 days

18a. Delinquencies Analysis

Monthly Period	Performing (in EUR)	31-60 days past due (in EUR)	61-90 days past due (in EUR)	91-120 days past due (in EUR)	>120 days past due (in EUR)
May - 22	307,749,542.99	839,382.85	451,579.78	225,095.78	237,088.17
June - 22	276,447,908.81	803,694.29	403,386.54	225,409.45	282,243.64
July - 22	245,393,667.08	1,092,963.48	417,290.47	292,756.64	435,779.95
Aug - 22	215,804,601.84	969,785.32	420,208.93	286,896.34	557,979.64
Sept - 22	192,346,477.29	914,803.52	453,837.81	240,410.61	474,260.39
Oct - 22	183,758,177.98	720,065.84	558,381.84	311,683.28	417,311.50
Nov - 22	177,243,073.15	349,315.48	407,333.72	345,103.17	315,234.49
Dec - 22	170,822,530.69	415,808.95	114,370.62	238,197.51	360,093.33
Jan - 23	162,916,765.06	318,349.26	182,910.47	57,513.92	401,679.79

Compartment German Auto Loans 9
Monthly Investor Report

Reporting Date:	Feb 09, 2023
Payment Date:	Feb 20, 2023
Period No.:	38
Monthly Period:	Jan, 2023
Interest Period:	Jan 20, 2023 to Feb 20, 2023 = 31 days

19. Seasoning

Initial Portfolio

Group (in months)	Aggregate Principal Balance (in EUR)	Aggregate Principal Balance (in % of total)	Number of Contracts	Number of Contracts (in % of total)
<= 6	614,661,258.17	63.68	28,934	63.02
> 6 - <= 12	350,538,682.11	36.32	16,975	36.98
> 12 - <= 24	0.00	0.00	0	0.00
> 24 - <= 36	0.00	0.00	0	0.00
> 36 - <= 42	0.00	0.00	0	0.00
> 42 - <= 48	0.00	0.00	0	0.00
> 48 - <= 53	0.00	0.00	0	0.00
> 53	0.00	0.00	0	0.00
Total	965,199,940.28	100.00	45,909	100.00

WA Seasoning (in months): 5.51
 Min (in months): 2.00
 Max (in months): 10.00

Compartment German Auto Loans 9
Monthly Investor Report

Reporting Date:	Feb 09, 2023
Payment Date:	Feb 20, 2023
Period No.:	38
Monthly Period:	Jan, 2023
Interest Period:	Jan 20, 2023 to Feb 20, 2023 = 31 days

19. Seasoning

Current Portfolio

Group (in months)	Aggregate Outstanding Principal Balance (in EUR)	Aggregate Outstanding Principal Balance (in % of total)	Number of Contracts	Number of Contracts (in % of total)
<= 6	0.00	0.00	0	0.00
> 6 - <= 12	0.00	0.00	0	0.00
> 12 - <= 24	0.00	0.00	0	0.00
> 24 - <= 36	0.00	0.00	0	0.00
> 36 - <= 42	65,336,301.90	39.87	4,892	38.19
> 42 - <= 48	98,540,916.60	60.13	7,918	61.81
> 48 - <= 53	0.00	0.00	0	0.00
> 53	0.00	0.00	0	0.00
Total	163,877,218.50	100.00	12,810	100.00

WA Seasoning (in months): 43.37
 Min (in months): 40.00
 Max (in months): 48.00

Compartment German Auto Loans 9
Monthly Investor Report

Reporting Date:	Feb 09, 2023
Payment Date:	Feb 20, 2023
Period No.:	38
Monthly Period:	Jan, 2023
Interest Period:	Jan 20, 2023 to Feb 20, 2023 = 31 days

20. Remaining Term

Initial Portfolio

Group (in months)	Aggregate Principal Balance (in EUR)	Aggregate Principal Balance (in % of total)	Number of Contracts	Number of Contracts (in % of total)
<= 6	164,434.02	0.02	74	0.16
> 6 - <= 12	1,133,697.63	0.12	215	0.47
> 12 - <= 24	39,198,714.83	4.06	3,631	7.91
> 24 - <= 36	441,762,315.07	45.77	21,556	46.95
> 36 - <= 42	85,768,594.87	8.89	4,227	9.21
> 42 - <= 48	86,027,213.60	8.91	4,059	8.84
> 48 - <= 53	115,836,288.64	12.00	4,684	10.20
> 53	195,308,681.62	20.24	7,463	16.26
Total	965,199,940.28	100.00	45,909	100.00

WA Remaining Term (in months): 39.82
 Min (in months): 3.00
 Max (in months): 59.00

Compartment German Auto Loans 9
Monthly Investor Report

Reporting Date:	Feb 09, 2023
Payment Date:	Feb 20, 2023
Period No.:	38
Monthly Period:	Jan, 2023
Interest Period:	Jan 20, 2023 to Feb 20, 2023 = 31 days

20. Remaining Term

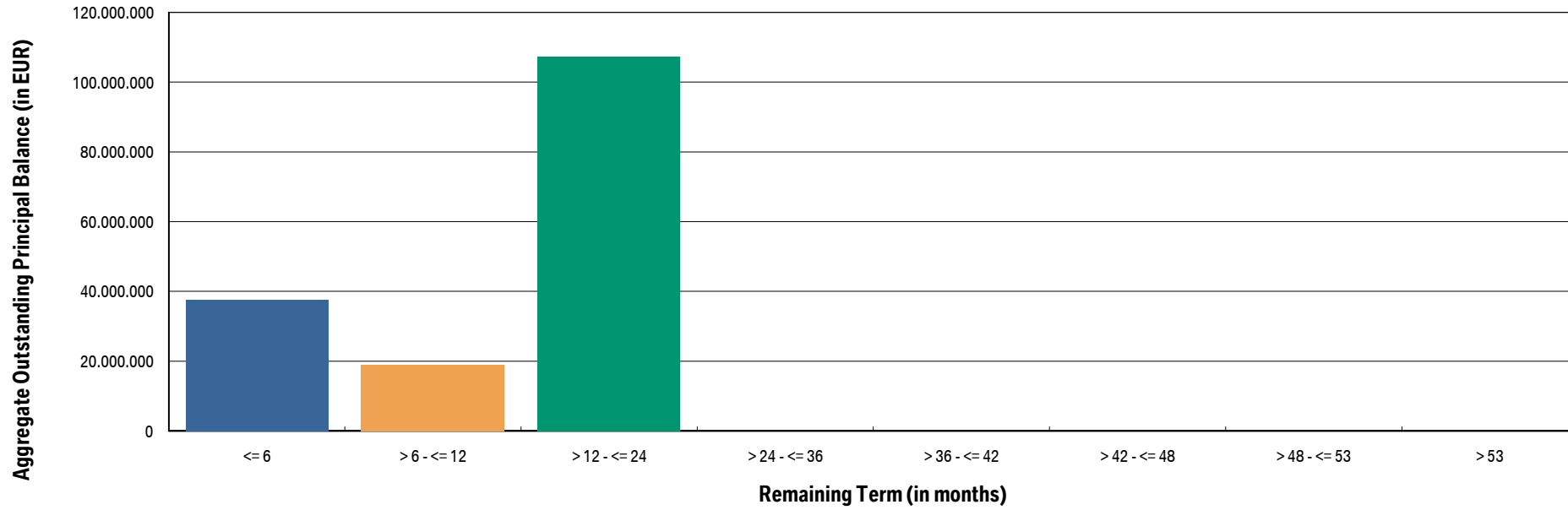
Current Portfolio

Group (in months)	Aggregate Outstanding Principal Balance (in EUR)	Aggregate Outstanding Principal Balance (in % of total)	Number of Contracts	Number of Contracts (in % of total)
<= 6	37,638,463.41	22.97	4,500	35.13
> 6 - <= 12	18,872,014.67	11.52	1,521	11.87
> 12 - <= 24	107,366,740.42	65.52	6,789	53.00
> 24 - <= 36	0.00	0.00	0	0.00
> 36 - <= 42	0.00	0.00	0	0.00
> 42 - <= 48	0.00	0.00	0	0.00
> 48 - <= 53	0.00	0.00	0	0.00
> 53	0.00	0.00	0	0.00
Total	163,877,218.50	100.00	12,810	100.00

WA Remaining Term (in months): 12.75
 Min (in months): 0.00
 Max (in months): 22.00

Compartment German Auto Loans 9
Monthly Investor Report

Reporting Date:	Feb 09, 2023
Payment Date:	Feb 20, 2023
Period No.:	38
Monthly Period:	Jan, 2023
Interest Period:	Jan 20, 2023 to Feb 20, 2023 = 31 days



Compartment German Auto Loans 9
Monthly Investor Report

Reporting Date:	Feb 09, 2023
Payment Date:	Feb 20, 2023
Period No.:	38
Monthly Period:	Jan, 2023
Interest Period:	Jan 20, 2023 to Feb 20, 2023 = 31 days

21. Original Term

Initial Portfolio

Group (in months)	Aggregate Principal Balance (in EUR)	Aggregate Principal Balance (in % of total)	Number of Contracts	Number of Contracts (in % of total)
<= 6	0.00	0.00	0	0.00
> 6 - <= 12	611,333.50	0.06	170	0.37
> 12 - <= 24	34,932,333.59	3.62	3,298	7.18
> 24 - <= 36	443,746,826.38	45.97	21,817	47.52
> 36 - <= 42	5,331,690.95	0.55	316	0.69
> 42 - <= 48	167,517,803.30	17.36	8,066	17.57
> 48 - <= 53	687,612.05	0.07	35	0.08
> 53	312,372,340.51	32.36	12,207	26.59
Total	965,199,940.28	100.00	45,909	100.00

WA Original Term (in months): 45.33
 Min (in months): 10.00
 Max (in months): 66.00

Compartment German Auto Loans 9
Monthly Investor Report

Reporting Date:	Feb 09, 2023
Payment Date:	Feb 20, 2023
Period No.:	38
Monthly Period:	Jan, 2023
Interest Period:	Jan 20, 2023 to Feb 20, 2023 = 31 days

21. Original Term

Current Portfolio

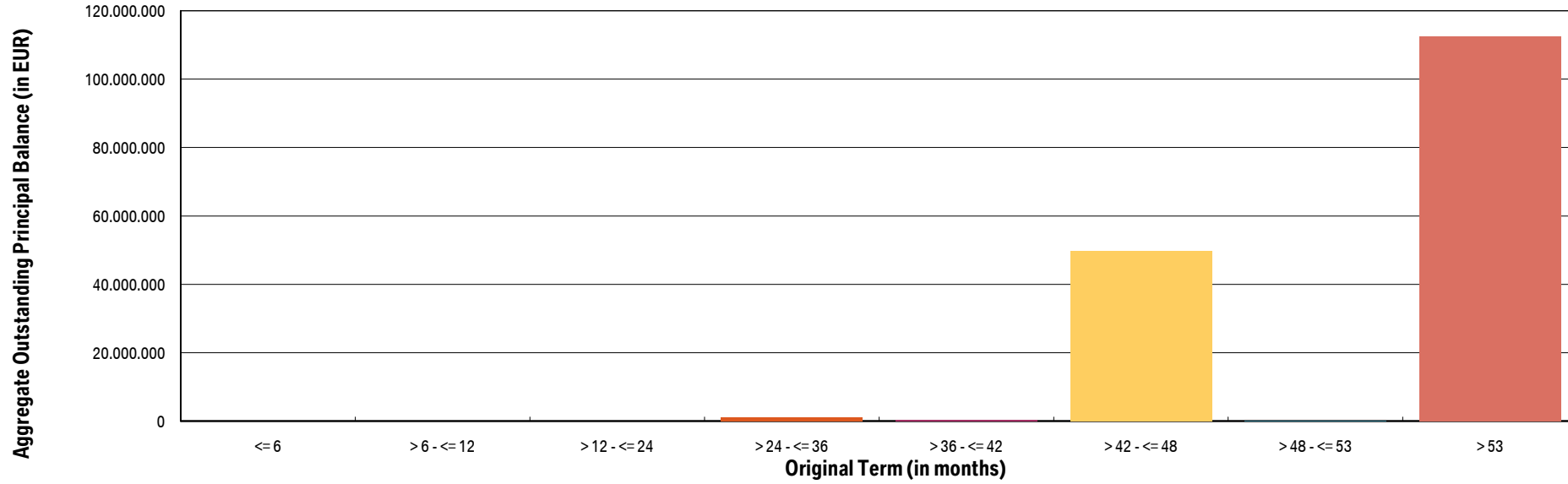
Group (in months)	Aggregate Outstanding Principal Balance (in EUR)	Aggregate Outstanding Principal Balance (in % of total)	Number of Contracts	Number of Contracts (in % of total)
<= 6	0.00	0.00	0	0.00
> 6 - <= 12	0.00	0.00	0	0.00
> 12 - <= 24	3,138.66	0.00	23	0.18
> 24 - <= 36	1,012,169.14	0.62	284	2.22
> 36 - <= 42	330,404.09	0.20	74	0.58
> 42 - <= 48	49,784,589.66	30.38	4,914	38.36
> 48 - <= 53	186,565.02	0.11	21	0.16
> 53	112,560,351.93	68.69	7,494	58.50
Total	163,877,218.50	100.00	12,810	100.00

WA Original Term (in months):	56.12
Min (in months):	18.00
Max (in months):	66.00



Compartment German Auto Loans 9
Monthly Investor Report

Reporting Date:	Feb 09, 2023
Payment Date:	Feb 20, 2023
Period No.:	38
Monthly Period:	Jan, 2023
Interest Period:	Jan 20, 2023 to Feb 20, 2023 = 31 days



Compartment German Auto Loans 9
Monthly Investor Report

Reporting Date:	Feb 09, 2023
Payment Date:	Feb 20, 2023
Period No.:	38
Monthly Period:	Jan, 2023
Interest Period:	Jan 20, 2023 to Feb 20, 2023 = 31 days

22. Vehicle Class
Initial Portfolio

Group	Aggregate Principal Balance (in EUR)	Aggregate Principal Balance (in % of total)	Number of Contracts	Number of Contracts (in % of total)
BMW 1 Series	100,620,211.63	10.42	6,806	14.82
BMW 2 Series	97,805,361.35	10.13	4,581	9.98
BMW 3 Series	93,928,331.59	9.73	4,963	10.81
BMW 4 Series	58,177,823.99	6.03	2,068	4.50
BMW 5 Series	100,069,708.79	10.37	4,077	8.88
BMW 6 Series	11,339,246.05	1.17	310	0.68
BMW 7 Series	13,106,697.21	1.36	342	0.74
BMW 8 Series	6,361,639.44	0.66	72	0.16
BMW X1 Series	74,436,417.62	7.71	3,512	7.65
BMW X2 Series	14,077,396.85	1.46	472	1.03
BMW X3 Series	64,922,268.21	6.73	2,365	5.15
BMW X4 Series	26,348,126.62	2.73	818	1.78
BMW X5 Series	64,043,741.81	6.64	1,611	3.51
BMW X6 Series	15,151,600.32	1.57	403	0.88
BMW X7 Series	4,670,254.36	0.48	59	0.13
BMW Z Series	12,121,842.24	1.26	371	0.81
BMW i Series	7,344,891.14	0.76	273	0.59
MINI	120,551,790.04	12.49	7,071	15.40
Non BMW Group Models (incl. Motorcycles)	46,021,460.45	4.77	2,461	5.36
Other BMW Group (incl. Motorcycles)	34,101,130.57	3.53	3,274	7.13
Total	965,199,940.28	100.00	45,909	100.00

Compartment German Auto Loans 9
Monthly Investor Report

Reporting Date:	Feb 09, 2023
Payment Date:	Feb 20, 2023
Period No.:	38
Monthly Period:	Jan, 2023
Interest Period:	Jan 20, 2023 to Feb 20, 2023 = 31 days

22. Vehicle Class
Current Portfolio

Group	Aggregate Outstanding Principal Balance (in EUR)	Aggregate Outstanding Principal Balance (in % of total)	Number of Contracts	Number of Contracts (in % of total)
BMW 1 Series	15,536,308.26	9.48	1,910	14.91
BMW 2 Series	17,644,290.83	10.77	1,425	11.12
BMW 3 Series	16,668,997.23	10.17	1,562	12.19
BMW 4 Series	11,217,755.06	6.85	666	5.20
BMW 5 Series	19,651,053.80	11.99	1,370	10.69
BMW 6 Series	2,280,509.59	1.39	104	0.81
BMW 7 Series	2,445,646.77	1.49	98	0.77
BMW 8 Series	1,269,602.04	0.77	22	0.17
BMW X1 Series	14,437,473.95	8.81	1,057	8.25
BMW X2 Series	2,311,145.31	1.41	121	0.94
BMW X3 Series	12,908,646.64	7.88	775	6.05
BMW X4 Series	4,988,406.90	3.04	277	2.16
BMW X5 Series	10,941,845.07	6.68	468	3.65
BMW X6 Series	2,735,663.76	1.67	118	0.92
BMW X7 Series	641,802.91	0.39	13	0.10
BMW Z Series	1,482,122.79	0.90	65	0.51
BMW i Series	966,814.45	0.59	62	0.48
MINI	14,321,690.09	8.74	1,509	11.78
Non BMW Group Models (incl. Motorcycles)	9,487,490.53	5.79	836	6.53
Other BMW Group (incl. Motorcycles)	1,939,952.52	1.18	352	2.75
Total	163,877,218.50	100.00	12,810	100.00

Compartment German Auto Loans 9
Monthly Investor Report

Reporting Date:	Feb 09, 2023
Payment Date:	Feb 20, 2023
Period No.:	38
Monthly Period:	Jan, 2023
Interest Period:	Jan 20, 2023 to Feb 20, 2023 = 31 days

23. Payment Type

Initial Portfolio:

Group	Aggregate Principal Balance (in EUR)	Aggregate Principal Balance (in % of total)	Number of Contracts	Number of Contracts (in % of total)
Direct debit	964,453,732.78	99.92	45,876	99.93
Self payment	746,207.50	0.08	33	0.07
Total	965,199,940.28	100.00	45,909	100.00

Current Portfolio

Group	Aggregate Outstanding Principal Balance (in EUR)	Aggregate Outstanding Principal Balance (in % of total)	Number of Contracts	Number of Contracts (in % of total)
Direct debit	161,886,293.64	98.79	12,662	98.84
Self payment	1,990,924.86	1.21	148	1.16
Total	163,877,218.50	100.00	12,810	100.00



Compartment German Auto Loans 9
Monthly Investor Report

Reporting Date:	Feb 09, 2023
Payment Date:	Feb 20, 2023
Period No.:	38
Monthly Period:	Jan, 2023
Interest Period:	Jan 20, 2023 to Feb 20, 2023 = 31 days

24. Interest Rates

Weighted Average Nominal Interest Rate (in %)		
Aggregate Principal Balance (Initial)	965,199,940.28	3.21
Aggregate Outstanding Principal Balance	163,877,218.50	3.33

Compartment German Auto Loans 9
Monthly Investor Report

Reporting Date:	Feb 09, 2023
Payment Date:	Feb 20, 2023
Period No.:	38
Monthly Period:	Jan, 2023
Interest Period:	Jan 20, 2023 to Feb 20, 2023 = 31 days

25. Credit Type

Initial Portfolio

Credit Type	Aggregate Principal Balance (in EUR)	Aggregate Principal Balance (in % of total)	Number of Contracts	Number of Contracts (in % of total)
Balloon	955,822,527.46	99.03	44,578	97.10
Equal Instalment Loan	9,377,412.82	0.97	1,331	2.90
Total	965,199,940.28	100.00	45,909	100.00

Current Portfolio

Credit Type	Aggregate Outstanding Principal Balance (in EUR)	Aggregate Outstanding Principal Balance (in % of total)	Number of Contracts	Number of Contracts (in % of total)
Balloon	163,475,486.11	99.75	12,634	98.63
Equal Instalment Loan	401,732.39	0.25	176	1.37
Total	163,877,218.50	100.00	12,810	100.00

Compartment German Auto Loans 9
Monthly Investor Report

Reporting Date:	Feb 09, 2023
Payment Date:	Feb 20, 2023
Period No.:	38
Monthly Period:	Jan, 2023
Interest Period:	Jan 20, 2023 to Feb 20, 2023 = 31 days

26. Contracts per Customer

Initial Portfolio

Group	Aggregate Principal Balance (in EUR)	Aggregate Principal Balance (in % of total)	Number of Contracts	Number of Contracts (in % of total)
1	921,754,288.49	95.50	44,267	96.42
2 - 4	38,240,172.53	3.96	1,444	3.15
5 - 7	1,924,936.44	0.20	61	0.13
8 - 10	1,163,141.38	0.12	38	0.08
> 10	2,117,401.44	0.22	99	0.22
Total	965,199,940.28	100.00	45,909	100.00

Current Portfolio

Group	Aggregate Principal Balance (in EUR)	Aggregate Principal Balance (in % of total)	Number of Contracts	Number of Contracts (in % of total)
1	161,608,318.67	98.62	12,687	99.04
2 - 4	2,268,899.83	1.38	123	0.96
5 - 7	0.00	0.00	0	0.00
8 - 10	0.00	0.00	0	0.00
> 10	0.00	0.00	0	0.00
Total	163,877,218.50	100.00	12,810	100.00

Compartment German Auto Loans 9
Monthly Investor Report

Reporting Date: Feb 09, 2023
 Payment Date: Feb 20, 2023
 Period No.: 38
 Monthly Period: Jan, 2023
 Interest Period: Jan 20, 2023 to Feb 20, 2023
 = 31 days

27. Amortisation

Initial Portfolio

Period	Principal Balance (in EUR)
	965,199,940.28
1	953,762,904.92
2	942,294,358.43
3	930,794,846.15
4	919,272,819.24
5	907,727,848.30
6	896,146,788.26
7	884,543,178.23
8	872,886,657.44
9	861,247,504.49
10	849,551,135.97
11	837,814,197.19
12	826,035,516.30
13	814,205,137.19
14	801,440,115.97
15	788,229,718.74
16	774,900,549.00
17	761,460,677.80
18	748,028,616.99
19	734,682,738.14
20	721,201,231.07
21	707,175,915.50
22	693,549,288.77
23	681,780,378.41
24	670,080,228.24
25	658,322,143.86
26	633,274,646.54
27	595,043,695.15
28	555,046,647.36
29	513,234,424.92
30	471,743,221.36

Current Portfolio

Period	Principal Balance in EUR	Reduction in EUR
	163,877,218.50	
1	155,065,803.95	8,811,414.55
2	147,164,716.25	7,901,087.70
3	138,928,386.76	8,236,329.49
4	130,235,598.34	8,692,788.42
5	121,575,595.43	8,660,002.91
6	113,243,141.33	8,332,454.10
7	104,512,818.11	8,730,323.22
8	97,375,035.41	7,137,782.70
9	95,420,408.36	1,954,627.05
10	93,367,368.00	2,053,040.36
11	91,392,463.18	1,974,904.82
12	86,013,504.74	5,378,958.44
13	76,603,010.43	9,410,494.31
14	65,400,184.66	11,202,825.77
15	54,460,882.59	10,939,302.07
16	42,785,168.18	11,675,714.41
17	31,215,782.78	11,569,385.40
18	21,000,431.69	10,215,351.09
19	9,126,261.05	11,874,170.64
20	26,529.40	9,099,731.65
21	25,680.57	848.83
22	0.00	25,680.57
23	0.00	0.00
24	0.00	0.00
25	0.00	0.00
26	0.00	0.00
27	0.00	0.00
28	0.00	0.00
29	0.00	0.00
30	0.00	0.00

Compartment German Auto Loans 9
Monthly Investor Report

Reporting Date:	Feb 09, 2023
Payment Date:	Feb 20, 2023
Period No.:	38
Monthly Period:	Jan, 2023
Interest Period:	Jan 20, 2023 to Feb 20, 2023 = 31 days

27. Amortisation

Initial Portfolio

Period	Principal Balance (in EUR)
31	428,906,833.16
32	386,952,263.28
33	344,732,464.15
34	310,907,277.28
35	305,403,946.07
36	299,800,818.25
37	294,139,125.79
38	285,543,196.72
39	272,443,111.45
40	257,398,391.79
41	242,520,808.33
42	226,413,770.31
43	211,495,982.41
44	198,064,419.84
45	182,736,350.23
46	170,121,419.92
47	166,716,760.95
48	163,125,668.17
49	159,685,664.93
50	150,299,902.95
51	133,604,943.86
52	113,877,780.24
53	94,319,037.23
54	74,433,696.89
55	54,515,381.14
56	36,741,216.75
57	16,045,752.98
58	350.43
59	0.00

Current Portfolio

Period	Principal Balance in EUR	Reduction in EUR
31	0.00	0.00
32	0.00	0.00
33	0.00	0.00
34	0.00	0.00
35	0.00	0.00
36	0.00	0.00
37	0.00	0.00
38	0.00	0.00
39	0.00	0.00
40	0.00	0.00
41	0.00	0.00
42	0.00	0.00
43	0.00	0.00
44	0.00	0.00
45	0.00	0.00
46	0.00	0.00
47	0.00	0.00
48	0.00	0.00
49	0.00	0.00
50	0.00	0.00
51	0.00	0.00
52	0.00	0.00
53	0.00	0.00
54	0.00	0.00
55	0.00	0.00
56	0.00	0.00
57	0.00	0.00
58	0.00	0.00
59	0.00	0.00

Compartment German Auto Loans 9
Monthly Investor Report

Reporting Date:	Feb 09, 2023
Payment Date:	Feb 20, 2023
Period No.:	38
Monthly Period:	Jan, 2023
Interest Period:	Jan 20, 2023 to Feb 20, 2023 = 31 days

28. Priority of Payments

All values in EUR

Available Distribution Amount	+	13,489,054.83
Taxes	-	695.50
Trustee Payment	-	0.00
Senior Expenses	-	1,116.25
Swap Net Payment	-	0.00
Class A Interest	-	136,170.00
Class B Interest	-	56,143.72
Cash Reserve	-	4,826,000.00
Principal Class A	-	8,468,929.36
Principal Class B	-	0.00
Swap Termination Event	-	0.00
Subordinated Loan Interest	-	0.00
Subordinated Loan Principal	-	0.00
Seller	-	0.00

Compartment German Auto Loans 9
Monthly Investor Report

Reporting Date:	Feb 09, 2023
Payment Date:	Feb 20, 2023
Period No.:	38
Monthly Period:	Jan, 2023
Interest Period:	Jan 20, 2023 to Feb 20, 2023 = 31 days

29. Transaction Costs

Cost Category (in EUR)	Class A	Class B	Subordinated Loan	Total
Senior Expenses				1,116.25
Interest accrued for the Period	136,170.00	56,143.72	16,560.55	208,874.27
Interest payments for the Period	136,170.00	56,143.72	0.00	192,313.72
Cumulative Interest Payments	3,364,740.00	2,100,900.48	0.00	5,465,640.48
Unpaid Interest for the Period	0.00	0.00	16,560.55	16,560.55
Cumulative Unpaid Interest	0.00	0.00	269,882.66	269,882.66

Compartment German Auto Loans 9

Monthly Investor Report

Reporting Date:	Feb 09, 2023
Payment Date:	Feb 20, 2023
Period No.:	38
Monthly Period:	Jan, 2023
Interest Period:	Jan 20, 2023 to Feb 20, 2023 = 31 days

30. Ratings

	Fitch	S&P	Moody's	DBRS
Notes - current ratings				
Class A	AAA	N/A	Aaa	N/A
Class B	N/A	N/A	N/A	N/A

			Fitch	S&P	Moody's	DBRS	Trigger Breached
Transaction Parties - current ratings							
	BMW AG	long term	N/A	A	A2	A high	no
		short term	N/A	A-1	P-1	N/A	no
Issuer Account Bank:	The Bank of New York Mellon	long term	AA+	N/A	Aa1	N/A	no
		short term	F1+	N/A	P-1	N/A	no
Swap Provider:	Skandinaviska Enskilda Banken AB	long term	AA	N/A	Aa3	N/A	no
		short term	F1+	N/A	P-1	N/A	no

			Fitch	S&P	Moody's	DBRS
Transaction Parties - required ratings						
	BMW AG	long term	BBB	N/A	Baa1	N/A
		short term	F2	N/A	P-2	N/A
Issuer Account Bank:	The Bank of New York Mellon	long term	A	N/A	A2	N/A
		short term	F1	N/A	P-1	N/A
Swap Provider:	Skandinaviska Enskilda Banken AB	long term	A	N/A	Baa1	N/A
		short term	F1	N/A	N/A	N/A

Compartment German Auto Loans 9

Monthly Investor Report

Reporting Date:	Feb 09, 2023
Payment Date:	Feb 20, 2023
Period No.:	38
Monthly Period:	Jan, 2023
Interest Period:	Jan 20, 2023 to Feb 20, 2023 = 31 days

31. Swap Counterparty Data

Swap Counterparty Data	
Swap counterparty provider	Skandinaviska Enskilda Banken AB (publ)
Swap termination event	No

Swap Data	
Swap type	Fixed floating interest rate swap
Notional amount (in EUR)	58,894,044.52
Fixed rate (in %)	-0.4440
Floating rate (Euribor in %)	1.9850
Net swap payments (in EUR) (- from SPV / + to SPV)	122,458.72