

**BMW  
GROUP**



**ROLLS-ROYCE**  
MOTOR CARS LTD

## **Bavarian Sky S.A., Compartment German Auto Loans 9**

**Monthly Investor Report - January 2022**

## Compartment German Auto Loans 9

### Monthly Investor Report

Reporting Date:	Feb 10, 2022
Payment Date:	Feb 21, 2022
Period No.:	26
Monthly Period:	Jan, 2022
Interest Period:	Jan 20, 2022 to Feb 21, 2022 = 32 days

### **Index**

1. Contact Information
2. Reporting Contact Details
3. Counterparty History & Noteworthy Transaction Events
4. Overview Dates
5. Portfolio Information
6. Reserves
7. Performance Data
8. Defaulted Amount & Recovery Amount
9. Defaulted Amount & Recovery Amount - Loan Level Data
10. Outstanding Note Balance
11. Original Principal Balance
12. Aggregate Principal Balance
13. Aggregate Outstanding Principal Balance
14. Down Payments
15. Borrower Concentration
16. Geographical Distribution
17. Car Type & Customer Group
18. Delinquencies
19. Seasoning
20. Remaining Term
21. Original Term
22. Vehicle Class
23. Payment Type
24. Interest Rates
25. Credit Type
26. Contracts per Customer
27. Amortisation
28. Priority of Payments
29. Transaction Costs
30. Ratings
31. Swap Counterparty Data

## Compartment German Auto Loans 9

### Monthly Investor Report

Reporting Date:	Feb 10, 2022
Payment Date:	Feb 21, 2022
Period No.:	26
Monthly Period:	Jan, 2022
Interest Period:	Jan 20, 2022 to Feb 21, 2022 = 32 days

## **1. Contact Information**

### **Transaction Parties**

**Issuer:** **Bavarian Sky S.A.**  
Acting in respect of its Compartment German Auto Loans 9  
287-289 route d'Arlon  
L-1150 Luxembourg  
Luxembourg  
Attn.: The Directors  
LU-BavarianSky@intertrustgroup.com  
+352 26 56 31 71

**Corporate Administrator:** **Intertrust (Luxembourg) S.à r.l.**  
6, Rue Eugène Ruppert  
L-2453 Luxembourg  
Luxembourg  
Attn.: BUO - Capital Markets  
LU-BavarianSky@intertrustgroup.com  
+352 26 44 91

**Originator/Servicer:** **BMW Bank GmbH**  
Lilienthalallee 26  
80939 Munich  
Germany  
Attn.: ABS Servicing Team  
abs.bmwgroup@bmw.de

**Compartment German Auto Loans 9**  
**Monthly Investor Report**

Reporting Date:	Feb 10, 2022
Payment Date:	Feb 21, 2022
Period No.:	26
Monthly Period:	Jan, 2022
Interest Period:	Jan 20, 2022 to Feb 21, 2022 = 32 days

**1. Contact Information****Transaction Parties****Calculation Agent/Paying Agent/****The Bank of New York Mellon**

One Canada Square  
E14 5AL London  
United Kingdom  
Attn.: Corporate Trust Administration  
BNYM.Structured.Finance.Team.8@bnymellon.com

**Trustee:****BNY MELLON CORPORATE TRUSTEE SERVICES LIMITED**

One Canada Square  
E14 5AL London  
United Kingdom  
Attn.: Corporate Trust Administration  
BNYM.Structured.Finance.Team.2@bnymellon.com

**Issuer Account Bank:****The Bank of New York Mellon**

Friedrich-Ebert-Anlage 49, Messeturm  
60327 Frankfurt am Main  
Germany  
Attn.: Corporate Trust Administration  
BNYM.Structured.Finance.Team.8@bnymellon.com

## Compartment German Auto Loans 9

### Monthly Investor Report

Reporting Date:	Feb 10, 2022
Payment Date:	Feb 21, 2022
Period No.:	26
Monthly Period:	Jan, 2022
Interest Period:	Jan 20, 2022 to Feb 21, 2022 = 32 days

## **1. Contact Information**

### **Transaction Parties**

#### **Data Trustee:**

**The Bank of New York Mellon**  
Friedrich-Ebert-Anlage 46, Messeturm  
60327 Frankfurt am Main  
Germany  
Attn.: Corporate Trust Administration  
BNYM.Structured.Finance.Team.8@bnymellon.com

#### **Swap Counterparty:**

**Skandinaviska Enskilda Banken AB**  
Kungsträdgårdsgatan 8  
SE-106 40 Stockholm  
Sweden  
peter.frank@seb.de / ABSGermany@seb.de

#### **Rating Agencies:**

**Fitch Ratings Ltd**  
30 North Colonnade, Canary Wharf  
E14 5GN London  
United Kingdom  
ABSsurveillance@fitchratings.com

**MOODY'S INVESTORS SERVICE ESPAÑA SA**  
Principe de Vergara, 131 - 6 floor  
28002 Madrid  
Spain  
monitor.abs@moodys.com

**Compartment German Auto Loans 9**  
**Monthly Investor Report**

Reporting Date:	Feb 10, 2022
Payment Date:	Feb 21, 2022
Period No.:	26
Monthly Period:	Jan, 2022
Interest Period:	Jan 20, 2022 to Feb 21, 2022 = 32 days

**2. Reporting Contact Details****Contact for Servicer Report (Portfolio related information in Investor Report)****Contact for Investor Reporting:****BMW Bank GmbH**

Lilienthalallee 26  
80939 Munich  
Germany  
Attn.: ABS Servicing Team  
abs.bmwgroup@bmw.de

**Calculation Agent:****The Bank of New York Mellon**

One Canada Square  
E14 5AL London  
United Kingdom  
Attn. Corporate Trust Administration  
BNYM.Structured.Finance.Team.8@bnymellon.com



**Compartment German Auto Loans 9**  
**Monthly Investor Report**

Reporting Date:	Feb 10, 2022
Payment Date:	Feb 21, 2022
Period No.:	26
Monthly Period:	Jan, 2022
Interest Period:	Jan 20, 2022 to Feb 21, 2022 = 32 days

**3. Counterparty History & Notheworthy Transaction Events**

**Counterparty History (to be added if applicable)**

None.

**Noteworthy Transaction Events (to be added if applicable)**

None.



**Compartment German Auto Loans 9**  
**Monthly Investor Report**

Reporting Date:	Feb 10, 2022
Payment Date:	Feb 21, 2022
Period No.:	26
Monthly Period:	Jan, 2022
Interest Period:	Jan 20, 2022 to Feb 21, 2022 = 32 days

**4. Overview Dates**

<b>Initial Cut-Off Date:</b>	30/11/2019		
<b>Issue Date:</b>	01/12/2019	<b>Legal Maturity Date:</b>	20/12/2026
<b>Reporting Date</b>	10/02/2022		
<b>Investor Reporting Date</b>	17/02/2022		
<b>Interest Determination Date</b>	18/01/2022		
<b>Reporting Frequency:</b>	monthly		
<b>Monthly Period No. (since Issue Date):</b>	26	<b>(since Issue Date)</b>	
<b>Payment Date:</b>	21/02/2022		
<b>Next Payment Date</b>	21/03/2022		
<b>Monthly Period:</b>	01/01/2022	<b>until</b>	31/01/2022



**Compartment German Auto Loans 9**  
**Monthly Investor Report**

Reporting Date:	Feb 10, 2022
Payment Date:	Feb 21, 2022
Period No.:	26
Monthly Period:	Jan, 2022
Interest Period:	Jan 20, 2022 to Feb 21, 2022 = 32 days

**5. Portfolio Information**

	current period	prior period
<b>Outstanding receivables (in EUR)</b>	<b>Aggregate outstanding principal balance</b>	<b>Aggregate outstanding principal balance</b>
<b>Beginning of period</b>	464,812,419.16	481,115,237.35
Scheduled principal payments	14,666,409.67	8,417,625.05
Prepayment* principal	7,088,788.99	7,101,323.88
Prepayments* number of contracts	438	437
Repurchases* principal	1,297,921.53	723,827.20
Repurchases* number of contracts	62	40
<b>Total principal collections</b>	23,053,120.19	16,242,776.13
<b>Total interest collections</b>	1,207,362.77	1,253,694.41
<b>Defaulted Amounts</b>	231.570,83	192,311.14
<b>Recoveries</b>	47,508.76	132,269.08
<b>Late Recoveries</b>	4,456.34	27,331.23
<b>End of Period</b>	441,575,236.90	464,812,419.16
Current prepayment rate (annualised) in %	17.34	16.61

\* Prepayments are defined as all contracts that are early settled by the borrower and repurchases are defined as all contracts that are repurchased due to modification of contract.

## Compartment German Auto Loans 9

### Monthly Investor Report

Reporting Date:	Feb 10, 2022
Payment Date:	Feb 21, 2022
Period No.:	26
Monthly Period:	Jan, 2022
Interest Period:	Jan 20, 2022 to Feb 21, 2022 = 32 days

## 6. Reserves

Cash Reserve	in EUR
Outstanding cash reserve beginning of period	4,826,000.00
Interest on cash reserve - previous period	0.00
Required cash reserve	4,826,000.00
Outstanding cash reserve end of period	4,826,000.00

Triggers*						
Reserves	Required Rating BMW AG					Trigger Breach
		Fitch	S&P	Moody's	DBRS	
Commingling Reserve	Long Term	BBB	N/A	Baa1	N/A	no
	Short Term	F2	N/A	P-2	N/A	no

\* Breach of one of these triggers in conjunction with any other event as set out in the Servicing Agreement and/or the Receivables Purchase Agreement will oblige BMW Bank GmbH to post additional cash collateral or change the sweep frequency (from the collections account to the issuer account) from monthly to daily. The Reserves will be adjusted on a monthly basis and shall be deposited in the Issuer Account and exclusively reserved to cover risks.

Current Rating BMW AG				
	Fitch	S&P	Moody's	DBRS
Long Term	N/A	A	A2	A high
Short Term	N/A	A-1	P-1	N/A

Commingling Reserve	in EUR
Outstanding Commingling Reserve end of period	0.00

## Compartment German Auto Loans 9

### Monthly Investor Report

Reporting Date:	Feb 10, 2022
Payment Date:	Feb 21, 2022
Period No.:	26
Monthly Period:	Jan, 2022
Interest Period:	Jan 20, 2022 to Feb 21, 2022 = 32 days

## 7. Performance Data

### Aggregate outstanding notes balance

Beginning of period (in EUR)	424,551,521.50
End of period (in EUR)	400,457,786.51

### Ratios

#### 31- 60 days past due

	(in EUR)	(in %)
31- 60 days past due period before previous period	465,776.32	0.10
31- 60 days past due previous period	377,618.92	0.08
31- 60 days past due current period	463,118.31	0.10

#### 61- 90 days past due

	(in EUR)	(in %)
61- 90 days past due period before previous period	344,681.48	0.07
61- 90 days past due previous period	191,809.41	0.04
61- 90 days past due current period	244,720.87	0.06

#### Cumulative net loss ratio

	Current ratio
Cumulative net loss ratio (in %)	0.19

### Performance data

Number of contracts being 31 - 60 days delinquent	25
Number of contracts being 61 - 90 days delinquent	13
Balance of contracts being 31 - 60 days delinquent (in EUR)	463,118.31
Balance of contracts being 61 - 90 days delinquent (in EUR)	244,720.87
Defaulted amounts (in EUR)	231,570.83
Cumulative defaulted amounts (in EUR)	4,174,709.58
Recoveries (in EUR)	47,508.76
Cumulative recoveries (in EUR)	2,323,046.25

# Compartment German Auto Loans 9

## Monthly Investor Report

Reporting Date:	Feb 10, 2022
Payment Date:	Feb 21, 2022
Period No.:	26
Monthly Period:	Jan, 2022
Interest Period:	Jan 20, 2022 to Feb 21, 2022 = 32 days

### 8. Defaulted Amount & Recovery Amount

(as at end of Monthly Period)

Collection Period	No. of Defaulted Agreements in Collection Period	Defaulted Amount in Collection Period (in EUR)	Cumulative Defaulted Amount since Initial Cut-Off Date (in EUR)	Cumulative Amount of Purchased Receivables (in EUR)	Cumulative Default Ratio (in %)	Recovery Amount in Collection Period (in EUR)	Cumulative Recoveries since Initial Cut-Off Date (in EUR)	Cumulative Net Losses (in EUR)	Cumulative Net Loss Ratio (in %)
Nov - 19	0	n/a	n/a	965,199,940.28	n/a	n/a	n/a	n/a	n/a
Dec - 19	3	12.34	12.34	965,199,940.28	0.00	0.00	0.00	12.34	0.00
Jan - 20	5	27.11	39.45	965,199,940.28	0.00	0.00	0.00	39.45	0.00
Feb - 20	6	27.85	67.30	965,199,940.28	0.00	0.00	0.00	67.30	0.00
Mar - 20	7	153,413.80	153,481.10	965,199,940.28	0.02	95,170.61	95,170.61	58,310.49	0.01
Apr - 20	12	175,996.04	329,477.14	965,199,940.28	0.03	100,323.67	195,494.28	133,982.86	0.01
May - 20	8	93,330.81	422,807.95	965,199,940.28	0.04	56,837.71	252,331.99	170,475.96	0.02
June - 20	10	118,427.77	541,235.72	965,199,940.28	0.06	73,759.34	326,091.33	215,144.39	0.02
July - 20	17	158,143.94	699,379.66	965,199,940.28	0.07	61,076.52	387,167.85	312,211.81	0.03
Aug - 20	11	162,443.95	861,823.61	965,199,940.28	0.09	90,753.07	477,920.92	383,902.69	0.04
Sept - 20	11	304,519.49	1,166,343.10	965,199,940.28	0.12	221,177.60	699,098.52	467,244.58	0.05
Oct - 20	12	159,724.95	1,326,068.05	965,199,940.28	0.14	90,774.67	789,873.19	536,194.86	0.06
Nov - 20	15	256,156.31	1,582,224.36	965,199,940.28	0.16	135,603.84	925,477.03	656,747.33	0.07
Dec - 20	11	227,543.13	1,809,767.49	965,199,940.28	0.19	143,488.83	1,068,965.86	740,801.63	0.08
Jan - 21	14	226,433.31	2,036,200.80	965,199,940.28	0.21	69,267.48	1,138,233.34	897,967.46	0.09
Feb - 21	12	54,392.68	2,090,593.48	965,199,940.28	0.22	40,822.83	1,179,056.17	911,537.31	0.09
Mar - 21	15	261,684.44	2,352,277.92	965,199,940.28	0.24	92,653.32	1,271,709.49	1,080,568.43	0.11
Apr - 21	20	296,240.56	2,648,518.48	965,199,940.28	0.27	170,444.56	1,442,154.05	1,206,364.43	0.12
May - 21	16	219,912.26	2,868,430.74	965,199,940.28	0.30	83,002.87	1,525,156.92	1,343,273.82	0.14
June - 21	12	77,011.97	2,945,442.71	965,199,940.28	0.31	59,168.72	1,584,325.64	1,361,117.07	0.14
July - 21	21	237,571.08	3,183,013.79	965,199,940.28	0.33	158,658.65	1,742,984.29	1,440,029.50	0.15
Aug - 21	14	148,293.72	3,331,307.51	965,199,940.28	0.35	142,090.90	1,885,075.19	1,446,232.32	0.15
Sept - 21	15	146,440.12	3,477,747.63	965,199,940.28	0.36	124,036.64	2,009,111.83	1,468,635.80	0.15
Oct - 21	6	107,987.44	3,585,735.07	965,199,940.28	0.37	72,817.43	2,081,929.26	1,503,805.81	0.16
Nov - 21	14	165,092.54	3,750,827.61	965,199,940.28	0.39	61,339.15	2,143,268.41	1,607,559.20	0.17
Dec - 21	12	192,311.14	3,943,138.75	965,199,940.28	0.41	132,269.08	2,275,537.49	1,667,601.26	0.17
Jan - 22	18	231,570.83	4,174,709.58	965,199,940.28	0.43	47,508.76	2,323,046.25	1,851,663.33	0.19

# Compartment German Auto Loans 9

## Monthly Investor Report

Reporting Date: Feb 10, 2022  
 Payment Date: Feb 21, 2022  
 Period No.: 26  
 Monthly Period: Jan, 2022  
 Interest Period: Jan 20, 2022 to Feb 21, 2022  
 = 32 days

### 9. Defaulted Amount & Recovery Amount - Loan Level Data

Applicable only if loans have defaulted. Does not include defaulted amounts less than 10 EUR.

	Month / Year of Default	Month / Year of Loan Origination	Initial Principal Balance (in EUR)	Principal Balance of Loan at Default (in EUR)	Recovery Total (in EUR)	Principal Balance End of Period (in EUR)	Object Type (new / used)	Vehicle Series	Customer Type (private / commercial)	Out of Deal (Month / Year)
1	Mar - 20	Sept - 19	32.175.10	32.175.10	22.414.50	9.760.60	Used	X1 Series	Private	
2	Mav - 20	Sept - 19	58.060.18	56.889.63	31.314.84	25.574.79	New	X5 Series	Commercial	
3	June - 20	Julv - 19	36.448.71	36.058.57	22.808.36	13.250.21	Used	Non BMW Group (incl. Motorcycles)	Commercial	
4	June - 20	Aua - 19	29.280.83	29.008.14	19.842.04	9.166.10	Used	2 Series	Private	
5	June - 20	Feb - 19	14.826.89	14.826.89	9.699.72	5.127.17	Used	1 Series	Commercial	
6	Julv - 20	Feb - 19	58.989.71	58.989.71	0.00	59.166.68	Used	Non BMW Group (incl. Motorcycles)	Private	
7	Julv - 20	Mav - 19	48.723.23	48.697.23	30.400.59	18.296.64	New	X4 Series	Commercial	
8	Julv - 20	Aua - 19	13.075.95	12.874.98	5.937.03	6.937.95	Used	X1 Series	Commercial	
9	Aua - 20	Sept - 19	22.767.62	20.895.84	20.895.84	0.00	Used	3 Series	Private	
10	Aua - 20	Mar - 19	43.693.37	43.693.37	0.00	43.693.37	Used	5 Series	Commercial	
11	Aua - 20	Apr - 19	44.042.01	43.541.00	34.374.56	9.166.44	New	Z Series	Commercial	
12	Sept - 20	Mar - 19	89.495.64	85.137.29	46.081.12	39.056.17	Used	7 Series	Commercial	
13	Sept - 20	Julv - 19	23.401.77	5.776.68	5.776.68	0.00	Used	3 Series	Private	
14	Sept - 20	Julv - 19	13.234.09	10.500.96	10.500.96	0.00	Used	2 Series	Commercial	
15	Sept - 20	Sept - 19	82.802.13	79.940.70	65.886.99	14.053.71	New	8 Series	Commercial	
16	Oct - 20	Julv - 19	5.280.68	4.494.82	4.494.82	0.00	Used	Non BMW Group (incl. Motorcycles)	Private	
17	Oct - 20	Apr - 19	16.709.18	15.137.60	15.137.60	0.00	Used	1 Series	Commercial	
18	Oct - 20	Julv - 19	27.386.65	4.655.63	0.00	4.655.63	New	1 Series	Private	
19	Oct - 20	Aua - 19	33.958.13	17.385.88	17.385.88	0.00	New	3 Series	Private	
20	Nov - 20	Aua - 19	13.081.40	11.658.76	11.658.76	0.00	Used	Z Series	Private	
21	Nov - 20	Mar - 19	83.748.84	79.398.76	79.398.76	0.00	New	X5 Series	Private	
22	Nov - 20	Sept - 19	4.843.57	3.130.94	3.130.94	0.00	Used	5 Series	Commercial	
23	Nov - 20	Aua - 19	43.057.67	40.142.81	34.451.97	5.690.84	New	Z Series	Private	
24	Nov - 20	Mar - 19	29.496.03	26.116.80	20.683.32	5.433.48	Used	Z Series	Commercial	
25	Nov - 20	Apr - 19	40.306.53	35.478.03	24.412.05	11.122.79	Used	X5 Series	Commercial	
26	Dec - 20	Aua - 19	67.200.76	66.143.67	0.00	66.143.67	New	5 Series	Commercial	
27	Dec - 20	Apr - 19	21.826.30	20.852.26	20.852.26	0.00	Used	2 Series	Private	
28	Dec - 20	Sept - 19	42.203.90	38.089.88	29.741.38	8.348.50	Used	X6 Series	Commercial	
29	Jan - 21	Feb - 19	22.509.18	21.650.83	10.963.30	10.687.53	Used	5 Series	Commercial	
30	Jan - 21	Apr - 19	46.154.83	40.118.96	2.712.62	37.406.34	New	2 Series	Private	
31	Jan - 21	Aua - 19	25.378.58	24.398.11	0.00	24.398.11	Used	3 Series	Private	
32	Jan - 21	Sept - 19	34.809.52	33.124.18	14.267.97	18.856.21	New	2 Series	Commercial	
33	Jan - 21	Aua - 19	46.478.82	44.164.58	22.227.67	21.936.91	New	3 Series	Commercial	
34	Jan - 21	June - 19	6.623.64	5.917.47	0.00	5.917.47	Used	1 Series	Private	
35	Jan - 21	Sept - 19	57.208.17	51.455.14	51.455.14	0.00	New	2 Series	Commercial	
36	Feb - 21	Aua - 19	15.821.81	2.367.93	2.367.93	0.00	Used	1 Series	Private	
37	Feb - 21	Aua - 19	13.305.89	11.652.68	9.183.80	2.468.88	Used	X1 Series	Commercial	

# Compartment German Auto Loans 9

## Monthly Investor Report

Reporting Date: Feb 10, 2022  
 Payment Date: Feb 21, 2022  
 Period No.: 26  
 Monthly Period: Jan, 2022  
 Interest Period: Jan 20, 2022 to Feb 21, 2022  
 = 32 days

### 9. Defaulted Amount & Recovery Amount - Loan Level Data

Applicable only if loans have defaulted. Does not include defaulted amounts less than 10 EUR.

	Month / Year of Default	Month / Year of Loan Origination	Initial Principal Balance (in EUR)	Principal Balance of Loan at Default (in EUR)	Recovery Total (in EUR)	Principal Balance End of Period (in EUR)	Object Type (new / used)	Vehicle Series	Customer Type (private / commercial)	Out of Deal (Month / Year)
38	Feb - 21	June - 19	14.198.10	12.854.80	10.619.91	2.234.89	New	MINI	Private	
39	Mar - 21	Aug - 19	24.424.84	21.651.38	12.874.93	8.776.45	Used	X4 Series	Commercial	
40	Mar - 21	Aug - 19	15.543.59	14.097.10	10.467.05	3.673.13	Used	Non BMW Group (incl. Motorcycles)	Commercial	
41	Mar - 21	Mar - 19	11.597.42	7.199.12	5.217.52	1.981.60	Used	5 Series	Private	
42	Mar - 21	Jan - 19	55.330.88	47.918.12	21.675.89	26.242.23	Used	Non BMW Group (incl. Motorcycles)	Commercial	
43	Mar - 21	Feb - 19	93.330.49	87.721.57	60.879.63	26.841.94	New	Non BMW Group (incl. Motorcycles)	Commercial	
44	Mar - 21	Sept - 19	9.856.76	5.485.42	5.485.42	0.00	Used	1 Series	Private	
45	Apr - 21	Apr - 19	19.260.34	16.963.93	211.13	16.752.80	Used	5 Series	Private	
46	Apr - 21	Julv - 19	29.584.05	27.773.40	26.400.00	1.373.40	New	X2 Series	Private	
47	Apr - 21	June - 19	20.390.96	18.954.26	739.32	18.214.94	Used	Non BMW Group (incl. Motorcycles)	Private	
48	Apr - 21	Mav - 19	31.865.87	26.680.33	21.633.00	5.047.33	Used	4 Series	Private	
49	Apr - 21	Sept - 19	11.443.46	8.673.71	7.384.75	1.288.96	Used	2 Series	Private	
50	Apr - 21	Sept - 19	36.503.69	31.043.07	15.222.04	15.821.03	New	2 Series	Commercial	
51	Apr - 21	Aug - 19	26.465.38	21.699.57	2.715.00	18.984.57	Used	7 Series	Private	
52	Apr - 21	Apr - 19	69.590.00	63.256.22	37.815.13	25.441.09	New	X6 Series	Commercial	
53	Mav - 21	Feb - 19	12.848.17	11.539.54	6.655.10	4.884.44	Used	MINI	Commercial	
54	Mav - 21	Mav - 19	35.004.68	28.611.52	17.095.30	11.806.71	Used	X1 Series	Commercial	
55	Mav - 21	Julv - 19	14.861.80	11.192.56	0.00	11.192.56	Used	1 Series	Private	
56	Mav - 21	Sept - 19	39.948.01	17.817.44	-127.94	17.945.38	New	X3 Series	Commercial	
57	Mav - 21	Mar - 19	33.519.75	13.101.57	-113.45	13.215.02	New	X1 Series	Commercial	
58	Mav - 21	Mar - 19	27.300.11	23.321.92	23.321.92	0.00	Used	7 Series	Private	
59	Mav - 21	Sept - 19	66.895.58	45.983.65	13.500.00	32.483.65	New	4 Series	Commercial	
60	Mav - 21	Mar - 19	19.017.36	5.770.09	1.840.55	3.929.54	Used	X1 Series	Commercial	
61	Mav - 21	Mav - 19	28.906.72	23.592.17	23.592.17	0.00	Used	5 Series	Commercial	
62	June - 21	Mav - 19	13.009.54	11.589.61	11.589.61	0.00	New	1 Series	Private	
63	June - 21	Feb - 19	14.962.58	12.866.81	9.143.99	3.722.82	Used	5 Series	Private	
64	June - 21	Mav - 19	28.010.53	24.678.15	13.865.55	10.812.60	New	X1 Series	Commercial	
65	June - 21	Julv - 19	20.765.47	18.626.75	15.044.72	3.740.63	New	MINI	Commercial	
66	Julv - 21	Sept - 19	18.466.63	16.148.71	8.736.99	7.411.72	New	Non BMW Group (incl. Motorcycles)	Commercial	
67	Julv - 21	Mar - 19	35.258.64	29.010.61	17.541.62	11.468.99	Used	X4 Series	Commercial	
68	Julv - 21	Apr - 19	26.916.85	23.731.31	23.731.31	0.00	Used	5 Series	Private	
69	Julv - 21	Mar - 19	12.686.40	10.306.77	7.254.74	3.052.03	Used	MINI	Private	
70	Julv - 21	Aug - 19	8.965.82	7.804.20	-352.23	8.156.43	Used	Other BMW Group	Private	
71	Aug - 21	Julv - 19	19.254.68	12.192.08	12.192.08	0.00	Used	2 Series	Private	
72	Aug - 21	Mav - 19	52.679.69	42.247.86	34.817.41	7.430.45	New	X6 Series	Commercial	
73	Aug - 21	Apr - 19	11.933.06	9.972.69	9.972.69	0.00	Used	1 Series	Private	
74	Aug - 21	Mar - 19	14.851.66	13.933.14	13.933.14	0.00	New	2 Series	Private	

# Compartment German Auto Loans 9

## Monthly Investor Report

Reporting Date: Feb 10, 2022  
 Payment Date: Feb 21, 2022  
 Period No.: 26  
 Monthly Period: Jan, 2022  
 Interest Period: Jan 20, 2022 to Feb 21, 2022  
 = 32 days

### 9. Defaulted Amount & Recovery Amount - Loan Level Data

Applicable only if loans have defaulted. Does not include defaulted amounts less than 10 EUR.

	Month / Year of Default	Month / Year of Loan Origination	Initial Principal Balance (in EUR)	Principal Balance of Loan at Default (in EUR)	Recovery Total (in EUR)	Principal Balance End of Period (in EUR)	Object Type (new / used)	Vehicle Series	Customer Type (private / commercial)	Out of Deal (Month / Year)
75	Sept - 21	Sept - 19	18.466.62	16.319.55	6.820.87	9.498.68	New	Non BMW Group (incl. Motorcycles)	Commercial	
76	Sept - 21	Mar - 19	18.890.39	15.464.68	15.464.68	0.00	New	MINI	Private	
77	Sept - 21	Apr - 19	21.745.76	16.297.80	14.876.24	1.421.56	Used	5 Series	Private	
78	Sept - 21	Julv - 19	7.735.55	3.970.87	3.970.87	0.00	Used	1 Series	Private	
79	Sept - 21	Feb - 19	12.176.17	3.015.74	2.654.27	361.47	Used	5 Series	Commercial	
80	Sept - 21	June - 19	15.547.41	11.663.85	11.663.85	0.00	Used	Non BMW Group (incl. Motorcycles)	Private	
81	Sept - 21	June - 19	34.279.82	29.692.50	25.183.67	4.508.83	Used	X5 Series	Commercial	
82	Oct - 21	June - 19	46.284.58	44.348.18	44.348.18	0.00	New	X4 Series	Private	
83	Oct - 21	Mav - 19	24.430.39	20.773.91	20.773.91	0.00	Used	3 Series	Private	
84	Oct - 21	Mar - 19	26.545.05	25.882.54	25.882.54	0.00	New	3 Series	Commercial	
85	Oct - 21	Julv - 19	19.466.70	14.774.90	14.774.90	0.00	Used	3 Series	Private	
86	Nov - 21	Mar - 19	24.321.38	8.567.00	-41.64	8.608.64	New	2 Series	Private	
87	Nov - 21	Apr - 19	15.619.87	12.872.33	0.00	12.872.33	Used	2 Series	Private	
88	Nov - 21	Mav - 19	57.368.13	49.632.49	0.00	49.632.49	New	2 Series	Private	
89	Nov - 21	Aua - 19	30.784.32	25.888.36	18.973.08	6.915.28	New	MINI	Private	
90	Nov - 21	Apr - 19	31.402.98	23.272.80	0.00	23.272.80	Used	7 Series	Commercial	
91	Nov - 21	Julv - 19	35.665.58	28.292.51	28.292.51	0.00	Used	7 Series	Commercial	
92	Dec - 21	Apr - 19	35.694.93	29.043.44	29.043.44	0.00	Used	4 Series	Commercial	
93	Dec - 21	Jan - 19	65.330.21	46.054.99	34.537.82	11.517.17	New	5 Series	Commercial	
94	Dec - 21	Julv - 19	9.792.73	6.678.60	4.300.00	2.378.60	Used	3 Series	Private	
95	Dec - 21	Mav - 19	10.724.93	721.06	305.70	415.36	Used	3 Series	Private	
96	Dec - 21	Sept - 19	45.301.17	39.092.63	19.828.05	19.264.58	New	5 Series	Commercial	
97	Dec - 21	Aua - 19	14.996.40	11.750.02	8.400.00	3.350.02	Used	MINI	Private	
98	Dec - 21	Aua - 19	25.404.73	22.367.86	0.00	22.367.86	Used	X5 Series	Commercial	
99	Dec - 21	Sept - 19	16.276.86	11.362.52	11.114.55	247.97	Used	1 Series	Commercial	
100	Jan - 22	Mar - 19	96.087.06	84.390.78	0.00	84.390.78	New	8 Series	Commercial	
101	Jan - 22	June - 19	53.405.98	45.779.32	45.281.93	497.39	New	4 Series	Private	
102	Jan - 22	June - 19	27.105.51	22.748.11	0.00	22.748.11	Used	3 Series	Private	
103	Jan - 22	Mav - 19	10.650.84	5.523.98	0.00	5.523.98	Used	Non BMW Group (incl. Motorcycles)	Commercial	
104	Jan - 22	Mav - 19	16.687.82	2.388.67	0.00	2.388.67	New	Non BMW Group (incl. Motorcycles)	Commercial	
105	Jan - 22	June - 19	8.689.18	7.795.60	0.00	7.795.60	Used	Other BMW Group	Commercial	
106	Jan - 22	Julv - 19	63.574.72	60.434.01	0.00	60.434.01	New	X5 Series	Commercial	
107	Jan - 22	June - 19	6.772.11	237.20	0.00	237.20	Used	1 Series	Private	
108	Mar - 20	Julv - 19	121.205.04	121.205.04	72.663.64	48.541.40	New	7 Series	Commercial	June - 20
109	Apr - 20	June - 19	40.510.75	40.510.75	23.133.40	17.377.35	Used	6 Series	Commercial	June - 20
110	Apr - 20	June - 19	21.050.74	20.419.23	14.186.39	6.232.84	Used	1 Series	Private	July - 20
111	Mav - 20	Mar - 19	36.893.14	36.111.62	27.506.46	8.605.16	New	X1 Series	Private	Aug - 20

# Compartment German Auto Loans 9

## Monthly Investor Report

Reporting Date: Feb 10, 2022  
 Payment Date: Feb 21, 2022  
 Period No.: 26  
 Monthly Period: Jan, 2022  
 Interest Period: Jan 20, 2022 to Feb 21, 2022  
 = 32 days

### 9. Defaulted Amount & Recovery Amount - Loan Level Data

Applicable only if loans have defaulted. Does not include defaulted amounts less than 10 EUR.

	Month / Year of Default	Month / Year of Loan Origination	Initial Principal Balance (in EUR)	Principal Balance of Loan at Default (in EUR)	Recovery Total (in EUR)	Principal Balance End of Period (in EUR)	Object Type (new / used)	Vehicle Series	Customer Type (private / commercial)	Out of Deal (Month / Year)
112	Aua - 20	Mar - 19	28.821.23	1.257.04	532.55	724.49	Used	X3 Series	Commercial	Aug - 20
113	June - 20	Aua - 19	36.524.43	36.197.09	20.755.01	15.442.08	Used	X5 Series	Commercial	Sept - 20
114	Julv - 20	June - 19	34.397.12	33.113.60	22.548.80	10.564.80	Used	X3 Series	Private	Oct - 20
115	Aua - 20	Mav - 19	24.414.97	23.615.16	15.400.11	8.215.05	Used	4 Series	Commercial	Oct - 20
116	Aua - 20	Mav - 19	27.796.57	26.883.56	23.186.91	3.696.65	Used	X4 Series	Commercial	Nov - 20
117	Sept - 20	Mav - 19	46.648.95	41.086.12	36.530.06	4.556.06	New	X5 Series	Commercial	Nov - 20
118	Sept - 20	Mar - 19	16.613.12	14.236.01	12.784.24	1.451.77	Used	X1 Series	Commercial	Dec - 20
119	Sept - 20	Aua - 19	66.528.08	65.485.30	56.864.55	8.620.75	New	7 Series	Commercial	Dec - 20
120	Oct - 20	Mav - 19	64.893.84	62.188.11	36.149.26	26.038.85	Used	X6 Series	Commercial	Dec - 20
121	Oct - 20	Mav - 19	46.113.15	45.413.19	40.141.22	5.271.97	New	X3 Series	Private	Dec - 20
122	Apr - 20	Mar - 19	118.026.91	115.010.49	76.996.71	38.013.78	New	8 Series	Private	Feb - 21
123	Nov - 20	Aua - 19	13.937.36	6.447.26	2.399.69	4.047.57	Used	3 Series	Private	Feb - 21
124	Nov - 20	Julv - 19	14.098.80	13.133.19	7.770.69	5.362.50	Used	1 Series	Private	Feb - 21
125	Feb - 21	Jan - 19	10.650.71	1.198.45	396.98	801.47	Used	Non BMW Group (incl. Motorcycles)	Private	Feb - 21
126	Dec - 20	Aua - 19	16.244.75	14.218.63	13.515.46	703.17	Used	1 Series	Private	Mar - 21
127	Feb - 21	Mav - 19	19.938.51	18.459.15	13.642.85	4.816.30	Used	4 Series	Commercial	June - 21
128	Mar - 21	Julv - 19	17.400.75	15.486.20	9.064.27	6.421.93	Used	MINI	Commercial	June - 21
129	Mar - 21	Mav - 19	34.901.91	32.516.93	26.749.39	5.767.54	New	X1 Series	Private	June - 21
130	Apr - 21	June - 19	16.203.31	14.948.02	12.863.26	2.084.76	Used	2 Series	Private	June - 21
131	Apr - 21	Mav - 19	16.198.62	13.085.34	11.287.20	1.798.14	Used	MINI	Private	June - 21
132	Nov - 20	Aua - 19	36.224.37	33.038.32	27.587.81	5.450.51	New	1 Series	Commercial	July - 21
133	Apr - 21	Feb - 19	23.241.81	19.496.67	15.574.39	3.985.12	Used	X3 Series	Commercial	July - 21
134	Apr - 21	Julv - 19	34.788.75	31.305.78	25.832.47	5.473.31	Used	X5 Series	Commercial	Sept - 21
135	Mav - 21	Aua - 19	15.409.14	14.221.82	7.617.06	6.604.76	Used	5 Series	Private	Sept - 21
136	Julv - 21	Sept - 19	43.227.90	36.600.22	31.668.92	4.931.30	Used	X5 Series	Commercial	Sept - 21
137	Julv - 21	Mar - 19	113.668.34	97.238.45	54.857.18	42.381.27	New	8 Series	Commercial	Sept - 21
138	Sept - 21	Aua - 19	13.097.33	10.554.91	9.870.41	684.50	Used	Other BMW Group	Commercial	Dec - 21



**Compartment German Auto Loans 9**  
**Monthly Investor Report**

Reporting Date:	Feb 10, 2022
Payment Date:	Feb 21, 2022
Period No.:	26
Monthly Period:	Jan, 2022
Interest Period:	Jan 20, 2022 to Feb 21, 2022 = 32 days

**10. Outstanding Note Balance**

<b>1. Note Balance</b>	<b>All Notes</b>	<b>Class A</b>	<b>Class B</b>
<b>Initial Note Information</b>			
ISIN code		XS2074662805	XS2074667192
Currency		EUR	EUR
Legal final maturity		Dec 2026	Dec 2026
Rating (Fitch   Moody's   S&P   DBRS)		AAA   Aaa   N/A   N/A	N/A
Initial notes aggregate principal outstanding balance in EUR	965,200,000.00	900,000,000.00	65,200,000.00
Nominal amount per note in EUR		100,000.00	100,000.00
Initial number of notes per class in EUR		9,000	652
<b>Current Note Information</b>			
Notes aggregate principal outstanding balance in EUR - BoP	424,551,521.50	359,351,521.50	65,200,000.00
Available distribution amount in EUR	29,090,939.30		
Redemption per class in EUR		24,093,734.99	0,00
Redemption per note in EUR		2,677.08	0.00
Notes aggregate principal outstanding balance in EUR - EoP	400,457,786.51	335,257,786.51	65,200,000.00
Current pool factor		0.37	1.00
<b>2. Payments to Investor per Note</b>			
		<b>Class A</b>	<b>Class B</b>
Interest Type		Floating Rate	Fixed Rate
Reference Rate		1M_EURIBOR	NONE
Actual Interest Rate		-0.563%	NONE
Spread		0.700%	NONE
Coupon		0.137%	1.000%
Day count fraction		Actual/360	Actual/360
Interest days		32 days	32 days
Principal outstanding per note in EUR - BoP		39,927.95	100,000.00
Principal repayment per note in EUR		2,677.08	0.00
Principal outstanding per note in EUR - EoP		37,250.87	100,000.00
Interest payment per Note in EUR		4.86	88.89

## Compartment German Auto Loans 9

### Monthly Investor Report

Reporting Date:	Feb 10, 2022
Payment Date:	Feb 21, 2022
Period No.:	26
Monthly Period:	Jan, 2022
Interest Period:	Jan 20, 2022 to Feb 21, 2022 = 32 days

## 10. Outstanding Note Balance

<b>3. Credit Enhancement</b>	Initial Period (in EUR)	Initial CE (in %)	Current Period (in EUR)	Current CE (in %)
Class A	900,000,000.00	7.26	335,257,786.51	25.17
Class B	65,200,000.00	0.50	65,200,000.00	10.40
Cash Reserve (+ Overcollateralisation)	4,826,000.00	0.00	45,943,450.39	0.00

BMW Bank GmbH complies with the retention requirement of a material net economic interest in accordance with article 6 of the Securitisation Regulation. A minimum of 5.0% of the net economic interest will be retained on an ongoing basis in form of retention of the Class B Notes and Subordinated Loan.

## 4. Clean-Up Call Option

If the aggregate outstanding principal balance has been reduced to less than 10% of the aggregate outstanding principal balance at the Issue Date, the seller will have the option under the receivables purchase Agreement to acquire all outstanding purchased receivables.

Aggregate outstanding principal balance at end of period (in EUR)	441,575,236.90
Clean-Up option exercisable	No

**Compartment German Auto Loans 9**  
**Monthly Investor Report**

Reporting Date:	Feb 10, 2022
Payment Date:	Feb 21, 2022
Period No.:	26
Monthly Period:	Jan, 2022
Interest Period:	Jan 20, 2022 to Feb 21, 2022 = 32 days

**11. Original Principal Balance**

Initial Portfolio as of origination of contract

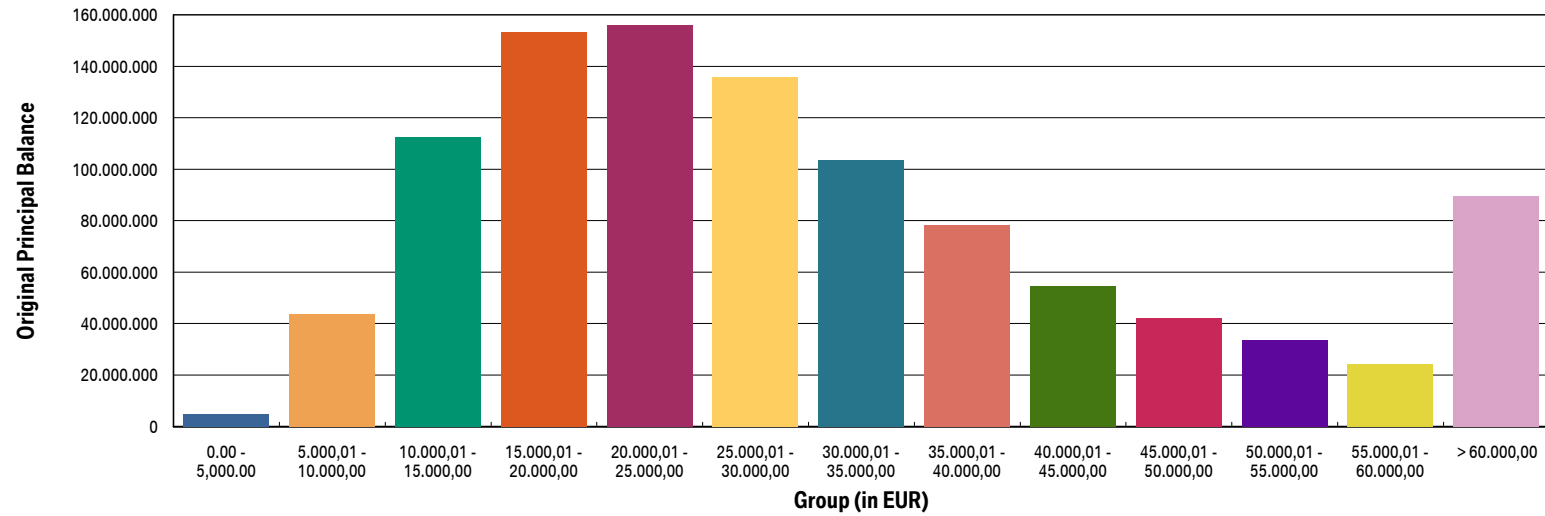
Group (in EUR) (by Original Principal Balance)	Original principal balance (in EUR)	Original Principal Balance (in % of total)	Number of Contracts	Number of Contracts (in % of total)
0.00 - 5.000,00	4,619,930.55	0.45	1,211	2.64
5.000,01 - 10.000,00	43,522,828.41	4.22	5,455	11.88
10.000,01 - 15.000,00	112,558,915.84	10.90	8,904	19.39
15.000,01 - 20.000,00	153,060,506.35	14.83	8,741	19.04
20.000,01 - 25.000,00	156,207,369.99	15.13	6,958	15.16
25.000,01 - 30.000,00	135,917,591.77	13.17	4,960	10.80
30.000,01 - 35.000,00	103,716,870.02	10.05	3,200	6.97
35.000,01 - 40.000,00	78,299,123.37	7.58	2,092	4.56
40.000,01 - 45.000,00	54,590,920.75	5.29	1,288	2.81
45.000,01 - 50.000,00	42,243,909.68	4.09	889	1.94
50.000,01 - 55.000,00	33,778,657.08	3.27	646	1.41
55.000,01 - 60.000,00	24,203,801.68	2.34	422	0.92
> 60.000,00	89,609,850.28	8.68	1,143	2.49
<b>Total</b>	<b>1,032,330,275.77</b>	<b>100.00</b>	<b>45,909</b>	<b>100.00</b>

Average:	22,486.45
Min:	990.00
Max:	351,050.00

**Compartment German Auto Loans 9**  
**Monthly Investor Report**

Reporting Date: Feb 10, 2022  
 Payment Date: Feb 21, 2022  
 Period No.: 26  
 Monthly Period: Jan, 2022  
 Interest Period: Jan 20, 2022 to Feb 21, 2022  
 = 32 days

**11a. Original Principal Balance (graph)**



**Compartment German Auto Loans 9**  
**Monthly Investor Report**

Reporting Date:	Feb 10, 2022
Payment Date:	Feb 21, 2022
Period No.:	26
Monthly Period:	Jan, 2022
Interest Period:	Jan 20, 2022 to Feb 21, 2022 = 32 days

**12. Aggregate Principal Balance**

Initial Portfolio

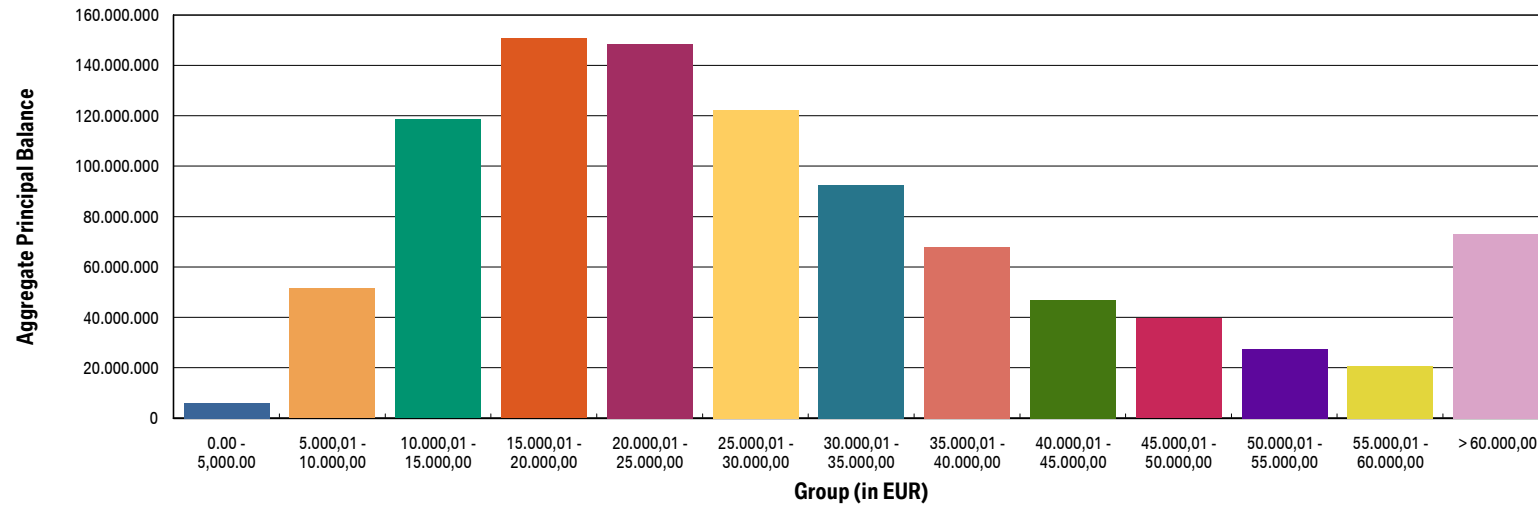
Group (in EUR)	Aggregate Principal Balance (in EUR)	Aggregate Principal Balance (in % of total)	Number of Contracts	Number of Contracts (in % of total)
0.00 - 5,000.00	6,133,915.66	0.64	1,728	3.76
5.000,01 - 10.000,00	51,397,969.90	5.33	6,550	14.27
10.000,01 - 15.000,00	118,451,917.49	12.27	9,433	20.55
15.000,01 - 20.000,00	150,668,214.60	15.61	8,638	18.82
20.000,01 - 25.000,00	148,504,041.35	15.39	6,638	14.46
25.000,01 - 30.000,00	122,241,564.37	12.66	4,476	9.75
30.000,01 - 35.000,00	92,404,320.21	9.57	2,861	6.23
35.000,01 - 40.000,00	67,922,440.28	7.04	1,823	3.97
40.000,01 - 45.000,00	46,859,222.65	4.85	1,107	2.41
45.000,01 - 50.000,00	39,481,836.57	4.09	834	1.82
50.000,01 - 55.000,00	27,349,188.33	2.83	523	1.14
55.000,01 - 60.000,00	20,646,761.81	2.14	360	0.78
> 60.000,00	73,138,547.06	7.58	938	2.04
<b>Total</b>	<b>965,199,940.28</b>	<b>100.00</b>	<b>45,909</b>	<b>100.00</b>

Average:	21,024.20
Min:	510.98
Max:	341,920.07

**Compartment German Auto Loans 9**  
**Monthly Investor Report**

Reporting Date:	Feb 10, 2022
Payment Date:	Feb 21, 2022
Period No.:	26
Monthly Period:	Jan, 2022
Interest Period:	Jan 20, 2022 to Feb 21, 2022 = 32 days

**12a. Aggregate Principal Balance (graph)**



**Compartment German Auto Loans 9**  
**Monthly Investor Report**

Reporting Date:	Feb 10, 2022
Payment Date:	Feb 21, 2022
Period No.:	26
Monthly Period:	Jan, 2022
Interest Period:	Jan 20, 2022 to Feb 21, 2022 = 32 days

**13. Aggregate Outstanding Principal Balance**

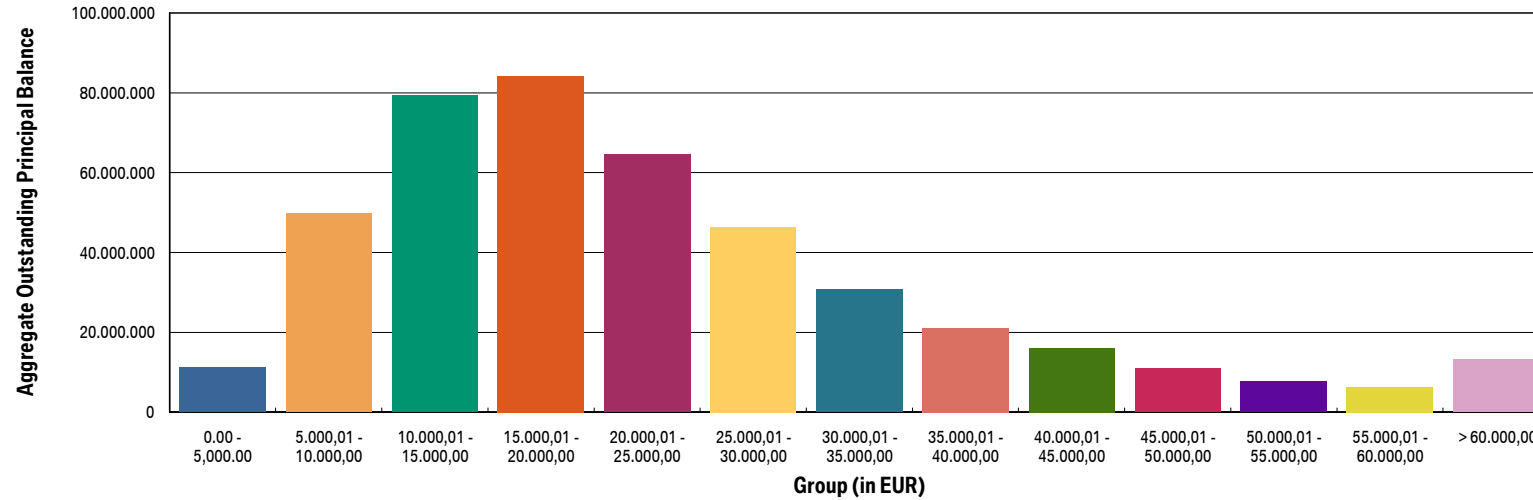
Portfolio as of: Jan 31, 2022

Group (in EUR)	Aggregate Outstanding Principal Balance (in EUR)	Aggregate Outstanding Principal Balance (in % of total)	Number of Contracts	Number of Contracts (in % of total)
0.00 - 5,000.00	11,114,057.61	2.52	5,591	18.31
5.000,01 - 10.000,00	49,823,907.55	11.28	6,537	21.40
10.000,01 - 15.000,00	79,272,349.38	17.95	6,380	20.89
15.000,01 - 20.000,00	84,204,825.67	19.07	4,868	15.94
20.000,01 - 25.000,00	64,535,446.75	14.61	2,901	9.50
25.000,01 - 30.000,00	46,388,879.20	10.51	1,699	5.56
30.000,01 - 35.000,00	30,779,972.50	6.97	951	3.11
35.000,01 - 40.000,00	21,094,489.56	4.78	565	1.85
40.000,01 - 45.000,00	16,081,242.43	3.64	380	1.24
45.000,01 - 50.000,00	11,076,684.10	2.51	234	0.77
50.000,01 - 55.000,00	7,693,903.57	1.74	147	0.48
55.000,01 - 60.000,00	6,372,723.58	1.44	111	0.36
> 60.000,00	13,136,755.00	2.97	176	0.58
<b>Total</b>	<b>441,575,236.90</b>	<b>100.00</b>	<b>30,540</b>	<b>100.00</b>
WA:	14,458.91			
Min:	0.00			
Max:	257,952.65			

**Compartment German Auto Loans 9**  
**Monthly Investor Report**

Reporting Date:	Feb 10, 2022
Payment Date:	Feb 21, 2022
Period No.:	26
Monthly Period:	Jan, 2022
Interest Period:	Jan 20, 2022 to Feb 21, 2022 = 32 days

**13a. Aggregate Outstanding Principal Balance (graph)**





**Compartment German Auto Loans 9**  
**Monthly Investor Report**

Reporting Date: Feb 10, 2022  
 Payment Date: Feb 21, 2022  
 Period No.: 26  
 Monthly Period: Jan, 2022  
 Interest Period: Jan 20, 2022 to Feb 21, 2022  
 = 32 days

**14. Down Payments**

Portfolio as of: Jan 31, 2022

Down Payment	Aggregate Outstanding Principal Balance (in EUR)	Aggregate Outstanding Principal Balance (in % of total)	Number of Contracts	Number of Contracts (in % of total)	Down Payment/ Purchase Price (in %)
No Down Payment	91,250,251.31	20.66	6,151	20.14	0.00
<=1000	8,012,444.17	1.81	699	2.29	4.21
1.000,01 - 2.000,00	21,359,361.67	4.84	1,822	5.97	8.54
2.000,01 - 3.000,00	28,448,966.04	6.44	2,364	7.74	12.15
3.000,01 - 4.000,00	27,128,038.69	6.14	2,224	7.28	15.65
4.000,01 - 5.000,00	43,898,548.48	9.94	3,353	10.98	18.12
5.000,01 - 6.000,00	25,400,809.17	5.75	1,897	6.21	20.35
6.000,01 - 7.000,00	21,309,776.95	4.83	1,546	5.06	22.28
7.000,01 - 8.000,00	22,571,173.10	5.11	1,549	5.07	23.41
8.000,01 - 9.000,00	12,902,206.31	2.92	864	2.83	24.91
9.000,01 - 10.000,00	37,000,471.19	8.38	2,311	7.57	26.03
10.000,01 - 11.000,00	8,889,568.67	2.01	554	1.81	26.69
11.000,01 - 12.000,00	11,249,367.42	2.55	668	2.19	28.32
12.000,01 - 13.000,00	8,464,668.96	1.92	507	1.66	28.96
13.000,01 - 14.000,00	6,330,487.15	1.43	385	1.26	30.57
14.000,01 - 15.000,00	17,732,904.71	4.02	994	3.25	31.27
> 15.000,00	49,626,192.91	11.24	2,652	8.68	37.60
<b>Total</b>	<b>441,575,236.90</b>	<b>100.00</b>	<b>30,540</b>	<b>100.00</b>	<b>18.12</b>

Minimum Down Payment:	1.00
Maximum Down Payment:	166,600.00
Average Down Payment:	6,558.36
Average Down Payment (customers that made a Down Payment):	8,212.41

**Compartment German Auto Loans 9**  
**Monthly Investor Report**

Reporting Date:	Feb 10, 2022
Payment Date:	Feb 21, 2022
Period No.:	26
Monthly Period:	Jan, 2022
Interest Period:	Jan 20, 2022 to Feb 21, 2022 = 32 days

**15. Borrower Concentration**

Portfolio as of: Jan 31, 2022

Borrower (Top 20)	Aggregate Outstanding Principal Balance (in EUR)	Aggregate Outstanding Principal Balance (in % of total)	Number of Contracts	Number of Contracts (in % of total)
1	266,968.72	0.06	8	0.03
2	257,952.65	0.06	1	0.00
3	161,104.95	0.04	3	0.01
4	152,398.49	0.03	6	0.02
5	150,444.66	0.03	1	0.00
6	141,230.09	0.03	3	0.01
7	135,876.32	0.03	1	0.00
8	135,192.58	0.03	2	0.01
9	130,066.44	0.03	2	0.01
10	123,869.87	0.03	2	0.01
11	120,319.99	0.03	2	0.01
12	117,147.31	0.03	2	0.01
13	110,780.63	0.03	3	0.01
14	107,528.94	0.02	1	0.00
15	104,090.85	0.02	2	0.01
16	103,113.17	0.02	1	0.00
17	102,947.28	0.02	12	0.04
18	101,198.39	0.02	1	0.00
19	100,632.09	0.02	2	0.01
20	100,630.30	0.02	1	0.00
<b>Total</b>	<b>2,723,493.72</b>	<b>0.62</b>	<b>56</b>	<b>0.18</b>
<b>Total Portfolio Balance</b>	<b>441,575,236.90</b>			

**Compartment German Auto Loans 9**  
**Monthly Investor Report**

Reporting Date:	Feb 10, 2022
Payment Date:	Feb 21, 2022
Period No.:	26
Monthly Period:	Jan, 2022
Interest Period:	Jan 20, 2022 to Feb 21, 2022 = 32 days

**16. Geographical Distribution**

Initial Portfolio

Post code area	Aggregate Principal Balance (in EUR)	Aggregate Principal Balance (in % of total)	Number of Contracts	Number of contracts (in % of total)
post code area 0	46,013,719.16	4.77	2,137	4.65
post code area 1	52,309,049.73	5.42	2,330	5.08
post code area 2	86,206,919.86	8.93	4,190	9.13
post code area 3	84,323,036.80	8.74	4,166	9.07
post code area 4	122,467,094.69	12.69	5,836	12.71
post code area 5	120,458,310.16	12.48	5,708	12.43
post code area 6	124,897,902.26	12.94	5,783	12.60
post code area 7	119,911,302.12	12.42	5,938	12.93
post code area 8	129,085,751.73	13.37	5,969	13.00
post code area 9	79,526,853.77	8.24	3,852	8.39
<b>Total</b>	<b>965,199,940.28</b>	<b>100.00</b>	<b>45,909</b>	<b>100.00</b>

**Compartment German Auto Loans 9**  
**Monthly Investor Report**

Reporting Date:	Feb 10, 2022
Payment Date:	Feb 21, 2022
Period No.:	26
Monthly Period:	Jan, 2022
Interest Period:	Jan 20, 2022 to Feb 21, 2022 = 32 days

**16. Geographical Distribution**

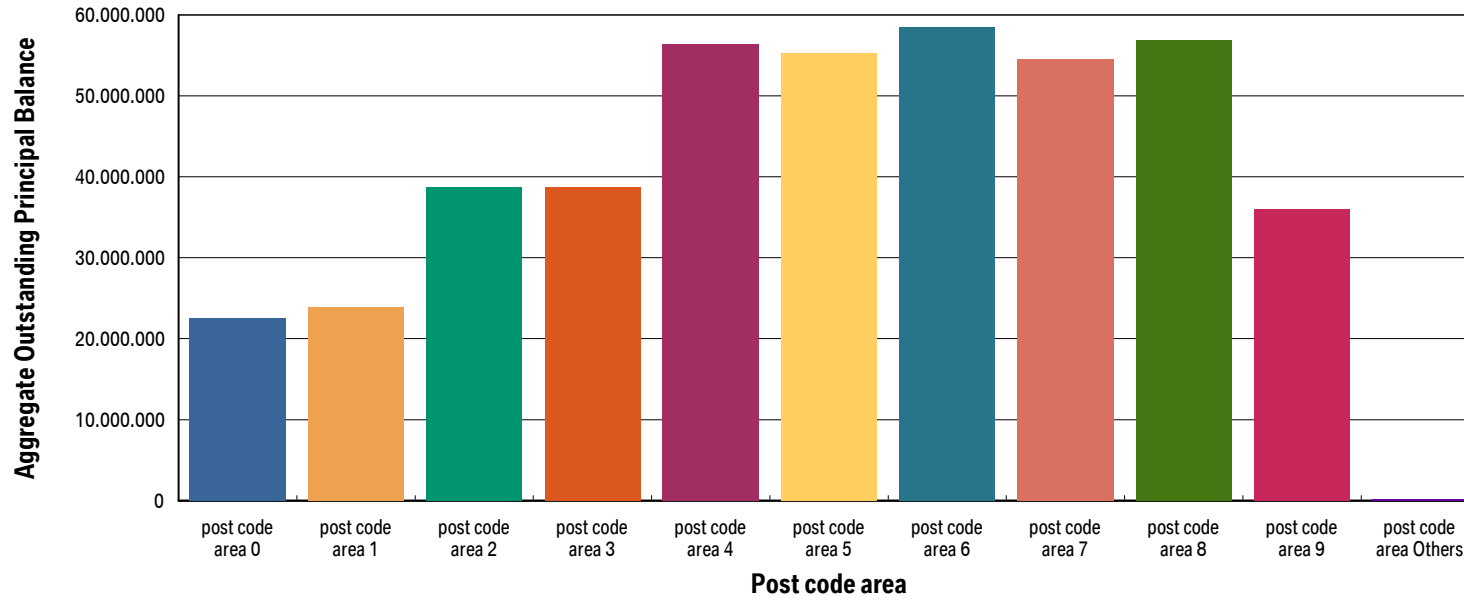
Portfolio as of: Jan 31, 2022

Post code area	Aggregate Outstanding Principal Balance (in EUR)	Aggregate Outstanding Principal Balance (in % of total)	Number of Contracts	Number of Contracts (in % of total)
post code area 0	22,496,892.05	5.09	1,500	4.91
post code area 1	23,815,919.18	5.39	1,562	5.11
post code area 2	38,698,672.10	8.76	2,743	8.98
post code area 3	38,729,640.75	8.77	2,756	9.02
post code area 4	56,391,076.14	12.77	3,935	12.88
post code area 5	55,311,383.11	12.53	3,809	12.47
post code area 6	58,507,553.88	13.25	3,931	12.87
post code area 7	54,465,098.04	12.33	3,867	12.66
post code area 8	56,903,404.56	12.89	3,863	12.65
post code area 9	36,011,147.76	8.16	2,556	8.37
post code area Others	244,449.33	0.06	18	0.06
<b>Total</b>	<b>441,575,236.90</b>	<b>100.00</b>	<b>30,540</b>	<b>100.00</b>

**Compartment German Auto Loans 9**  
**Monthly Investor Report**

Reporting Date:	Feb 10, 2022
Payment Date:	Feb 21, 2022
Period No.:	26
Monthly Period:	Jan, 2022
Interest Period:	Jan 20, 2022 to Feb 21, 2022 = 32 days

**16a. Geographical Distribution (graph)**



**Compartment German Auto Loans 9**  
**Monthly Investor Report**

Reporting Date:	Feb 10, 2022
Payment Date:	Feb 21, 2022
Period No.:	26
Monthly Period:	Jan, 2022
Interest Period:	Jan 20, 2022 to Feb 21, 2022 = 32 days

**17. Car Type & Customer Group**

Initial Portfolio

Car Type	Aggregate Principal Balance (in EUR)	Aggregate Principal Balance (in % of total)	Number of Contracts	Number of Contracts (in % of total)
New	478,297,049.59	49.55	17,619	38.38
Used	486,902,890.69	50.45	28,290	61.62
<b>Total</b>	<b>965,199,940.28</b>	<b>100.00</b>	<b>45,909</b>	<b>100.00</b>

Customer Group	Aggregate Principal Balance (in EUR)	Aggregate Principal Balance (in % of total)	Number of Contracts	Number of Contracts (in % of total)
Commercial	267,380,166.05	27.70	9,367	20.40
Private Individual	697,819,774.23	72.30	36,542	79.60
<b>Total</b>	<b>965,199,940.28</b>	<b>100.00</b>	<b>45,909</b>	<b>100.00</b>

**Compartment German Auto Loans 9**  
**Monthly Investor Report**

Reporting Date:	Feb 10, 2022
Payment Date:	Feb 21, 2022
Period No.:	26
Monthly Period:	Jan, 2022
Interest Period:	Jan 20, 2022 to Feb 21, 2022 = 32 days

**17. Car Type & Customer Group**

Portfolio as of: Jan 31, 2022

Car Type	Aggregate Outstanding Principal Balance (in EUR)	Aggregate Outstanding Principal Balance (in % of total)	Number of Contracts	Number of Contracts (in % of total)
New	238,549,764.42	54.02	12,494	40.91
Used	203,025,472.48	45.98	18,046	59.09
<b>Total</b>	<b>441,575,236.90</b>	<b>100.00</b>	<b>30,540</b>	<b>100.00</b>

Customer Group	Aggregate Outstanding Principal Balance (in EUR)	Aggregate Outstanding Principal Balance (in % of total)	Number of Contracts	Number of Contracts (in % of total)
Commercial	112,685,681.55	25.52	5,719	18.73
Private Individual	328,889,555.35	74.48	24,821	81.27
<b>Total</b>	<b>441,575,236.90</b>	<b>100.00</b>	<b>30,540</b>	<b>100.00</b>

**Compartment German Auto Loans 9**  
**Monthly Investor Report**

Reporting Date:	Feb 10, 2022
Payment Date:	Feb 21, 2022
Period No.:	26
Monthly Period:	Jan, 2022
Interest Period:	Jan 20, 2022 to Feb 21, 2022 = 32 days

**18. Delinquencies**
**Initial Portfolio**

Days past due	Aggregate Principal Balance (in EUR)	Aggregate Principal Balance (in % of total)	Number of Contracts	Number of Contracts (in % of total)
1 - 30	0.00	0.00	0	0.00
31 - 60	0.00	0.00	0	0.00
61 - 90	0.00	0.00	0	0.00
91 - 120	0.00	0.00	0	0.00
> 120	0.00	0.00	0	0.00
<b>Total</b>	<b>0.00</b>	<b>0.00</b>	<b>0</b>	<b>0.00</b>

**Portfolio as of:** Jan 31, 2022

Days past due	Aggregate Outstanding Principal Balance (in EUR)	Aggregate Outstanding Principal Balance (in % of total)	Number of Contracts	Number of Contracts (in % of total)
1 - 30	3,333,985.41	0.76	202	0.66
31 - 60	463,118.31	0.10	25	0.08
61 - 90	244,720.87	0.06	13	0.04
91 - 120	139,083.31	0.03	7	0.02
> 120	121,060.64	0.03	13	0.04
<b>Total</b>	<b>4,301,968.54</b>	<b>0.97</b>	<b>260</b>	<b>0.85</b>



# Compartment German Auto Loans 9

## Monthly Investor Report

Reporting Date:	Feb 10, 2022
Payment Date:	Feb 21, 2022
Period No.:	26
Monthly Period:	Jan, 2022
Interest Period:	Jan 20, 2022 to Feb 21, 2022 = 32 days

### 18a. Delinquencies Analysis

Monthly Period	Performing (in EUR)	31-60 days past due (in EUR)	61-90 days past due (in EUR)	91-120 days past due (in EUR)	>120 days past due (in EUR)
Dec - 19	946,798,463.20	0.00	0.00	0.00	0.00
Jan - 20	925,639,516.87	215,135.52	0.00	0.00	0.00
Feb - 20	904,268,848.66	294,343.80	136,695.08	0.00	0.00
Mar - 20	872,831,427.45	545,656.46	40,510.75	151,521.97	0.00
Apr - 20	839,601,217.49	782,650.59	321,970.65	0.00	151,521.97
May - 20	817,019,640.64	726,277.98	267,856.10	117,992.86	151,521.97
June - 20	795,089,115.47	883,577.14	297,340.39	121,209.93	170,332.68
July - 20	774,427,610.01	608,336.56	545,697.86	136,293.77	165,958.25
Aug - 20	755,891,282.23	500,175.16	421,426.57	198,140.31	118,729.03
Sept - 20	735,982,769.96	440,973.99	224,286.05	155,170.48	245,151.47
Oct - 20	716,689,337.32	536,592.99	239,925.40	166,735.00	265,525.32
Nov - 20	698,671,161.56	405,260.97	131,946.18	143,813.13	281,691.12
Dec - 20	679,781,022.88	291,863.90	259,315.20	103,204.22	337,214.58
Jan - 21	660,415,067.17	520,150.55	111,653.24	199,108.32	248,393.44
Feb - 21	642,323,543.28	439,687.68	162,171.20	26,656.02	377,545.62
Mar - 21	621,677,208.06	487,125.73	136,154.51	21,540.52	238,600.82
Apr - 21	601,332,642.62	420,578.52	193,606.89	48,000.24	167,176.51
May - 21	583,782,884.57	624,134.32	158,670.11	140,098.84	45,529.72
June - 21	565,122,286.15	451,459.47	235,219.99	143,507.10	59,721.31
July - 21	547,253,911.85	593,647.13	181,323.92	99,905.20	82,836.01
Aug - 21	529,762,912.11	606,239.50	272,856.87	113,005.89	123,919.27
Sept - 21	511,931,473.74	643,427.25	339,493.25	151,130.61	196,139.66
Oct - 21	496,386,573.78	635,829.52	161,331.95	119,500.19	356,522.52
Nov - 21	479,955,933.56	465,776.32	344,681.48	24,759.65	324,086.34
Dec - 21	463,880,805.68	377,618.92	191,809.41	46,674.07	315,511.08
Jan - 22	440,607,253.77	463,118.31	244,720.87	139,083.31	121,060.64

**Compartment German Auto Loans 9**  
**Monthly Investor Report**

Reporting Date:	Feb 10, 2022
Payment Date:	Feb 21, 2022
Period No.:	26
Monthly Period:	Jan, 2022
Interest Period:	Jan 20, 2022 to Feb 21, 2022 = 32 days

**19. Seasoning**

Initial Portfolio

Group (in months)	Aggregate Principal Balance (in EUR)	Aggregate Principal Balance (in % of total)	Number of Contracts	Number of Contracts (in % of total)
<= 6	614,661,258.17	63.68	28,934	63.02
> 6 - <= 12	350,538,682.11	36.32	16,975	36.98
> 12 - <= 24	0.00	0.00	0	0.00
> 24 - <= 36	0.00	0.00	0	0.00
> 36 - <= 42	0.00	0.00	0	0.00
> 42 - <= 48	0.00	0.00	0	0.00
> 48 - <= 53	0.00	0.00	0	0.00
> 53	0.00	0.00	0	0.00
<b>Total</b>	<b>965,199,940.28</b>	<b>100.00</b>	<b>45,909</b>	<b>100.00</b>

WA Seasoning (in months):	5.51
Min (in months):	2.00
Max (in months):	10.00

**Compartment German Auto Loans 9**  
**Monthly Investor Report**

Reporting Date:	Feb 10, 2022
Payment Date:	Feb 21, 2022
Period No.:	26
Monthly Period:	Jan, 2022
Interest Period:	Jan 20, 2022 to Feb 21, 2022 = 32 days

**19. Seasoning**

Portfolio as of: Jan 31, 2022

Group (in months)	Aggregate Outstanding Principal Balance (in EUR)	Aggregate Outstanding Principal Balance (in % of total)	Number of Contracts	Number of Contracts (in % of total)
<= 6	0.00	0.00	0	0.00
> 6 - <= 12	0.00	0.00	0	0.00
> 12 - <= 24	0.00	0.00	0	0.00
> 24 - <= 36	441,575,236.90	100.00	30,540	100.00
> 36 - <= 42	0.00	0.00	0	0.00
> 42 - <= 48	0.00	0.00	0	0.00
> 48 - <= 53	0.00	0.00	0	0.00
> 53	0.00	0.00	0	0.00
<b>Total</b>	<b>441,575,236.90</b>	<b>100.00</b>	<b>30,540</b>	<b>100.00</b>

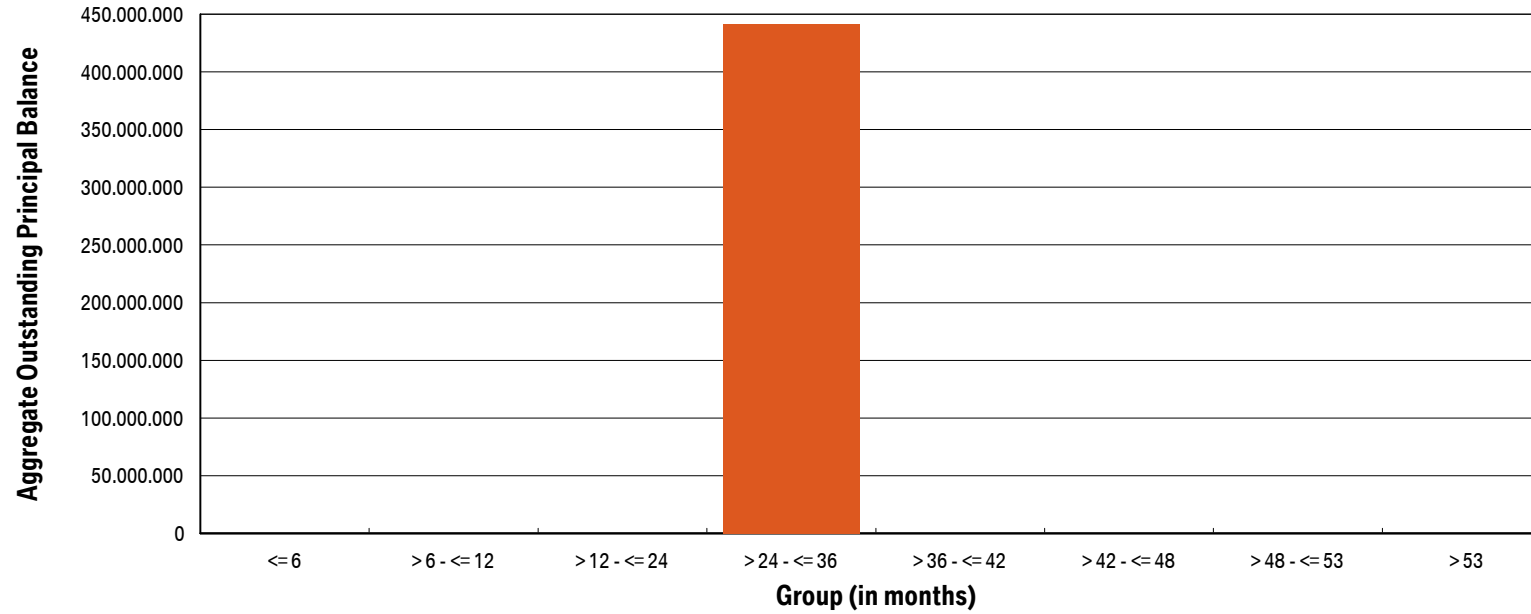
WA Seasoning (in months):	31.37
Min (in months):	28.00
Max (in months):	36.00



**Compartment German Auto Loans 9**  
**Monthly Investor Report**

Reporting Date:	Feb 10, 2022
Payment Date:	Feb 21, 2022
Period No.:	26
Monthly Period:	Jan, 2022
Interest Period:	Jan 20, 2022 to Feb 21, 2022 = 32 days

**19a. Seasoning (graph)**



**Compartment German Auto Loans 9**  
**Monthly Investor Report**

Reporting Date:	Feb 10, 2022
Payment Date:	Feb 21, 2022
Period No.:	26
Monthly Period:	Jan, 2022
Interest Period:	Jan 20, 2022 to Feb 21, 2022 = 32 days

**20. Remaining Term**

Initial Portfolio

Group (in months)	Aggregate Principal Balance (in EUR)	Aggregate Principal Balance (in % of total)	Number of Contracts	Number of Contracts (in % of total)
<= 6	164,434.02	0.02	74	0.16
> 6 - <= 12	1,133,697.63	0.12	215	0.47
> 12 - <= 24	39,198,714.83	4.06	3,631	7.91
> 24 - <= 36	441,762,315.07	45.77	21,556	46.95
> 36 - <= 42	85,768,594.87	8.89	4,227	9.21
> 42 - <= 48	86,027,213.60	8.91	4,059	8.84
> 48 - <= 53	115,836,288.64	12.00	4,684	10.20
> 53	195,308,681.62	20.24	7,463	16.26
<b>Total</b>	<b>965,199,940.28</b>	<b>100.00</b>	<b>45,909</b>	<b>100.00</b>

WA Remaining Term (in months):	39.82
Min (in months):	3.00
Max (in months):	59.00

**Compartment German Auto Loans 9**  
**Monthly Investor Report**

Reporting Date:	Feb 10, 2022
Payment Date:	Feb 21, 2022
Period No.:	26
Monthly Period:	Jan, 2022
Interest Period:	Jan 20, 2022 to Feb 21, 2022 = 32 days

**20. Remaining Term**

Portfolio as of: Jan 31, 2022

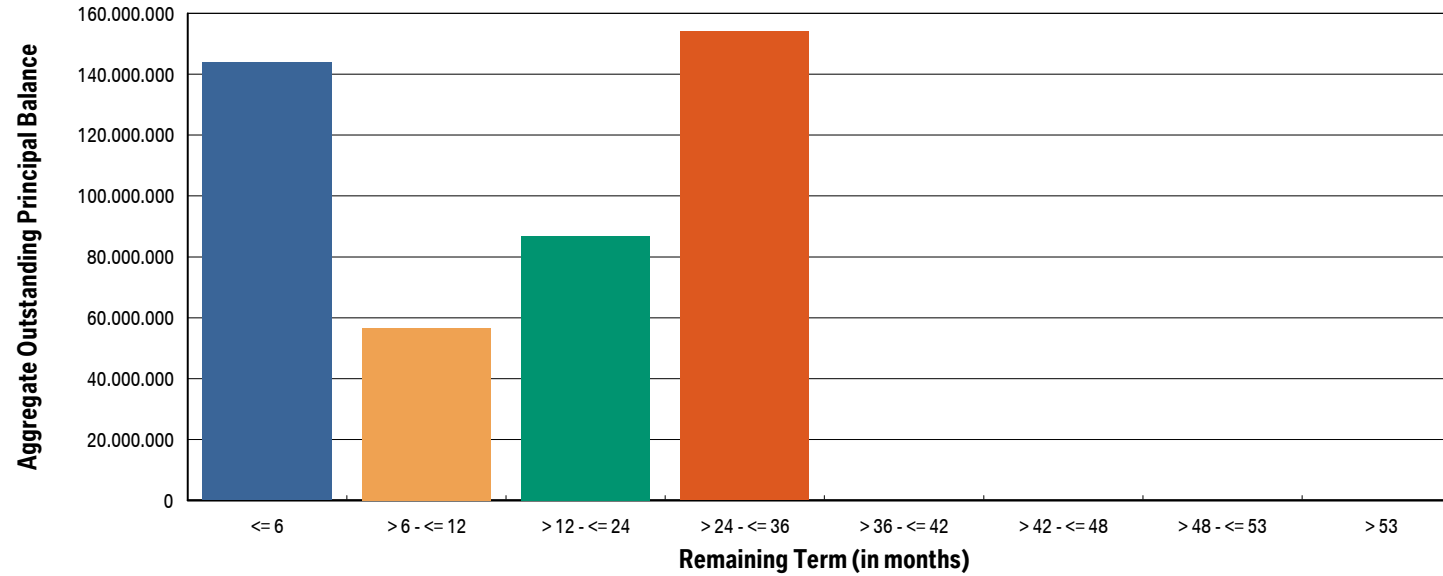
Group (in months)	Aggregate Outstanding Principal Balance (in EUR)	Aggregate Outstanding Principal Balance (in % of total)	Number of Contracts	Number of Contracts (in % of total)
<= 6	143,872,232.09	32.58	12,424	40.68
> 6 - <= 12	56,671,180.69	12.83	4,036	13.22
> 12 - <= 24	87,009,888.65	19.70	5,969	19.54
> 24 - <= 36	154,021,935.47	34.88	8,111	26.56
> 36 - <= 42	0.00	0.00	0	0.00
> 42 - <= 48	0.00	0.00	0	0.00
> 48 - <= 53	0.00	0.00	0	0.00
> 53	0.00	0.00	0	0.00
<b>Total</b>	<b>441,575,236.90</b>	<b>100.00</b>	<b>30,540</b>	<b>100.00</b>

WA Remaining Term (in months):	15.60
Min (in months):	0.00
Max (in months):	34.00

**Compartment German Auto Loans 9**  
**Monthly Investor Report**

Reporting Date:	Feb 10, 2022
Payment Date:	Feb 21, 2022
Period No.:	26
Monthly Period:	Jan, 2022
Interest Period:	Jan 20, 2022 to Feb 21, 2022 = 32 days

**20a. Remaining Term (graph)**



**Compartment German Auto Loans 9**  
**Monthly Investor Report**

Reporting Date:	Feb 10, 2022
Payment Date:	Feb 21, 2022
Period No.:	26
Monthly Period:	Jan, 2022
Interest Period:	Jan 20, 2022 to Feb 21, 2022 = 32 days

**21. Original Term**

Initial Portfolio

Group (in months)	Aggregate Principal Balance (in EUR)	Aggregate Principal Balance (in % of total)	Number of Contracts	Number of Contracts (in % of total)
<= 6	0.00	0.00	0	0.00
> 6 - <= 12	611,333.50	0.06	170	0.37
> 12 - <= 24	34,932,333.59	3.62	3,298	7.18
> 24 - <= 36	443,746,826.38	45.97	21,817	47.52
> 36 - <= 42	5,331,690.95	0.55	316	0.69
> 42 - <= 48	167,517,803.30	17.36	8,066	17.57
> 48 - <= 53	687,612.05	0.07	35	0.08
> 53	312,372,340.51	32.36	12,207	26.59
<b>Total</b>	<b>965,199,940.28</b>	<b>100.00</b>	<b>45,909</b>	<b>100.00</b>

WA Original Term (in months):	45.33
Min (in months):	10.00
Max (in months):	66.00



**Compartment German Auto Loans 9**  
**Monthly Investor Report**

Reporting Date:	Feb 10, 2022
Payment Date:	Feb 21, 2022
Period No.:	26
Monthly Period:	Jan, 2022
Interest Period:	Jan 20, 2022 to Feb 21, 2022 = 32 days

**21. Original Term**

Portfolio as of: Jan 31, 2022

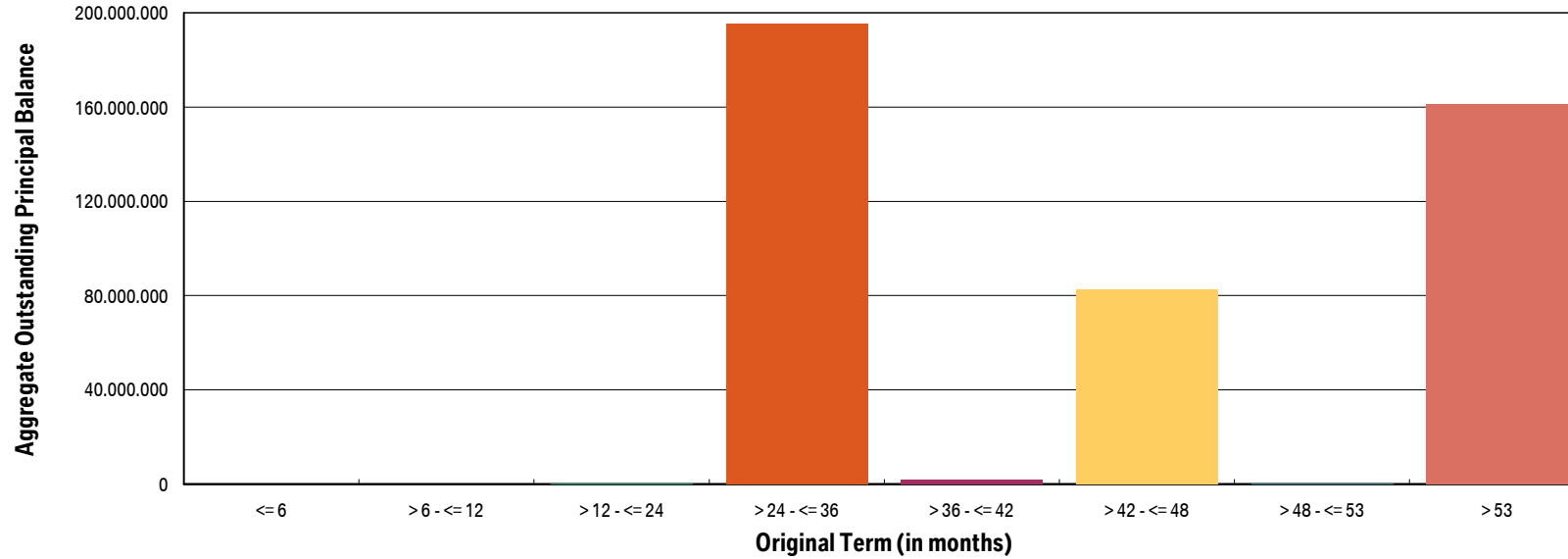
Group (in months)	Aggregate Outstanding Principal Balance (in EUR)	Aggregate Outstanding Principal Balance (in % of total)	Number of Contracts	Number of Contracts (in % of total)
<= 6	0.00	0.00	0	0.00
> 6 - <= 12	0.00	0.00	0	0.00
> 12 - <= 24	39,697.70	0.01	33	0.11
> 24 - <= 36	195,606,702.95	44.30	15,391	50.40
> 36 - <= 42	1,944,243.84	0.44	209	0.68
> 42 - <= 48	82,386,730.22	18.66	5,975	19.56
> 48 - <= 53	300,907.11	0.07	23	0.08
> 53	161,296,955.08	36.53	8,909	29.17
<b>Total</b>	<b>441,575,236.90</b>	<b>100.00</b>	<b>30,540</b>	<b>100.00</b>

WA Original Term (in months):	47.00
Min (in months):	18.00
Max (in months):	66.00

**Compartment German Auto Loans 9**  
**Monthly Investor Report**

Reporting Date:	Feb 10, 2022
Payment Date:	Feb 21, 2022
Period No.:	26
Monthly Period:	Jan, 2022
Interest Period:	Jan 20, 2022 to Feb 21, 2022 = 32 days

**21a. Original Term (graph)**



**Compartment German Auto Loans 9**  
**Monthly Investor Report**

Reporting Date:	Feb 10, 2022
Payment Date:	Feb 21, 2022
Period No.:	26
Monthly Period:	Jan, 2022
Interest Period:	Jan 20, 2022 to Feb 21, 2022 = 32 days

**22. Vehicle Class**
Initial Portfolio

Group	Aggregate Principal Balance (in EUR)	Aggregate Principal Balance (in % of total)	Number of Contracts	Number of Contracts (in % of total)
BMW 1 Series	100,620,211.63	10.42	6,806	14.82
BMW 2 Series	97,805,361.35	10.13	4,581	9.98
BMW 3 Series	93,928,331.59	9.73	4,963	10.81
BMW 4 Series	58,177,823.99	6.03	2,068	4.50
BMW 5 Series	100,069,708.79	10.37	4,077	8.88
BMW 6 Series	11,339,246.05	1.17	310	0.68
BMW 7 Series	13,106,697.21	1.36	342	0.74
BMW 8 Series	6,361,639.44	0.66	72	0.16
BMW X1 Series	74,436,417.62	7.71	3,512	7.65
BMW X2 Series	14,077,396.85	1.46	472	1.03
BMW X3 Series	64,922,268.21	6.73	2,365	5.15
BMW X4 Series	26,348,126.62	2.73	818	1.78
BMW X5 Series	64,043,741.81	6.64	1,611	3.51
BMW X6 Series	15,151,600.32	1.57	403	0.88
BMW X7 Series	4,670,254.36	0.48	59	0.13
BMW Z Series	12,121,842.24	1.26	371	0.81
BMW i Series	7,344,891.14	0.76	273	0.59
MINI	120,551,790.04	12.49	7,071	15.40
Non BMW Group Models (incl. Motorcycles)	46,021,460.45	4.77	2,461	5.36
Other BMW Group (incl. Motorcycles)	34,101,130.57	3.53	3,274	7.13
<b>Total</b>	<b>965,199,940.28</b>	<b>100.00</b>	<b>45,909</b>	<b>100.00</b>

**Compartment German Auto Loans 9**  
**Monthly Investor Report**

Reporting Date:	Feb 10, 2022
Payment Date:	Feb 21, 2022
Period No.:	26
Monthly Period:	Jan, 2022
Interest Period:	Jan 20, 2022 to Feb 21, 2022 = 32 days

**22. Vehicle Class**

Portfolio as of: Jan 31, 2022

Group	Aggregate Outstanding Principal Balance (in EUR)	Aggregate Outstanding Principal Balance (in % of total)	Number of Contracts	Number of Contracts (in % of total)
BMW 1 Series	43,029,079.72	9.74	4,486	14.69
BMW 2 Series	45,511,170.85	10.31	3,112	10.19
BMW 3 Series	42,715,444.47	9.67	3,373	11.04
BMW 4 Series	25,189,926.15	5.70	1,321	4.33
BMW 5 Series	44,686,528.59	10.12	2,652	8.68
BMW 6 Series	4,754,325.41	1.08	181	0.59
BMW 7 Series	5,140,000.84	1.16	191	0.63
BMW 8 Series	2,551,175.22	0.58	43	0.14
BMW X1 Series	38,358,382.10	8.69	2,494	8.17
BMW X2 Series	7,946,144.73	1.80	365	1.20
BMW X3 Series	33,328,471.98	7.55	1,678	5.49
BMW X4 Series	12,802,668.41	2.90	586	1.92
BMW X5 Series	29,093,128.77	6.59	1,038	3.40
BMW X6 Series	6,291,860.55	1.42	250	0.82
BMW X7 Series	2,371,234.57	0.54	42	0.14
BMW Z Series	5,952,852.10	1.35	246	0.81
BMW i Series	3,447,549.79	0.78	189	0.62
MINI	59,557,737.16	13.49	5,007	16.39
Non BMW Group Models (incl. Motorcycles)	18,502,640.43	4.19	1,513	4.95
Other BMW Group (incl. Motorcycles)	10,344,915.06	2.34	1,773	5.81
<b>Total</b>	<b>441,575,236.90</b>	<b>100.00</b>	<b>30,540</b>	<b>100.00</b>

**Compartment German Auto Loans 9**  
**Monthly Investor Report**

Reporting Date:	Feb 10, 2022
Payment Date:	Feb 21, 2022
Period No.:	26
Monthly Period:	Jan, 2022
Interest Period:	Jan 20, 2022 to Feb 21, 2022 = 32 days

**23. Payment Type**

Initial Portfolio:

Group	Aggregate Principal Balance (in EUR)	Aggregate Principal Balance (in % of total)	Number of Contracts	Number of Contracts (in % of total)
Direct debit	964,453,732.78	99.92	45,876	99.93
Self payment	746,207.50	0.08	33	0.07
<b>Total</b>	<b>965,199,940.28</b>	<b>100.00</b>	<b>45,909</b>	<b>100.00</b>

Portfolio as of: Jan 31, 2022

Group	Aggregate Outstanding Principal Balance (in EUR)	Aggregate Outstanding Principal Balance (in % of total)	Number of Contracts	Number of Contracts (in % of total)
Direct debit	438,787,257.62	99.37	30,364	99.42
Self payment	2,787,979.28	0.63	176	0.58
<b>Total</b>	<b>441,575,236.90</b>	<b>100.00</b>	<b>30,540</b>	<b>100.00</b>



**Compartment German Auto Loans 9**  
**Monthly Investor Report**

Reporting Date:	Feb 10, 2022
Payment Date:	Feb 21, 2022
Period No.:	26
Monthly Period:	Jan, 2022
Interest Period:	Jan 20, 2022 to Feb 21, 2022 = 32 days

**24. Interest Rates**

Weighted Average Nominal Interest Rate (in %)		
Aggregate Principal Balance (Initial)	965,199,940.28	3.21
Aggregate Outstanding Principal Balance	441,575,236.90	3.16

**Compartment German Auto Loans 9**  
**Monthly Investor Report**

Reporting Date:	Feb 10, 2022
Payment Date:	Feb 21, 2022
Period No.:	26
Monthly Period:	Jan, 2022
Interest Period:	Jan 20, 2022 to Feb 21, 2022 = 32 days

**25. Credit Type**

Initial Portfolio

Credit Type	Aggregate Principal Balance (in EUR)	Aggregate Principal Balance (in % of total)	Number of Contracts	Number of Contracts (in % of total)
Balloon	955,822,527.46	99.03	44,578	97.10
Equal Instalment Loan	9,377,412.82	0.97	1,331	2.90
<b>Total</b>	<b>965,199,940.28</b>	<b>100.00</b>	<b>45,909</b>	<b>100.00</b>

Portfolio as of: Jan 31, 2022

Credit Type	Aggregate Outstanding Principal Balance (in EUR)	Aggregate Outstanding Principal Balance (in % of total)	Number of Contracts	Number of Contracts (in % of total)
Balloon	440,130,495.35	99.67	30,023	98.31
Equal Instalment Loan	1,444,741.55	0.33	517	1.69
<b>Total</b>	<b>441,575,236.90</b>	<b>100.00</b>	<b>30,540</b>	<b>100.00</b>

## Compartment German Auto Loans 9

### Monthly Investor Report

Reporting Date:	Feb 10, 2022
Payment Date:	Feb 21, 2022
Period No.:	26
Monthly Period:	Jan, 2022
Interest Period:	Jan 20, 2022 to Feb 21, 2022 = 32 days

## 26. Contracts per Customer

### Initial Portfolio

Group	Aggregate Principal Balance (in EUR)	Aggregate Principal Balance (in % of total)	Number of Contracts	Number of Contracts (in % of total)
1	921,754,288.49	95.50	44,267	96.42
2 - 4	38,240,172.53	3.96	1,444	3.15
5 - 7	1,924,936.44	0.20	61	0.13
8 - 10	1,163,141.38	0.12	38	0.08
> 10	2,117,401.44	0.22	99	0.22
<b>Total</b>	<b>965,199,940.28</b>	<b>100.00</b>	<b>45,909</b>	<b>100.00</b>

Portfolio as of: Jan 31, 2022

Group	Aggregate Outstanding Principal Balance (in EUR)	Aggregate Outstanding Principal Balance (in % of total)	Number of Contracts	Number of Contracts (in % of total)
1	428,830,426.84	97.11	29,872	97.81
2 - 4	12,059,546.54	2.73	623	2.04
5 - 7	315,347.52	0.07	25	0.08
8 - 10	266,968.72	0.06	8	0.03
> 10	102,947.28	0.02	12	0.04
<b>Total</b>	<b>441,575,236.90</b>	<b>100.00</b>	<b>30,540</b>	<b>100.00</b>



**Compartment German Auto Loans 9**  
**Monthly Investor Report**

Reporting Date:	Feb 10, 2022
Payment Date:	Feb 21, 2022
Period No.:	26
Monthly Period:	Jan, 2022
Interest Period:	Jan 20, 2022 to Feb 21, 2022 = 32 days

**27. Amortisation**

Initial Portfolio

Period	Principal Balance (in EUR)
	965,199,940.28
1	953,762,904.92
2	942,294,358.43
3	930,794,846.15
4	919,272,819.24
5	907,727,848.30
6	896,146,788.26
7	884,543,178.23
8	872,886,657.44
9	861,247,504.49
10	849,551,135.97
11	837,814,197.19
12	826,035,516.30
13	814,205,137.19
14	801,440,115.97
15	788,229,718.74
16	774,900,549.00
17	761,460,677.80
18	748,028,616.99
19	734,682,738.14
20	721,201,231.07
21	707,175,915.50
22	693,549,288.77
23	681,780,378.41
24	670,080,228.24
25	658,322,143.86
26	633,274,646.54
27	595,043,695.15
28	555,046,647.36
29	513,234,424.92
30	471,743,221.36

Current Portfolio

Period	Principal Balance in EUR	Reduction in EUR
	441,575,236.90	
1	414,010,294.81	27,564,942.09
2	387,674,487.04	26,335,807.77
3	358,809,776.96	28,864,710.08
4	330,142,540.42	28,667,236.54
5	299,862,722.22	30,279,818.20
6	269,770,591.38	30,092,130.84
7	239,598,741.87	30,171,849.51
8	215,598,303.58	24,000,438.29
9	211,797,192.49	3,801,111.09
10	207,930,942.34	3,866,250.15
11	203,987,493.27	3,943,449.07
12	197,849,892.77	6,137,600.50
13	188,882,025.89	8,967,866.88
14	178,455,740.69	10,426,285.20
15	168,110,074.22	10,345,666.47
16	157,088,663.80	11,021,410.42
17	146,628,046.55	10,460,617.25
18	136,571,587.12	10,056,459.43
19	125,876,838.33	10,694,748.79
20	117,081,908.01	8,794,930.32
21	114,739,798.15	2,342,109.86
22	112,292,280.29	2,447,517.86
23	109,916,820.01	2,375,460.28
24	103,423,238.29	6,493,581.72
25	91,962,818.83	11,460,419.46
26	78,635,334.04	13,327,484.79
27	65,477,442.69	13,157,891.35
28	51,549,283.86	13,928,158.83
29	37,607,307.77	13,941,976.09
30	25,356,162.94	12,251,144.83

**Compartment German Auto Loans 9**  
**Monthly Investor Report**

Reporting Date:	Feb 10, 2022
Payment Date:	Feb 21, 2022
Period No.:	26
Monthly Period:	Jan, 2022
Interest Period:	Jan 20, 2022 to Feb 21, 2022 = 32 days

**27. Amortisation**

Initial Portfolio

Period	Principal Balance (in EUR)
31	428,906,833.16
32	386,952,263.28
33	344,732,464.15
34	310,907,277.28
35	305,403,946.07
36	299,800,818.25
37	294,139,125.79
38	285,543,196.72
39	272,443,111.45
40	257,398,391.79
41	242,520,808.33
42	226,413,770.31
43	211,495,982.41
44	198,064,419.84
45	182,736,350.23
46	170,121,419.92
47	166,716,760.95
48	163,125,668.17
49	159,685,664.93
50	150,299,902.95
51	133,604,943.86
52	113,877,780.24
53	94,319,037.23
54	74,433,696.89
55	54,515,381.14
56	36,741,216.75
57	16,045,752.98
58	350.43
59	0.00

Current Portfolio

Period	Principal Balance in EUR	Reduction in EUR
31	10,883,740.86	14,472,422.08
32	26,529.40	10,857,211.46
33	25,680.57	848.83
34	0.00	25,680.57
35	0.00	0.00
36	0.00	0.00
37	0.00	0.00
38	0.00	0.00
39	0.00	0.00
40	0.00	0.00
41	0.00	0.00
42	0.00	0.00
43	0.00	0.00
44	0.00	0.00
45	0.00	0.00
46	0.00	0.00
47	0.00	0.00
48	0.00	0.00
49	0.00	0.00
50	0.00	0.00
51	0.00	0.00
52	0.00	0.00
53	0.00	0.00
54	0.00	0.00
55	0.00	0.00
56	0.00	0.00
57	0.00	0.00
58	0.00	0.00
59	0.00	0.00

**Compartment German Auto Loans 9**  
**Monthly Investor Report**

Reporting Date:	Feb 10, 2022
Payment Date:	Feb 21, 2022
Period No.:	26
Monthly Period:	Jan, 2022
Interest Period:	Jan 20, 2022 to Feb 21, 2022 = 32 days

**28. Priority of Payments**

**Priority of Payments\***

Available Distribution Amount	+	29,090,939.30
Taxes	-	871.60
Trustee Payment	-	0.00
Senior Expenses	-	21,761.02
Swap Net Payment	-	46,875.41
Class A Interest	-	43,740.00
Class B Interest	-	57,956.28
Cash Reserve	-	4,826,000.00
Principal Class A	-	24,093,734.99
Principal Class B	-	0.00
Swap Termination Event	-	0.00
Subordinated Loan Interest	-	0.00
Subordinated Loan Principal	-	0.00
Seller	-	0.00

\*all Amounts in EUR

**Compartment German Auto Loans 9**  
**Monthly Investor Report**

Reporting Date:	Feb 10, 2022
Payment Date:	Feb 21, 2022
Period No.:	26
Monthly Period:	Jan, 2022
Interest Period:	Jan 20, 2022 to Feb 21, 2022 = 32 days

**29. Transaction Costs**

<b>Cost Category (in EUR)</b>	<b>Class A</b>	<b>Class B</b>	<b>Subordinated Loan</b>	<b>Total</b>
Senior Expenses				21,761.02
Interest accrued for the Period	43,740.00	57,956.28	6,164.41	107,860.69
Interest payments for the Period	43,740.00	57,956.28	0.00	101,696.28
Cumulative Interest Payments	2,414,880.00	1,441,656.76	0.00	3,856,536.76
Unpaid Interest for the Period	0.00	0.00	6,164.41	6,164.41
Cumulative Unpaid Interest	0.00	0.00	156,757.86	156,757.86

**Compartment German Auto Loans 9**
**Monthly Investor Report**

Reporting Date:	Feb 10, 2022
Payment Date:	Feb 21, 2022
Period No.:	26
Monthly Period:	Jan, 2022
Interest Period:	Jan 20, 2022 to Feb 21, 2022 = 32 days

**30. Ratings**

	Fitch	S&P	Moody's	DBRS
<b>Notes - current ratings</b>				
Class A	AAA	N/A	Aaa	N/A
Class B	N/A	N/A	N/A	N/A

		Fitch	S&P	Moody's	DBRS	Trigger Breached	
<b>Transaction Parties - current ratings</b>							
	BMW AG	long term	N/A	A	A2	A high	no
		short term	N/A	A-1	P-1	N/A	no
<b>Issuer Account Bank:</b>	The Bank of New York Mellon	long term	AA+	N/A	Aa1	N/A	no
		short term	F1+	N/A	P-1	N/A	no
<b>Swap Provider:</b>	Skandinaviska Enskilda Banken AB	long term	AA	N/A	Aa3	N/A	no
		short term	F1+	N/A	P-1	N/A	no

		Fitch	S&P	Moody's	DBRS	
<b>Transaction Parties - required ratings</b>						
	BMW AG	long term	BBB	N/A	Baa1	N/A
		short term	F2	N/A	P-2	N/A
<b>Issuer Account Bank:</b>	The Bank of New York Mellon	long term	A	N/A	A2	N/A
		short term	F1	N/A	P-1	N/A
<b>Swap Provider:</b>	Skandinaviska Enskilda Banken AB	long term	A	N/A	Baa1	N/A
		short term	F1	N/A	N/A	N/A

**Compartment German Auto Loans 9**  
**Monthly Investor Report**

Reporting Date:	Feb 10, 2022
Payment Date:	Feb 21, 2022
Period No.:	26
Monthly Period:	Jan, 2022
Interest Period:	Jan 20, 2022 to Feb 21, 2022 = 32 days

**31. Swap Counterparty Data**

<b>Swap Counterparty Data</b>	
Swap counterparty provider	Skandinaviska Enskilda Banken AB (publ)
Swap termination event	No

<b>Swap Data</b>	
Swap type	Fixed floating interest rate swap
Notional amount (in EUR)	359,351,521.50
Fixed rate (in %)	-0.4440
Floating rate (Euribor in %)	-0.5630
Net swap payments (in EUR) (- from SPV / + to SPV)	-46,875.41