

**BMW
GROUP**



ROLLS-ROYCE
MOTOR CARS LTD

Bavarian Sky S.A., Compartment German Auto Loans 12

Monthly Investor Report - March 2024

Compartment German Auto Loans 12

Monthly Investor Report

Reporting Date:	Apr 11, 2024
Payment Date:	Apr 22, 2024
Period No.:	13
Monthly Period:	Mar, 2024
Interest Period:	Mar 20, 2024 to Apr 22, 2024 = 33 days

Index

1. Contact Information
2. Reporting Contact Details
3. Counterparty History & Noteworthy Transaction Events
4. Overview Dates
5. Portfolio Information
6. Reserves
7. Performance Data
8. Defaulted Amount & Recovery Amount
9. Defaulted Amount & Recovery Amount - Loan Level Data
10. Outstanding Note Balance
11. Original Principal Balance
12. Aggregate Principal Balance
13. Aggregate Outstanding Principal Balance
14. Down Payments
15. Borrower Concentration
16. Geographical Distribution
17. Car Type & Customer Group
18. Fuel Type
19. Delinquencies
20. Seasoning
21. Remaining Term
22. Original Term
23. Vehicle Class
24. Payment Type
25. Interest Rates
26. Credit Type
27. Contracts per Customer
28. Amortisation
29. Priority of Payments
30. Transaction Costs
31. Ratings
32. Swap Counterparty Data

Compartment German Auto Loans 12

Monthly Investor Report

Reporting Date:	Apr 11, 2024
Payment Date:	Apr 22, 2024
Period No.:	13
Monthly Period:	Mar, 2024
Interest Period:	Mar 20, 2024 to Apr 22, 2024 = 33 days

1. Contact Information

Transaction Parties

Issuer:

Bavarian Sky S.A.

Compartment German Auto Loans 12
287-289 route d'Arlon
L-1150 Luxembourg
Luxembourg
Attn.: The Directors
LU-BavarianSky@Intertrustgroup.com
+352 26 56 31 71

Corporate Administrator:

Intertrust (Luxembourg) S.à r.l.

28 Boulevard F.W. Raiffeisen
L-2411 Luxembourg
Luxembourg
Attn.: BUO - Capital Markets
LU-BavarianSky@intertrustgroup.com
+352 26 44 91

Originator/Servicer:

BMW Bank GmbH

Lilienthalallee 26
80939 Munich
Germany
Attn.: ABS Servicing Team
abs.bmwgroup@bmw.de

Compartment German Auto Loans 12

Monthly Investor Report

Reporting Date:	Apr 11, 2024
Payment Date:	Apr 22, 2024
Period No.:	13
Monthly Period:	Mar, 2024
Interest Period:	Mar 20, 2024 to Apr 22, 2024 = 33 days

1. Contact Information

Transaction Parties

Calculation Agent/Paying Agent

The Bank of New York Mellon

160 Queen Victoria Street
EC4V 4LA London
United Kingdom
Attn.: BNYM Structured Finance Team 8
BNYM.Structured.Finance.Team.8@bnymellon.com

Trustee:

BNY MELLON CORPORATE TRUSTEE SERVICES LIMITED

160 Queen Victoria Street
EC4V 4AL London
United Kingdom
Attn.: BNYM Structured Finance Team 8
BNYM.Structured.Finance.Team.8@bnymellon.com

Issuer Account Bank:

The Bank of New York Mellon

Friedrich-Ebert-Anlage 49, Messeturm
60327 Frankfurt am Main
Germany
Attn.: BNYM Structured Finance Team 8
BNYM.Structured.Finance.Team.8@bnymellon.com

Compartment German Auto Loans 12

Monthly Investor Report

Reporting Date:	Apr 11, 2024
Payment Date:	Apr 22, 2024
Period No.:	13
Monthly Period:	Mar, 2024
Interest Period:	Mar 20, 2024 to Apr 22, 2024 = 33 days

1. Contact Information

Transaction Parties

Data Trustee:

The Bank of New York Mellon
Friedrich-Ebert-Anlage 49, Messeturm
60327 Frankfurt am Main
Germany
Attn.: BNYM Structured Finance Team 8
BNYM.Structured.Finance.Team.8@bnymellon.com

Swap Counterparty:

Skandinaviska Enskilda Banken AB
Kungsträdgårdsgatan 8
SE-106 40 Stockholm
Sweden
TDLegal@seb.de

Rating Agencies:

DBRS Ratings GmbH
Neue Mainzer Straße 75
60311 Frankfurt am Main
Germany
eu.abs.surveillance@dbrsmorningstar.com

FITCH RATINGS LTD
30 North Colonnade, Canary Wharf
E14 5GN London
United Kingdom
ABSsurveillance@fitchratings.com

**Compartment German Auto Loans 12**
Monthly Investor Report

Reporting Date:	Apr 11, 2024
Payment Date:	Apr 22, 2024
Period No.:	13
Monthly Period:	Mar, 2024
Interest Period:	Mar 20, 2024 to Apr 22, 2024 = 33 days

2. Reporting Contact Details**Contact for Servicer Report (Portfolio related information in Investor Report)****Contact for Investor Reporting:****BMW Bank GmbH**

Lilienthalallee 26
80939 Munich
Germany
Attn.: ABS Servicing Team
abs.bmwgroup@bmw.de

Calculation Agent:**The Bank of New York Mellon**

160 Queen Victoria Street
EC4V 4LA London
United Kingdom
BNYM.Structured.Finance.Team.8@bnymellon.com



Compartment German Auto Loans 12
Monthly Investor Report

Reporting Date:	Apr 11, 2024
Payment Date:	Apr 22, 2024
Period No.:	13
Monthly Period:	Mar, 2024
Interest Period:	Mar 20, 2024 to Apr 22, 2024 = 33 days

3. Counterparty History & Notheworthy Transaction Events

Counterparty History (to be added if applicable)

None.

Noteworthy Transaction Events (to be added if applicable)

None.



Compartment German Auto Loans 12
Monthly Investor Report

Reporting Date:	Apr 11, 2024
Payment Date:	Apr 22, 2024
Period No.:	13
Monthly Period:	Mar, 2024
Interest Period:	Mar 20, 2024 to Apr 22, 2024 = 33 days

4. Overview Dates

Initial Cut-Off Date:	28/02/2023		
Issue Date:	01/03/2023	Legal Maturity Date:	20/03/2030
Reporting Date	11/04/2024		
Investor Reporting Date	18/04/2024		
Interest Determination Date	18/03/2024		
Reporting Frequency:	monthly		
Monthly Period No. (since Issue Date):	13	(since Issue Date)	
Payment Date:	22/04/2024		
Next Payment Date	21/05/2024		
Monthly Period:	01/03/2024	until	31/03/2024

Compartment German Auto Loans 12
Monthly Investor Report

Reporting Date:	Apr 11, 2024
Payment Date:	Apr 22, 2024
Period No.:	13
Monthly Period:	Mar, 2024
Interest Period:	Mar 20, 2024 to Apr 22, 2024 = 33 days

5. Portfolio Information

	current period	prior period
Outstanding receivables (in EUR)	Aggregate outstanding principal balance	Aggregate outstanding principal balance
Beginning of period	668,232,016.54	690,818,567.68
Scheduled principal payments	14,285,499.22	13,927,968.14
Prepayment* principal	7,444,144.76	6,682,716.40
Prepayments* number of contracts	420	401
Repurchases* principal	1,894,885.79	1,885,047.85
Repurchases* number of contracts	85	88
Total principal collections	23,624,529.77	22,495,732.39
Total interest collections	2,122,790.19	2,191,008.48
Defaulted Amounts	452,700.69	173,182.87
Recoveries	202,472.43	82,364.12
Late Recoveries	4,929.43	42,438.81
End of Period	644,357,258.51	668,232,016.54
Current prepayment rate (annualised) in %	12.84	11.22

* Prepayments are defined as all contracts that are early settled by the borrower and repurchases are defined as all contracts that are repurchased due to modification of contract.

Compartment German Auto Loans 12
Monthly Investor Report

Reporting Date:	Apr 11, 2024
Payment Date:	Apr 22, 2024
Period No.:	13
Monthly Period:	Mar, 2024
Interest Period:	Mar 20, 2024 to Apr 22, 2024 = 33 days

6. Reserves

Cash Reserve		in EUR
Outstanding cash reserve beginning of period		9,751,000.00
Interest on cash reserve - previous period		0.00
Required cash reserve		9,751,000.00
Outstanding cash reserve end of period		9,751,000.00
Reserves		in EUR
Outstanding Commingling Reserve end of period		0.00
Outstanding Servicing Reserve end of period		0.00

Triggers*						
Reserves	Required Rating BMW AG					Trigger Breach
		Fitch	S&P	Moody's	DBRS	
Commingling/Servicing Reserve	Long Term	BBB	N/A	N/A	BBB low	no
	Short Term	F2	N/A	N/A	N/A	no
Current Rating BMW AG						
		Fitch	S&P	Moody's	DBRS	
	Long Term	N/A	A	A2	N/A	
	Short Term	N/A	A-1	P-1	N/A	

* Breach of this trigger in conjunction with any other event as set out in the Servicing Agreement and/or the Receivables Purchase Agreement will oblige BMW Bank GmbH to post additional cash collateral or change the sweep frequency (from the collections account to the issuer account) from monthly to daily.

The Reserves will be adjusted on a monthly basis and shall be deposited in the Issuer Account and exclusively reserved to cover risks.

Compartment German Auto Loans 12
Monthly Investor Report

Reporting Date:	Apr 11, 2024
Payment Date:	Apr 22, 2024
Period No.:	13
Monthly Period:	Mar, 2024
Interest Period:	Mar 20, 2024 to Apr 22, 2024 = 33 days

7. Performance Data

Aggregate outstanding notes balance

Beginning of period (in EUR)	663,137,993.42
End of period (in EUR)	639,099,986.63

Ratios

31- 60 days past due

	(in EUR)	(in %)
31- 60 days past due period before previous period	1,083,360.75	0.16
31- 60 days past due previous period	1,395,972.53	0.21
31- 60 days past due current period	1,582,228.41	0.25

61- 90 days past due

	(in EUR)	(in %)
61- 90 days past due period before previous period	457,327.04	0.07
61- 90 days past due previous period	359,351.84	0.05
61- 90 days past due current period	480,419.03	0.07

Cumulative Net Loss Ratio

	Current ratio
Cumulative Net Loss Ratio (in %)	0.08

Performance data

Number of contracts being 31 - 60 days delinquent	58
Number of contracts being 61 - 90 days delinquent	17
Balance of contracts being 31 - 60 days delinquent (in EUR)	1,582,228.41
Balance of contracts being 61 - 90 days delinquent (in EUR)	480,419.03
Defaulted amounts (in EUR)	452,700.69
Cumulative defaulted amounts (in EUR)	2,022,414.82
Recoveries (in EUR)	202,472.43
Cumulative recoveries (in EUR)	1,265,921.10

Compartment German Auto Loans 12
Monthly Investor Report

Reporting Date: Apr 11, 2024
 Payment Date: Apr 22, 2024
 Period No.: 13
 Monthly Period: Mar, 2024
 Interest Period: Mar 20, 2024 to Apr 22, 2024
 = 33 days

8. Defaulted Amount & Recovery Amount

Collection Period	No. of Defaulted Agreements in Collection Period	Defaulted Amount in Collection Period (in EUR)	Cumulative Defaulted Amount since Initial Cut-Off Date (in EUR)	Cumulative Amount of Purchased Receivables (in EUR)	Cumulative Gross Loss Ratio (in %)	Recovery Amount in Collection Period (in EUR)	Cumulative Recoveries since Initial Cut-Off Date (in EUR)	Cumulative Net Losses (in EUR)	Cumulative Net Loss Ratio (in %)
Feb - 23	0	n/a	n/a	975,099,750.83	n/a	n/a	n/a	n/a	n/a
Mar - 23	5	13.12	13.12	975,099,750.83	0.00	0.00	0.00	13.12	0.00
Apr - 23	2	7.85	20.97	975,099,750.83	0.00	0.00	0.00	20.97	0.00
May - 23	9	35.85	56.82	975,099,750.83	0.00	0.00	0.00	56.82	0.00
June - 23	18	94,448.12	94,504.94	975,099,750.83	0.01	91,360.61	91,360.61	3,144.33	0.00
July - 23	17	243,827.04	338,331.98	975,099,750.83	0.03	180,518.89	271,879.50	66,452.48	0.01
Aug - 23	8	52,378.99	390,710.97	975,099,750.83	0.04	40,769.97	312,649.47	78,061.50	0.01
Sept - 23	8	154,598.55	545,309.52	975,099,750.83	0.06	93,197.06	405,846.53	139,462.99	0.01
Oct - 23	13	143,315.87	688,625.39	975,099,750.83	0.07	102,111.14	507,957.67	180,667.72	0.02
Nov - 23	17	116,580.89	805,206.28	975,099,750.83	0.08	69,863.01	577,820.68	227,385.60	0.02
Dec - 23	17	220,520.32	1,025,726.60	975,099,750.83	0.11	173,435.53	751,256.21	274,470.39	0.03
Jan - 24	18	370,804.66	1,396,531.26	975,099,750.83	0.14	229,828.34	981,084.55	415,446.71	0.04
Feb - 24	16	173,182.87	1,569,714.13	975,099,750.83	0.16	82,364.12	1,063,448.67	506,265.46	0.05
Mar - 24	25	452,700.69	2,022,414.82	975,099,750.83	0.21	202,472.43	1,265,921.10	756,493.72	0.08

Compartment German Auto Loans 12

Monthly Investor Report

Reporting Date: Apr 11, 2024
 Payment Date: Apr 22, 2024
 Period No.: 13
 Monthly Period: Mar, 2024
 Interest Period: Mar 20, 2024 to Apr 22, 2024
 = 33 days

9. Defaulted Amount & Recovery Amount - Loan Level Data

Applicable only if loans have defaulted. Does not include defaulted amounts less than 10.00 EUR.

	Month / Year of Default	Month / Year of Loan Origination	Initial Principal Balance (in EUR)	Principal Balance of Loan at Default (in EUR)	Recovery Total (in EUR)	Principal Balance End of Period (in EUR)	Object Type (new / used)	Vehicle Series	Customer Type (private / commercial)	Out of Deal (Month / Year)
1	June - 23	Nov - 21	11.993.34	11.759.50	11.759.50	0.00	Used	MINI	Commercial	
2	June - 23	June - 22	82.601.15	82.601.15	81.156.84	1.444.31	New	X7 Series	Private	
3	Aug - 23	Sept - 22	6.624.71	6.472.23	4.303.00	2.169.23	Used	1 Series	Private	
4	Aug - 23	Julv - 22	19.754.82	19.754.82	16.441.37	3.313.45	Used	MINI	Private	
5	Sept - 23	Mar - 22	46.330.77	45.089.89	27.066.34	18.023.55	New	X1 Series	Commercial	
6	Sept - 23	Apr - 22	38.530.41	38.530.41	27.710.08	10.820.33	New	3 Series	Commercial	
7	Sept - 23	Oct - 22	59.496.35	58.261.20	35.688.03	22.573.17	New	X4 Series	Commercial	
8	Oct - 23	June - 20	18.005.16	17.601.24	12.241.00	5.360.24	New	Other BMW Group	Private	
9	Oct - 23	Dec - 22	59.178.39	45.773.81	45.773.81	0.00	New	X3 Series	Commercial	
10	Oct - 23	Mav - 22	18.095.26	7.069.84	2.021.22	5.048.62	Used	MINI	Commercial	
11	Oct - 23	Dec - 22	27.991.38	5.478.88	0.00	5.478.88	New	1 Series	Private	
12	Oct - 23	Aug - 19	67.249.67	63.169.99	63.169.99	0.00	New	7 Series	Private	
13	Nov - 23	Nov - 21	18.869.06	18.869.06	14.878.69	3.990.37	Used	1 Series	Private	
14	Dec - 23	Mav - 20	4.072.28	3.199.48	3.199.48	0.00	Used	1 Series	Private	
15	Dec - 23	Apr - 21	13.205.98	12.644.79	9.522.50	3.122.29	New	Other BMW Group	Private	
16	Dec - 23	Sept - 21	30.247.74	28.667.12	23.817.97	4.849.15	Used	7 Series	Commercial	
17	Dec - 23	Nov - 22	24.408.57	23.603.98	15.693.63	7.910.35	Used	5 Series	Commercial	
18	Dec - 23	Julv - 20	62.466.00	59.336.74	57.640.51	1.696.23	New	Non BMW Group (incl. Motorcycles)	Private	
19	Jan - 24	Julv - 22	37.851.51	37.851.51	30.641.00	7.210.51	New	MINI	Private	
20	Jan - 24	Jan - 20	15.425.73	14.435.20	0.00	14.435.20	Used	MINI	Private	
21	Jan - 24	Sept - 19	39.303.92	35.330.03	21.792.75	13.537.28	New	X1 Series	Commercial	
22	Jan - 24	Oct - 20	47.722.82	43.736.57	32.779.13	10.957.44	New	X3 Series	Commercial	
23	Jan - 24	Julv - 21	32.013.34	30.474.45	27.197.85	3.276.60	Used	X6 Series	Commercial	
24	Jan - 24	Oct - 22	46.091.16	42.345.27	26.864.00	15.481.27	Used	5 Series	Commercial	
25	Jan - 24	Julv - 19	4.157.34	3.884.60	3.884.60	0.00	Used	Non BMW Group (incl. Motorcycles)	Private	
26	Jan - 24	Nov - 22	38.166.24	35.077.45	23.529.41	11.548.04	Used	5 Series	Commercial	
27	Jan - 24	Feb - 22	50.582.34	49.240.19	44.952.57	4.287.62	New	4 Series	Private	
28	Jan - 24	Mav - 21	11.058.72	10.655.62	0.00	10.655.62	New	Other BMW Group	Private	
29	Jan - 24	June - 20	25.334.51	24.223.65	17.178.19	7.045.46	New	X2 Series	Private	
30	Jan - 24	Apr - 22	43.508.78	39.952.73	37.794.29	2.158.44	Used	Non BMW Group (incl. Motorcycles)	Commercial	
31	Feb - 24	Mav - 22	12.519.50	10.831.08	10.831.08	0.00	Used	MINI	Commercial	
32	Feb - 24	Dec - 22	21.235.73	20.511.92	0.00	20.511.92	Used	MINI	Commercial	
33	Feb - 24	Nov - 20	16.444.81	15.764.10	0.00	15.764.10	Used	3 Series	Private	
34	Feb - 24	Mav - 22	19.413.96	18.350.70	13.000.00	5.350.70	Used	BMW Series	Private	
35	Feb - 24	Jan - 21	11.150.30	9.421.87	9.421.87	0.00	Used	MINI	Commercial	
36	Feb - 24	Dec - 22	8.649.45	8.012.95	0.00	8.012.95	Used	Other BMW Group	Commercial	
37	Feb - 24	Apr - 22	12.637.32	11.869.93	8.091.00	3.778.93	Used	2 Series	Private	

Compartment German Auto Loans 12

Monthly Investor Report

Reporting Date: Apr 11, 2024
 Payment Date: Apr 22, 2024
 Period No.: 13
 Monthly Period: Mar, 2024
 Interest Period: Mar 20, 2024 to Apr 22, 2024
 = 33 days

9. Defaulted Amount & Recovery Amount - Loan Level Data

Applicable only if loans have defaulted. Does not include defaulted amounts less than 10.00 EUR.

	Month / Year of Default	Month / Year of Loan Origination	Initial Principal Balance (in EUR)	Principal Balance of Loan at Default (in EUR)	Recovery Total (in EUR)	Principal Balance End of Period (in EUR)	Object Type (new / used)	Vehicle Series	Customer Type (private / commercial)	Out of Deal (Month / Year)
38	Feb - 24	Julv - 20	3.960.90	1.671.79	565.98	1.105.81	Used	Other BMW Group	Commercial	
39	Feb - 24	Dec - 22	36.551.84	34.916.69	0.00	34.916.69	New	3 Series	Commercial	
40	Mar - 24	June - 22	57.149.99	24.461.22	0.00	24.461.22	New	X4 Series	Commercial	
41	Mar - 24	Feb - 22	63.059.54	57.866.97	50.084.03	7.782.94	New	X5 Series	Commercial	
42	Mar - 24	Nov - 21	78.477.46	72.964.02	55.562.07	17.401.95	New	X6 Series	Commercial	
43	Mar - 24	June - 22	73.514.21	70.463.08	0.00	70.463.08	New	X7 Series	Commercial	
44	Mar - 24	Aua - 20	32.909.82	26.921.42	4.500.54	22.420.88	New	Z Series	Commercial	
45	Mar - 24	Feb - 21	17.384.01	10.648.34	5.357.40	5.290.94	Used	Non BMW Group (incl. Motorcycles)	Commercial	
46	Mar - 24	Aua - 20	24.174.15	22.952.40	0.00	22.952.40	New	1 Series	Private	
47	Mar - 24	Nov - 22	62.423.54	58.193.50	38.829.55	19.363.95	New	X5 Series	Commercial	
48	Mar - 24	Aua - 20	51.704.76	2.025.12	0.00	2.025.12	New	X5 Series	Private	
49	Mar - 24	Apr - 21	7.022.16	5.711.07	0.00	5.711.07	Used	5 Series	Private	
50	Mar - 24	Nov - 22	67.390.22	62.652.09	43.969.95	18.682.14	New	X4 Series	Commercial	
51	Mar - 24	Sept - 22	67.469.29	33.624.51	0.00	33.624.51	New	5 Series	Commercial	
52	Julv - 23	Apr - 22	100.077.77	100.077.77	72.799.47	27.278.30	New	X7 Series	Commercial	Sept - 23
53	Julv - 23	Oct - 22	61.361.53	60.891.29	52.526.19	8.365.10	Used	8 Series	Commercial	Oct - 23
54	Julv - 23	Apr - 22	47.832.04	47.210.40	29.418.27	17.792.13	New	2 Series	Commercial	Oct - 23
55	Aua - 23	June - 21	26.578.44	25.653.93	20.372.61	5.281.32	Used	X5 Series	Private	Nov - 23
56	Sept - 23	June - 22	13.225.32	13.126.71	5.093.81	8.032.90	Used	Non BMW Group (incl. Motorcycles)	Commercial	Nov - 23
57	Nov - 23	Apr - 20	14.442.13	283.72	45.92	237.80	Used	X3 Series	Private	Nov - 23
58	Nov - 23	Sept - 22	10.864.08	10.653.12	9.011.94	1.641.18	Used	Non BMW Group (incl. Motorcycles)	Private	Jan - 24
59	Nov - 23	Oct - 22	60.070.56	58.597.03	33.214.08	25.382.95	Used	X5 Series	Commercial	Feb - 24
60	Dec - 23	Sept - 22	17.181.64	15.747.97	12.973.33	2.774.64	Used	MINI	Private	Feb - 24
61	Dec - 23	Dec - 22	30.517.44	30.029.79	19.869.31	10.160.48	Used	Other BMW Group	Private	Feb - 24
62	Julv - 23	Oct - 22	36.363.41	35.325.31	30.620.75	4.704.56	New	3 Series	Private	Mar - 24
63	Dec - 23	Mar - 20	33.546.39	31.976.94	23.829.61	8.147.33	Used	X6 Series	Commercial	Mar - 24

Compartment German Auto Loans 12
Monthly Investor Report

Reporting Date:	Apr 11, 2024
Payment Date:	Apr 22, 2024
Period No.:	13
Monthly Period:	Mar, 2024
Interest Period:	Mar 20, 2024 to Apr 22, 2024 = 33 days

10. Outstanding Note Balance

1. Note Balance	All Notes	Class A	Class B
Initial Note Information			
ISIN code		XS2583638924	XS2583641803
Currency		EUR	EUR
Legal final maturity		Mar 2030	Mar 2030
Rating (Fitch Moody's S&P DBRS)		AAA N/A N/A AAA	N/A
Initial notes aggregate principal outstanding balance in EUR	975,100,000.00	900,000,000.00	75,100,000.00
Nominal amount per note in EUR		100,000.00	100,000.00
Initial number of notes per class in EUR		9,000	751
Current Note Information			
Notes aggregate principal outstanding balance in EUR - BoP	663,137,993.42	588,037,993.42	75,100,000.00
Available distribution amount in EUR	36,106,801.12		
Redemption per class in EUR		24,038,006.79	0,00
Redemption per note in EUR		2,670.89	0.00
Notes aggregate principal outstanding balance in EUR - EoP	639,099,986.63	563,999,986.63	75,100,000.00
Current pool factor		0.63	1.00
2. Payments to Investor per Note			
		Class A	Class B
Interest Type		Floating Rate	Fixed Rate
Reference Rate		1M_EURIBOR	NONE
Actual Interest Rate		3.855%	NONE
Spread		0.41%	0.00%
Coupon		4.265%	3.00%
Day count fraction		Actual/360	Actual/360
Interest days		33 days	33 days
Principal outstanding per note in EUR - BoP		65,337.55	100,000.00
Principal repayment per note in EUR		2,670.89	0.00
Principal outstanding per note in EUR - EoP		62,666.67	100,000.00
Interest payment per Note in EUR		255.44	0.00

Compartment German Auto Loans 12

Monthly Investor Report

Reporting Date:	Apr 11, 2024
Payment Date:	Apr 22, 2024
Period No.:	13
Monthly Period:	Mar, 2024
Interest Period:	Mar 20, 2024 to Apr 22, 2024 = 33 days

10. Outstanding Note Balance

3. Credit Enhancement	Initial Period (in EUR)	Initial CE (in %)	Current Period (in EUR)	Current CE (in %)
Class A	900,000,000.00	8.70	563,999,986.63	13.98
Class B	75,100,000.00	1.00	75,100,000.00	2.33
Cash Reserve (+ Overcollateralisation)	9,751,000.00	0.00	15,008,271.88	0.00

BMW Bank GmbH complies with the retention requirement of a material net economic interest in accordance with article 6 of the Securitisation Regulation. A minimum of 5.0% of the net economic interest will be retained on an ongoing basis in form of retention of the Class B Notes and Subordinated Loan.

4. Clean-Up Call Option

If the current aggregate outstanding principal balance is less than 10% of the initial aggregate principal balance on the issue date or if all outstanding Class A notes are repaid in full, the seller will have the option under the receivables purchase agreement to demand from the issuer the resale of all outstanding purchased receivables.

Aggregate outstanding principal balance at end of period (in EUR)	644,357,258.51
Clean-Up option exercisable	No

Compartment German Auto Loans 12

Monthly Investor Report

Reporting Date:	Apr 11, 2024
Payment Date:	Apr 22, 2024
Period No.:	13
Monthly Period:	Mar, 2024
Interest Period:	Mar 20, 2024 to Apr 22, 2024 = 33 days

11. Original Principal Balance

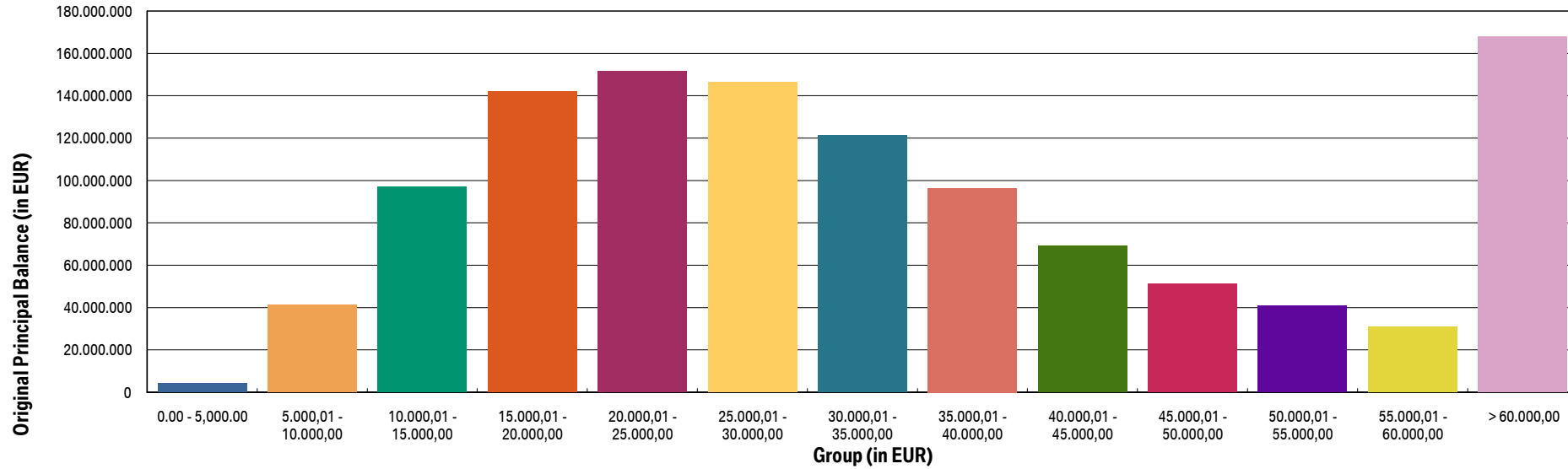
Initial Portfolio as of origination of contract

Group (in EUR) (by Original Principal Balance)	Original Principal Balance (in EUR)	Original Principal Balance (in % of total)	Number of Contracts	Number of Contracts (in % of total)
0.00 - 5.000,00	4,057,467.85	0.35	1,046	2.25
5.000,01 - 10.000,00	41,427,270.99	3.57	5,232	11.26
10.000,01 - 15.000,00	96,894,714.46	8.35	7,632	16.43
15.000,01 - 20.000,00	141,894,848.63	12.23	8,069	17.37
20.000,01 - 25.000,00	151,504,081.84	13.06	6,729	14.48
25.000,01 - 30.000,00	146,382,896.39	12.62	5,320	11.45
30.000,01 - 35.000,00	121,428,875.69	10.47	3,741	8.05
35.000,01 - 40.000,00	96,434,505.70	8.31	2,572	5.54
40.000,01 - 45.000,00	68,996,720.65	5.95	1,627	3.50
45.000,01 - 50.000,00	51,270,084.34	4.42	1,078	2.32
50.000,01 - 55.000,00	40,966,077.34	3.53	779	1.68
55.000,01 - 60.000,00	30,783,497.43	2.65	534	1.15
> 60.000,00	167,996,580.68	14.48	2,103	4.53
Total	1,160,037,621.99	100.00	46,462	100.00

Average:	24,967.45
Min:	1,500.00
Max:	281,722.25

Compartment German Auto Loans 12
Monthly Investor Report

Reporting Date: Apr 11, 2024
 Payment Date: Apr 22, 2024
 Period No.: 13
 Monthly Period: Mar, 2024
 Interest Period: Mar 20, 2024 to Apr 22, 2024
 = 33 days



Compartment German Auto Loans 12
Monthly Investor Report

Reporting Date:	Apr 11, 2024
Payment Date:	Apr 22, 2024
Period No.:	13
Monthly Period:	Mar, 2024
Interest Period:	Mar 20, 2024 to Apr 22, 2024 = 33 days

12. Aggregate Principal Balance

Initial Portfolio

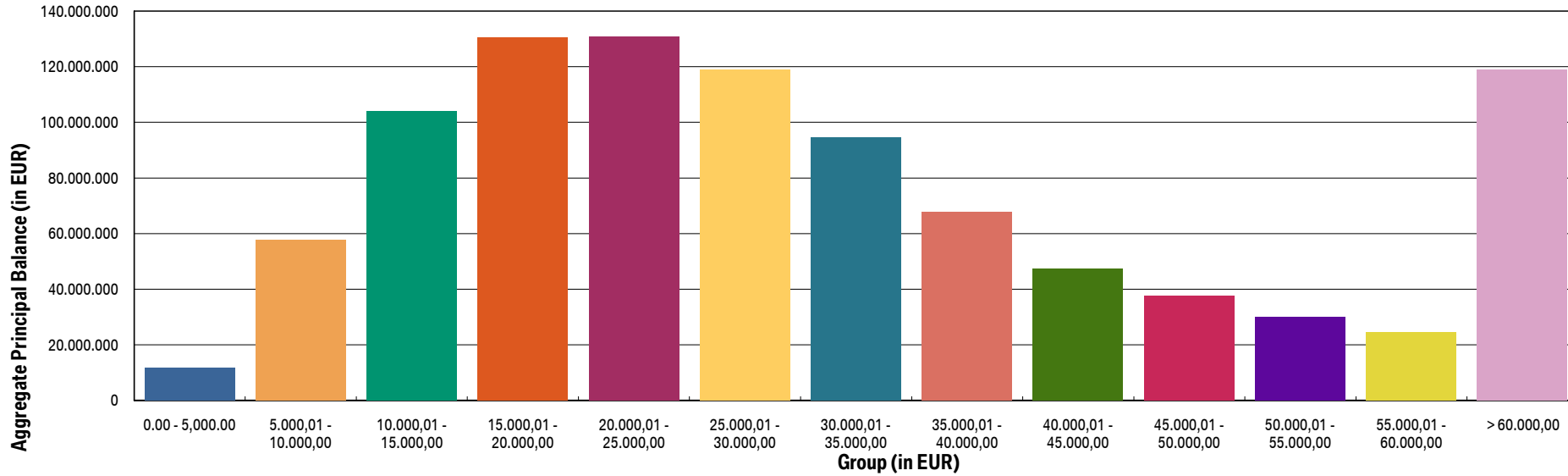
Group (in EUR)	Aggregate Outstanding Principal Balance (in EUR)	Aggregate Outstanding Principal Balance (in % of total)	Number of Contracts	Number of Contracts (in % of total)
0.00 - 5,000.00	11,883,394.44	1.22	3,640	7.83
5,000,01 - 10,000,00	57,728,672.28	5.92	7,622	16.40
10,000,01 - 15,000,00	104,129,323.70	10.68	8,341	17.95
15,000,01 - 20,000,00	130,488,059.45	13.38	7,481	16.10
20,000,01 - 25,000,00	130,747,732.34	13.41	5,846	12.58
25,000,01 - 30,000,00	119,021,975.96	12.21	4,346	9.35
30,000,01 - 35,000,00	94,659,599.76	9.71	2,928	6.30
35,000,01 - 40,000,00	67,761,452.99	6.95	1,815	3.91
40,000,01 - 45,000,00	47,460,103.18	4.87	1,120	2.41
45,000,01 - 50,000,00	37,646,995.65	3.86	796	1.71
50,000,01 - 55,000,00	30,073,008.88	3.08	574	1.24
55,000,01 - 60,000,00	24,469,853.11	2.51	427	0.92
> 60,000,00	119,029,579.09	12.21	1,526	3.28
Total	975,099,750.83	100.00	46,462	100.00

Average: 20,987.04
 Min: 181.31
 Max: 250,749.09



Compartment German Auto Loans 12
Monthly Investor Report

Reporting Date: Apr 11, 2024
 Payment Date: Apr 22, 2024
 Period No.: 13
 Monthly Period: Mar, 2024
 Interest Period: Mar 20, 2024 to Apr 22, 2024
 = 33 days



Compartment German Auto Loans 12
Monthly Investor Report

Reporting Date:	Apr 11, 2024
Payment Date:	Apr 22, 2024
Period No.:	13
Monthly Period:	Mar, 2024
Interest Period:	Mar 20, 2024 to Apr 22, 2024 = 33 days

13. Aggregate Outstanding Principal Balance

Current Portfolio

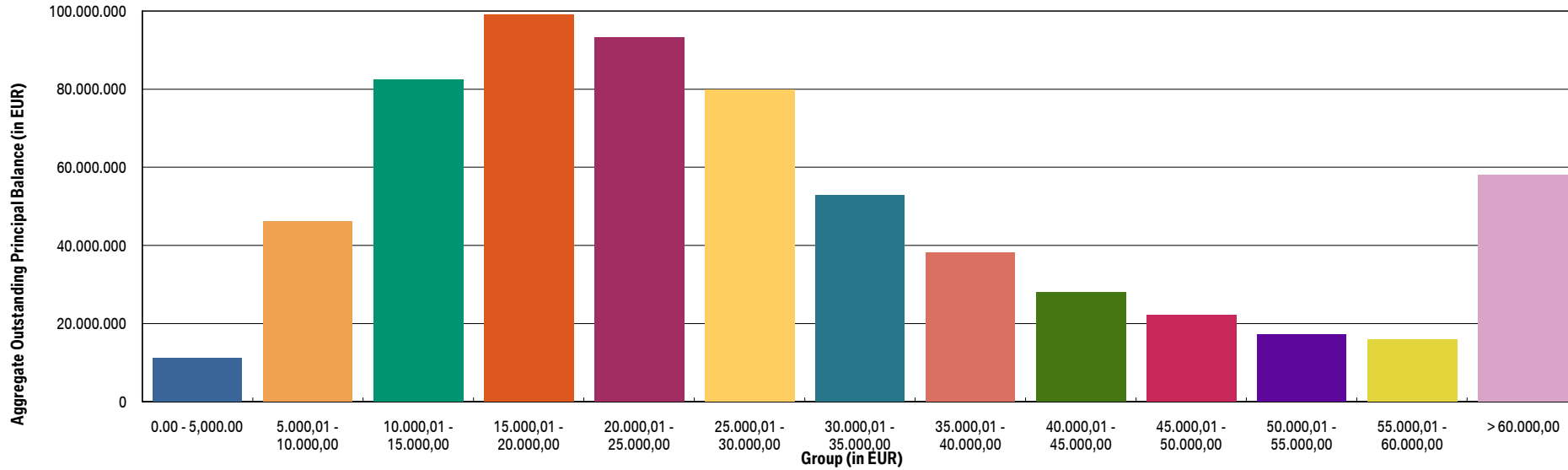
Group (in EUR)	Aggregate Outstanding Principal Balance (in EUR)	Aggregate Outstanding Principal Balance (in % of total)	Number of Contracts	Number of Contracts (in % of total)
0.00 - 5,000.00	11,097,687.89	1.72	5,876	16.10
5.000,01 - 10.000,00	46,175,368.15	7.17	6,077	16.65
10.000,01 - 15.000,00	82,470,946.51	12.80	6,608	18.10
15.000,01 - 20.000,00	99,134,806.85	15.39	5,696	15.60
20.000,01 - 25.000,00	93,156,604.47	14.46	4,161	11.40
25.000,01 - 30.000,00	79,737,965.51	12.37	2,921	8.00
30.000,01 - 35.000,00	52,866,183.54	8.20	1,637	4.48
35.000,01 - 40.000,00	38,161,845.65	5.92	1,021	2.80
40.000,01 - 45.000,00	27,978,614.97	4.34	661	1.81
45.000,01 - 50.000,00	22,213,243.61	3.45	469	1.28
50.000,01 - 55.000,00	17,251,368.64	2.68	329	0.90
55.000,01 - 60.000,00	15,990,469.84	2.48	278	0.76
> 60.000,00	58,122,152.88	9.02	770	2.11
Total	644,357,258.51	100.00	36,504	100.00

WA:	17,651.69
Min:	0.00
Max:	229,351.42



Compartment German Auto Loans 12
Monthly Investor Report

Reporting Date: Apr 11, 2024
 Payment Date: Apr 22, 2024
 Period No.: 13
 Monthly Period: Mar, 2024
 Interest Period: Mar 20, 2024 to Apr 22, 2024
 = 33 days



Compartment German Auto Loans 12
Monthly Investor Report

Reporting Date:	Apr 11, 2024
Payment Date:	Apr 22, 2024
Period No.:	13
Monthly Period:	Mar, 2024
Interest Period:	Mar 20, 2024 to Apr 22, 2024 = 33 days

14. Down Payments

Current Portfolio

Group (in EUR)	Aggregate Outstanding Principal Balance (in EUR)	Aggregate Outstanding Principal Balance (in % of total)	Number of Contracts	Number of Contracts (in % of total)
No Down Payment	164,239,667.34	25.49	10,913	29.90
<=1000	7,206,014.38	1.12	568	1.56
1.000,01 - 2.000,00	19,822,162.79	3.08	1,489	4.08
2.000,01 - 3.000,00	29,377,849.37	4.56	2,064	5.65
3.000,01 - 4.000,00	27,091,406.59	4.20	1,885	5.16
4.000,01 - 5.000,00	56,178,467.39	8.72	3,426	9.39
5.000,01 - 6.000,00	26,913,148.96	4.18	1,652	4.53
6.000,01 - 7.000,00	25,815,600.02	4.01	1,496	4.10
7.000,01 - 8.000,00	28,238,584.25	4.38	1,603	4.39
8.000,01 - 9.000,00	14,633,843.91	2.27	783	2.14
9.000,01 - 10.000,00	57,480,710.52	8.92	2,898	7.94
10.000,01 - 11.000,00	9,829,538.27	1.53	490	1.34
11.000,01 - 12.000,00	13,861,481.40	2.15	735	2.01
12.000,01 - 13.000,00	12,086,604.13	1.88	562	1.54
13.000,01 - 14.000,00	10,044,010.01	1.56	426	1.17
14.000,01 - 15.000,00	31,562,174.34	4.90	1,422	3.90
> 15.000,00	109,975,994.84	17.07	4,092	11.21
Total	644,357,258.51	100.00	36,504	100.00

Minimum Down Payment: 1.00
 Maximum Down Payment: 165,000.00
 Average Down Payment: 6,841.30
 Average Down Payment (customers that made a Down Payment) 9,758.70

Compartment German Auto Loans 12

Monthly Investor Report

Reporting Date:	Apr 11, 2024
Payment Date:	Apr 22, 2024
Period No.:	13
Monthly Period:	Mar, 2024
Interest Period:	Mar 20, 2024 to Apr 22, 2024 = 33 days

15. Borrower Concentration

Current Portfolio

Borrower (Top 20)	Aggregate Outstanding Principal Balance (in EUR)	Aggregate Outstanding Principal Balance (in % of total)	Number of Contracts	Number of Contracts (in % of total)
1	399,197.50	0.06	6	0.02
2	371,370.29	0.06	9	0.02
3	258,058.78	0.04	3	0.01
4	242,171.30	0.04	25	0.07
5	229,351.42	0.04	1	0.00
6	228,557.51	0.04	5	0.01
7	203,973.41	0.03	1	0.00
8	195,983.66	0.03	2	0.01
9	182,718.44	0.03	8	0.02
10	182,633.13	0.03	1	0.00
11	179,504.37	0.03	1	0.00
12	167,117.59	0.03	2	0.01
13	166,998.07	0.03	1	0.00
14	162,452.03	0.03	8	0.02
15	161,046.23	0.02	2	0.01
16	160,567.09	0.02	11	0.03
17	158,436.13	0.02	2	0.01
18	155,253.66	0.02	1	0.00
19	154,957.46	0.02	1	0.00
20	154,171.56	0.02	1	0.00
Total	4,114,519.63	0.64	91	0.25

Total Portfolio Balance	644,357,258.51
--------------------------------	-----------------------

Compartment German Auto Loans 12
Monthly Investor Report

Reporting Date:	Apr 11, 2024
Payment Date:	Apr 22, 2024
Period No.:	13
Monthly Period:	Mar, 2024
Interest Period:	Mar 20, 2024 to Apr 22, 2024 = 33 days

16. Geographical Distribution

Initial Portfolio

Post code area	Aggregate Outstanding Principal Balance (in EUR)	Aggregate Outstanding Principal Balance (in % of total)	Number of Contracts	Number of contracts (in % of total)
post code area 0	48,094,087.35	4.93	2,372	5.11
post code area 1	57,890,982.37	5.94	2,533	5.45
post code area 2	97,467,123.25	10.00	4,527	9.74
post code area 3	90,665,266.82	9.30	4,395	9.46
post code area 4	119,261,658.14	12.23	5,665	12.19
post code area 5	113,564,845.90	11.65	5,455	11.74
post code area 6	125,189,597.67	12.84	5,920	12.74
post code area 7	112,901,332.90	11.58	5,675	12.21
post code area 8	130,803,678.15	13.41	6,031	12.98
post code area 9	79,261,178.28	8.13	3,889	8.37
Total	975,099,750.83	100.00	46,462	100.00

Compartment German Auto Loans 12

Monthly Investor Report

Reporting Date:	Apr 11, 2024
Payment Date:	Apr 22, 2024
Period No.:	13
Monthly Period:	Mar, 2024
Interest Period:	Mar 20, 2024 to Apr 22, 2024 = 33 days

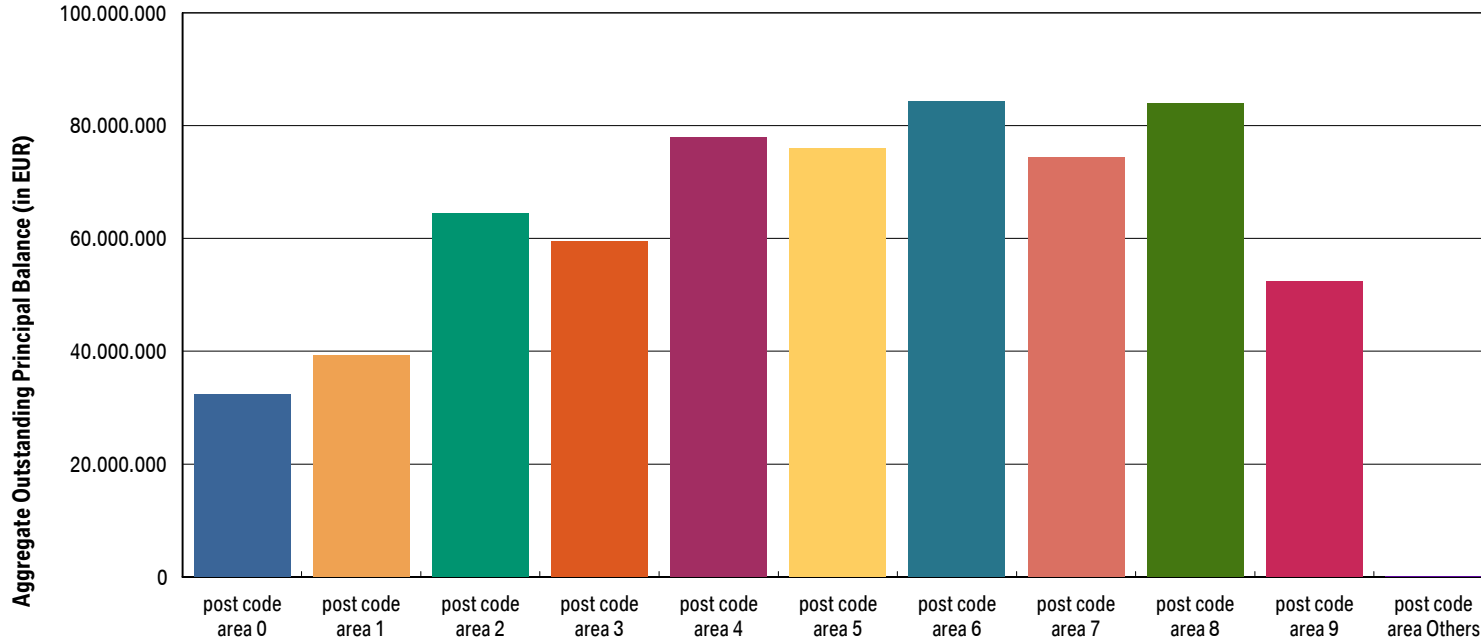
16. Geographical Distribution

Current Portfolio

Post code area	Aggregate Outstanding Principal Balance (in EUR)	Aggregate Outstanding Principal Balance (in % of total)	Number of Contracts	Number of Contracts (in % of total)
post code area 0	32,379,110.21	5.03	1,871	5.13
post code area 1	39,199,485.88	6.08	2,006	5.50
post code area 2	64,402,624.83	9.99	3,601	9.86
post code area 3	59,480,340.82	9.23	3,492	9.57
post code area 4	77,891,658.92	12.09	4,404	12.06
post code area 5	75,906,220.85	11.78	4,278	11.72
post code area 6	84,268,198.98	13.08	4,729	12.95
post code area 7	74,279,757.39	11.53	4,426	12.12
post code area 8	83,977,537.90	13.03	4,648	12.73
post code area 9	52,464,464.28	8.14	3,037	8.32
post code area Others	107,858.45	0.02	12	0.03
Total	644,357,258.51	100.00	36,504	100.00

Compartment German Auto Loans 12
Monthly Investor Report

Reporting Date: Apr 11, 2024
 Payment Date: Apr 22, 2024
 Period No.: 13
 Monthly Period: Mar, 2024
 Interest Period: Mar 20, 2024 to Apr 22, 2024
 = 33 days



Compartment German Auto Loans 12

Monthly Investor Report

Reporting Date:	Apr 11, 2024
Payment Date:	Apr 22, 2024
Period No.:	13
Monthly Period:	Mar, 2024
Interest Period:	Mar 20, 2024 to Apr 22, 2024 = 33 days

17. Car Type & Customer Group

Initial Portfolio

Car Type	Aggregate Outstanding Principal Balance (in EUR)	Aggregate Outstanding Principal Balance (in % of total)	Number of Contracts	Number of Contracts (in % of total)
New	390,039,862.21	40.00	12,782	27.51
Used	585,059,888.62	60.00	33,680	72.49
Total	975,099,750.83	100.00	46,462	100.00

Customer Group	Aggregate Outstanding Principal Balance (in EUR)	Aggregate Outstanding Principal Balance (in % of total)	Number of Contracts	Number of Contracts (in % of total)
Commercial	292,529,904.57	30.00	9,300	20.02
Private Individual	682,569,846.26	70.00	37,162	79.98
Total	975,099,750.83	100.00	46,462	100.00

Current Portfolio

Car Type	Aggregate Outstanding Principal Balance (in EUR)	Aggregate Outstanding Principal Balance (in % of total)	Number of Contracts	Number of Contracts (in % of total)
New	260,662,322.74	40.45	9,885	27.08
Used	383,694,935.77	59.55	26,619	72.92
Total	644,357,258.51	100.00	36,504	100.00

Customer Group	Aggregate Outstanding Principal Balance (in EUR)	Aggregate Outstanding Principal Balance (in % of total)	Number of Contracts	Number of Contracts (in % of total)
Commercial	192,070,444.98	29.81	7,307	20.02
Private Individual	452,286,813.53	70.19	29,197	79.98
Total	644,357,258.51	100.00	36,504	100.00



Compartment German Auto Loans 12
Monthly Investor Report

Reporting Date:	Apr 11, 2024
Payment Date:	Apr 22, 2024
Period No.:	13
Monthly Period:	Mar, 2024
Interest Period:	Mar 20, 2024 to Apr 22, 2024 = 33 days

18. Fuel Type

Stratification on fuel type will be shown from next period onwards

Compartment German Auto Loans 12
Monthly Investor Report

Reporting Date:	Apr 11, 2024
Payment Date:	Apr 22, 2024
Period No.:	13
Monthly Period:	Mar, 2024
Interest Period:	Mar 20, 2024 to Apr 22, 2024 = 33 days

19. Delinquencies

Initial Portfolio

Days past due	Aggregate Outstanding Principal Balance (in EUR)	Aggregate Outstanding Principal Balance (in % of total)	Number of Contracts	Number of Contracts (in % of total)
1 - 30	0.00	0.00	0	0.00
31 - 60	0.00	0.00	0	0.00
61 - 90	0.00	0.00	0	0.00
91 - 120	0.00	0.00	0	0.00
> 120	0.00	0.00	0	0.00
Total	0.00	0.00	0	0.00

Current Portfolio

Days past due	Aggregate Outstanding Principal Balance (in EUR)	Aggregate Outstanding Principal Balance (in % of total)	Number of Contracts	Number of Contracts (in % of total)
1 - 30	7,964,788.04	1.24	331	0.91
31 - 60	1,582,228.41	0.25	58	0.16
61 - 90	480,419.03	0.07	17	0.05
91 - 120	174,766.73	0.03	8	0.02
> 120	574,805.15	0.09	22	0.06
Total	10,777,007.36	1.67	436	1.19

Compartment German Auto Loans 12

Monthly Investor Report

Reporting Date:	Apr 11, 2024
Payment Date:	Apr 22, 2024
Period No.:	13
Monthly Period:	Mar, 2024
Interest Period:	Mar 20, 2024 to Apr 22, 2024 = 33 days

20. Delinquencies Analysis

Monthly Period	Performing (in EUR)	31-60 days past due (in EUR)	61-90 days past due (in EUR)	91-120 days past due (in EUR)	>120 days past due (in EUR)
Mar - 23	949,796,023.32	0.00	0.00	0.00	0.00
Apr - 23	925,408,616.53	289,216.43	0.00	0.00	0.00
May - 23	899,304,697.66	321,221.32	267,008.55	0.00	0.00
June - 23	870,381,523.60	620,140.53	104,152.31	151,156.90	0.00
July - 23	843,903,456.53	544,660.15	237,724.39	96,885.08	51,079.13
Aug - 23	816,295,745.58	1,072,580.11	202,384.06	81,658.89	128,209.39
Sept - 23	790,704,866.31	951,698.13	487,940.41	122,105.11	75,178.38
Oct - 23	764,658,729.11	899,859.63	646,978.91	310,363.46	142,654.37
Nov - 23	739,082,992.23	458,269.18	490,598.68	368,500.50	293,331.83
Dec - 23	713,941,049.41	781,921.75	480,192.45	206,808.09	406,767.75
Jan - 24	688,598,272.20	1,083,360.75	457,327.04	292,189.12	387,418.57
Feb - 24	665,628,987.11	1,395,972.53	359,351.84	328,061.11	519,643.95
Mar - 24	641,545,039.19	1,582,228.41	480,419.03	174,766.73	574,805.15

Compartment German Auto Loans 12
Monthly Investor Report

Reporting Date:	Apr 11, 2024
Payment Date:	Apr 22, 2024
Period No.:	13
Monthly Period:	Mar, 2024
Interest Period:	Mar 20, 2024 to Apr 22, 2024 = 33 days

21. Seasoning

Initial Portfolio

Group (in months)	Aggregate Outstanding Principal Balance (in EUR)	Aggregate Outstanding Principal Balance (in % of total)	Number of Contracts	Number of Contracts (in % of total)
<= 6	327,236,611.03	33.56	12,363	26.61
> 6 - <= 12	267,785,538.58	27.46	11,671	25.12
> 12 - <= 24	220,610,073.41	22.62	12,531	26.97
> 24 - <= 36	146,371,512.90	15.01	9,048	19.47
> 36 - <= 42	8,377,757.20	0.86	523	1.13
> 42 - <= 48	4,541,469.31	0.47	319	0.69
> 48 - <= 53	176,788.40	0.02	7	0.02
> 53	0.00	0.00	0	0.00
Total	975,099,750.83	100.00	46,462	100.00

WA Seasoning (in months): 12.72

Min (in months): 2.00

Max (in months): 49.00

Compartment German Auto Loans 12
Monthly Investor Report

Reporting Date:	Apr 11, 2024
Payment Date:	Apr 22, 2024
Period No.:	13
Monthly Period:	Mar, 2024
Interest Period:	Mar 20, 2024 to Apr 22, 2024 = 33 days

21. Seasoning

Current Portfolio

Group (in months)	Aggregate Outstanding Principal Balance (in EUR)	Aggregate Outstanding Principal Balance (in % of total)	Number of Contracts	Number of Contracts (in % of total)
<= 6	0.00	0.00	0	0.00
> 6 - <= 12	0.00	0.00	0	0.00
> 12 - <= 24	414,499,385.44	64.33	19,984	54.74
> 24 - <= 36	153,892,581.54	23.88	10,549	28.90
> 36 - <= 42	40,921,452.14	6.35	3,051	8.36
> 42 - <= 48	29,063,787.84	4.51	2,367	6.48
> 48 - <= 53	3,565,468.17	0.55	306	0.84
> 53	2,414,583.38	0.37	247	0.68
Total	644,357,258.51	100.00	36,504	100.00

WA Seasoning (in months): 24.31
 Min (in months): 15.00
 Max (in months): 62.00

Compartment German Auto Loans 12
Monthly Investor Report

Reporting Date:	Apr 11, 2024
Payment Date:	Apr 22, 2024
Period No.:	13
Monthly Period:	Mar, 2024
Interest Period:	Mar 20, 2024 to Apr 22, 2024 = 33 days

22. Remaining Term

Initial Portfolio

Group (in months)	Aggregate Outstanding Principal Balance (in EUR)	Aggregate Outstanding Principal Balance (in % of total)	Number of Contracts	Number of Contracts (in % of total)
<= 6	22,572,461.26	2.31	2,167	4.66
> 6 - <= 12	40,950,552.59	4.20	3,197	6.88
> 12 - <= 24	145,844,895.71	14.96	9,908	21.32
> 24 - <= 36	311,372,277.62	31.93	14,640	31.51
> 36 - <= 42	106,334,178.58	10.90	4,519	9.73
> 42 - <= 48	112,695,862.35	11.56	4,194	9.03
> 48 - <= 53	106,031,501.62	10.87	3,633	7.82
> 53	129,298,021.10	13.26	4,204	9.05
Total	975,099,750.83	100.00	46,462	100.00

WA Remaining Term (in months): 35.63
 Min (in months): 3.00
 Max (in months): 59.00

Compartment German Auto Loans 12
Monthly Investor Report

Reporting Date:	Apr 11, 2024
Payment Date:	Apr 22, 2024
Period No.:	13
Monthly Period:	Mar, 2024
Interest Period:	Mar 20, 2024 to Apr 22, 2024 = 33 days

22. Remaining Term

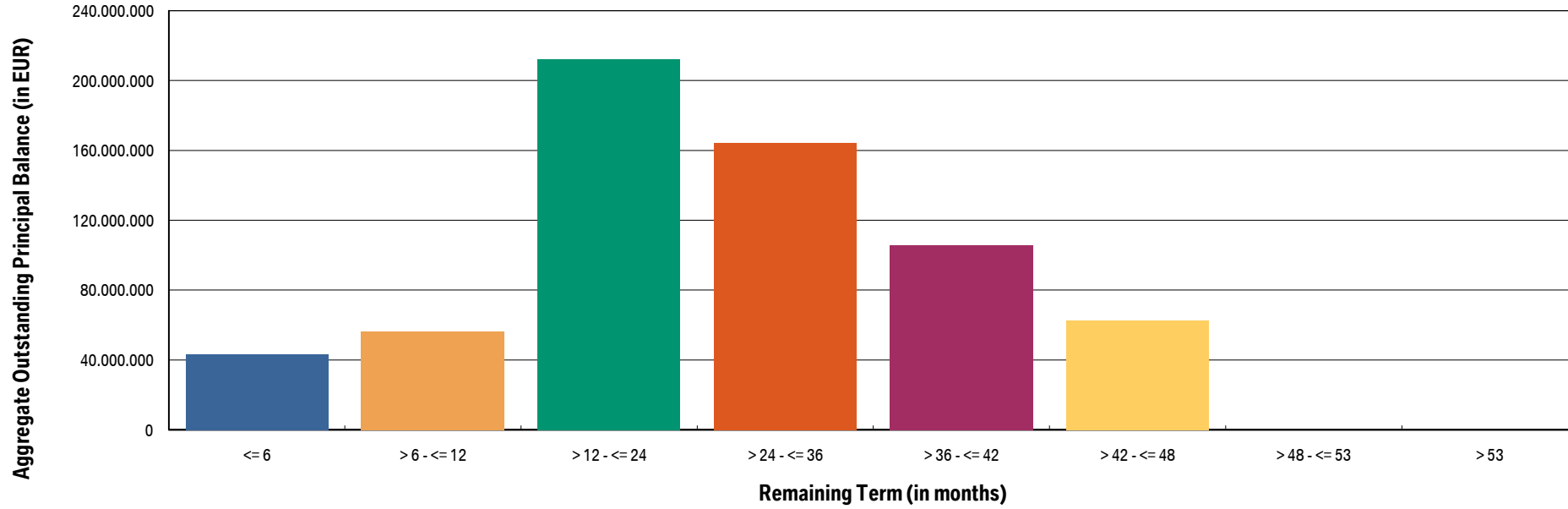
Current Portfolio

Group (in months)	Aggregate Outstanding Principal Balance (in EUR)	Aggregate Outstanding Principal Balance (in % of total)	Number of Contracts	Number of Contracts (in % of total)
<= 6	43,249,180.67	6.71	6,372	17.46
> 6 - <= 12	56,280,090.83	8.73	4,251	11.65
> 12 - <= 24	212,271,754.93	32.94	11,990	32.85
> 24 - <= 36	164,391,503.24	25.51	7,555	20.70
> 36 - <= 42	105,712,808.58	16.41	4,086	11.19
> 42 - <= 48	62,451,920.26	9.69	2,250	6.16
> 48 - <= 53	0.00	0.00	0	0.00
> 53	0.00	0.00	0	0.00
Total	644,357,258.51	100.00	36,504	100.00

WA Remaining Term (in months): 25.55
 Min (in months): 0.00
 Max (in months): 46.00

Compartment German Auto Loans 12
Monthly Investor Report

Reporting Date:	Apr 11, 2024
Payment Date:	Apr 22, 2024
Period No.:	13
Monthly Period:	Mar, 2024
Interest Period:	Mar 20, 2024 to Apr 22, 2024 = 33 days



Compartment German Auto Loans 12
Monthly Investor Report

Reporting Date:	Apr 11, 2024
Payment Date:	Apr 22, 2024
Period No.:	13
Monthly Period:	Mar, 2024
Interest Period:	Mar 20, 2024 to Apr 22, 2024 = 33 days

23. Original Term

Initial Portfolio

Group (in months)	Aggregate Outstanding Principal Balance (in EUR)	Aggregate Outstanding Principal Balance (in % of total)	Number of Contracts	Number of Contracts (in % of total)
<= 6	0.00	0.00	0	0.00
> 6 - <= 12	197,631.56	0.02	76	0.16
> 12 - <= 24	30,228,738.48	3.10	3,048	6.56
> 24 - <= 36	319,144,423.81	32.73	17,068	36.74
> 36 - <= 42	7,361,853.82	0.75	491	1.06
> 42 - <= 48	198,113,105.25	20.32	9,186	19.77
> 48 - <= 53	3,640,946.34	0.37	224	0.48
> 53	416,413,051.57	42.70	16,369	35.23
Total	975,099,750.83	100.00	46,462	100.00

WA Original Term (in months): 48.35
 Min (in months): 7.00
 Max (in months): 102.00

Compartment German Auto Loans 12
Monthly Investor Report

Reporting Date:	Apr 11, 2024
Payment Date:	Apr 22, 2024
Period No.:	13
Monthly Period:	Mar, 2024
Interest Period:	Mar 20, 2024 to Apr 22, 2024 = 33 days

23. Original Term

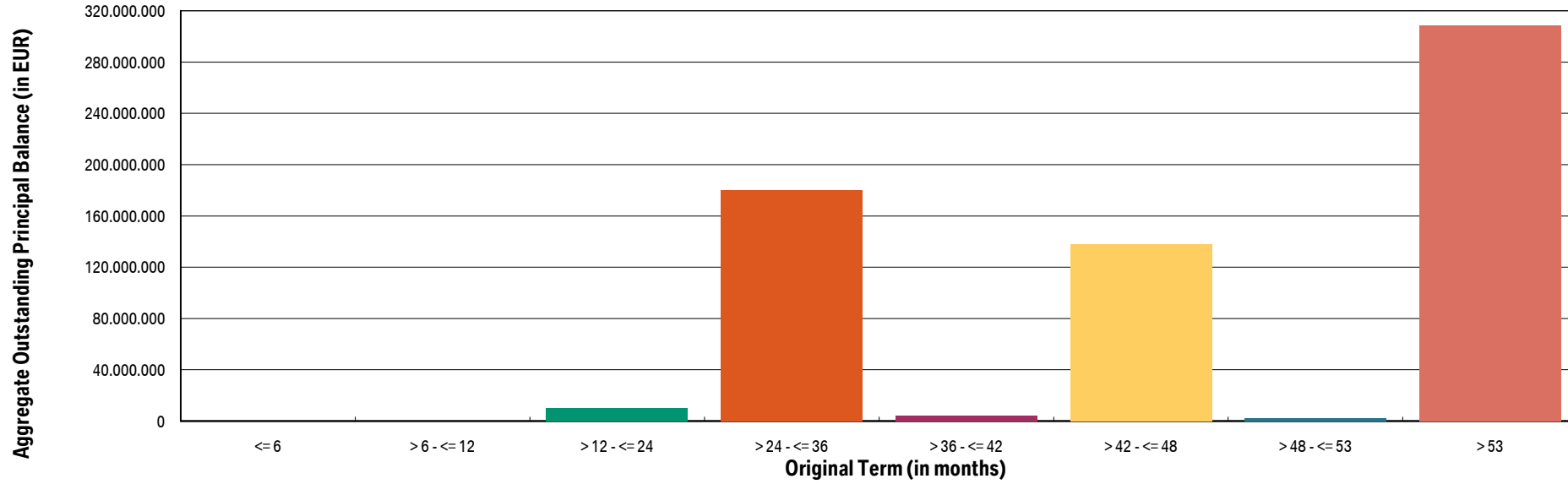
Current Portfolio

Group (in months)	Aggregate Outstanding Principal Balance (in EUR)	Aggregate Outstanding Principal Balance (in % of total)	Number of Contracts	Number of Contracts (in % of total)
<= 6	0.00	0.00	0	0.00
> 6 - <= 12	0.00	0.00	0	0.00
> 12 - <= 24	10,473,643.22	1.63	1,681	4.60
> 24 - <= 36	180,519,700.29	28.02	11,883	32.55
> 36 - <= 42	4,194,099.67	0.65	368	1.01
> 42 - <= 48	138,102,349.77	21.43	7,886	21.60
> 48 - <= 53	2,531,377.99	0.39	192	0.53
> 53	308,536,087.57	47.88	14,494	39.71
Total	644,357,258.51	100.00	36,504	100.00

WA Original Term (in months): 49.93
 Min (in months): 14.00
 Max (in months): 102.00

Compartment German Auto Loans 12
Monthly Investor Report

Reporting Date:	Apr 11, 2024
Payment Date:	Apr 22, 2024
Period No.:	13
Monthly Period:	Mar, 2024
Interest Period:	Mar 20, 2024 to Apr 22, 2024 = 33 days



Compartment German Auto Loans 12

Monthly Investor Report

Reporting Date:	Apr 11, 2024
Payment Date:	Apr 22, 2024
Period No.:	13
Monthly Period:	Mar, 2024
Interest Period:	Mar 20, 2024 to Apr 22, 2024 = 33 days

24. Vehicle Class

Initial Portfolio

Group	Aggregate Outstanding Principal Balance (in EUR)	Aggregate Outstanding Principal Balance (in % of total)	Number of Contracts	Number of Contracts (in % of total)
BMW 1 Series	68,100,088.26	6.98	5,202	11.20
BMW 2 Series	80,131,283.87	8.22	4,147	8.93
BMW 3 Series	87,571,684.87	8.98	4,549	9.79
BMW 4 Series	61,001,528.73	6.26	2,142	4.61
BMW 5 Series	106,264,966.03	10.90	4,417	9.51
BMW 6 Series	7,861,291.27	0.81	287	0.62
BMW 7 Series	13,965,785.54	1.43	424	0.91
BMW 8 Series	12,692,023.29	1.30	174	0.37
BMW X1 Series	70,606,656.56	7.24	3,821	8.22
BMW X2 Series	21,808,922.51	2.24	951	2.05
BMW X3 Series	77,670,299.93	7.97	2,831	6.09
BMW X4 Series	27,731,815.34	2.84	901	1.94
BMW X5 Series	73,532,408.11	7.54	1,766	3.80
BMW X6 Series	26,148,002.73	2.68	571	1.23
BMW X7 Series	12,925,770.25	1.33	178	0.38
BMW Z Series	15,715,164.12	1.61	514	1.11
BMW i Series	7,834,612.91	0.80	320	0.69
MINI	122,586,846.39	12.57	7,672	16.51
Non BMW Group Models (incl. Motorcycles)	41,250,416.97	4.23	2,128	4.58
Other BMW Group (incl. Motorcycles)	39,700,183.15	4.07	3,467	7.46
Total	975,099,750.83	100.00	46,462	100.00

Compartment German Auto Loans 12

Monthly Investor Report

Reporting Date:	Apr 11, 2024
Payment Date:	Apr 22, 2024
Period No.:	13
Monthly Period:	Mar, 2024
Interest Period:	Mar 20, 2024 to Apr 22, 2024 = 33 days

24. Vehicle Class

Current Portfolio

Group	Aggregate Outstanding Principal Balance (in EUR)	Aggregate Outstanding Principal Balance (in % of total)	Number of Contracts	Number of Contracts (in % of total)
BMW 1 Series	43,916,341.07	6.82	4,023	11.02
BMW 2 Series	52,574,929.99	8.16	3,281	8.99
BMW 3 Series	57,512,230.40	8.93	3,569	9.78
BMW 4 Series	40,765,830.05	6.33	1,672	4.58
BMW 5 Series	70,588,418.92	10.95	3,573	9.79
BMW 6 Series	5,201,986.81	0.81	231	0.63
BMW 7 Series	8,894,585.75	1.38	320	0.88
BMW 8 Series	8,011,115.18	1.24	135	0.37
BMW X1 Series	47,694,093.31	7.40	3,072	8.42
BMW X2 Series	14,852,055.80	2.30	789	2.16
BMW X3 Series	53,066,661.87	8.24	2,296	6.29
BMW X4 Series	18,366,085.78	2.85	710	1.94
BMW X5 Series	50,011,098.68	7.76	1,410	3.86
BMW X6 Series	17,215,318.66	2.67	443	1.21
BMW X7 Series	8,105,218.73	1.26	135	0.37
BMW Z Series	10,230,156.14	1.59	385	1.05
BMW i Series	4,982,888.07	0.77	257	0.70
MINI	82,009,977.90	12.73	6,062	16.61
Non BMW Group Models (incl. Motorcycles)	27,011,636.06	4.19	1,670	4.57
Other BMW Group (incl. Motorcycles)	23,346,629.34	3.62	2,471	6.77
Total	644,357,258.51	100.00	36,504	100.00

Compartment German Auto Loans 12
Monthly Investor Report

Reporting Date:	Apr 11, 2024
Payment Date:	Apr 22, 2024
Period No.:	13
Monthly Period:	Mar, 2024
Interest Period:	Mar 20, 2024 to Apr 22, 2024 = 33 days

25. Payment Type

Initial Portfolio:

Group	Aggregate Outstanding Principal Balance (in EUR)	Aggregate Outstanding Principal Balance (in % of total)	Number of Contracts	Number of Contracts (in % of total)
Direct debit	973,586,738.42	99.84	46,391	99.85
Self payment	1,513,012.41	0.16	71	0.15
Total	975,099,750.83	100.00	46,462	100.00

Current Portfolio

Group	Aggregate Outstanding Principal Balance (in EUR)	Aggregate Outstanding Principal Balance (in % of total)	Number of Contracts	Number of Contracts (in % of total)
Direct debit	640,107,773.00	99.34	36,312	99.47
Self payment	4,249,485.51	0.66	192	0.53
Total	644,357,258.51	100.00	36,504	100.00



Compartment German Auto Loans 12
Monthly Investor Report

Reporting Date:	Apr 11, 2024
Payment Date:	Apr 22, 2024
Period No.:	13
Monthly Period:	Mar, 2024
Interest Period:	Mar 20, 2024 to Apr 22, 2024 = 33 days

26. Interest Rates

Weighted Average Nominal Interest Rate (in %)		
Aggregate Outstanding Principal Balance (Initial)	975,099,750.83	3.82
Aggregate Outstanding Principal Balance	644,357,258.51	3.85

Compartment German Auto Loans 12
Monthly Investor Report

Reporting Date:	Apr 11, 2024
Payment Date:	Apr 22, 2024
Period No.:	13
Monthly Period:	Mar, 2024
Interest Period:	Mar 20, 2024 to Apr 22, 2024 = 33 days

27. Credit Type

Initial Portfolio

Credit Type	Aggregate Outstanding Principal Balance (in EUR)	Aggregate Outstanding Principal Balance (in % of total)	Number of Contracts	Number of Contracts (in % of total)
Balloon	961,814,765.57	98.64	44,739	96.29
Equal Instalment Loan	13,284,985.26	1.36	1,723	3.71
Total	975,099,750.83	100.00	46,462	100.00

Current Portfolio

Credit Type	Aggregate Outstanding Principal Balance (in EUR)	Aggregate Outstanding Principal Balance (in % of total)	Number of Contracts	Number of Contracts (in % of total)
Balloon	637,988,485.73	99.01	35,268	96.61
Equal Instalment Loan	6,368,772.78	0.99	1,236	3.39
Total	644,357,258.51	100.00	36,504	100.00

Compartment German Auto Loans 12

Monthly Investor Report

Reporting Date:	Apr 11, 2024
Payment Date:	Apr 22, 2024
Period No.:	13
Monthly Period:	Mar, 2024
Interest Period:	Mar 20, 2024 to Apr 22, 2024 = 33 days

28. Contracts per Customer

Initial Portfolio

Group	Aggregate Outstanding Principal Balance (in EUR)	Aggregate Outstanding Principal Balance (in % of total)	Number of Contracts	Number of Contracts (in % of total)
1	931,116,557.37	95.49	44,997	96.85
2 - 4	38,110,887.21	3.91	1,273	2.74
5 - 7	2,440,020.75	0.25	70	0.15
8 - 10	979,368.69	0.10	26	0.06
> 10	2,452,916.81	0.25	96	0.21
Total	975,099,750.83	100.00	46,462	100.00

Current Portfolio

Group	Aggregate Outstanding Principal Balance (in EUR)	Aggregate Outstanding Principal Balance (in % of total)	Number of Contracts	Number of Contracts (in % of total)
1	622,853,088.21	96.66	35,635	97.62
2 - 4	19,133,394.56	2.97	764	2.09
5 - 7	1,251,496.59	0.19	44	0.12
8 - 10	877,107.85	0.14	36	0.10
> 10	242,171.30	0.04	25	0.07
Total	644,357,258.51	100.00	36,504	100.00

Compartment German Auto Loans 12
Monthly Investor Report

Reporting Date: Apr 11, 2024
 Payment Date: Apr 22, 2024
 Period No.: 13
 Monthly Period: Mar, 2024
 Interest Period: Mar 20, 2024 to Apr 22, 2024
 = 33 days

29. Amortisation

Initial Portfolio

Period	Principal Balance (in EUR)
	975,099,750.83
1	962,245,877.65
2	949,351,254.35
3	932,366,208.15
4	914,821,567.27
5	897,230,890.89
6	878,446,016.84
7	860,381,566.82
8	842,796,409.62
9	825,270,555.60
10	807,419,764.99
11	789,688,110.98
12	773,278,354.71
13	755,815,331.25
14	737,019,884.09
15	718,348,058.65
16	699,304,152.57
17	679,758,987.39
18	661,174,916.37
19	642,384,045.76
20	622,755,108.40
21	603,879,008.11
22	584,312,549.83
23	566,731,153.36
24	551,079,760.53
25	529,771,190.31
26	507,656,838.99
27	484,098,048.53
28	460,413,126.21
29	435,522,121.08
30	411,652,588.19

Current Portfolio

Period	Principal Balance in EUR	Reduction in EUR
	644,357,258.51	
1	626,126,096.50	18,231,162.01
2	611,102,485.30	15,023,611.20
3	595,389,015.82	15,713,469.48
4	579,252,929.93	16,136,085.89
5	563,666,471.55	15,586,458.38
6	548,491,650.06	15,174,821.49
7	532,008,122.14	16,483,527.92
8	516,178,671.35	15,829,450.79
9	499,905,730.00	16,272,941.35
10	485,030,878.81	14,874,851.19
11	471,871,811.20	13,159,067.61
12	453,933,377.72	17,938,433.48
13	435,504,418.04	18,428,959.68
14	415,489,967.39	20,014,450.65
15	395,424,132.04	20,065,835.35
16	374,295,840.81	21,128,291.23
17	354,092,346.24	20,203,494.57
18	333,605,437.26	20,486,908.98
19	311,960,581.56	21,644,855.70
20	288,435,736.21	23,524,845.35
21	262,399,659.22	26,036,076.99
22	252,473,600.17	9,926,059.05
23	243,860,730.49	8,612,869.68
24	234,359,083.53	9,501,646.96
25	222,796,228.15	11,562,855.38
26	210,860,612.70	11,935,615.45
27	198,136,635.46	12,723,977.24
28	185,198,884.68	12,937,750.78
29	172,890,858.02	12,308,026.66
30	160,852,858.61	12,037,999.41

Compartment German Auto Loans 12

Monthly Investor Report

Reporting Date:	Apr 11, 2024
Payment Date:	Apr 22, 2024
Period No.:	13
Monthly Period:	Mar, 2024
Interest Period:	Mar 20, 2024 to Apr 22, 2024 = 33 days

29. Amortisation

Initial Portfolio

Period	Principal Balance (in EUR)
31	387,872,300.86
32	362,602,628.78
33	335,197,679.56
34	304,078,904.50
35	292,399,935.12
36	282,545,704.77
37	270,956,471.74
38	257,596,513.79
39	243,566,841.95
40	228,917,489.70
41	214,102,462.18
42	200,001,463.54
43	186,219,118.39
44	170,955,838.48
45	157,004,491.14
46	138,801,470.83
47	131,879,608.31
48	124,434,546.15
49	114,823,707.08
50	103,356,810.98
51	91,007,194.08
52	78,283,363.29
53	63,337,775.74
54	51,264,306.22
55	39,207,412.28
56	26,334,666.39
57	14,108,488.70
58	354.46
59	0.00

Current Portfolio

Period	Principal Balance in EUR	Reduction in EUR
31	147,899,884.42	12,952,974.19
32	135,801,235.42	12,098,649.00
33	119,826,780.14	15,974,455.28
34	113,927,954.73	5,898,825.41
35	107,516,397.71	6,411,557.02
36	99,313,172.02	8,203,225.69
37	89,388,569.06	9,924,602.96
38	78,613,153.13	10,775,415.93
39	67,690,440.05	10,922,713.08
40	54,385,927.72	13,304,512.33
41	43,873,047.98	10,512,879.74
42	33,555,962.16	10,317,085.82
43	22,371,100.82	11,184,861.34
44	11,675,794.46	10,695,306.36
45	173.86	11,675,620.60
46	0.00	173.86
47	0.00	0.00
48	0.00	0.00
49	0.00	0.00
50	0.00	0.00
51	0.00	0.00
52	0.00	0.00
53	0.00	0.00
54	0.00	0.00
55	0.00	0.00
56	0.00	0.00
57	0.00	0.00
58	0.00	0.00
59	0.00	0.00

Compartment German Auto Loans 12

Monthly Investor Report

Reporting Date:	Apr 11, 2024
Payment Date:	Apr 22, 2024
Period No.:	13
Monthly Period:	Mar, 2024
Interest Period:	Mar 20, 2024 to Apr 22, 2024 = 33 days

30. Priority of Payments

All values in EUR

Available Distribution Amount	+	36,106,801.12
Taxes	-	0.00
Trustee Payment	-	0.00
Senior Expenses	-	18,834.33
Swap Net Payment	-	0.00
Class A Interest	-	2,298,960.00
Cash Reserve	-	9,751,000.00
Class A Principal	-	24,038,006.79
Class B Interest	-	0.00
Class B Principal	-	0.00
Swap Termination Event	-	0.00
Subordinated Loan Interest	-	0.00
Subordinated Loan Principal	-	0.00
Seller	-	0.00

Compartment German Auto Loans 12
Monthly Investor Report

Reporting Date:	Apr 11, 2024
Payment Date:	Apr 22, 2024
Period No.:	13
Monthly Period:	Mar, 2024
Interest Period:	Mar 20, 2024 to Apr 22, 2024 = 33 days

31. Transaction Costs

Cost Category (in EUR)	Class A	Class B	Subordinated Loan	Total
Senior Expenses				18,834.33
Interest accrued for the Period	2,298,960.00	206,525.00	52,334.43	2,557,819.43
Interest payments for the Period	2,298,960.00	0.00	0.00	2,298,960.00
Cumulative Interest Payments	32,098,680.00	0.00	0.00	32,098,680.00
Unpaid Interest for the Period	0.00	206,525.00	52,334.43	258,859.43
Cumulative Unpaid Interest	0.00	2,497,082.51	598,954.63	3,096,037.14

Compartment German Auto Loans 12

Monthly Investor Report

Reporting Date: Apr 11, 2024
 Payment Date: Apr 22, 2024
 Period No.: 13
 Monthly Period: Mar, 2024
 Interest Period: Mar 20, 2024 to Apr 22, 2024
 = 33 days

32. Ratings

	Fitch	S&P	Moody's	DBRS
Notes - current ratings				
Class A	AAA	N/A	N/A	AAA
Class B	N/A	N/A	N/A	N/A

		Fitch	S&P	Moody's	DBRS	Trigger Breached	
Transaction Parties - current ratings							
	BMW AG	long term	N/A	A	A2	N/A	no
		short term	N/A	A-1	P-1	N/A	no
Issuer Account Bank:	The Bank of New York Mellon	long term	AA	N/A	N/A	N/A	no
		short term	F1+	N/A	N/A	N/A	no
Swap Provider:	Skandinaviska Enskilda Banken AB	long term	AA-	N/A	N/A	A	no
		short term	F1+	N/A	N/A	N/A	no

		Fitch	S&P	Moody's	DBRS	
Transaction Parties - required ratings						
	BMW AG	long term	BBB	N/A	N/A	BBB low
		short term	F2	N/A	N/A	N/A
Issuer Account Bank:	The Bank of New York Mellon	long term	A	N/A	N/A	A
		short term	F1	N/A	N/A	N/A
Swap Provider:	Skandinaviska Enskilda Banken AB	long term	A	N/A	N/A	A
		short term	F1	N/A	N/A	N/A

Compartment German Auto Loans 12

Monthly Investor Report

Reporting Date:	Apr 11, 2024
Payment Date:	Apr 22, 2024
Period No.:	13
Monthly Period:	Mar, 2024
Interest Period:	Mar 20, 2024 to Apr 22, 2024 = 33 days

33. Swap Counterparty Data

Swap Counterparty Data	
Swap counterparty provider	Skandinaviska Enskilda Banken AB (publ)
Swap termination event	No

Swap Data	
Swap type	Fixed floating interest rate swap
Notional amount (in EUR)	588,037,993.42
Fixed rate (in %)	3.0700
Floating rate (Euribor in %)	3.8550
Net swap payments (in EUR) (- from SPV / + to SPV)	573,582.06