

**BMW  
GROUP**



**ROLLS-ROYCE**  
MOTOR CARS LTD

**Bavarian Sky S.A., Compartment German Auto Loans 11**

**Monthly Investor Report - March 2025**

# Compartment German Auto Loans 11

## Monthly Investor Report

Reporting Date:	Apr 09, 2025
Payment Date:	Apr 22, 2025
Period No.:	35
Monthly Period:	Mar, 2025
Interest Period:	Mar 20, 2025 to Apr 22, 2025 = 33 days

### **Index**

1. Contact Information
2. Reporting Contact Details
3. Counterparty History & Noteworthy Transaction Events
4. Overview Dates
5. Portfolio Information
6. Reserves
7. Performance Data
8. Defaulted Amount & Recovery Amount
9. Defaulted Amount & Recovery Amount - Loan Level Data
10. Outstanding Note Balance
11. Original Principal Balance
12. Aggregate Principal Balance
13. Aggregate Outstanding Principal Balance
14. Down Payments
15. Borrower Concentration
16. Geographical Distribution
17. Car Type & Customer Group
18. Fuel Type
19. CO2 Emission Classes (EPCV)
20. Delinquencies
21. Delinquency Analysis
22. Seasoning
23. Remaining Term
24. Original Term
25. Vehicle Class
26. Payment Type
27. Interest Rates
28. Credit Type
29. Contracts per Customer
30. Amortisation
31. Priority of Payments
32. Transaction Costs
33. Ratings
34. Swap Counterparty Data

## Compartment German Auto Loans 11

### Monthly Investor Report

Reporting Date:	Apr 09, 2025
Payment Date:	Apr 22, 2025
Period No.:	35
Monthly Period:	Mar, 2025
Interest Period:	Mar 20, 2025 to Apr 22, 2025 = 33 days

## **1. Contact Information**

### **Transaction Parties**

#### **Issuer:**

#### **Bavarian Sky S.A.**

Compartment German Auto Loans 11  
12C, rue Guillaume Kroll  
L-1882 Luxembourg  
Luxembourg  
Attn.: The Directors  
LU-BavarianSky@intertrustgroup.com  
+352 26 56 31 71

#### **Corporate Administrator:**

#### **Intertrust (Luxembourg) S.à r.l.**

28 Boulevard F.W. Raiffeisen  
L-2411 Luxembourg  
Luxembourg  
Attn.: BUO - Capital Markets  
LU-BavarianSky@intertrustgroup.com  
+352 26 44 91

#### **Originator/Servicer:**

#### **BMW Bank GmbH**

Lilienthalallee 26  
80939 Munich  
Germany  
Attn.: ABS Servicing Team  
abs.bmwgroup@bmw.de

**Compartment German Auto Loans 11**  
**Monthly Investor Report**

Reporting Date:	Apr 09, 2025
Payment Date:	Apr 22, 2025
Period No.:	35
Monthly Period:	Mar, 2025
Interest Period:	Mar 20, 2025 to Apr 22, 2025 = 33 days

**1. Contact Information****Transaction Parties****Calculation Agent/Paying Agent****The Bank of New York Mellon**

160 Queen Victoria Street  
EC4V 4LA London  
United Kingdom  
Attn.: BNYM Structured Finance Team 8  
BNYM.Structured.Finance.Team.8@bnymellon.com

**Trustee:****BNY MELLON CORPORATE TRUSTEE SERVICES LIMITED**

160 Queen Victoria Street  
EC4V 4AL London  
United Kingdom  
Attn.: BNYM Structured Finance Team 8  
BNYM.Structured.Finance.Team.8@bnymellon.com

**Issuer Account Bank:****The Bank of New York Mellon**

Friedrich-Ebert-Anlage 49, Messeturm  
60327 Frankfurt am Main  
Germany  
Attn.: BNYM Structured Finance Team 8  
BNYM.Structured.Finance.Team.8@bnymellon.com

## Compartment German Auto Loans 11

### Monthly Investor Report

Reporting Date:	Apr 09, 2025
Payment Date:	Apr 22, 2025
Period No.:	35
Monthly Period:	Mar, 2025
Interest Period:	Mar 20, 2025 to Apr 22, 2025 = 33 days

## **1. Contact Information**

### **Transaction Parties**

#### **Data Trustee:**

**The Bank of New York Mellon**  
Friedrich-Ebert-Anlage 49, Messeturm  
60327 Frankfurt am Main  
Germany  
Attn.: BNYM Structured Finance Team 8  
BNYM.Structured.Finance.Team.8@bnymellon.com

#### **Swap Counterparty:**

**Skandinaviska Enskilda Banken AB**  
Kungsträdgårdsgatan 8  
SE-106 40 Stockholm  
Sweden  
TDLegal@seb.de

#### **Rating Agencies:**

**FITCH RATINGS LTD**  
30 North Colonnade, Canary Wharf  
E14 5GN London  
United Kingdom  
ABSsurveillance@fitchratings.com

**MOODY'S INVESTORS SERVICE ESPANA SA**  
Principe de Vergara, 131 - 6 floor  
28002 Madrid  
Spain  
monitor.abs@moodys.com

**Compartment German Auto Loans 11**  
**Monthly Investor Report**

Reporting Date:	Apr 09, 2025
Payment Date:	Apr 22, 2025
Period No.:	35
Monthly Period:	Mar, 2025
Interest Period:	Mar 20, 2025 to Apr 22, 2025 = 33 days

**2. Reporting Contact Details****Contact for Servicer Report (Portfolio related information in Investor Report)****Contact for Investor Reporting:****BMW Bank GmbH**

Lilienthalallee 26  
80939 Munich  
Germany  
Attn.: ABS Servicing Team  
abs.bmwgroup@bmw.de

**Calculation Agent:****The Bank of New York Mellon**

160 Queen Victoria Street  
EC4V 4LA London  
United Kingdom  
BNYM.Structured.Finance.Team.8@bnymellon.com



**Compartment German Auto Loans 11**  
**Monthly Investor Report**

Reporting Date:	Apr 09, 2025
Payment Date:	Apr 22, 2025
Period No.:	35
Monthly Period:	Mar, 2025
Interest Period:	Mar 20, 2025 to Apr 22, 2025 = 33 days

**3. Counterparty History & Notheworthy Transaction Events**

**Counterparty History (to be added if applicable)**

None.

**Noteworthy Transaction Events (to be added if applicable)**

None.

**Compartment German Auto Loans 11**  
**Monthly Investor Report**

Reporting Date:	Apr 09, 2025
Payment Date:	Apr 22, 2025
Period No.:	35
Monthly Period:	Mar, 2025
Interest Period:	Mar 20, 2025 to Apr 22, 2025 = 33 days

**4. Overview Dates**

<b>Initial Cut-Off Date:</b>	30/04/2022		
<b>Issue Date:</b>	19/05/2022	<b>Legal Maturity Date:</b>	20/05/2030
<b>Reporting Date</b>	09/04/2025		
<b>Investor Reporting Date</b>	16/04/2025		
<b>Interest Determination Date</b>	18/03/2025		
<b>Reporting Frequency:</b>	monthly		
<b>Monthly Period No. (since Issue Date):</b>	35	<b>(since Issue Date)</b>	
<b>Payment Date:</b>	22/04/2025		
<b>Next Payment Date</b>	20/05/2025		
<b>Monthly Period:</b>	01/03/2025	<b>until</b>	31/03/2025



**Compartment German Auto Loans 11**  
**Monthly Investor Report**

Reporting Date:	Apr 09, 2025
Payment Date:	Apr 22, 2025
Period No.:	35
Monthly Period:	Mar, 2025
Interest Period:	Mar 20, 2025 to Apr 22, 2025 = 33 days

**5. Portfolio Information**

	current period	prior period
<b>Outstanding receivables (in EUR)</b>	<b>Aggregate outstanding principal balance</b>	<b>Aggregate outstanding principal balance</b>
<b>Beginning of period</b>	257,075,280.35	275,194,305.75
Scheduled principal payments	12,097,286.79	13,353,787.70
Prepayment* principal	3,853,252.47	4,051,552.72
Prepayments* number of contracts	250	277
Repurchases* principal	548,074.70	607,354.09
Repurchases* number of contracts	42	35
<b>Total principal collections</b>	<b>16,498,613.96</b>	<b>18,012,694.51</b>
<b>Total interest collections</b>	<b>682,882.30</b>	<b>722,296.06</b>
<b>Defaulted Amounts</b>	<b>466,007.50</b>	<b>257,982.13</b>
<b>Recoveries</b>	<b>250,656.04</b>	<b>151,651.24</b>
<b>Late Recoveries</b>	<b>192,861.30</b>	<b>61,454.57</b>
<b>End of Period</b>	<b>240,361,314.93</b>	<b>257,075,280.35</b>
Current prepayment rate (annualised) in %	17.32	17.07

\* Prepayments are defined as all contracts that are early settled by the borrower and repurchases are defined as all contracts that are repurchased due to modification of contract.

**Compartment German Auto Loans 11**  
**Monthly Investor Report**

Reporting Date:	Apr 09, 2025
Payment Date:	Apr 22, 2025
Period No.:	35
Monthly Period:	Mar, 2025
Interest Period:	Mar 20, 2025 to Apr 22, 2025 = 33 days

**6. Reserves**

<b>Cash Reserve</b>	<b>in EUR</b>
Outstanding cash reserve beginning of period	4,995,000.00
Interest on cash reserve - previous period	0.00
Required cash reserve	4,995,000.00
Outstanding cash reserve end of period	4,995,000.00
<b>Reserves</b>	<b>in EUR</b>
Outstanding Commingling Reserve end of period	0.00

<b>Triggers*</b>						
<b>Reserves</b>	<b>Required Rating BMW AG</b>					<b>Trigger Breach</b>
		Fitch	S&P	Moody's	DBRS	
Commingling Reserve	Long Term	BBB	N/A	Baa1	N/A	no
	Short Term	F2	N/A	P-2	N/A	no
<b>Current Rating BMW AG</b>						
		Fitch	S&P	Moody's	DBRS	
	Long Term	N/A	A	A2	A high	
	Short Term	N/A	A-1	P-1	N/A	

\* Breach of this trigger in conjunction with any other event as set out in the Servicing Agreement and/or the Receivables Purchase Agreement will oblige BMW Bank GmbH to post additional cash collateral or change the sweep frequency (from the collections account to the issuer account) from monthly to daily.  
The Reserves will be adjusted on a monthly basis and shall be deposited in the Issuer Account and exclusively reserved to cover risks.

**Compartment German Auto Loans 11**  
**Monthly Investor Report**

Reporting Date:	Apr 09, 2025
Payment Date:	Apr 22, 2025
Period No.:	35
Monthly Period:	Mar, 2025
Interest Period:	Mar 20, 2025 to Apr 22, 2025 = 33 days

**7. Performance Data**

**Aggregate outstanding notes balance**

Beginning of period (in EUR)	242,325,689.78
End of period (in EUR)	225,219,673.54

**Ratios**

**31- 60 days past due**

	(in EUR)	(in %)
31- 60 days past due period before previous period	1,075,320.46	0.39
31- 60 days past due previous period	1,329,739.55	0.52
31- 60 days past due current period	668,232.22	0.28

**61- 90 days past due**

	(in EUR)	(in %)
61- 90 days past due period before previous period	314,610.34	0.11
61- 90 days past due previous period	625,490.04	0.24
61- 90 days past due current period	741,585.22	0.31

**Cumulative Net Loss Ratio**

	Current ratio
Cumulative Net Loss Ratio (in %)	0.38

**Performance data**

Number of contracts being 31 - 60 days delinquent	44
Number of contracts being 61 - 90 days delinquent	36
Balance of contracts being 31 - 60 days delinquent (in EUR)	668,232.22
Balance of contracts being 61 - 90 days delinquent (in EUR)	741,585.22
Defaulted amounts (in EUR)	466,007.50
Cumulative defaulted amounts (in EUR)	8,600,515.24
Recoveries (in EUR)	250,656.04
Cumulative recoveries (in EUR)	4,304,040.23

# Compartment German Auto Loans 11

## Monthly Investor Report

Reporting Date:	Apr 09, 2025
Payment Date:	Apr 22, 2025
Period No.:	35
Monthly Period:	Mar, 2025
Interest Period:	Mar 20, 2025 to Apr 22, 2025 = 33 days

### 8. Defaulted Amount & Recovery Amount

Collection Period	No. of Defaulted Agreements in Collection Period	Defaulted Amount in Collection Period (in EUR)	Cumulative Defaulted Amount since Initial Cut-Off Date (in EUR)	Cumulative Amount of Purchased Receivables (in EUR)	Cumulative Gross Loss Ratio (in %)	Recovery Amount in Collection Period (in EUR)	Cumulative Recoveries since Initial Cut-Off Date (in EUR)	Cumulative Net Losses (in EUR)	Cumulative Net Loss Ratio (in %)
Apr - 22	0	n/a	n/a	828,699,979.38	n/a	n/a	n/a	n/a	n/a
May - 22	5	28.50	28.50	849,053,622.48	0.00	0.00	0.00	28.50	0.00
June - 22	6	29.55	58.05	871,378,922.25	0.00	0.00	0.00	58.05	0.00
July - 22	8	66,659.94	66,717.99	894,546,754.65	0.01	66,615.62	66,615.62	102.37	0.00
Aug - 22	7	-58.93	66,659.06	918,307,899.65	0.01	-92.12	66,523.50	135.56	0.00
Sept - 22	8	41,700.25	108,359.31	941,433,862.68	0.01	26,584.42	93,107.92	15,251.39	0.00
Oct - 22	6	9,772.73	118,132.04	963,604,326.81	0.01	7,111.10	100,219.02	17,913.02	0.00
Nov - 22	12	102,755.79	220,887.83	989,019,259.45	0.02	85,595.91	185,814.93	35,072.90	0.00
Dec - 22	18	123,333.00	344,220.83	1,013,634,299.08	0.03	79,141.69	264,956.62	79,264.21	0.01
Jan - 23	13	163,085.18	507,306.01	1,038,387,440.22	0.05	86,576.26	351,532.88	155,773.13	0.02
Feb - 23	22	233,570.40	740,876.41	1,062,519,743.38	0.07	127,680.57	479,213.45	261,662.96	0.02
Mar - 23	14	234,822.27	975,698.68	1,094,526,757.18	0.09	189,258.80	668,472.25	307,226.43	0.03
Apr - 23	17	75,916.58	1,051,615.26	1,122,710,115.39	0.09	72,055.52	740,527.77	311,087.49	0.03
May - 23	15	153,646.16	1,205,261.42	1,122,710,115.39	0.11	89,829.13	830,356.90	374,904.52	0.03
June - 23	22	197,777.64	1,403,039.06	1,122,710,115.39	0.12	124,594.43	954,951.33	448,087.73	0.04
July - 23	25	223,841.22	1,626,880.28	1,122,710,115.39	0.14	124,461.70	1,079,413.03	547,467.25	0.05
Aug - 23	18	315,160.75	1,942,041.03	1,122,710,115.39	0.17	139,594.37	1,219,007.40	723,033.63	0.06
Sept - 23	27	362,875.85	2,304,916.88	1,122,710,115.39	0.21	194,777.80	1,413,785.20	891,131.68	0.08
Oct - 23	31	260,813.19	2,565,730.07	1,122,710,115.39	0.23	113,839.29	1,527,624.49	1,038,105.58	0.09
Nov - 23	20	138,650.72	2,704,380.79	1,122,710,115.39	0.24	97,754.70	1,625,379.19	1,079,001.60	0.10
Dec - 23	19	256,403.06	2,960,783.85	1,122,710,115.39	0.26	151,835.47	1,777,214.66	1,183,569.19	0.11
Jan - 24	20	194,998.61	3,155,782.46	1,122,710,115.39	0.28	106,279.15	1,883,493.81	1,272,288.65	0.11
Feb - 24	17	332,424.75	3,488,207.21	1,122,710,115.39	0.31	200,879.75	2,084,373.56	1,403,833.65	0.13
Mar - 24	24	230,888.43	3,719,095.64	1,122,710,115.39	0.33	131,052.40	2,215,425.96	1,503,669.68	0.13
Apr - 24	23	462,893.50	4,181,989.14	1,122,710,115.39	0.37	118,622.54	2,334,048.50	1,847,940.64	0.16
May - 24	22	281,182.25	4,463,171.39	1,122,710,115.39	0.40	145,859.55	2,479,908.05	1,983,263.34	0.18
June - 24	33	356,483.76	4,819,655.15	1,122,710,115.39	0.43	115,469.54	2,595,377.59	2,224,277.56	0.20
July - 24	34	361,543.59	5,181,198.74	1,122,710,115.39	0.46	135,756.97	2,731,134.56	2,450,064.18	0.22
Aug - 24	26	379,170.40	5,560,369.14	1,122,710,115.39	0.50	124,120.99	2,855,255.55	2,705,113.59	0.24
Sept - 24	28	445,961.75	6,006,330.89	1,122,710,115.39	0.53	90,102.98	2,945,358.53	3,060,972.36	0.27
Oct - 24	24	520,229.93	6,526,560.82	1,122,710,115.39	0.58	363,841.87	3,309,200.40	3,217,360.42	0.29
Nov - 24	28	248,698.13	6,775,258.95	1,122,710,115.39	0.60	122,536.27	3,431,736.67	3,343,522.28	0.30
Dec - 24	36	370,070.38	7,145,329.33	1,122,710,115.39	0.64	91,174.02	3,522,910.69	3,622,418.64	0.32



**Compartment German Auto Loans 11**  
**Monthly Investor Report**

Reporting Date: Apr 09, 2025  
 Payment Date: Apr 22, 2025  
 Period No.: 35  
 Monthly Period: Mar, 2025  
 Interest Period: Mar 20, 2025 to Apr 22, 2025  
 = 33 days

**8. Defaulted Amount & Recovery Amount**

Collection Period	No. of Defaulted Agreements in Collection Period	Defaulted Amount in Collection Period (in EUR)	Cumulative Defaulted Amount since Initial Cut-Off Date (in EUR)	Cumulative Amount of Purchased Receivables (in EUR)	Cumulative Gross Loss Ratio (in %)	Recovery Amount in Collection Period (in EUR)	Cumulative Recoveries since Initial Cut-Off Date (in EUR)	Cumulative Net Losses (in EUR)	Cumulative Net Loss Ratio (in %)
Jan - 25	36	731,196.28	7,876,525.61	1,122,710,115.39	0.70	378,822.26	3,901,732.95	3,974,792.66	0.35
Feb - 25	24	257,982.13	8,134,507.74	1,122,710,115.39	0.72	151,651.24	4,053,384.19	4,081,123.55	0.36
Mar - 25	19	466,007.50	8,600,515.24	1,122,710,115.39	0.77	250,656.04	4,304,040.23	4,296,475.01	0.38

# Compartment German Auto Loans 11

## Monthly Investor Report

Reporting Date:	Apr 09, 2025
Payment Date:	Apr 22, 2025
Period No.:	35
Monthly Period:	Mar, 2025
Interest Period:	Mar 20, 2025 to Apr 22, 2025 = 33 days

### 9. Defaulted Amount & Recovery Amount - Loan Level Data

Applicable only if loans have defaulted. Does not include defaulted amounts less than 10.00 EUR.

	Month / Year of Default	Month / Year of Loan Origination	Initial Principal Balance (in EUR)	Principal Balance of Loan at Default (in EUR)	Recovery Total (in EUR)	Principal Balance End of Period (in EUR)	Object Type (new / used)	Vehicle Series	Customer Type (private / commercial)	Out of Deal (Month / Year)
1	Julv - 22	Oct - 21	66.615.62	66.615.62	66.615.62	0.00	New	X6 Series	Commercial	
2	Sept - 22	Julv - 21	8.300.20	8.143.75	8.143.75	0.00	Used	4 Series	Private	
3	Sept - 22	Mar - 20	9.419.35	9.227.76	9.227.76	0.00	Used	MINI	Commercial	
4	Sept - 22	Julv - 20	11.697.21	11.172.94	11.172.94	0.00	Used	X5 Series	Commercial	
5	Sept - 22	Oct - 21	50.048.78	13.212.01	2.563.76	10.648.25	New	X3 Series	Commercial	
6	Oct - 22	Sept - 21	10.228.06	9.883.65	9.883.65	0.00	Used	X3 Series	Private	
7	Nov - 22	Julv - 21	51.907.94	51.265.61	35.750.02	15.515.59	New	Z Series	Commercial	
8	Nov - 22	Sept - 20	20.329.67	20.107.27	20.107.27	0.00	New	2 Series	Commercial	
9	Nov - 22	Oct - 21	9.219.12	8.616.74	8.616.74	0.00	Used	2 Series	Private	
10	Dec - 22	Dec - 20	29.614.05	8.752.15	42.90	8.709.25	Used	6 Series	Commercial	
11	Dec - 22	Apr - 21	14.636.66	13.324.34	13.324.34	0.00	Used	X5 Series	Private	
12	Dec - 22	Mar - 20	14.115.21	12.881.08	12.881.08	0.00	Used	X1 Series	Commercial	
13	Dec - 22	Feb - 22	43.597.20	41.396.61	22.409.52	18.987.09	New	MINI	Commercial	
14	Dec - 22	Dec - 21	30.583.84	29.997.88	20.870.14	9.261.29	New	1 Series	Commercial	
15	Dec - 22	Nov - 19	47.949.03	9.351.47	-167.10	9.518.57	New	4 Series	Commercial	
16	Jan - 23	Mav - 21	30.628.20	30.628.20	0.00	30.628.20	Used	5 Series	Commercial	
17	Jan - 23	Dec - 19	7.629.21	6.941.92	6.941.92	0.00	Used	1 Series	Private	
18	Jan - 23	Oct - 20	25.251.46	23.453.18	18.144.35	5.308.83	New	3 Series	Commercial	
19	Feb - 23	Apr - 21	31.187.72	16.044.35	-103.71	16.148.06	New	3 Series	Commercial	
20	Feb - 23	Mar - 20	48.722.62	47.174.73	39.453.63	7.721.10	New	2 Series	Commercial	
21	Feb - 23	Mar - 21	20.145.31	19.558.93	19.558.93	0.00	Used	2 Series	Commercial	
22	Feb - 23	Oct - 21	16.717.00	15.143.34	7.003.29	8.140.05	Used	2 Series	Private	
23	Feb - 23	Jan - 22	20.586.03	19.915.52	18.193.24	1.722.28	Used	5 Series	Private	
24	Feb - 23	Oct - 20	77.802.01	28.664.56	-120.51	28.785.07	New	X5 Series	Commercial	
25	Feb - 23	Julv - 20	38.108.88	35.763.11	24.370.02	11.393.09	Used	7 Series	Commercial	
26	Mar - 23	Mav - 21	7.202.10	6.924.46	6.924.46	0.30	Used	3 Series	Private	
27	Mar - 23	Dec - 21	118.707.53	111.217.67	100.857.54	10.360.13	New	X6 Series	Commercial	
28	Mar - 23	June - 21	69.180.04	67.613.16	55.284.64	12.328.52	New	X5 Series	Commercial	
29	Apr - 23	Sept - 20	13.449.27	2.476.03	2.476.03	0.00	Used	2 Series	Private	
30	Apr - 23	Apr - 21	58.977.54	54.687.97	54.687.97	0.00	New	7 Series	Commercial	
31	Mav - 23	Feb - 22	36.272.97	33.372.11	19.078.96	14.293.15	Used	X4 Series	Commercial	
32	Mav - 23	Mar - 20	17.372.23	15.340.72	10.804.16	4.536.56	Used	MINI	Commercial	
33	Mav - 23	Nov - 20	31.996.75	29.488.60	29.488.60	0.00	Used	7 Series	Commercial	
34	Mav - 23	Nov - 21	33.461.49	32.022.20	25.299.93	6.722.27	Used	7 Series	Commercial	
35	June - 23	Julv - 21	60.139.12	56.577.32	49.193.56	7.383.76	New	4 Series	Commercial	
36	June - 23	Julv - 20	28.083.40	11.900.27	11.900.27	2.88	Used	7 Series	Commercial	
37	June - 23	June - 20	25.889.78	22.155.17	14.655.77	7.499.40	New	X1 Series	Commercial	

# Compartment German Auto Loans 11

## Monthly Investor Report

Reporting Date: Apr 09, 2025  
 Payment Date: Apr 22, 2025  
 Period No.: 35  
 Monthly Period: Mar, 2025  
 Interest Period: Mar 20, 2025 to Apr 22, 2025  
 = 33 days

### 9. Defaulted Amount & Recovery Amount - Loan Level Data

Applicable only if loans have defaulted. Does not include defaulted amounts less than 10.00 EUR.

	Month / Year of Default	Month / Year of Loan Origination	Initial Principal Balance (in EUR)	Principal Balance of Loan at Default (in EUR)	Recovery Total (in EUR)	Principal Balance End of Period (in EUR)	Object Type (new / used)	Vehicle Series	Customer Type (private / commercial)	Out of Deal (Month / Year)
38	June - 23	Oct - 20	22.423.64	20.416.26	20.416.26	0.00	New	3 Series	Private	
39	June - 23	Mav - 21	14.840.30	13.754.71	8.763.43	4.991.28	Used	MINI	Private	
40	June - 23	Dec - 21	36.123.59	32.256.12	24.901.86	7.354.26	Used	5 Series	Commercial	
41	Julv - 23	Mar - 22	14.754.58	13.011.14	13.011.14	0.00	Used	MINI	Private	
42	Julv - 23	Jan - 21	32.334.59	30.476.75	17.147.49	13.329.26	New	MINI	Commercial	
43	Julv - 23	Jan - 22	29.077.67	27.132.38	10.383.29	16.749.09	Used	5 Series	Commercial	
44	Aua - 23	Julv - 21	13.228.34	11.545.66	11.364.45	318.66	Used	1 Series	Private	
45	Aua - 23	Mar - 20	20.363.00	17.592.88	10.679.79	6.913.09	Used	X3 Series	Commercial	
46	Aua - 23	Aur - 21	30.781.79	28.992.96	21.794.72	7.198.24	New	MINI	Commercial	
47	Aua - 23	Dec - 21	31.972.90	30.494.56	384.49	30.110.07	New	3 Series	Private	
48	Aua - 23	Feb - 22	12.211.46	9.992.39	4.567.56	5.424.83	Used	5 Series	Commercial	
49	Aua - 23	Jan - 22	19.184.08	17.378.98	17.131.08	247.90	Used	4 Series	Commercial	
50	Aua - 23	Jan - 22	98.656.54	90.477.74	52.605.04	37.872.70	Used	Non BMW Group (incl. Motorcycles)	Commercial	
51	Aua - 23	Jan - 20	7.700.66	769.38	769.38	0.00	Used	1 Series	Private	
52	Aua - 23	Nov - 21	55.697.17	14.841.21	14.841.21	0.00	New	Non BMW Group (incl. Motorcycles)	Commercial	
53	Aua - 23	Aua - 20	26.507.40	25.207.28	14.327.72	10.879.56	Used	X5 Series	Private	
54	Aua - 23	Aur - 22	10.615.83	8.911.01	8.383.03	527.98	Used	Non BMW Group (incl. Motorcycles)	Private	
55	Sept - 23	Feb - 22	40.467.94	37.929.80	25.637.74	12.292.06	Used	X6 Series	Commercial	
56	Sept - 23	June - 20	21.944.24	19.569.84	19.569.84	0.00	Used	5 Series	Private	
57	Sept - 23	Oct - 21	60.480.33	56.367.22	45.769.24	10.961.16	New	X5 Series	Commercial	
58	Sept - 23	Aur - 20	14.913.29	1.708.67	-109.86	1.841.22	Used	3 Series	Commercial	
59	Sept - 23	Dec - 20	77.968.41	71.697.70	54.882.52	16.815.18	New	X6 Series	Commercial	
60	Sept - 23	Sept - 20	59.408.43	54.645.42	32.979.07	21.666.35	New	5 Series	Commercial	
61	Sept - 23	June - 22	23.486.26	9.636.82	725.02	8.911.80	Used	X1 Series	Commercial	
62	Sept - 23	Feb - 22	13.721.95	5.114.46	5.114.46	0.00	Used	1 Series	Private	
63	Oct - 23	Julv - 20	21.036.43	8.887.93	-92.28	8.980.21	Used	Non BMW Group (incl. Motorcycles)	Commercial	
64	Oct - 23	Sept - 20	25.217.73	20.804.64	9.849.57	10.955.07	Used	X5 Series	Commercial	
65	Oct - 23	Mar - 20	5.443.08	4.302.97	4.302.97	0.00	Used	MINI	Private	
66	Oct - 23	Aua - 20	33.334.47	0.00	-340.64	340.64	New	X2 Series	Commercial	
67	Oct - 23	Feb - 22	67.650.68	59.923.17	37.731.09	22.192.08	Used	Non BMW Group (incl. Motorcycles)	Commercial	
68	Oct - 23	Mav - 20	44.674.35	40.188.68	29.908.11	10.280.57	New	5 Series	Commercial	
69	Oct - 23	Mar - 20	51.349.70	39.920.23	39.920.23	0.00	New	X4 Series	Commercial	
70	Oct - 23	Nov - 21	48.103.37	41.882.21	41.882.21	0.00	New	7 Series	Commercial	
71	Oct - 23	Aua - 21	33.311.10	30.547.77	27.117.73	3.430.04	Used	7 Series	Commercial	
72	Oct - 23	Aur - 20	4.675.96	1.588.96	1.501.12	107.20	Used	MINI	Private	
73	Nov - 23	Nov - 21	12.307.48	6.012.25	6.012.25	0.00	Used	X1 Series	Commercial	
74	Nov - 23	Dec - 21	78.282.75	67.230.49	56.927.54	10.302.95	Used	5 Series	Commercial	

# Compartment German Auto Loans 11

## Monthly Investor Report

Reporting Date: Apr 09, 2025  
 Payment Date: Apr 22, 2025  
 Period No.: 35  
 Monthly Period: Mar, 2025  
 Interest Period: Mar 20, 2025 to Apr 22, 2025  
 = 33 days

### 9. Defaulted Amount & Recovery Amount - Loan Level Data

Applicable only if loans have defaulted. Does not include defaulted amounts less than 10.00 EUR.

	Month / Year of Default	Month / Year of Loan Origination	Initial Principal Balance (in EUR)	Principal Balance of Loan at Default (in EUR)	Recovery Total (in EUR)	Principal Balance End of Period (in EUR)	Object Type (new / used)	Vehicle Series	Customer Type (private / commercial)	Out of Deal (Month / Year)
75	Nov - 23	Mar - 20	8.587.20	3.630.42	3.630.42	0.00	Used	5 Series	Private	
76	Nov - 23	Apr - 20	18.446.91	16.474.06	14.023.99	2.450.07	Used	4 Series	Commercial	
77	Nov - 23	Jan - 22	6.949.22	5.146.74	-943.12	6.089.86	Used	Non BMW Group (incl. Motorcycles)	Commercial	
78	Dec - 23	Feb - 21	8.237.59	6.051.20	25.19	6.026.01	Used	3 Series	Private	
79	Dec - 23	Mar - 20	12.472.75	4.553.15	4.553.15	0.00	Used	2 Series	Private	
80	Dec - 23	Mar - 20	7.975.20	6.079.87	6.079.87	0.00	Used	MINI	Commercial	
81	Dec - 23	Dec - 20	31.469.25	26.916.66	26.916.66	0.00	Used	7 Series	Commercial	
82	Dec - 23	Nov - 21	63.354.94	57.650.65	47.992.15	9.658.50	New	X5 Series	Commercial	
83	Dec - 23	Feb - 21	31.393.39	27.320.17	17.634.88	9.685.29	Used	3 Series	Commercial	
84	Dec - 23	June - 22	15.274.90	14.352.68	0.00	14.352.68	Used	X1 Series	Commercial	
85	Jan - 24	June - 21	14.112.67	10.530.65	10.530.65	0.00	Used	MINI	Private	
86	Jan - 24	Dec - 20	58.227.99	30.761.88	0.00	30.761.88	New	5 Series	Commercial	
87	Jan - 24	Oct - 21	22.782.81	22.241.85	15.962.65	6.279.20	Used	MINI	Private	
88	Jan - 24	Oct - 20	39.786.93	29.918.40	17.000.00	12.918.40	Used	7 Series	Commercial	
89	Jan - 24	Nov - 20	60.051.87	0.00	-431.33	431.33	New	X3 Series	Commercial	
90	Feb - 24	Sept - 21	27.245.45	6.098.12	6.098.12	0.00	Used	4 Series	Private	
91	Feb - 24	Jan - 22	34.260.58	30.994.72	8.968.67	22.026.05	Used	Non BMW Group (incl. Motorcycles)	Commercial	
92	Feb - 24	Sept - 21	30.976.80	27.285.12	27.285.12	0.00	New	MINI	Commercial	
93	Feb - 24	Jan - 23	45.214.63	43.821.18	0.00	43.821.18	Used	Non BMW Group (incl. Motorcycles)	Commercial	
94	Feb - 24	Dec - 20	24.140.96	19.587.38	9.151.85	10.435.53	Used	5 Series	Private	
95	Feb - 24	Feb - 22	63.208.15	54.545.85	40.630.02	13.915.83	New	4 Series	Commercial	
96	Mar - 24	Dec - 20	8.025.16	6.120.47	6.120.47	0.00	New	Other BMW Group	Private	
97	Mar - 24	Dec - 20	14.252.10	11.180.86	9.221.31	1.959.55	Used	1 Series	Commercial	
98	Mar - 24	Apr - 21	26.128.17	21.158.51	21.158.51	0.01	New	2 Series	Commercial	
99	Mar - 24	Jan - 22	23.640.06	14.909.81	14.909.81	0.00	Used	2 Series	Private	
100	Mar - 24	Jan - 21	16.066.81	13.958.68	4.651.66	9.307.02	Used	Non BMW Group (incl. Motorcycles)	Commercial	
101	Mar - 24	June - 21	6.033.61	3.906.40	791.00	3.115.40	Used	Non BMW Group (incl. Motorcycles)	Private	
102	Apr - 24	Nov - 20	66.367.82	56.800.55	0.00	56.800.55	New	5 Series	Commercial	
103	Apr - 24	Oct - 20	106.354.11	91.891.95	0.00	91.891.95	Used	8 Series	Commercial	
104	Apr - 24	Dec - 21	110.228.53	62.320.15	-14.00	62.334.15	New	X5 Series	Commercial	
105	Apr - 24	Sept - 21	20.349.49	10.303.59	10.303.59	0.00	Used	X3 Series	Commercial	
106	Apr - 24	Mar - 22	40.792.57	38.265.05	0.00	38.265.05	Used	X4 Series	Commercial	
107	Apr - 24	Feb - 22	59.929.65	50.417.00	0.00	50.417.00	Used	7 Series	Commercial	
108	Apr - 24	Sept - 20	4.482.87	484.12	484.12	0.00	Used	Non BMW Group (incl. Motorcycles)	Private	
109	Apr - 24	Sept - 20	11.605.29	7.582.38	3.300.00	4.282.38	Used	Other BMW Group	Private	
110	Apr - 24	Jul - 21	33.047.77	24.426.27	24.426.27	0.00	New	X5 Series	Commercial	
111	May - 24	Sept - 21	56.063.28	48.642.92	32.676.35	16.816.42	New	4 Series	Commercial	



# Compartment German Auto Loans 11

## Monthly Investor Report

Reporting Date:	Apr 09, 2025
Payment Date:	Apr 22, 2025
Period No.:	35
Monthly Period:	Mar, 2025
Interest Period:	Mar 20, 2025 to Apr 22, 2025 = 33 days

### 9. Defaulted Amount & Recovery Amount - Loan Level Data

Applicable only if loans have defaulted. Does not include defaulted amounts less than 10.00 EUR.

	Month / Year of Default	Month / Year of Loan Origination	Initial Principal Balance (in EUR)	Principal Balance of Loan at Default (in EUR)	Recovery Total (in EUR)	Principal Balance End of Period (in EUR)	Object Type (new / used)	Vehicle Series	Customer Type (private / commercial)	Out of Deal (Month / Year)
112	Mav - 24	June - 21	62.497.57	50.998.92	0.00	50.998.92	Used	6 Series	Commercial	
113	Mav - 24	Oct - 21	8.135.53	1.335.86	1.335.86	0.00	Used	5 Series	Commercial	
114	Mav - 24	Nov - 21	41.751.22	36.383.19	28.645.97	7.737.22	New	X4 Series	Commercial	
115	Mav - 24	Mar - 22	23.730.94	20.212.27	0.00	20.212.27	Used	5 Series	Commercial	
116	Mav - 24	Mav - 22	30.404.33	27.339.02	16.121.00	11.218.02	Used	3 Series	Private	
117	June - 24	Sept - 22	72.912.39	32.742.29	32.742.29	0.00	Used	2 Series	Commercial	
118	June - 24	Julv - 20	47.053.10	36.148.32	0.00	36.148.32	New	6 Series	Commercial	
119	June - 24	Dec - 21	28.282.99	20.888.02	0.00	20.888.02	Used	5 Series	Commercial	
120	June - 24	Mav - 21	5.714.35	1.473.64	1.473.64	0.00	Used	5 Series	Private	
121	June - 24	Apr - 22	45.291.85	39.761.54	19.130.41	20.631.13	Used	X5 Series	Commercial	
122	June - 24	Julv - 20	32.804.74	25.914.75	16.402.27	9.512.48	Used	7 Series	Commercial	
123	June - 24	June - 21	15.250.50	13.719.42	11.786.28	1.933.14	Used	MINI	Commercial	
124	June - 24	Dec - 21	20.839.38	18.945.45	15.473.08	3.472.37	Used	5 Series	Private	
125	June - 24	Nov - 20	59.134.45	39.912.97	39.912.97	0.00	Used	7 Series	Private	
126	June - 24	Dec - 21	28.104.69	7.048.69	0.00	7.048.69	Used	6 Series	Commercial	
127	Julv - 24	Aua - 22	46.570.33	42.184.10	22.093.04	20.091.06	New	1 Series	Commercial	
128	Julv - 24	Apr - 21	25.571.12	3.263.41	3.263.41	0.00	New	Other BMW Group	Private	
129	Julv - 24	Apr - 21	32.624.37	25.333.15	22.657.13	2.676.02	Used	5 Series	Private	
130	Julv - 24	Julv - 21	53.208.95	44.057.85	26.947.34	17.110.51	New	X3 Series	Commercial	
131	Julv - 24	Aua - 22	24.828.90	14.936.40	0.00	14.936.40	Used	5 Series	Commercial	
132	Julv - 24	Feb - 22	52.927.01	47.766.74	38.001.00	9.765.74	New	4 Series	Commercial	
133	Julv - 24	Sept - 21	26.204.24	19.680.21	19.680.21	0.00	Used	Non BMW Group (incl. Motorcycles)	Commercial	
134	Julv - 24	Nov - 20	15.506.05	11.467.99	8.250.47	3.217.52	Used	2 Series	Private	
135	Julv - 24	Dec - 20	27.586.21	22.355.08	0.00	22.355.08	Used	6 Series	Commercial	
136	Aua - 24	Sept - 21	41.098.53	36.730.87	0.00	36.753.31	Used	X5 Series	Private	
137	Aua - 24	Feb - 22	31.000.01	22.632.31	22.632.31	0.00	Used	5 Series	Private	
138	Aua - 24	Oct - 21	11.884.82	9.336.99	8.714.24	622.75	Used	2 Series	Private	
139	Aua - 24	Mar - 21	49.178.80	44.496.63	19.583.77	24.912.86	New	X3 Series	Commercial	
140	Aua - 24	Oct - 20	11.119.46	6.802.20	0.00	6.802.20	Used	2 Series	Commercial	
141	Aua - 24	Oct - 22	57.993.39	48.615.93	23.368.52	25.247.41	New	X3 Series	Commercial	
142	Aua - 24	Jan - 21	29.450.60	23.553.11	0.00	23.553.11	Used	X6 Series	Commercial	
143	Aua - 24	Jan - 23	26.446.03	25.391.40	0.00	25.391.40	Used	5 Series	Private	
144	Aua - 24	Aua - 21	20.387.30	15.888.40	0.00	15.923.37	Used	4 Series	Private	
145	Aua - 24	Sept - 21	32.463.01	10.935.74	1.159.12	9.812.34	New	MINI	Commercial	
146	Aua - 24	Jan - 21	6.030.42	2.088.92	2.088.92	0.00	Used	Other BMW Group	Private	
147	Aua - 24	Oct - 20	11.122.47	7.738.24	0.00	7.738.24	Used	Non BMW Group (incl. Motorcycles)	Commercial	
148	Sept - 24	Apr - 21	19.137.16	15.321.55	7.598.57	7.722.98	Used	1 Series	Commercial	

## Compartment German Auto Loans 11

### Monthly Investor Report

Reporting Date: Apr 09, 2025  
 Payment Date: Apr 22, 2025  
 Period No.: 35  
 Monthly Period: Mar, 2025  
 Interest Period: Mar 20, 2025 to Apr 22, 2025  
 = 33 days

### 9. Defaulted Amount & Recovery Amount - Loan Level Data

Applicable only if loans have defaulted. Does not include defaulted amounts less than 10.00 EUR.

	Month / Year of Default	Month / Year of Loan Origination	Initial Principal Balance (in EUR)	Principal Balance of Loan at Default (in EUR)	Recovery Total (in EUR)	Principal Balance End of Period (in EUR)	Object Type (new / used)	Vehicle Series	Customer Type (private / commercial)	Out of Deal (Month / Year)
149	Sept - 24	Feb - 22	12.346.73	10.906.45	9.631.35	1.275.10	Used	MINI	Commercial	
150	Sept - 24	Julv - 21	22.297.20	17.854.94	17.854.94	0.00	Used	X3 Series	Commercial	
151	Sept - 24	Julv - 20	58.262.26	45.536.98	45.536.98	0.00	Used	X6 Series	Commercial	
152	Sept - 24	Nov - 22	22.957.96	20.441.37	15.147.72	5.293.65	Used	Non BMW Group (incl. Motorcycles)	Commercial	
153	Sept - 24	Apr - 21	7.387.75	2.770.75	0.00	2.770.75	Used	Non BMW Group (incl. Motorcycles)	Commercial	
154	Sept - 24	Jan - 21	27.544.34	11.223.34	11.223.34	0.00	Used	5 Series	Commercial	
155	Sept - 24	Sept - 21	44.262.94	36.756.31	16.518.65	20.237.66	New	3 Series	Commercial	
156	Sept - 24	Nov - 21	56.124.64	50.267.41	39.776.60	10.490.81	New	X6 Series	Commercial	
157	Sept - 24	Nov - 21	51.343.05	39.820.54	21.410.19	18.410.35	New	5 Series	Commercial	
158	Sept - 24	Dec - 20	91.480.54	71.528.89	0.00	71.528.89	Used	Non BMW Group (incl. Motorcycles)	Commercial	
159	Sept - 24	Apr - 21	7.387.75	2.770.75	0.00	2.770.75	Used	Non BMW Group (incl. Motorcycles)	Commercial	
160	Sept - 24	Apr - 21	7.387.75	2.770.75	0.00	2.770.75	Used	Non BMW Group (incl. Motorcycles)	Commercial	
161	Sept - 24	Mar - 20	22.696.50	18.732.12	10.714.80	8.017.32	Used	X1 Series	Commercial	
162	Sept - 24	Feb - 21	4.452.36	1.031.38	0.00	1.031.38	Used	3 Series	Private	
163	Sept - 24	Oct - 20	17.559.76	12.926.09	12.926.09	0.00	Used	Z Series	Private	
164	Oct - 24	Apr - 22	49.180.39	44.059.21	42.060.86	1.998.35	New	X5 Series	Commercial	
165	Oct - 24	Mar - 21	7.164.85	2.530.92	0.00	2.530.92	Used	Non BMW Group (incl. Motorcycles)	Commercial	
166	Oct - 24	June - 21	32.460.01	24.627.51	24.627.51	0.00	Used	Z Series	Commercial	
167	Oct - 24	Jan - 22	63.406.24	39.397.45	32.225.26	7.172.19	New	X3 Series	Commercial	
168	Oct - 24	Sept - 21	78.729.39	64.623.59	64.004.57	619.02	New	X3 Series	Commercial	
169	Oct - 24	Mar - 21	21.919.35	11.238.87	11.238.87	0.00	Used	5 Series	Private	
170	Oct - 24	Apr - 21	10.256.47	7.760.90	0.00	7.760.90	Used	3 Series	Commercial	
171	Oct - 24	Mar - 21	18.418.20	15.543.16	12.749.93	2.793.23	Used	MINI	Private	
172	Oct - 24	Mar - 21	7.164.85	2.530.92	0.00	2.530.92	Used	Non BMW Group (incl. Motorcycles)	Commercial	
173	Oct - 24	Mar - 21	4.564.99	987.06	987.06	0.00	Used	Non BMW Group (incl. Motorcycles)	Private	
174	Oct - 24	Dec - 21	42.212.21	32.180.37	24.544.80	7.635.57	Used	5 Series	Commercial	
175	Nov - 24	Nov - 21	24.987.91	4.031.55	515.47	3.617.06	Used	3 Series	Commercial	
176	Nov - 24	Julv - 22	28.888.12	22.116.82	400.00	21.716.82	Used	6 Series	Commercial	
177	Nov - 24	Jan - 22	64.645.13	51.237.88	51.237.88	0.00	Used	X5 Series	Commercial	
178	Nov - 24	Sept - 20	7.657.67	5.664.01	5.664.01	0.00	Used	Non BMW Group (incl. Motorcycles)	Private	
179	Nov - 24	Aug - 21	41.893.35	29.185.83	29.185.83	0.00	New	3 Series	Private	
180	Dec - 24	Apr - 22	78.486.16	60.621.11	0.00	60.621.11	Used	X3 Series	Commercial	
181	Dec - 24	Nov - 20	16.190.25	10.226.33	6.623.29	3.603.04	New	Non BMW Group (incl. Motorcycles)	Commercial	
182	Dec - 24	Oct - 21	59.504.37	49.328.60	0.00	49.328.60	New	X5 Series	Commercial	
183	Dec - 24	Mar - 21	28.284.16	18.281.61	2.000.00	16.281.61	Used	7 Series	Commercial	
184	Dec - 24	Sept - 20	47.602.54	31.488.73	13.505.63	17.983.10	Used	5 Series	Private	
185	Dec - 24	Sept - 20	39.379.51	30.145.89	30.145.89	0.00	Used	4 Series	Commercial	

# Compartment German Auto Loans 11

## Monthly Investor Report

Reporting Date:	Apr 09, 2025
Payment Date:	Apr 22, 2025
Period No.:	35
Monthly Period:	Mar, 2025
Interest Period:	Mar 20, 2025 to Apr 22, 2025 = 33 days

### 9. Defaulted Amount & Recovery Amount - Loan Level Data

Applicable only if loans have defaulted. Does not include defaulted amounts less than 10.00 EUR.

	Month / Year of Default	Month / Year of Loan Origination	Initial Principal Balance (in EUR)	Principal Balance of Loan at Default (in EUR)	Recovery Total (in EUR)	Principal Balance End of Period (in EUR)	Object Type (new / used)	Vehicle Series	Customer Type (private / commercial)	Out of Deal (Month / Year)
186	Dec - 24	June - 21	42.667.55	17.362.63	17.362.63	0.00	New	4 Series	Commercial	
187	Dec - 24	Mar - 21	14.095.09	6.345.53	1.000.00	5.345.53	Used	X5 Series	Private	
188	Dec - 24	Sept - 20	55.265.30	45.328.71	27.844.28	17.484.43	Used	8 Series	Private	
189	Dec - 24	Dec - 21	13.337.52	9.436.94	9.436.94	0.00	Used	2 Series	Commercial	
190	Dec - 24	Dec - 20	24.811.83	18.435.40	493.07	17.942.33	Used	5 Series	Commercial	
191	Dec - 24	Aug - 20	25.867.24	6.421.55	-167.82	6.644.90	Used	4 Series	Commercial	
192	Dec - 24	Mar - 21	8.130.96	1.856.58	1.856.58	0.00	Used	X1 Series	Private	
193	Dec - 24	Feb - 23	29.920.30	19.749.16	2.550.68	17.198.48	Used	4 Series	Commercial	
194	Jan - 25	June - 20	17.433.82	12.215.90	0.00	12.215.90	Used	X4 Series	Private	
195	Jan - 25	June - 20	32.079.54	24.198.35	0.00	24.198.35	Used	2 Series	Private	
196	Jan - 25	Aug - 21	49.368.29	33.791.49	24.369.75	9.421.74	New	X2 Series	Commercial	
197	Jan - 25	June - 22	50.476.86	43.462.40	0.00	43.462.40	New	X3 Series	Commercial	
198	Jan - 25	June - 21	7.867.59	1.035.12	1.035.12	0.00	Used	1 Series	Private	
199	Jan - 25	June - 21	15.843.64	5.103.02	5.103.02	0.00	Used	2 Series	Commercial	
200	Jan - 25	Sept - 21	21.153.77	15.433.08	0.00	15.433.08	Used	3 Series	Commercial	
201	Jan - 25	June - 20	19.397.83	10.470.32	10.470.32	0.00	Used	5 Series	Commercial	
202	Jan - 25	June - 20	12.750.90	8.003.90	165.75	7.838.15	Used	X1 Series	Private	
203	Jan - 25	June - 20	21.062.75	14.362.25	6.028.10	8.334.15	Used	4 Series	Private	
204	Jan - 25	June - 21	30.117.43	21.982.72	0.00	21.982.72	New	MINI	Private	
205	Jan - 25	Dec - 19	18.952.75	11.836.61	8.156.22	3.680.39	Used	X1 Series	Private	
206	Jan - 25	June - 20	12.489.04	8.193.54	0.00	8.193.54	Used	3 Series	Private	
207	Jan - 25	Feb - 22	17.867.50	11.494.37	10.051.50	1.442.87	Used	1 Series	Commercial	
208	Jan - 25	Nov - 21	39.474.49	33.146.18	26.397.38	6.748.80	New	X3 Series	Commercial	
209	Jan - 25	June - 21	72.264.42	59.854.12	0.00	59.854.12	New	8 Series	Private	
210	Jan - 25	June - 21	8.237.59	3.885.42	480.00	3.405.42	Used	Non BMW Group (incl. Motorcycles)	Private	
211	Jan - 25	Mar - 20	54.292.50	48.869.11	22.163.68	26.705.43	New	X4 Series	Commercial	
212	Jan - 25	Feb - 21	42.054.62	31.413.89	24.382.29	7.031.60	Used	X6 Series	Commercial	
213	Jan - 25	June - 20	32.956.70	17.779.37	500.00	17.279.37	Used	7 Series	Private	
214	Jan - 25	June - 20	10.290.79	3.404.37	1.725.24	1.679.13	Used	Non BMW Group (incl. Motorcycles)	Private	
215	Jan - 25	Jul - 20	9.310.90	6.625.62	6.625.62	0.00	Used	1 Series	Commercial	
216	Jan - 25	Nov - 22	42.506.14	32.719.00	32.200.00	519.00	New	X1 Series	Private	
217	Feb - 25	Nov - 21	32.720.52	22.369.58	0.00	22.369.58	Used	7 Series	Commercial	
218	Feb - 25	Jul - 21	11.685.34	952.77	332.16	620.61	Used	3 Series	Commercial	
219	Feb - 25	Oct - 21	11.340.98	11.190.40	11.190.40	0.00	New	3 Series	Private	
220	Feb - 25	Jul - 21	4.606.26	692.69	232.58	460.11	Used	Other BMW Group	Private	
221	Feb - 25	Jul - 21	31.919.10	23.092.70	0.00	23.092.70	Used	5 Series	Private	
222	Feb - 25	Oct - 20	28.400.81	22.283.66	17.769.85	4.573.07	Used	X5 Series	Commercial	

# Compartment German Auto Loans 11

## Monthly Investor Report

Reporting Date: Apr 09, 2025  
 Payment Date: Apr 22, 2025  
 Period No.: 35  
 Monthly Period: Mar, 2025  
 Interest Period: Mar 20, 2025 to Apr 22, 2025  
 = 33 days

### 9. Defaulted Amount & Recovery Amount - Loan Level Data

Applicable only if loans have defaulted. Does not include defaulted amounts less than 10.00 EUR.

	Month / Year of Default	Month / Year of Loan Origination	Initial Principal Balance (in EUR)	Principal Balance of Loan at Default (in EUR)	Recovery Total (in EUR)	Principal Balance End of Period (in EUR)	Object Type (new / used)	Vehicle Series	Customer Type (private / commercial)	Out of Deal (Month / Year)
223	Feb - 25	Julv - 21	38.676.48	24.062.70	550.00	23.512.70	New	4 Series	Private	
224	Feb - 25	Julv - 21	54.887.58	40.183.13	40.183.13	0.00	New	X3 Series	Commercial	
225	Feb - 25	Aua - 20	20.743.77	16.862.67	0.00	16.862.67	Used	X4 Series	Private	
226	Feb - 25	Dec - 21	41.461.65	33.482.07	27.142.86	6.339.21	New	4 Series	Commercial	
227	Feb - 25	Dec - 21	10.609.81	4.605.42	4.605.42	0.00	New	Other BMW Group	Private	
228	Feb - 25	Dec - 21	10.295.63	7.486.79	5.200.00	2.286.79	Used	MINI	Private	
229	Mar - 25	Sept - 21	66.852.29	51.926.95	35.318.55	16.608.40	New	7 Series	Commercial	
230	Mar - 25	Aua - 21	37.856.73	23.775.91	500.00	23.275.91	New	X3 Series	Commercial	
231	Mar - 25	Feb - 23	54.419.00	22.740.35	0.00	22.740.35	New	X1 Series	Commercial	
232	Mar - 25	Dec - 20	46.680.69	33.922.35	33.922.35	0.00	Used	Non BMW Group (incl. Motorcycles)	Commercial	
233	Mar - 25	Jan - 22	38.383.55	26.331.17	0.00	26.331.17	New	5 Series	Commercial	
234	Mar - 25	Aua - 21	20.670.66	11.147.94	300.00	10.847.94	New	MINI	Private	
235	Mar - 25	Mav - 22	29.861.95	24.613.28	0.00	24.613.28	Used	5 Series	Commercial	
236	Mar - 25	Aua - 21	28.839.91	23.194.08	0.00	23.194.08	New	2 Series	Commercial	
237	Mar - 25	June - 20	38.978.55	34.468.29	0.00	34.468.29	New	X5 Series	Commercial	
238	Mar - 25	Oct - 20	15.185.41	12.194.37	0.00	12.194.37	Used	Other BMW Group	Private	
239	Mar - 25	Aua - 21	23.805.32	21.034.58	0.00	21.034.58	New	2 Series	Commercial	
240	Jan - 23	June - 21	2.273.27	340.63	123.12	217.51	Used	3 Series	Private	Jan - 23
241	Nov - 22	Mav - 20	23.263.11	22.848.41	21.725.48	1.122.93	Used	7 Series	Commercial	Feb - 23
242	Jan - 23	Apr - 20	19.194.02	18.353.96	15.972.69	2.381.27	Used	5 Series	Commercial	Mar - 23
243	Jan - 23	Jan - 22	61.989.55	58.787.11	39.493.34	19.293.77	New	1 Series	Private	Apr - 23
244	Jan - 23	Apr - 20	25.854.91	24.838.38	13.917.54	10.920.84	Used	3 Series	Commercial	Apr - 23
245	Feb - 23	Jan - 22	14.589.16	13.786.67	12.403.50	1.383.17	Used	1 Series	Commercial	May - 23
246	Feb - 23	Julv - 21	29.886.33	28.125.51	26.144.23	1.981.28	Used	5 Series	Commercial	May - 23
247	Mav - 23	Dec - 21	23.364.66	270.05	74.84	195.21	Used	3 Series	Private	May - 23
248	Mar - 23	Feb - 21	31.242.26	28.747.12	24.284.01	4.463.11	Used	5 Series	Commercial	July - 23
249	Apr - 23	Mav - 21	8.222.56	7.372.23	5.825.75	1.546.48	Used	5 Series	Private	July - 23
250	Mav - 23	Sept - 20	28.858.27	25.828.42	18.961.42	6.867.00	Used	X6 Series	Commercial	Aug - 23
251	June - 23	Mav - 20	30.748.38	28.886.80	11.734.52	17.152.28	Used	X6 Series	Private	Sept - 23
252	Julv - 23	Oct - 20	80.709.57	74.277.16	50.359.95	23.917.21	New	8 Series	Commercial	Sept - 23
253	Julv - 23	June - 21	17.210.83	15.113.70	10.804.19	4.309.51	Used	3 Series	Private	Sept - 23
254	Mav - 23	Apr - 20	29.011.76	25.890.10	23.263.39	2.626.71	Used	5 Series	Private	Oct - 23
255	Julv - 23	Oct - 20	74.099.83	62.838.80	57.526.07	5.312.73	New	7 Series	Commercial	Oct - 23
256	Aua - 23	Mar - 21	9.167.41	7.723.95	5.860.13	1.863.82	Used	3 Series	Commercial	Oct - 23
257	Aua - 23	Dec - 21	26.662.38	26.425.63	15.264.71	11.160.92	Used	4 Series	Commercial	Nov - 23
258	Sept - 23	Oct - 20	41.520.52	36.132.38	27.270.25	8.862.13	Used	7 Series	Commercial	Nov - 23
259	Sept - 23	Julv - 20	16.611.82	15.383.05	11.859.50	3.523.55	New	MINI	Private	Dec - 23

**Compartment German Auto Loans 11**  
**Monthly Investor Report**

**9. Defaulted Amount & Recovery Amount - Loan Level Data**

Applicable only if loans have defaulted. Does not include defaulted amounts less than 10.00 EUR.

	Month / Year of Default	Month / Year of Loan Origination	Initial Principal Balance (in EUR)	Principal Balance of Loan at Default (in EUR)	Recovery Total (in EUR)	Principal Balance End of Period (in EUR)	Object Type (new / used)	Vehicle Series	Customer Type (private / commercial)	Out of Deal (Month / Year)
260	Oct - 23	Mar - 20	13.826.90	11.584.81	9.455.58	2.129.23	Used	1 Series	Private	Jan - 24
261	Jan - 24	Oct - 20	13.342.95	385.33	77.98	307.35	New	Other BMW Group	Private	Jan - 24
262	Dec - 23	Nov - 21	52.423.98	45.414.49	41.348.61	4.065.88	Used	5 Series	Commercial	Feb - 24
263	Dec - 23	Sept - 20	51.650.31	46.662.86	41.662.72	5.000.14	New	X3 Series	Commercial	Feb - 24
264	Mar - 24	Jul - 20	2.395.22	192.21	29.10	163.11	Used	5 Series	Private	Mar - 24
265	Apr - 24	Oct - 20	27.700.81	0.00	-174.53	174.53	New	MINI	Private	Apr - 24
266	Feb - 24	Dec - 21	33.275.77	28.470.11	18.220.53	10.249.58	Used	6 Series	Commercial	May - 24
267	Mar - 24	Dec - 21	73.579.11	63.809.57	58.819.66	4.989.91	New	3 Series	Commercial	May - 24
268	Jan - 24	June - 21	42.690.55	34.718.72	30.216.94	4.501.78	Used	X6 Series	Private	June - 24
269	Mar - 24	Nov - 21	24.748.50	20.337.26	15.992.59	4.344.67	Used	5 Series	Private	June - 24
270	June - 24	June - 21	17.927.73	256.06	68.26	187.80	Used	MINI	Private	June - 24
271	Mar - 24	Feb - 22	52.695.24	44.685.65	11.590.30	33.095.35	Used	5 Series	Commercial	July - 24
272	Apr - 24	Apr - 22	21.515.68	20.356.63	9.486.08	10.870.55	Used	1 Series	Private	July - 24
273	Mar - 24	Nov - 21	71.832.65	63.356.65	54.668.34	8.789.44	New	X6 Series	Commercial	July - 24
274	Mar - 24	Aug - 21	31.959.36	27.489.61	17.133.77	10.355.84	Used	Non BMW Group (incl. Motorcycles)	Commercial	Aug - 24
275	Apr - 24	Jan - 23	18.715.48	17.587.67	2.774.33	14.813.34	Used	X3 Series	Private	Aug - 24
276	Apr - 24	Aug - 22	62.858.82	56.981.53	42.306.36	14.675.17	Used	X5 Series	Commercial	Aug - 24
277	June - 24	Aug - 21	37.790.10	29.996.14	28.489.91	1.506.23	New	4 Series	Commercial	Aug - 24
278	Jul - 24	Dec - 21	5.671.28	1.765.45	443.53	1.321.92	Used	1 Series	Private	Aug - 24
279	Jul - 24	Mar - 21	47.822.20	41.645.15	35.709.35	5.935.80	New	Z Series	Commercial	Sept - 24
280	Sept - 24	June - 20	7.246.66	255.27	91.15	164.12	Used	1 Series	Private	Sept - 24
281	Aug - 24	Feb - 22	19.894.08	15.186.48	10.920.86	4.265.62	Used	1 Series	Private	Oct - 24
282	Jul - 24	Mar - 21	25.373.85	22.372.52	17.031.41	5.341.11	New	1 Series	Private	Nov - 24
283	Aug - 24	Aug - 21	136.237.83	92.804.94	52.151.85	40.653.09	New	X6 Series	Commercial	Nov - 24
284	Sept - 24	Sept - 21	30.513.24	25.250.35	20.181.88	5.068.47	New	MINI	Private	Nov - 24
285	Nov - 24	Aug - 20	29.744.16	346.67	84.35	262.32	Used	5 Series	Commercial	Nov - 24
286	Oct - 24	Mar - 22	30.349.48	24.290.30	19.272.82	5.017.48	Used	5 Series	Commercial	Dec - 24
287	Oct - 24	Dec - 21	29.654.87	23.559.12	17.542.38	6.016.74	Used	Non BMW Group (incl. Motorcycles)	Commercial	Dec - 24
288	Oct - 24	June - 21	13.465.40	9.726.51	9.075.84	650.67	Used	Non BMW Group (incl. Motorcycles)	Private	Dec - 24
289	Dec - 24	Jul - 21	25.226.46	616.85	203.87	412.98	New	Other BMW Group	Commercial	Dec - 24
290	June - 24	Mar - 21	38.513.57	33.776.26	32.359.45	1.416.81	New	X6 Series	Commercial	Jan - 25
291	Sept - 24	Aug - 21	30.196.39	21.888.96	19.207.00	2.681.96	New	MINI	Commercial	Jan - 25
292	Oct - 24	Nov - 21	43.402.21	27.984.02	21.638.81	6.345.21	Used	X6 Series	Commercial	Jan - 25
293	Oct - 24	Nov - 22	72.946.88	62.793.57	45.994.53	16.799.04	Used	X5 Series	Commercial	Jan - 25
294	Feb - 24	Jan - 21	79.621.11	64.232.57	45.330.40	18.902.17	New	X5 Series	Commercial	Feb - 25
295	Jul - 24	Mar - 20	27.328.28	21.837.82	19.197.14	2.640.68	Used	5 Series	Commercial	Feb - 25
296	Oct - 24	Oct - 21	24.121.66	2.343.50	1.145.29	1.198.21	Used	3 Series	Private	Feb - 25

**Compartment German Auto Loans 11**  
**Monthly Investor Report**

Reporting Date: Apr 09, 2025  
 Payment Date: Apr 22, 2025  
 Period No.: 35  
 Monthly Period: Mar, 2025  
 Interest Period: Mar 20, 2025 to Apr 22, 2025  
 = 33 days

**9. Defaulted Amount & Recovery Amount - Loan Level Data**

Applicable only if loans have defaulted. Does not include defaulted amounts less than 10.00 EUR.

	Month / Year of Default	Month / Year of Loan Origination	Initial Principal Balance (in EUR)	Principal Balance of Loan at Default (in EUR)	Recovery Total (in EUR)	Principal Balance End of Period (in EUR)	Object Type (new / used)	Vehicle Series	Customer Type (private / commercial)	Out of Deal (Month / Year)
297	Nov - 24	Dec - 20	60.565.51	47.598.01	27.697.11	19.900.90	New	X4 Series	Commercial	Feb - 25
298	Nov - 24	Nov - 22	57.064.58	46.610.61	27.025.82	19.584.79	Used	7 Series	Commercial	Feb - 25
299	Dec - 24	June - 22	25.093.32	20.843.13	16.333.22	4.509.91	Used	4 Series	Commercial	Feb - 25
300	Feb - 25	Aug - 21	82.538.97	0.00	-784.92	784.92	New	X7 Series	Commercial	Feb - 25

**Compartment German Auto Loans 11**  
**Monthly Investor Report**

Reporting Date:	Apr 09, 2025
Payment Date:	Apr 22, 2025
Period No.:	35
Monthly Period:	Mar, 2025
Interest Period:	Mar 20, 2025 to Apr 22, 2025 = 33 days

**10. Outstanding Note Balance**

1. Note Balance	All Notes	Class A	Class B
<b>Initial Note Information</b>			
ISIN code		XS2464345656	XS2464377345
Currency		EUR	EUR
Legal final maturity		May 2030	May 2030
Rating (Fitch   Moody's   S&P   DBRS)		AAA   Aaa   N/A   N/A	N/A
Initial notes aggregate principal outstanding balance in EUR	828,700,000.00	750,000,000.00	78,700,000.00
Nominal amount per note in EUR		100,000.00	100,000.00
Initial number of notes per class in EUR		7,500	787
<b>Current Note Information</b>			
Notes aggregate principal outstanding balance in EUR - BoP	242,325,689.78	163,625,689.78	78,700,000.00
Available distribution amount in EUR	22,628,081.86		
Redemption per class in EUR		17,106,016.24	0,00
Redemption per note in EUR		2,280.80	0.00
Notes aggregate principal outstanding balance in EUR - EoP	225,219,673.54	146,519,673.54	78,700,000.00
Current pool factor		0.20	1.00
<b>2. Payments to Investor per Note</b>			
		Class A	Class B
Interest Type		Floating Rate	Fixed Rate
Reference Rate		1M_EURIBOR	NONE
Actual Interest Rate		2.363%	NONE
Spread		0.60%	0.00%
Coupon		2.963%	1.00%
Day count fraction		Actual/360	Actual/360
Interest days		33 days	33 days
Principal outstanding per note in EUR - BoP		21,816.76	100,000.00
Principal repayment per note in EUR		2,280.80	0.00
Principal outstanding per note in EUR - EoP		19,535.96	100,000.00
Interest payment per Note in EUR		59.26	91.67

**Compartment German Auto Loans 11**  
**Monthly Investor Report**

Reporting Date: Apr 09, 2025  
 Payment Date: Apr 22, 2025  
 Period No.: 35  
 Monthly Period: Mar, 2025  
 Interest Period: Mar 20, 2025 to Apr 22, 2025  
 = 33 days

**10. Outstanding Note Balance**

<b>3. Credit Enhancement</b>	Initial Period (in EUR)	Initial CE (in %)	Current Period (in EUR)	Current CE (in %)
Class A	750,000,000.00	10.10	146,519,673.54	41.12
Class B	78,700,000.00	0.60	78,700,000.00	8.38
Cash Reserve (+ Overcollateralisation)	4,995,000.00	0.00	20,136,641.39	0.00

BMW Bank GmbH complies with the retention requirement of a material net economic interest in accordance with article 6 of the Securitisation Regulation. A minimum of 5.0% of the net economic interest will be retained on an ongoing basis in form of retention of the Class B Notes and Subordinated Loan.

**4. Clean-Up Call Option**

If the current aggregate outstanding principal balance is less than 10% of the initial aggregate principal balance on the issue date or if all outstanding Class A notes are repaid in full, the seller will have the option under the receivables purchase agreement to demand from the issuer the resale of all outstanding purchased receivables.

Aggregate outstanding principal balance at end of period (in EUR)	240,361,314.93
Clean-Up option exercisable	No



**Compartment German Auto Loans 11**  
**Monthly Investor Report**

Reporting Date:	Apr 09, 2025
Payment Date:	Apr 22, 2025
Period No.:	35
Monthly Period:	Mar, 2025
Interest Period:	Mar 20, 2025 to Apr 22, 2025 = 33 days

**11. Original Principal Balance**

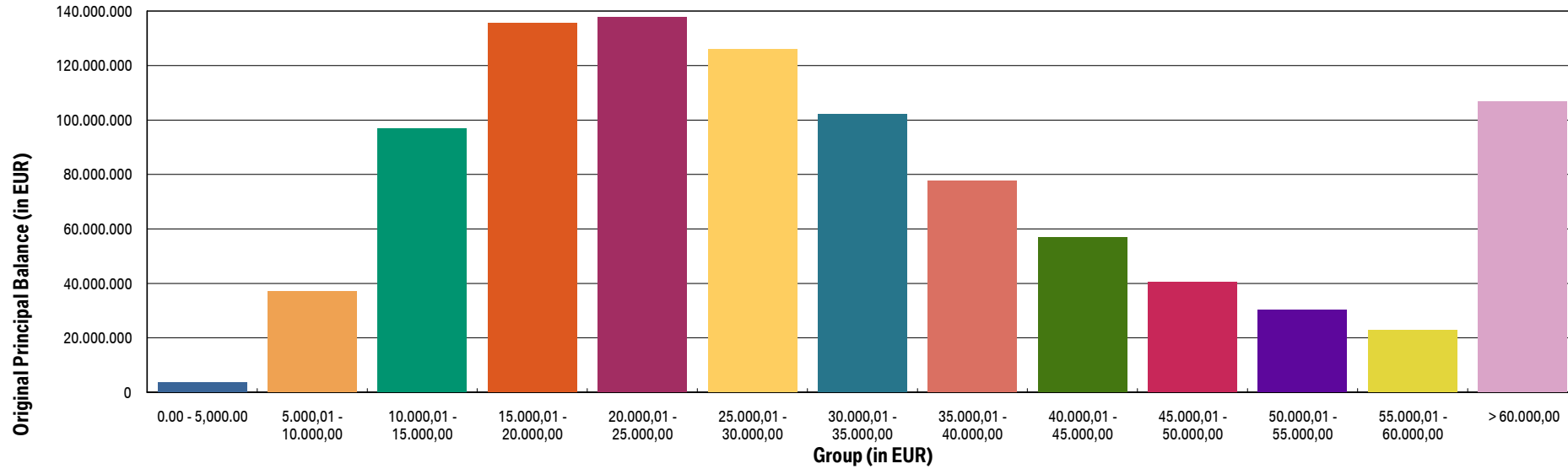
Initial Portfolio as of origination of contract

Group (in EUR) (by Original Principal Balance)	Original Principal Balance (in EUR)	Original Principal Balance (in % of total)	Number of Contracts	Number of Contracts (in % of total)
0.00 - 5.000,00	3,468,752.63	0.36	882	2.14
5.000,01 - 10.000,00	37,025,988.67	3.81	4,637	11.23
10.000,01 - 15.000,00	96,717,364.23	9.94	7,631	18.48
15.000,01 - 20.000,00	135,604,034.99	13.94	7,725	18.70
20.000,01 - 25.000,00	137,735,517.93	14.16	6,129	14.84
25.000,01 - 30.000,00	125,934,336.90	12.94	4,582	11.09
30.000,01 - 35.000,00	102,090,605.63	10.49	3,150	7.63
35.000,01 - 40.000,00	77,542,541.20	7.97	2,071	5.01
40.000,01 - 45.000,00	56,702,324.29	5.83	1,337	3.24
45.000,01 - 50.000,00	40,499,171.39	4.16	853	2.07
50.000,01 - 55.000,00	30,101,767.74	3.09	575	1.39
55.000,01 - 60.000,00	22,687,724.59	2.33	394	0.95
> 60.000,00	106,874,703.08	10.98	1,335	3.23
<b>Total</b>	<b>972,984,833.27</b>	<b>100.00</b>	<b>41,301</b>	<b>100.00</b>

Average: 23,558.39  
 Min: 692.47  
 Max: 319,962.44

**Compartment German Auto Loans 11**  
**Monthly Investor Report**

Reporting Date: Apr 09, 2025  
 Payment Date: Apr 22, 2025  
 Period No.: 35  
 Monthly Period: Mar, 2025  
 Interest Period: Mar 20, 2025 to Apr 22, 2025  
 = 33 days



**Compartment German Auto Loans 11**  
**Monthly Investor Report**

Reporting Date:	Apr 09, 2025
Payment Date:	Apr 22, 2025
Period No.:	35
Monthly Period:	Mar, 2025
Interest Period:	Mar 20, 2025 to Apr 22, 2025 = 33 days

**12. Aggregate Principal Balance**

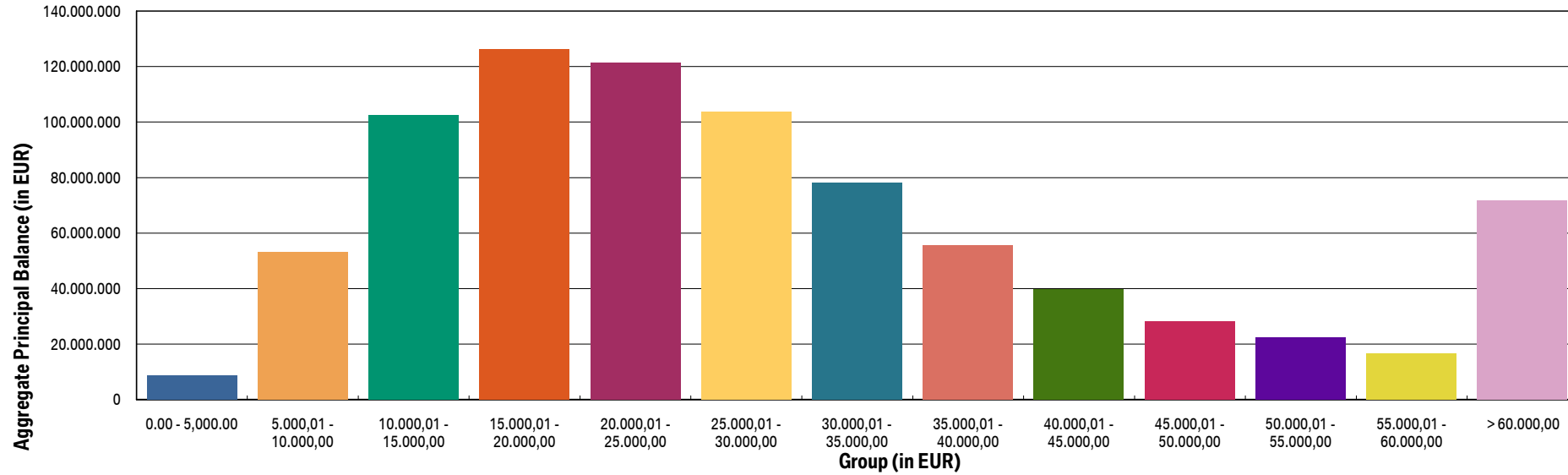
Initial Portfolio

Group (in EUR)	Aggregate Outstanding Principal Balance (in EUR)	Aggregate Outstanding Principal Balance (in % of total)	Number of Contracts	Number of Contracts (in % of total)
0.00 - 5,000.00	8,786,964.09	1.06	2,589	6.27
5,000,01 - 10,000,00	53,150,401.46	6.41	6,933	16.79
10,000,01 - 15,000,00	102,333,494.29	12.35	8,209	19.88
15,000,01 - 20,000,00	126,331,831.22	15.24	7,262	17.58
20,000,01 - 25,000,00	121,290,486.44	14.64	5,421	13.13
25,000,01 - 30,000,00	103,861,541.80	12.53	3,800	9.20
30,000,01 - 35,000,00	78,250,962.58	9.44	2,420	5.86
35,000,01 - 40,000,00	55,576,066.77	6.71	1,492	3.61
40,000,01 - 45,000,00	39,891,872.72	4.81	943	2.28
45,000,01 - 50,000,00	28,225,512.49	3.41	597	1.45
50,000,01 - 55,000,00	22,552,878.74	2.72	430	1.04
55,000,01 - 60,000,00	16,685,301.04	2.01	291	0.70
> 60,000,00	71,762,665.74	8.66	914	2.21
<b>Total</b>	<b>828,699,979.38</b>	<b>100.00</b>	<b>41,301</b>	<b>100.00</b>

Average: 20,064.89  
 Min: 219.67  
 Max: 291,226.37

**Compartment German Auto Loans 11**  
**Monthly Investor Report**

Reporting Date: Apr 09, 2025  
 Payment Date: Apr 22, 2025  
 Period No.: 35  
 Monthly Period: Mar, 2025  
 Interest Period: Mar 20, 2025 to Apr 22, 2025  
 = 33 days



**Compartment German Auto Loans 11**  
**Monthly Investor Report**

Reporting Date:	Apr 09, 2025
Payment Date:	Apr 22, 2025
Period No.:	35
Monthly Period:	Mar, 2025
Interest Period:	Mar 20, 2025 to Apr 22, 2025 = 33 days

**13. Aggregate Outstanding Principal Balance**

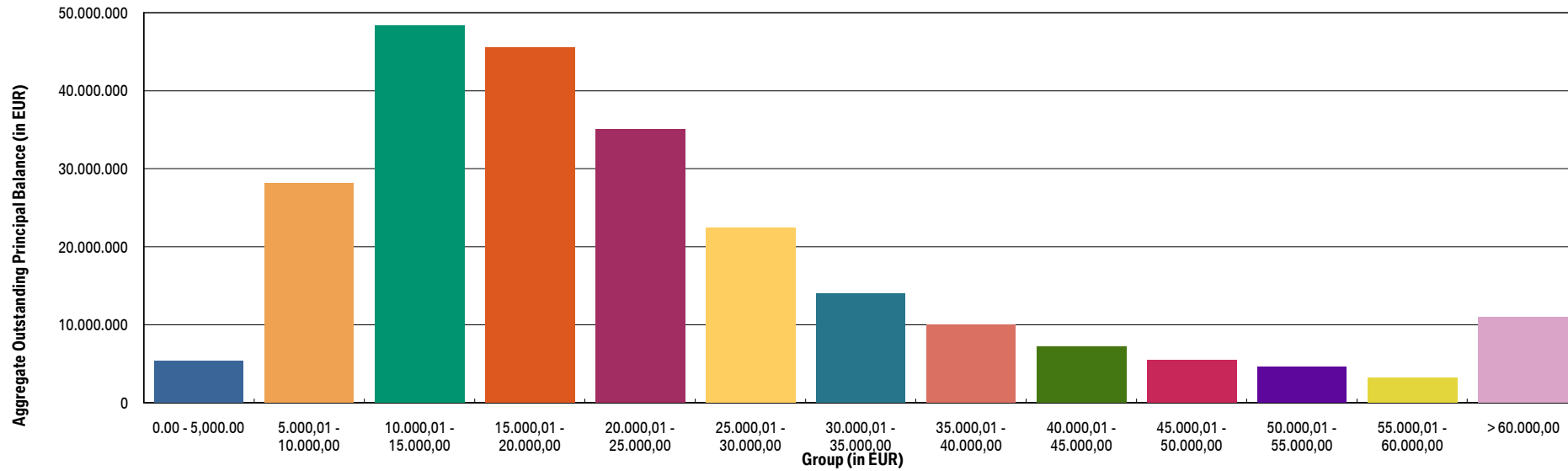
Current Portfolio

Group (in EUR)	Aggregate Outstanding Principal Balance (in EUR)	Aggregate Outstanding Principal Balance (in % of total)	Number of Contracts	Number of Contracts (in % of total)
0.00 - 5,000.00	5,378,545.73	2.24	4,421	24.12
5.000,01 - 10.000,00	28,161,937.49	11.72	3,695	20.16
10.000,01 - 15.000,00	48,398,061.18	20.14	3,902	21.29
15.000,01 - 20.000,00	45,504,637.84	18.93	2,634	14.37
20.000,01 - 25.000,00	35,042,524.15	14.58	1,575	8.59
25.000,01 - 30.000,00	22,482,538.88	9.35	826	4.51
30.000,01 - 35.000,00	14,051,689.78	5.85	435	2.37
35.000,01 - 40.000,00	9,959,667.99	4.14	267	1.46
40.000,01 - 45.000,00	7,201,725.56	3.00	170	0.93
45.000,01 - 50.000,00	5,413,619.11	2.25	114	0.62
50.000,01 - 55.000,00	4,603,223.73	1.92	88	0.48
55.000,01 - 60.000,00	3,216,481.82	1.34	56	0.31
> 60.000,00	10,946,661.67	4.55	145	0.79
<b>Total</b>	<b>240,361,314.93</b>	<b>100.00</b>	<b>18,328</b>	<b>100.00</b>

WA:	13,114.43
Min:	0.00
Max:	222,519.49

**Compartment German Auto Loans 11**  
**Monthly Investor Report**

Reporting Date: Apr 09, 2025  
 Payment Date: Apr 22, 2025  
 Period No.: 35  
 Monthly Period: Mar, 2025  
 Interest Period: Mar 20, 2025 to Apr 22, 2025  
 = 33 days



## Compartment German Auto Loans 11

### Monthly Investor Report

Reporting Date:	Apr 09, 2025
Payment Date:	Apr 22, 2025
Period No.:	35
Monthly Period:	Mar, 2025
Interest Period:	Mar 20, 2025 to Apr 22, 2025 = 33 days

## 14. Down Payments

### Current Portfolio

Group (in EUR)	Aggregate Outstanding Principal Balance (in EUR)	Aggregate Outstanding Principal Balance (in % of total)	Number of Contracts	Number of Contracts (in % of total)
No Down Payment	53,626,208.29	22.31	4,375	23.87
<=1000	3,387,080.06	1.41	359	1.96
1.000,01 - 2.000,00	10,681,670.49	4.44	1,034	5.64
2.000,01 - 3.000,00	14,003,038.79	5.83	1,385	7.56
3.000,01 - 4.000,00	12,667,436.44	5.27	1,248	6.81
4.000,01 - 5.000,00	23,880,459.16	9.94	1,978	10.79
5.000,01 - 6.000,00	12,119,978.79	5.04	1,008	5.50
6.000,01 - 7.000,00	9,806,419.41	4.08	787	4.29
7.000,01 - 8.000,00	11,058,336.19	4.60	851	4.64
8.000,01 - 9.000,00	5,951,357.67	2.48	436	2.38
9.000,01 - 10.000,00	22,345,232.02	9.30	1,501	8.19
10.000,01 - 11.000,00	3,527,184.97	1.47	229	1.25
11.000,01 - 12.000,00	7,048,756.12	2.93	433	2.36
12.000,01 - 13.000,00	4,245,539.35	1.77	270	1.47
13.000,01 - 14.000,00	3,383,678.94	1.41	191	1.04
14.000,01 - 15.000,00	10,570,449.14	4.40	664	3.62
> 15.000,00	32,058,489.10	13.34	1,579	8.62
<b>Total</b>	<b>240,361,314.93</b>	<b>100.00</b>	<b>18,328</b>	<b>100.00</b>

Minimum Down Payment:	15.43
Maximum Down Payment:	150,000.00
Average Down Payment:	6,435.79
Average Down Payment (customers that made a Down Payment)	8,453.75

**Compartment German Auto Loans 11**  
**Monthly Investor Report**

Reporting Date:	Apr 09, 2025
Payment Date:	Apr 22, 2025
Period No.:	35
Monthly Period:	Mar, 2025
Interest Period:	Mar 20, 2025 to Apr 22, 2025 = 33 days

**15. Borrower Concentration**
Current Portfolio

Borrower (Top 20)	Aggregate Outstanding Principal Balance (in EUR)	Aggregate Outstanding Principal Balance (in % of total)	Number of Contracts	Number of Contracts (in % of total)
1	222,519.49	0.09	1	0.01
2	161,701.69	0.07	1	0.01
3	151,085.26	0.06	2	0.01
4	149,333.54	0.06	1	0.01
5	130,685.39	0.05	1	0.01
6	122,945.70	0.05	1	0.01
7	118,646.89	0.05	1	0.01
8	116,198.53	0.05	1	0.01
9	107,056.20	0.04	1	0.01
10	102,262.50	0.04	4	0.02
11	102,009.89	0.04	1	0.01
12	101,489.63	0.04	1	0.01
13	101,421.67	0.04	1	0.01
14	96,536.38	0.04	1	0.01
15	96,276.99	0.04	1	0.01
16	95,582.19	0.04	2	0.01
17	94,203.48	0.04	1	0.01
18	93,173.54	0.04	1	0.01
19	92,741.36	0.04	1	0.01
20	89,624.09	0.04	1	0.01
<b>Total</b>	<b>2,345,494.41</b>	<b>0.98</b>	<b>25</b>	<b>0.14</b>

<b>Total Portfolio Balance</b>	<b>240,361,314.93</b>
--------------------------------	-----------------------



**Compartment German Auto Loans 11**  
**Monthly Investor Report**

Reporting Date:	Apr 09, 2025
Payment Date:	Apr 22, 2025
Period No.:	35
Monthly Period:	Mar, 2025
Interest Period:	Mar 20, 2025 to Apr 22, 2025 = 33 days

**16. Geographical Distribution**

Initial Portfolio

Post code area	Aggregate Outstanding Principal Balance (in EUR)	Aggregate Outstanding Principal Balance (in % of total)	Number of Contracts	Number of contracts (in % of total)
post code area 0	42,592,070.70	5.14	2,094	5.07
post code area 1	51,357,924.58	6.20	2,327	5.63
post code area 2	79,328,562.42	9.57	3,877	9.39
post code area 3	73,042,095.70	8.81	3,836	9.29
post code area 4	107,617,066.46	12.99	5,291	12.81
post code area 5	100,112,910.83	12.08	5,036	12.19
post code area 6	98,532,624.20	11.89	4,923	11.92
post code area 7	94,860,707.88	11.45	4,984	12.07
post code area 8	109,651,823.36	13.23	5,258	12.73
post code area 9	71,604,193.25	8.64	3,675	8.90
<b>Total</b>	<b>828,699,979.38</b>	<b>100.00</b>	<b>41,301</b>	<b>100.00</b>

**Compartment German Auto Loans 11**  
**Monthly Investor Report**

Reporting Date:	Apr 09, 2025
Payment Date:	Apr 22, 2025
Period No.:	35
Monthly Period:	Mar, 2025
Interest Period:	Mar 20, 2025 to Apr 22, 2025 = 33 days

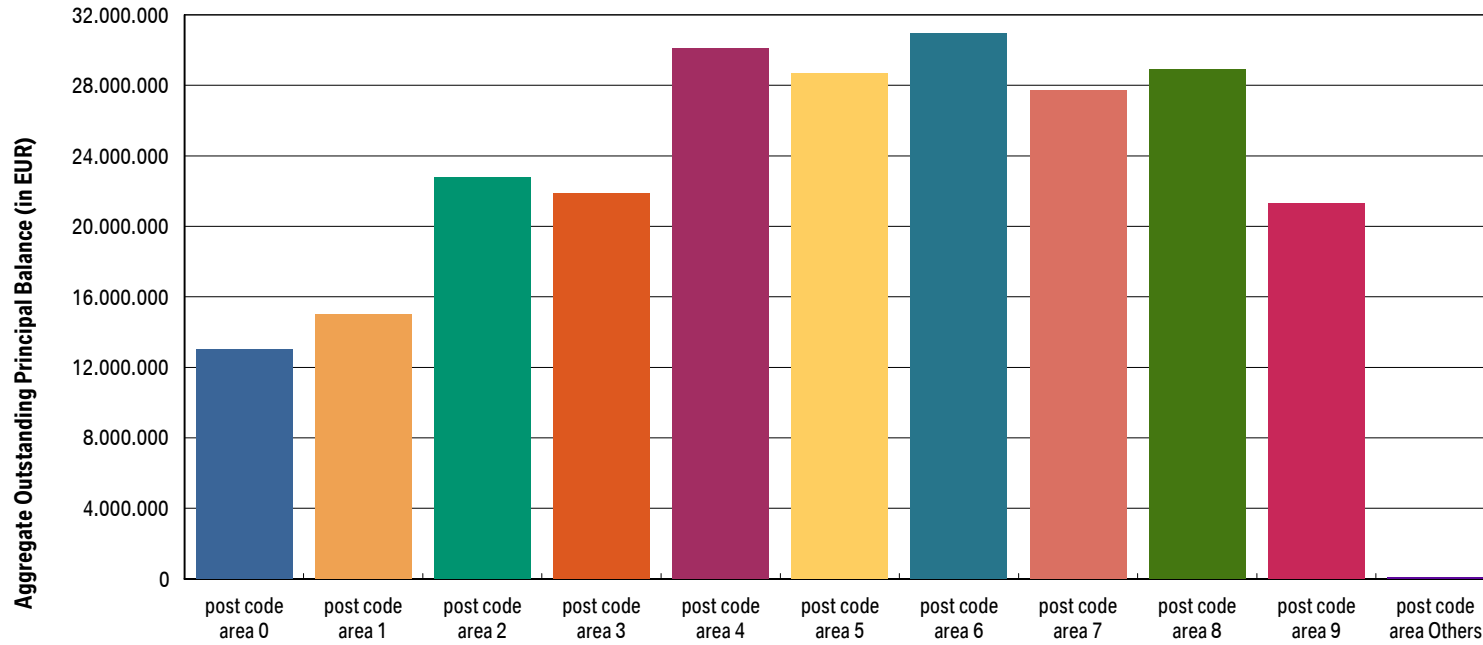
**16. Geographical Distribution**

Current Portfolio

Post code area	Aggregate Outstanding Principal Balance (in EUR)	Aggregate Outstanding Principal Balance (in % of total)	Number of Contracts	Number of Contracts (in % of total)
post code area 0	13,009,514.71	5.41	976	5.33
post code area 1	15,009,379.21	6.24	1,028	5.61
post code area 2	22,792,968.41	9.48	1,726	9.42
post code area 3	21,850,914.18	9.09	1,739	9.49
post code area 4	30,111,651.97	12.53	2,313	12.62
post code area 5	28,668,939.66	11.93	2,222	12.12
post code area 6	30,942,830.70	12.87	2,456	13.40
post code area 7	27,708,519.35	11.53	2,182	11.91
post code area 8	28,900,267.04	12.02	2,069	11.29
post code area 9	21,301,053.72	8.86	1,605	8.76
post code area Others	65,275.98	0.03	12	0.07
<b>Total</b>	<b>240,361,314.93</b>	<b>100.00</b>	<b>18,328</b>	<b>100.00</b>

**Compartment German Auto Loans 11**  
**Monthly Investor Report**

Reporting Date: Apr 09, 2025  
 Payment Date: Apr 22, 2025  
 Period No.: 35  
 Monthly Period: Mar, 2025  
 Interest Period: Mar 20, 2025 to Apr 22, 2025  
 = 33 days



# Compartment German Auto Loans 11

## Monthly Investor Report

Reporting Date:	Apr 09, 2025
Payment Date:	Apr 22, 2025
Period No.:	35
Monthly Period:	Mar, 2025
Interest Period:	Mar 20, 2025 to Apr 22, 2025 = 33 days

### 17. Car Type & Customer Group

#### Initial Portfolio

Car Type	Aggregate Outstanding Principal Balance (in EUR)	Aggregate Outstanding Principal Balance (in % of total)	Number of Contracts	Number of Contracts (in % of total)
New	353,243,188.04	42.63	12,949	31.35
Used	475,456,791.34	57.37	28,352	68.65
<b>Total</b>	<b>828,699,979.38</b>	<b>100.00</b>	<b>41,301</b>	<b>100.00</b>

Customer Group	Aggregate Outstanding Principal Balance (in EUR)	Aggregate Outstanding Principal Balance (in % of total)	Number of Contracts	Number of Contracts (in % of total)
Commercial	227,906,404.70	27.50	7,732	18.72
Private Individual	600,793,574.68	72.50	33,569	81.28
<b>Total</b>	<b>828,699,979.38</b>	<b>100.00</b>	<b>41,301</b>	<b>100.00</b>

#### Current Portfolio

Car Type	Aggregate Outstanding Principal Balance (in EUR)	Aggregate Outstanding Principal Balance (in % of total)	Number of Contracts	Number of Contracts (in % of total)
New	87,688,897.03	36.48	4,620	25.21
Used	152,672,417.90	63.52	13,708	74.79
<b>Total</b>	<b>240,361,314.93</b>	<b>100.00</b>	<b>18,328</b>	<b>100.00</b>

Customer Group	Aggregate Outstanding Principal Balance (in EUR)	Aggregate Outstanding Principal Balance (in % of total)	Number of Contracts	Number of Contracts (in % of total)
Commercial	62,604,552.76	26.05	3,242	17.69
Private Individual	177,756,762.17	73.95	15,086	82.31
<b>Total</b>	<b>240,361,314.93</b>	<b>100.00</b>	<b>18,328</b>	<b>100.00</b>

**Compartment German Auto Loans 11**  
**Monthly Investor Report**

Reporting Date:	Apr 09, 2025
Payment Date:	Apr 22, 2025
Period No.:	35
Monthly Period:	Mar, 2025
Interest Period:	Mar 20, 2025 to Apr 22, 2025 = 33 days

**18. Fuel Type**

Current Portfolio

Fuel Type	Aggregate Outstanding Principal Balance (in EUR)	Aggregate Outstanding Principal Balance (in % of total)	Number of Contracts	Number of Contracts (in % of total)
B	105,336,080.93	43.82	8,214	44.82
D	108,029,741.68	44.94	7,986	43.57
E	3,206,965.02	1.33	209	1.14
U	15,234,241.37	6.34	1,424	7.77
X	8,554,285.93	3.56	495	2.70
<b>Total</b>	<b>240,361,314.93</b>	<b>100.00</b>	<b>18,328</b>	<b>100.00</b>

B = Petrol; D = Diesel; E = Electric; G = LPG; H = Hydrogen; M = Methane; T = Ethanol; X = Hybrid-Petrol; Y = Hybrid-Diesel; Z = Hydrogen-Electric; U = Undefined.

**Compartment German Auto Loans 11**  
**Monthly Investor Report**

Reporting Date:	Apr 09, 2025
Payment Date:	Apr 22, 2025
Period No.:	35
Monthly Period:	Mar, 2025
Interest Period:	Mar 20, 2025 to Apr 22, 2025 = 33 days

**19. CO2 Emission Classes (EPCV)**

Current Portfolio

CO2 Emission Classes (EPCV)	Aggregate Outstanding Principal Balance (in EUR)	Aggregate Outstanding Principal Balance (in % of total)	Number of Contracts	Number of Contracts (in % of total)
A	3,194,197.37	1.33	208	1.13
B	7,794,252.74	3.24	417	2.28
C	2,234.04	0.00	1	0.01
D	8,725,984.78	3.63	699	3.81
E	32,527,920.71	13.53	2,459	13.42
F	32,773,357.76	13.64	2,425	13.23
G	60,679,364.10	25.25	2,473	13.49
Unknown	94,664,003.43	39.38	9,646	52.63
<b>Total</b>	<b>240,361,314.93</b>	<b>100.00</b>	<b>18,328</b>	<b>100.00</b>

**EPCV = Energy Performance Certificate Value**

Defined CO2 emission classes (WLTP values) according to §3a of the German Pkw-EnVKV:

- A = 0 g/km
- B = 1 - 95 g/km
- C = 96 - 115 g/km
- D = 116 - 135 g/km
- E = 136 - 155 g/km
- F = 156 - 175 g/km
- G > 176 g/km

**Compartment German Auto Loans 11**  
**Monthly Investor Report**

Reporting Date:	Apr 09, 2025
Payment Date:	Apr 22, 2025
Period No.:	35
Monthly Period:	Mar, 2025
Interest Period:	Mar 20, 2025 to Apr 22, 2025 = 33 days

**20. Delinquencies**

Initial Portfolio

Days past due	Aggregate Outstanding Principal Balance (in EUR)	Aggregate Outstanding Principal Balance (in % of total)	Number of Contracts	Number of Contracts (in % of total)
1 - 30	0.00	0.00	0	0.00
31 - 60	0.00	0.00	0	0.00
61 - 90	0.00	0.00	0	0.00
91 - 120	0.00	0.00	0	0.00
> 120	0.00	0.00	0	0.00
<b>Total</b>	<b>0.00</b>	<b>0.00</b>	<b>0</b>	<b>0.00</b>

Current Portfolio

Days past due	Aggregate Outstanding Principal Balance (in EUR)	Aggregate Outstanding Principal Balance (in % of total)	Number of Contracts	Number of Contracts (in % of total)
1 - 30	4,431,207.72	1.84	245	1.34
31 - 60	668,232.22	0.28	44	0.24
61 - 90	741,585.22	0.31	36	0.20
91 - 120	288,307.49	0.12	12	0.07
> 120	630,521.80	0.26	32	0.17
<b>Total</b>	<b>6,759,854.45</b>	<b>2.81</b>	<b>369</b>	<b>2.01</b>

## Compartment German Auto Loans 11

### Monthly Investor Report

Reporting Date:	Apr 09, 2025
Payment Date:	Apr 22, 2025
Period No.:	35
Monthly Period:	Mar, 2025
Interest Period:	Mar 20, 2025 to Apr 22, 2025 = 33 days

## 21. Delinquencies Analysis

Monthly Period	Performing (in EUR)	31-60 days past due (in EUR)	61-90 days past due (in EUR)	91-120 days past due (in EUR)	>120 days past due (in EUR)
May - 22	828,699,983.18	0.00	0.00	0.00	0.00
June - 22	828,586,387.15	113,498.64	0.00	0.00	0.00
July - 22	828,466,085.58	120,327.09	113,498.64	0.00	0.00
Aug - 22	828,398,313.82	194,333.75	30,628.20	76,661.87	0.00
Sept - 22	828,142,592.11	347,969.67	115,188.06	30,628.20	63,449.86
Oct - 22	828,038,746.63	315,143.34	239,033.41	67,036.02	39,979.67
Nov - 22	827,936,941.27	498,898.44	97,108.76	118,259.40	48,731.82
Dec - 22	827,871,943.81	428,843.09	242,716.75	60,094.64	96,321.83
Jan - 23	827,820,131.02	416,018.93	241,529.63	174,902.54	47,360.36
Feb - 23	827,949,245.19	341,729.53	242,605.40	57,308.36	109,035.85
Mar - 23	827,566,197.49	656,613.74	215,976.70	172,570.84	88,624.36
Apr - 23	827,021,561.41	1,043,833.83	307,839.77	124,408.50	202,348.97
May - 23	798,913,241.27	696,824.31	556,882.55	152,674.12	287,905.80
June - 23	768,207,783.03	830,072.37	400,984.35	467,621.22	315,649.00
July - 23	737,663,847.42	854,033.97	203,105.59	246,020.49	566,095.69
Aug - 23	707,281,321.44	893,057.13	230,085.07	90,047.08	625,633.67
Sept - 23	677,735,069.36	808,641.28	378,739.49	153,325.69	410,072.05
Oct - 23	647,635,926.14	902,562.85	403,967.85	182,407.47	327,542.98
Nov - 23	618,596,981.68	794,819.44	502,418.23	254,841.89	386,473.74
Dec - 23	590,499,423.29	1,178,239.70	333,114.86	257,744.94	390,031.37
Jan - 24	561,624,377.10	1,169,860.92	581,598.45	218,685.32	639,944.55
Feb - 24	538,365,681.12	1,046,898.72	580,343.50	275,260.85	565,236.45
Mar - 24	512,611,755.83	1,144,297.85	660,383.03	297,988.00	720,344.68
Apr - 24	486,126,489.65	848,729.25	749,769.55	444,956.29	589,598.80
May - 24	461,152,170.33	817,971.12	293,895.92	544,602.60	781,591.29
June - 24	435,125,259.98	1,069,980.17	516,554.55	184,895.03	960,711.58
July - 24	408,264,026.06	1,198,938.53	398,100.21	229,694.56	854,819.83
Aug - 24	383,295,881.03	1,257,150.58	687,579.73	311,637.66	696,264.18
Sept - 24	359,851,827.72	1,320,804.09	683,982.38	451,534.22	521,528.43



**Compartment German Auto Loans 11**

**Monthly Investor Report**

Reporting Date:	Apr 09, 2025
Payment Date:	Apr 22, 2025
Period No.:	35
Monthly Period:	Mar, 2025
Interest Period:	Mar 20, 2025 to Apr 22, 2025 = 33 days

**21. Delinquencies Analysis**

Monthly Period	Performing (in EUR)	31-60 days past due (in EUR)	61-90 days past due (in EUR)	91-120 days past due (in EUR)	>120 days past due (in EUR)
Oct - 24	336,256,988.51	988,654.66	770,479.14	304,139.22	678,201.42
Nov - 24	315,732,350.24	525,724.58	628,290.01	434,611.01	813,571.75
Dec - 24	293,154,267.71	1,196,190.81	378,657.50	420,169.86	828,755.57
Jan - 25	272,853,474.33	1,075,320.46	314,610.34	222,169.33	728,731.29
Feb - 25	254,183,860.34	1,329,739.55	625,490.04	235,867.68	700,322.74
Mar - 25	238,032,668.20	668,232.22	741,585.22	288,307.49	630,521.80

**Compartment German Auto Loans 11**  
**Monthly Investor Report**

Reporting Date:	Apr 09, 2025
Payment Date:	Apr 22, 2025
Period No.:	35
Monthly Period:	Mar, 2025
Interest Period:	Mar 20, 2025 to Apr 22, 2025 = 33 days

**22. Seasoning**

Initial Portfolio

Group (in months)	Aggregate Outstanding Principal Balance (in EUR)	Aggregate Outstanding Principal Balance (in % of total)	Number of Contracts	Number of Contracts (in % of total)
<= 6	234,141,092.14	28.25	9,757	23.62
> 6 - <= 12	242,922,880.74	29.31	11,832	28.65
> 12 - <= 24	310,058,611.35	37.42	17,189	41.62
> 24 - <= 36	40,519,309.75	4.89	2,446	5.92
> 36 - <= 42	1,058,085.40	0.13	77	0.19
> 42 - <= 48	0.00	0.00	0	0.00
> 48 - <= 53	0.00	0.00	0	0.00
> 53	0.00	0.00	0	0.00
<b>Total</b>	<b>828,699,979.38</b>	<b>100.00</b>	<b>41,301</b>	<b>100.00</b>

WA Seasoning (in months): 12.07

Min (in months): 2.00

Max (in months): 39.00

**Compartment German Auto Loans 11**  
**Monthly Investor Report**

Reporting Date:	Apr 09, 2025
Payment Date:	Apr 22, 2025
Period No.:	35
Monthly Period:	Mar, 2025
Interest Period:	Mar 20, 2025 to Apr 22, 2025 = 33 days

**22. Seasoning**

Current Portfolio

Group (in months)	Aggregate Outstanding Principal Balance (in EUR)	Aggregate Outstanding Principal Balance (in % of total)	Number of Contracts	Number of Contracts (in % of total)
<= 6	0.00	0.00	0	0.00
> 6 - <= 12	0.00	0.00	0	0.00
> 12 - <= 24	0.00	0.00	0	0.00
> 24 - <= 36	54,291,524.02	22.59	3,096	16.89
> 36 - <= 42	80,980,351.75	33.69	5,983	32.64
> 42 - <= 48	56,160,098.61	23.36	4,488	24.49
> 48 - <= 53	24,059,055.65	10.01	2,097	11.44
> 53	24,870,284.90	10.35	2,664	14.54
<b>Total</b>	<b>240,361,314.93</b>	<b>100.00</b>	<b>18,328</b>	<b>100.00</b>

WA Seasoning (in months): 41.90  
 Min (in months): 25.00  
 Max (in months): 73.00

**Compartment German Auto Loans 11**  
**Monthly Investor Report**

Reporting Date:	Apr 09, 2025
Payment Date:	Apr 22, 2025
Period No.:	35
Monthly Period:	Mar, 2025
Interest Period:	Mar 20, 2025 to Apr 22, 2025 = 33 days

**23. Remaining Term**

Initial Portfolio

Group (in months)	Aggregate Outstanding Principal Balance (in EUR)	Aggregate Outstanding Principal Balance (in % of total)	Number of Contracts	Number of Contracts (in % of total)
<= 6	4,873,281.28	0.59	667	1.61
> 6 - <= 12	28,512,625.86	3.44	2,364	5.72
> 12 - <= 24	168,513,531.77	20.33	10,463	25.33
> 24 - <= 36	257,862,147.29	31.12	12,603	30.51
> 36 - <= 42	121,200,606.27	14.63	5,625	13.62
> 42 - <= 48	104,153,699.30	12.57	4,326	10.47
> 48 - <= 53	63,126,724.74	7.62	2,435	5.90
> 53	80,457,362.87	9.71	2,818	6.82
<b>Total</b>	<b>828,699,979.38</b>	<b>100.00</b>	<b>41,301</b>	<b>100.00</b>

WA Remaining Term (in months): 34.44  
 Min (in months): 3.00  
 Max (in months): 60.00

**Compartment German Auto Loans 11**  
**Monthly Investor Report**

Reporting Date:	Apr 09, 2025
Payment Date:	Apr 22, 2025
Period No.:	35
Monthly Period:	Mar, 2025
Interest Period:	Mar 20, 2025 to Apr 22, 2025 = 33 days

**23. Remaining Term**

Current Portfolio

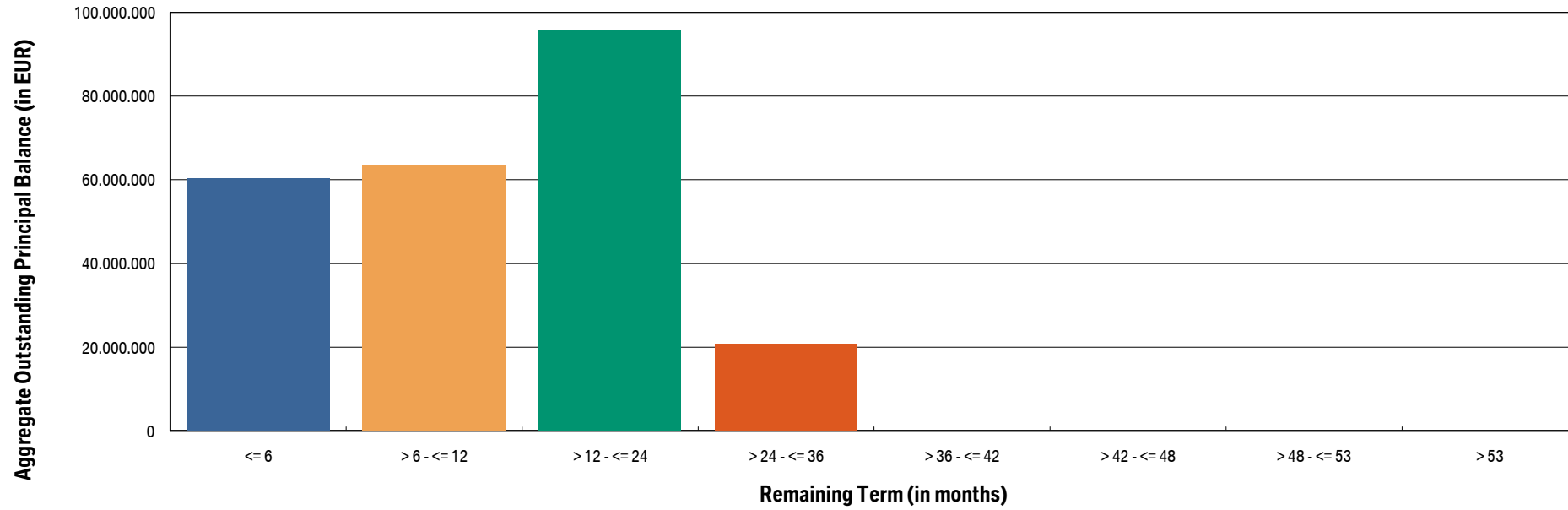
Group (in months)	Aggregate Outstanding Principal Balance (in EUR)	Aggregate Outstanding Principal Balance (in % of total)	Number of Contracts	Number of Contracts (in % of total)
<= 6	60,351,387.00	25.11	7,526	41.06
> 6 - <= 12	63,630,167.19	26.47	4,463	24.35
> 12 - <= 24	95,571,016.18	39.76	5,429	29.62
> 24 - <= 36	20,808,744.56	8.66	910	4.97
> 36 - <= 42	0.00	0.00	0	0.00
> 42 - <= 48	0.00	0.00	0	0.00
> 48 - <= 53	0.00	0.00	0	0.00
> 53	0.00	0.00	0	0.00
<b>Total</b>	<b>240,361,314.93</b>	<b>100.00</b>	<b>18,328</b>	<b>100.00</b>

WA Remaining Term (in months): 13.04  
 Min (in months): 0.00  
 Max (in months): 35.00



**Compartment German Auto Loans 11**  
**Monthly Investor Report**

Reporting Date:	Apr 09, 2025
Payment Date:	Apr 22, 2025
Period No.:	35
Monthly Period:	Mar, 2025
Interest Period:	Mar 20, 2025 to Apr 22, 2025 = 33 days



**Compartment German Auto Loans 11**  
**Monthly Investor Report**

Reporting Date:	Apr 09, 2025
Payment Date:	Apr 22, 2025
Period No.:	35
Monthly Period:	Mar, 2025
Interest Period:	Mar 20, 2025 to Apr 22, 2025 = 33 days

**24. Original Term**

Initial Portfolio

Group (in months)	Aggregate Outstanding Principal Balance (in EUR)	Aggregate Outstanding Principal Balance (in % of total)	Number of Contracts	Number of Contracts (in % of total)
<= 6	0.00	0.00	0	0.00
> 6 - <= 12	186,659.27	0.02	70	0.17
> 12 - <= 24	27,587,012.48	3.33	2,814	6.81
> 24 - <= 36	334,249,255.64	40.33	17,665	42.77
> 36 - <= 42	5,910,515.07	0.71	377	0.91
> 42 - <= 48	156,867,316.52	18.93	7,791	18.86
> 48 - <= 53	12,656,144.98	1.53	634	1.54
> 53	291,243,075.42	35.14	11,950	28.93
<b>Total</b>	<b>828,699,979.38</b>	<b>100.00</b>	<b>41,301</b>	<b>100.00</b>

WA Original Term (in months): 46.50  
 Min (in months): 12.00  
 Max (in months): 96.00

**Compartment German Auto Loans 11**  
**Monthly Investor Report**

Reporting Date:	Apr 09, 2025
Payment Date:	Apr 22, 2025
Period No.:	35
Monthly Period:	Mar, 2025
Interest Period:	Mar 20, 2025 to Apr 22, 2025 = 33 days

**24. Original Term**

Current Portfolio

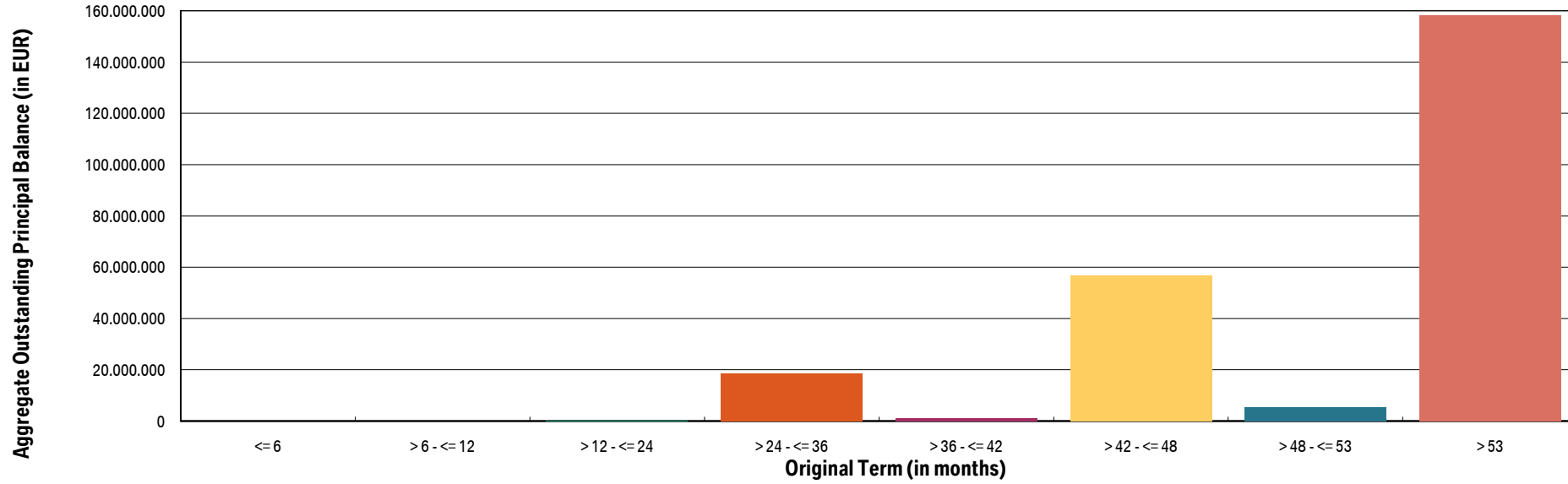
Group (in months)	Aggregate Outstanding Principal Balance (in EUR)	Aggregate Outstanding Principal Balance (in % of total)	Number of Contracts	Number of Contracts (in % of total)
<= 6	0.00	0.00	0	0.00
> 6 - <= 12	0.00	0.00	0	0.00
> 12 - <= 24	55,314.77	0.02	30	0.16
> 24 - <= 36	18,497,952.08	7.70	2,281	12.45
> 36 - <= 42	1,232,729.31	0.51	143	0.78
> 42 - <= 48	56,759,668.21	23.61	4,561	24.89
> 48 - <= 53	5,595,092.10	2.33	544	2.97
> 53	158,220,558.46	65.83	10,769	58.76
<b>Total</b>	<b>240,361,314.93</b>	<b>100.00</b>	<b>18,328</b>	<b>100.00</b>

WA Original Term (in months): 54.97  
 Min (in months): 19.00  
 Max (in months): 96.00



**Compartment German Auto Loans 11**  
**Monthly Investor Report**

Reporting Date:	Apr 09, 2025
Payment Date:	Apr 22, 2025
Period No.:	35
Monthly Period:	Mar, 2025
Interest Period:	Mar 20, 2025 to Apr 22, 2025 = 33 days



**Compartment German Auto Loans 11**  
**Monthly Investor Report**

Reporting Date:	Apr 09, 2025
Payment Date:	Apr 22, 2025
Period No.:	35
Monthly Period:	Mar, 2025
Interest Period:	Mar 20, 2025 to Apr 22, 2025 = 33 days

**25. Vehicle Class**
Initial Portfolio

Group	Aggregate Outstanding Principal Balance (in EUR)	Aggregate Outstanding Principal Balance (in % of total)	Number of Contracts	Number of Contracts (in % of total)
BMW 1 Series	74,820,859.22	9.03	5,523	13.37
BMW 2 Series	65,783,236.39	7.94	3,622	8.77
BMW 3 Series	86,868,298.74	10.48	4,665	11.30
BMW 4 Series	44,600,162.47	5.38	1,706	4.13
BMW 5 Series	94,664,754.78	11.42	4,016	9.72
BMW 6 Series	6,374,275.25	0.77	217	0.53
BMW 7 Series	13,267,870.38	1.60	392	0.95
BMW 8 Series	7,417,895.61	0.90	98	0.24
BMW X1 Series	61,257,759.96	7.39	3,317	8.03
BMW X2 Series	13,963,155.25	1.68	595	1.44
BMW X3 Series	59,052,981.31	7.13	2,326	5.63
BMW X4 Series	21,675,300.78	2.62	746	1.81
BMW X5 Series	59,014,303.25	7.12	1,543	3.74
BMW X6 Series	19,053,698.79	2.30	447	1.08
BMW X7 Series	8,826,715.08	1.07	121	0.29
BMW Z Series	12,196,571.55	1.47	390	0.94
BMW i Series	7,968,610.31	0.96	314	0.76
MINI	105,403,569.95	12.72	6,734	16.30
Non BMW Group Models (incl. Motorcycles)	38,058,931.01	4.59	1,887	4.57
Other BMW Group (incl. Motorcycles)	28,431,029.30	3.43	2,642	6.40
<b>Total</b>	<b>828,699,979.38</b>	<b>100.00</b>	<b>41,301</b>	<b>100.00</b>

# Compartment German Auto Loans 11

## Monthly Investor Report

Reporting Date:	Apr 09, 2025
Payment Date:	Apr 22, 2025
Period No.:	35
Monthly Period:	Mar, 2025
Interest Period:	Mar 20, 2025 to Apr 22, 2025 = 33 days

### 25. Vehicle Class

#### Current Portfolio

Group	Aggregate Outstanding Principal Balance (in EUR)	Aggregate Outstanding Principal Balance (in % of total)	Number of Contracts	Number of Contracts (in % of total)
BMW 1 Series	18,836,340.70	7.84	2,285	12.47
BMW 2 Series	19,176,517.84	7.98	1,675	9.14
BMW 3 Series	27,645,842.59	11.50	2,229	12.16
BMW 4 Series	13,787,797.23	5.74	822	4.48
BMW 5 Series	30,686,406.17	12.77	2,109	11.51
BMW 6 Series	2,213,366.77	0.92	123	0.67
BMW 7 Series	3,967,952.58	1.65	174	0.95
BMW 8 Series	2,543,573.33	1.06	58	0.32
BMW X1 Series	18,544,585.38	7.72	1,624	8.86
BMW X2 Series	4,855,778.91	2.02	339	1.85
BMW X3 Series	20,040,560.25	8.34	1,216	6.63
BMW X4 Series	7,439,322.21	3.10	420	2.29
BMW X5 Series	18,472,331.94	7.69	762	4.16
BMW X6 Series	5,582,394.98	2.32	190	1.04
BMW X7 Series	2,380,469.11	0.99	56	0.31
BMW Z Series	3,218,604.36	1.34	147	0.80
MINI	24,384,821.55	10.15	2,638	14.39
Non BMW Group Models (incl. Motorcycles)	12,768,753.36	5.31	879	4.80
Other BMW Group (incl. Motorcycles)	3,815,895.67	1.59	582	3.18
<b>Total</b>	<b>240,361,314.93</b>	<b>100.00</b>	<b>18,328</b>	<b>100.00</b>

**Compartment German Auto Loans 11**  
**Monthly Investor Report**

Reporting Date:	Apr 09, 2025
Payment Date:	Apr 22, 2025
Period No.:	35
Monthly Period:	Mar, 2025
Interest Period:	Mar 20, 2025 to Apr 22, 2025 = 33 days

**26. Payment Type**

Initial Portfolio:

Group	Aggregate Outstanding Principal Balance (in EUR)	Aggregate Outstanding Principal Balance (in % of total)	Number of Contracts	Number of Contracts (in % of total)
Direct debit	827,460,604.21	99.85	41,245	99.86
Self payment	1,239,375.17	0.15	56	0.14
<b>Total</b>	<b>828,699,979.38</b>	<b>100.00</b>	<b>41,301</b>	<b>100.00</b>

Current Portfolio

Group	Aggregate Outstanding Principal Balance (in EUR)	Aggregate Outstanding Principal Balance (in % of total)	Number of Contracts	Number of Contracts (in % of total)
Direct debit	237,069,086.68	98.63	18,085	98.67
Self payment	3,292,228.25	1.37	243	1.33
<b>Total</b>	<b>240,361,314.93</b>	<b>100.00</b>	<b>18,328</b>	<b>100.00</b>



**Compartment German Auto Loans 11**  
**Monthly Investor Report**

Reporting Date:	Apr 09, 2025
Payment Date:	Apr 22, 2025
Period No.:	35
Monthly Period:	Mar, 2025
Interest Period:	Mar 20, 2025 to Apr 22, 2025 = 33 days

**27. Interest Rates**

Weighted Average Nominal Interest Rate (in %)		
Aggregate Outstanding Principal Balance (Initial)	828,699,979.38	3.04
Aggregate Outstanding Principal Balance	240,361,314.93	3.25

**Compartment German Auto Loans 11**  
**Monthly Investor Report**

Reporting Date:	Apr 09, 2025
Payment Date:	Apr 22, 2025
Period No.:	35
Monthly Period:	Mar, 2025
Interest Period:	Mar 20, 2025 to Apr 22, 2025 = 33 days

**28. Credit Type**

Initial Portfolio

Credit Type	Aggregate Outstanding Principal Balance (in EUR)	Aggregate Outstanding Principal Balance (in % of total)	Number of Contracts	Number of Contracts (in % of total)
Balloon	822,713,113.07	99.28	40,322	97.63
Equal Instalment Loan	5,986,866.31	0.72	979	2.37
<b>Total</b>	<b>828,699,979.38</b>	<b>100.00</b>	<b>41,301</b>	<b>100.00</b>

Current Portfolio

Credit Type	Aggregate Outstanding Principal Balance (in EUR)	Aggregate Outstanding Principal Balance (in % of total)	Number of Contracts	Number of Contracts (in % of total)
Balloon	239,514,324.39	99.65	18,067	98.58
Equal Instalment Loan	846,990.54	0.35	261	1.42
<b>Total</b>	<b>240,361,314.93</b>	<b>100.00</b>	<b>18,328</b>	<b>100.00</b>

**Compartment German Auto Loans 11**  
**Monthly Investor Report**

Reporting Date:	Apr 09, 2025
Payment Date:	Apr 22, 2025
Period No.:	35
Monthly Period:	Mar, 2025
Interest Period:	Mar 20, 2025 to Apr 22, 2025 = 33 days

**29. Contracts per Customer**

Initial Portfolio

Group	Aggregate Outstanding Principal Balance (in EUR)	Aggregate Outstanding Principal Balance (in % of total)	Number of Contracts	Number of Contracts (in % of total)
1	800,321,789.47	96.58	40,236	97.42
2 - 4	24,699,630.97	2.98	927	2.24
5 - 7	1,792,848.78	0.22	52	0.13
8 - 10	160,681.85	0.02	9	0.02
> 10	1,725,028.31	0.21	77	0.19
<b>Total</b>	<b>828,699,979.38</b>	<b>100.00</b>	<b>41,301</b>	<b>100.00</b>

Current Portfolio

Group	Aggregate Outstanding Principal Balance (in EUR)	Aggregate Outstanding Principal Balance (in % of total)	Number of Contracts	Number of Contracts (in % of total)
1	236,687,970.62	98.47	18,096	98.73
2 - 4	3,633,797.11	1.51	224	1.22
5 - 7	0.00	0.00	0	0.00
8 - 10	39,547.20	0.02	8	0.04
> 10	0.00	0.00	0	0.00
<b>Total</b>	<b>240,361,314.93</b>	<b>100.00</b>	<b>18,328</b>	<b>100.00</b>

**Compartment German Auto Loans 11**  
**Monthly Investor Report**

Reporting Date: Apr 09, 2025  
 Payment Date: Apr 22, 2025  
 Period No.: 35  
 Monthly Period: Mar, 2025  
 Interest Period: Mar 20, 2025 to Apr 22, 2025  
 = 33 days

**30. Amortisation**

Initial Portfolio

Period	Principal Balance (in EUR)
	828,699,979.38
1	817,669,491.44
2	806,609,774.67
3	794,847,846.85
4	782,960,636.67
5	771,109,973.99
6	758,369,082.47
7	745,493,936.73
8	732,629,307.02
9	719,679,230.97
10	707,169,858.34
11	689,071,929.28
12	671,466,255.44
13	654,061,171.79
14	635,703,948.96
15	617,714,922.17
16	598,081,709.11
17	577,964,001.46
18	557,069,185.42
19	536,868,053.88
20	516,576,829.66
21	496,841,257.58
22	480,950,125.98
23	464,446,075.72
24	446,077,545.88
25	425,694,773.98
26	404,531,342.40
27	383,412,463.97
28	362,394,351.49
29	342,420,811.27
30	322,426,352.95

Current Portfolio

Period	Principal Balance in EUR	Reduction in EUR
	240,361,314.93	
1	224,273,954.49	16,087,360.44
2	213,198,800.09	11,075,154.40
3	200,465,590.35	12,733,209.74
4	187,488,126.39	12,977,463.96
5	174,603,058.61	12,885,067.78
6	161,434,132.22	13,168,926.39
7	145,599,738.91	15,834,393.31
8	132,100,576.22	13,499,162.69
9	119,041,521.72	13,059,054.50
10	108,756,021.22	10,285,500.50
11	100,420,895.52	8,335,125.70
12	94,163,337.20	6,257,558.32
13	86,783,350.05	7,379,987.15
14	79,557,465.32	7,225,884.73
15	71,895,300.70	7,662,164.62
16	64,067,503.96	7,827,796.74
17	56,971,929.49	7,095,574.47
18	49,910,900.56	7,061,028.93
19	43,218,320.40	6,692,580.16
20	36,885,986.40	6,332,334.00
21	28,915,313.65	7,970,672.75
22	22,491,590.30	6,423,723.35
23	16,099,593.88	6,391,996.42
24	13,880,975.97	2,218,617.91
25	11,400,239.55	2,480,736.42
26	9,368,267.47	2,031,972.08
27	7,284,694.05	2,083,573.42
28	5,664,909.26	1,619,784.79
29	4,357,897.55	1,307,011.71
30	3,384,008.15	973,889.40



**Compartment German Auto Loans 11**  
**Monthly Investor Report**

Reporting Date:	Apr 09, 2025
Payment Date:	Apr 22, 2025
Period No.:	35
Monthly Period:	Mar, 2025
Interest Period:	Mar 20, 2025 to Apr 22, 2025 = 33 days

**30. Amortisation**

Initial Portfolio

Period	Principal Balance (in EUR)
31	303,429,210.99
32	281,374,705.28
33	262,532,483.10
34	245,487,287.63
35	234,105,986.33
36	222,191,306.41
37	210,446,227.24
38	197,627,303.43
39	183,799,325.45
40	169,951,736.64
41	155,716,376.60
42	137,835,082.77
43	122,155,646.03
44	107,583,765.39
45	96,445,685.48
46	86,972,062.76
47	81,186,222.62
48	73,849,799.97
49	66,628,967.68
50	59,418,477.50
51	52,114,360.04
52	45,167,145.08
53	38,362,553.32
54	31,048,331.49
55	23,513,424.13
56	14,161,755.28
57	7,332,958.70
58	3,111.11
59	1,559.18
60	0.00

Current Portfolio

Period	Principal Balance in EUR	Reduction in EUR
31	2,372,191.37	1,011,816.78
32	1,741,125.63	631,065.74
33	1,233,333.67	507,791.96
34	402,052.05	831,281.62
35	0.00	402,052.05
36	0.00	0.00
37	0.00	0.00
38	0.00	0.00
39	0.00	0.00
40	0.00	0.00
41	0.00	0.00
42	0.00	0.00
43	0.00	0.00
44	0.00	0.00
45	0.00	0.00
46	0.00	0.00
47	0.00	0.00
48	0.00	0.00
49	0.00	0.00
50	0.00	0.00
51	0.00	0.00
52	0.00	0.00
53	0.00	0.00
54	0.00	0.00
55	0.00	0.00
56	0.00	0.00
57	0.00	0.00
58	0.00	0.00
59	0.00	0.00
60	0.00	0.00



**Compartment German Auto Loans 11**  
**Monthly Investor Report**

Reporting Date:	Apr 09, 2025
Payment Date:	Apr 22, 2025
Period No.:	35
Monthly Period:	Mar, 2025
Interest Period:	Mar 20, 2025 to Apr 22, 2025 = 33 days

**31. Priority of Payments**

**All values in EUR**

Available Distribution Amount	+	22,628,081.86
Taxes	-	0.00
Trustee Payment	-	0.00
Senior Expenses	-	10,471.33
Swap Net Payment	-	0.00
Class A Interest	-	444,450.00
Class B Interest	-	72,144.29
Cash Reserve	-	4,995,000.00
Class A Principal	-	17,106,016.24
Class B Principal	-	0.00
Swap Termination Event	-	0.00
Subordinated Loan Interest	-	0.00
Subordinated Loan Principal	-	0.00
Seller	-	0.00

**Compartment German Auto Loans 11**  
**Monthly Investor Report**

Reporting Date:	Apr 09, 2025
Payment Date:	Apr 22, 2025
Period No.:	35
Monthly Period:	Mar, 2025
Interest Period:	Mar 20, 2025 to Apr 22, 2025 = 33 days

**32. Transaction Costs**

<b>Cost Category (in EUR)</b>	<b>Class A</b>	<b>Class B</b>	<b>Subordinated Loan</b>	<b>Total</b>
Senior Expenses				10,471.33
Interest accrued for the Period	444,450.00	72,144.29	19,977.09	536,571.38
Interest payments for the Period	444,450.00	72,144.29	0.00	516,594.29
Cumulative Interest Payments	48,263,625.00	2,336,965.02	158,424.34	50,759,014.36
Unpaid Interest for the Period	0.00	0.00	19,977.09	19,977.09
Cumulative Unpaid Interest	0.00	0.00	529,468.35	529,468.35

**Compartment German Auto Loans 11**

**Monthly Investor Report**

Reporting Date: Apr 09, 2025  
 Payment Date: Apr 22, 2025  
 Period No.: 35  
 Monthly Period: Mar, 2025  
 Interest Period: Mar 20, 2025 to Apr 22, 2025  
 = 33 days

**33. Ratings**

	Fitch	S&P	Moody's	DBRS
<b>Notes - current ratings</b>				
Class A	AAA	N/A	Aaa	N/A
Class B	N/A	N/A	N/A	N/A

		Fitch	S&P	Moody's	DBRS	Trigger Breached	
<b>Transaction Parties - current ratings</b>							
	BMW AG	long term	N/A	A	A2	A high	no
		short term	N/A	A-1	P-1	N/A	no
<b>Issuer Account Bank:</b>	The Bank of New York Mellon	long term	AA	N/A	Aa1	N/A	no
		short term	F1+	N/A	P-1	N/A	no
<b>Swap Provider:</b>	Skandinaviska Enskilda Banken AB	long term	AA	N/A	Aa3	N/A	no
		short term	F1+	N/A	P-1	N/A	no

		Fitch	S&P	Moody's	DBRS	
<b>Transaction Parties - required ratings</b>						
	BMW AG	long term	BBB	N/A	Baa1	N/A
		short term	F2	N/A	P-2	N/A
<b>Issuer Account Bank:</b>	The Bank of New York Mellon	long term	A	N/A	A2	N/A
		short term	F1	N/A	P-1	N/A
<b>Swap Provider:</b>	Skandinaviska Enskilda Banken AB	long term	A	N/A	Baa1	N/A
		short term	F1	N/A	N/A	N/A

**Compartment German Auto Loans 11**

**Monthly Investor Report**

Reporting Date:	Apr 09, 2025
Payment Date:	Apr 22, 2025
Period No.:	35
Monthly Period:	Mar, 2025
Interest Period:	Mar 20, 2025 to Apr 22, 2025 = 33 days

**34. Swap Counterparty Data**

<b>Swap Counterparty Data</b>	
Swap counterparty provider	Skandinaviska Enskilda Banken AB (publ)
Swap termination event	No

<b>Swap Data</b>	
Swap type	Fixed floating interest rate swap
Notional amount (in EUR)	163,625,689.78
Fixed rate (in %)	0.7810
Floating rate (Euribor in %)	2.3630
Net swap payments (in EUR) (- from SPV / + to SPV)	247,933.83