

**BMW
GROUP**



ROLLS-ROYCE
MOTOR CARS LTD

Bavarian Sky S.A., Compartment German Auto Loans 11

Monthly Investor Report - February 2025



Compartment German Auto Loans 11
Monthly Investor Report

Reporting Date:	Mar 11, 2025
Payment Date:	Mar 20, 2025
Period No.:	34
Monthly Period:	Feb, 2025
Interest Period:	Feb 20, 2025 to Mar 20, 2025 = 28 days

Index

Compartment German Auto Loans 11

Monthly Investor Report

Reporting Date:	Mar 11, 2025
Payment Date:	Mar 20, 2025
Period No.:	34
Monthly Period:	Feb, 2025
Interest Period:	Feb 20, 2025 to Mar 20, 2025 = 28 days

1. Contact Information
2. Reporting Contact Details
3. Counterparty History & Noteworthy Transaction Events
4. Overview Dates
5. Portfolio Information
6. Reserves
7. Performance Data
8. Defaulted Amount & Recovery Amount
9. Defaulted Amount & Recovery Amount - Loan Level Data
10. Outstanding Note Balance
11. Original Principal Balance
12. Aggregate Principal Balance
13. Aggregate Outstanding Principal Balance
14. Down Payments
15. Borrower Concentration
16. Geographical Distribution
17. Car Type & Customer Group
18. Fuel Type
19. CO2 Emission Classes (EPCV)
20. Delinquencies
21. Delinquency Analysis
22. Seasoning
23. Remaining Term
24. Original Term
25. Vehicle Class
26. Payment Type
27. Interest Rates
28. Credit Type
29. Contracts per Customer
30. Amortisation
31. Priority of Payments
32. Transaction Costs
33. Ratings
34. Swap Counterparty Data

Compartment German Auto Loans 11

Monthly Investor Report

Reporting Date:	Mar 11, 2025
Payment Date:	Mar 20, 2025
Period No.:	34
Monthly Period:	Feb, 2025
Interest Period:	Feb 20, 2025 to Mar 20, 2025 = 28 days

1. Contact Information

Transaction Parties

Issuer:

Bavarian Sky S.A.

Compartment German Auto Loans 11
12C, rue Guillaume Kroll
L-1882 Luxembourg
Luxembourg
Attn.: The Directors
LU-BavarianSky@intertrustgroup.com
+352 26 56 31 71

Corporate Administrator:

Intertrust (Luxembourg) S.à r.l.

28 Boulevard F.W. Raiffeisen
L-2411 Luxembourg
Luxembourg
Attn.: BUO - Capital Markets
LU-BavarianSky@intertrustgroup.com
+352 26 44 91

Originator/Servicer:

BMW Bank GmbH

Lilienthalallee 26
80939 Munich
Germany
Attn.: ABS Servicing Team
abs.bmwgroup@bmw.de

Compartment German Auto Loans 11

Monthly Investor Report

Reporting Date:	Mar 11, 2025
Payment Date:	Mar 20, 2025
Period No.:	34
Monthly Period:	Feb, 2025
Interest Period:	Feb 20, 2025 to Mar 20, 2025 = 28 days

1. Contact Information

Transaction Parties

Calculation Agent/Paying Agent

The Bank of New York Mellon

160 Queen Victoria Street
EC4V 4LA London
United Kingdom
Attn.: BNYM Structured Finance Team 8
BNYM.Structured.Finance.Team.8@bnymellon.com

Trustee:

BNY MELLON CORPORATE TRUSTEE SERVICES LIMITED

160 Queen Victoria Street
EC4V 4AL London
United Kingdom
Attn.: BNYM Structured Finance Team 8
BNYM.Structured.Finance.Team.8@bnymellon.com

Issuer Account Bank:

The Bank of New York Mellon

Friedrich-Ebert-Anlage 49, Messeturm
60327 Frankfurt am Main
Germany
Attn.: BNYM Structured Finance Team 8
BNYM.Structured.Finance.Team.8@bnymellon.com

Compartment German Auto Loans 11

Monthly Investor Report

Reporting Date:	Mar 11, 2025
Payment Date:	Mar 20, 2025
Period No.:	34
Monthly Period:	Feb, 2025
Interest Period:	Feb 20, 2025 to Mar 20, 2025 = 28 days

1. Contact Information

Transaction Parties

Data Trustee:

The Bank of New York Mellon
Friedrich-Ebert-Anlage 49, Messeturm
60327 Frankfurt am Main
Germany
Attn.: BNYM Structured Finance Team 8
BNYM.Structured.Finance.Team.8@bnymellon.com

Swap Counterparty:

Skandinaviska Enskilda Banken AB
Kungsträdgårdsgatan 8
SE-106 40 Stockholm
Sweden
TDLegal@seb.de

Rating Agencies:

FITCH RATINGS LTD
30 North Colonnade, Canary Wharf
E14 5GN London
United Kingdom
ABSsurveillance@fitchratings.com

MOODY'S INVESTORS SERVICE ESPANA SA
Principe de Vergara, 131 - 6 floor
28002 Madrid
Spain
monitor.abs@moodys.com

Compartment German Auto Loans 11

Monthly Investor Report

Reporting Date:	Mar 11, 2025
Payment Date:	Mar 20, 2025
Period No.:	34
Monthly Period:	Feb, 2025
Interest Period:	Feb 20, 2025 to Mar 20, 2025 = 28 days

2. Reporting Contact Details

Contact for Servicer Report (Portfolio related information in Investor Report)

Contact for Investor Reporting:

BMW Bank GmbH

Lilienthalallee 26
80939 Munich
Germany
Attn.: ABS Servicing Team
abs.bmwgroup@bmw.de

Calculation Agent:

The Bank of New York Mellon

160 Queen Victoria Street
EC4V 4LA London
United Kingdom
BNYM.Structured.Finance.Team.8@bnymellon.com



Compartment German Auto Loans 11
Monthly Investor Report

Reporting Date:	Mar 11, 2025
Payment Date:	Mar 20, 2025
Period No.:	34
Monthly Period:	Feb, 2025
Interest Period:	Feb 20, 2025 to Mar 20, 2025 = 28 days

3. Counterparty History & Notheworthy Transaction Events

Counterparty History (to be added if applicable)

None.

Noteworthy Transaction Events (to be added if applicable)

None.

Compartment German Auto Loans 11
Monthly Investor Report

Reporting Date:	Mar 11, 2025
Payment Date:	Mar 20, 2025
Period No.:	34
Monthly Period:	Feb, 2025
Interest Period:	Feb 20, 2025 to Mar 20, 2025 = 28 days

4. Overview Dates

Initial Cut-Off Date:	30/04/2022		
Issue Date:	19/05/2022	Legal Maturity Date:	20/05/2030
Reporting Date	11/03/2025		
Investor Reporting Date	18/03/2025		
Interest Determination Date	18/02/2025		
Reporting Frequency:	monthly		
Monthly Period No. (since Issue Date):	34	(since Issue Date)	
Payment Date:	20/03/2025		
Next Payment Date	22/04/2025		
Monthly Period:	01/02/2025	until	28/02/2025

Compartment German Auto Loans 11

Monthly Investor Report

Reporting Date:	Mar 11, 2025
Payment Date:	Mar 20, 2025
Period No.:	34
Monthly Period:	Feb, 2025
Interest Period:	Feb 20, 2025 to Mar 20, 2025 = 28 days

5. Portfolio Information

	current period	prior period
Outstanding receivables (in EUR)	Aggregate outstanding principal balance	Aggregate outstanding principal balance
Beginning of period	275,194,305.75	295,978,041.45
Scheduled principal payments	13,353,787.70	15,302,150.46
Prepayment* principal	4,051,552.72	4,268,226.77
Prepayments* number of contracts	277	281
Repurchases* principal	607,354.09	860,984.45
Repurchases* number of contracts	35	47
Total principal collections	18,012,694.51	20,431,361.68
Total interest collections	722,296.06	779,420.55
Defaulted Amounts	257,982.13	731,196.28
Recoveries	151,651.24	378,822.26
Late Recoveries	61,454.57	283,006.52
End of Period	257,075,280.35	275,194,305.75
Current prepayment rate (annualised) in %	17.07	16.80

* Prepayments are defined as all contracts that are early settled by the borrower and repurchases are defined as all contracts that are repurchased due to modification of contract.

Compartment German Auto Loans 11
Monthly Investor Report

Reporting Date:	Mar 11, 2025
Payment Date:	Mar 20, 2025
Period No.:	34
Monthly Period:	Feb, 2025
Interest Period:	Feb 20, 2025 to Mar 20, 2025 = 28 days

6. Reserves

Cash Reserve	in EUR
Outstanding cash reserve beginning of period	4,995,000.00
Interest on cash reserve - previous period	0.00
Required cash reserve	4,995,000.00
Outstanding cash reserve end of period	4,995,000.00
Reserves	in EUR
Outstanding Commingling Reserve end of period	0.00

Triggers*						
Reserves	Required Rating BMW AG					Trigger Breach
		Fitch	S&P	Moody's	DBRS	
Commingling Reserve	Long Term	BBB	N/A	Baa1	N/A	no
	Short Term	F2	N/A	P-2	N/A	no
Current Rating BMW AG						
		Fitch	S&P	Moody's	DBRS	
	Long Term	N/A	A	A2	A high	
	Short Term	N/A	A-1	P-1	N/A	

* Breach of this trigger in conjunction with any other event as set out in the Servicing Agreement and/or the Receivables Purchase Agreement will oblige BMW Bank GmbH to post additional cash collateral or change the sweep frequency (from the collections account to the issuer account) from monthly to daily.
The Reserves will be adjusted on a monthly basis and shall be deposited in the Issuer Account and exclusively reserved to cover risks.

Compartment German Auto Loans 11
Monthly Investor Report

Reporting Date:	Mar 11, 2025
Payment Date:	Mar 20, 2025
Period No.:	34
Monthly Period:	Feb, 2025
Interest Period:	Feb 20, 2025 to Mar 20, 2025 = 28 days

7. Performance Data

Aggregate outstanding notes balance

Beginning of period (in EUR)	260,867,603.74
End of period (in EUR)	242,325,689.78

Ratios

31- 60 days past due

	(in EUR)	(in %)
31- 60 days past due period before previous period	1,196,190.81	0.40
31- 60 days past due previous period	1,075,320.46	0.39
31- 60 days past due current period	1,329,739.55	0.52

61- 90 days past due

	(in EUR)	(in %)
61- 90 days past due period before previous period	378,657.50	0.13
61- 90 days past due previous period	314,610.34	0.11
61- 90 days past due current period	625,490.04	0.24

Cumulative Net Loss Ratio

	Current ratio
Cumulative Net Loss Ratio (in %)	0.36

Performance data

Number of contracts being 31 - 60 days delinquent	63
Number of contracts being 61 - 90 days delinquent	31
Balance of contracts being 31 - 60 days delinquent (in EUR)	1,329,739.55
Balance of contracts being 61 - 90 days delinquent (in EUR)	625,490.04
Defaulted amounts (in EUR)	257,982.13
Cumulative defaulted amounts (in EUR)	8,134,507.74
Recoveries (in EUR)	151,651.24
Cumulative recoveries (in EUR)	4,053,384.19

Compartment German Auto Loans 11

Monthly Investor Report

8. Defaulted Amount & Recovery Amount

Collection Period	No. of Defaulted Agreements in Collection Period	Defaulted Amount in Collection Period (in EUR)	Cumulative Defaulted Amount since Initial Cut-Off Date (in EUR)	Cumulative Amount of Purchased Receivables (in EUR)	Cumulative Gross Loss Ratio (in %)	Recovery Amount in Collection Period (in EUR)	Cumulative Recoveries since Initial Cut-Off Date (in EUR)	Cumulative Net Losses (in EUR)	Cumulative Net Loss Ratio (in %)
Apr - 22	0	n/a	n/a	828,699,979.38	n/a	n/a	n/a	n/a	n/a
May - 22	5	28.50	28.50	849,053,622.48	0.00	0.00	0.00	28.50	0.00
June - 22	6	29.55	58.05	871,378,922.25	0.00	0.00	0.00	58.05	0.00
July - 22	8	66,659.94	66,717.99	894,546,754.65	0.01	66,615.62	66,615.62	102.37	0.00
Aug - 22	7	-58.93	66,659.06	918,307,899.65	0.01	-92.12	66,523.50	135.56	0.00
Sept - 22	8	41,700.25	108,359.31	941,433,862.68	0.01	26,584.42	93,107.92	15,251.39	0.00
Oct - 22	6	9,772.73	118,132.04	963,604,326.81	0.01	7,111.10	100,219.02	17,913.02	0.00
Nov - 22	12	102,755.79	220,887.83	989,019,259.45	0.02	85,595.91	185,814.93	35,072.90	0.00
Dec - 22	18	123,333.00	344,220.83	1,013,634,299.08	0.03	79,141.69	264,956.62	79,264.21	0.01
Jan - 23	13	163,085.18	507,306.01	1,038,387,440.22	0.05	86,576.26	351,532.88	155,773.13	0.02
Feb - 23	22	233,570.40	740,876.41	1,062,519,743.38	0.07	127,680.57	479,213.45	261,662.96	0.02
Mar - 23	14	234,822.27	975,698.68	1,094,526,757.18	0.09	189,258.80	668,472.25	307,226.43	0.03
Apr - 23	17	75,916.58	1,051,615.26	1,122,710,115.39	0.09	72,055.52	740,527.77	311,087.49	0.03
May - 23	15	153,646.16	1,205,261.42	1,122,710,115.39	0.11	89,829.13	830,356.90	374,904.52	0.03
June - 23	22	197,777.64	1,403,039.06	1,122,710,115.39	0.12	124,594.43	954,951.33	448,087.73	0.04
July - 23	25	223,841.22	1,626,880.28	1,122,710,115.39	0.14	124,461.70	1,079,413.03	547,467.25	0.05
Aug - 23	18	315,160.75	1,942,041.03	1,122,710,115.39	0.17	139,594.37	1,219,007.40	723,033.63	0.06
Sept - 23	27	362,875.85	2,304,916.88	1,122,710,115.39	0.21	194,777.80	1,413,785.20	891,131.68	0.08
Oct - 23	31	260,813.19	2,565,730.07	1,122,710,115.39	0.23	113,839.29	1,527,624.49	1,038,105.58	0.09
Nov - 23	20	138,650.72	2,704,380.79	1,122,710,115.39	0.24	97,754.70	1,625,379.19	1,079,001.60	0.10
Dec - 23	19	256,403.06	2,960,783.85	1,122,710,115.39	0.26	151,835.47	1,777,214.66	1,183,569.19	0.11
Jan - 24	20	194,998.61	3,155,782.46	1,122,710,115.39	0.28	106,279.15	1,883,493.81	1,272,288.65	0.11
Feb - 24	17	332,424.75	3,488,207.21	1,122,710,115.39	0.31	200,879.75	2,084,373.56	1,403,833.65	0.13
Mar - 24	24	230,888.43	3,719,095.64	1,122,710,115.39	0.33	131,052.40	2,215,425.96	1,503,669.68	0.13
Apr - 24	23	462,893.50	4,181,989.14	1,122,710,115.39	0.37	118,622.54	2,334,048.50	1,847,940.64	0.16
May - 24	22	281,182.25	4,463,171.39	1,122,710,115.39	0.40	145,859.55	2,479,908.05	1,983,263.34	0.18
June - 24	33	356,483.76	4,819,655.15	1,122,710,115.39	0.43	115,469.54	2,595,377.59	2,224,277.56	0.20
July - 24	34	361,543.59	5,181,198.74	1,122,710,115.39	0.46	135,756.97	2,731,134.56	2,450,064.18	0.22
Aug - 24	26	379,170.40	5,560,369.14	1,122,710,115.39	0.50	124,120.99	2,855,255.55	2,705,113.59	0.24
Sept - 24	28	445,961.75	6,006,330.89	1,122,710,115.39	0.53	90,102.98	2,945,358.53	3,060,972.36	0.27
Oct - 24	24	520,229.93	6,526,560.82	1,122,710,115.39	0.58	363,841.87	3,309,200.40	3,217,360.42	0.29
Nov - 24	28	248,698.13	6,775,258.95	1,122,710,115.39	0.60	122,536.27	3,431,736.67	3,343,522.28	0.30
Dec - 24	36	370,070.38	7,145,329.33	1,122,710,115.39	0.64	91,174.02	3,522,910.69	3,622,418.64	0.32



Compartment German Auto Loans 11
Monthly Investor Report

Reporting Date: Mar 11, 2025
 Payment Date: Mar 20, 2025
 Period No.: 34
 Monthly Period: Feb, 2025
 Interest Period: Feb 20, 2025 to Mar 20, 2025
 = 28 days

8. Defaulted Amount & Recovery Amount

Collection Period	No. of Defaulted Agreements in Collection Period	Defaulted Amount in Collection Period (in EUR)	Cumulative Defaulted Amount since Initial Cut-Off Date (in EUR)	Cumulative Amount of Purchased Receivables (in EUR)	Cumulative Gross Loss Ratio (in %)	Recovery Amount in Collection Period (in EUR)	Cumulative Recoveries since Initial Cut-Off Date (in EUR)	Cumulative Net Losses (in EUR)	Cumulative Net Loss Ratio (in %)
Jan - 25	36	731,196.28	7,876,525.61	1,122,710,115.39	0.70	378,822.26	3,901,732.95	3,974,792.66	0.35
Feb - 25	24	257,982.13	8,134,507.74	1,122,710,115.39	0.72	151,651.24	4,053,384.19	4,081,123.55	0.36

Compartment German Auto Loans 11

Monthly Investor Report

Reporting Date: Mar 11, 2025
 Payment Date: Mar 20, 2025
 Period No.: 34
 Monthly Period: Feb, 2025
 Interest Period: Feb 20, 2025 to Mar 20, 2025
 = 28 days

9. Defaulted Amount & Recovery Amount - Loan Level Data

Applicable only if loans have defaulted. Does not include defaulted amounts less than 10.00 EUR.

	Month / Year of Default	Month / Year of Loan Origination	Initial Principal Balance (in EUR)	Principal Balance of Loan at Default (in EUR)	Recovery Total (in EUR)	Principal Balance End of Period (in EUR)	Object Type (new / used)	Vehicle Series	Customer Type (private / commercial)	Out of Deal (Month / Year)
1	Julv - 22	Oct - 21	66.615.62	66.615.62	66.615.62	0.00	New	X6 Series	Commercial	
2	Sept - 22	Julv - 21	8.300.20	8.143.75	8.143.75	0.00	Used	4 Series	Private	
3	Sept - 22	Mar - 20	9.419.35	9.227.76	9.227.76	0.00	Used	MINI	Commercial	
4	Sept - 22	Julv - 20	11.697.21	11.172.94	11.172.94	0.00	Used	X5 Series	Commercial	
5	Sept - 22	Oct - 21	50.048.78	13.212.01	2.563.76	10.648.25	New	X3 Series	Commercial	
6	Oct - 22	Sept - 21	10.228.06	9.883.65	9.883.65	0.00	Used	X3 Series	Private	
7	Nov - 22	Julv - 21	51.907.94	51.265.61	35.750.02	15.515.59	New	Z Series	Commercial	
8	Nov - 22	Sept - 20	20.329.67	20.107.27	20.107.27	0.00	New	2 Series	Commercial	
9	Nov - 22	Oct - 21	9.219.12	8.616.74	8.616.74	0.00	Used	2 Series	Private	
10	Dec - 22	Dec - 20	29.614.05	8.752.15	42.90	8.709.25	Used	6 Series	Commercial	
11	Dec - 22	Apr - 21	14.636.66	13.324.34	13.324.34	0.00	Used	X5 Series	Private	
12	Dec - 22	Mar - 20	14.115.21	12.881.08	12.881.08	0.00	Used	X1 Series	Commercial	
13	Dec - 22	Feb - 22	43.597.20	41.396.61	22.409.52	18.987.09	New	MINI	Commercial	
14	Dec - 22	Dec - 21	30.583.84	29.997.88	20.870.14	9.261.29	New	1 Series	Commercial	
15	Dec - 22	Nov - 19	47.949.03	9.351.47	-167.10	9.518.57	New	4 Series	Commercial	
16	Jan - 23	Mav - 21	30.628.20	30.628.20	0.00	30.628.20	Used	5 Series	Commercial	
17	Jan - 23	Dec - 19	7.629.21	6.941.92	6.941.92	0.00	Used	1 Series	Private	
18	Jan - 23	Oct - 20	25.251.46	23.453.18	18.144.35	5.308.83	New	3 Series	Commercial	
19	Feb - 23	Apr - 21	31.187.72	16.044.35	-103.71	16.148.06	New	3 Series	Commercial	
20	Feb - 23	Mar - 20	48.722.62	47.174.73	39.453.63	7.721.10	New	2 Series	Commercial	
21	Feb - 23	Mar - 21	20.145.31	19.558.93	13.753.59	5.805.34	Used	2 Series	Commercial	
22	Feb - 23	Oct - 21	16.717.00	15.143.34	7.003.29	8.140.05	Used	2 Series	Private	
23	Feb - 23	Jan - 22	20.586.03	19.915.52	18.193.24	1.722.28	Used	5 Series	Private	
24	Feb - 23	Oct - 20	77.802.01	28.664.56	-120.51	28.785.07	New	X5 Series	Commercial	
25	Feb - 23	Julv - 20	38.108.88	35.763.11	24.370.02	11.393.09	Used	7 Series	Commercial	
26	Mar - 23	Mav - 21	7.202.10	6.924.46	6.924.46	0.30	Used	3 Series	Private	
27	Mar - 23	Dec - 21	118.707.53	111.217.67	100.857.54	10.360.13	New	X6 Series	Commercial	
28	Mar - 23	June - 21	69.180.04	67.613.16	55.284.64	12.328.52	New	X5 Series	Commercial	
29	Apr - 23	Sept - 20	13.449.27	2.476.03	2.476.03	0.00	Used	2 Series	Private	
30	Apr - 23	Apr - 21	58.977.54	54.687.97	54.687.97	0.00	New	7 Series	Commercial	
31	Mav - 23	Feb - 22	36.272.97	33.372.11	19.078.96	14.293.15	Used	X4 Series	Commercial	
32	Mav - 23	Mar - 20	17.372.23	15.340.72	10.804.16	4.536.56	Used	MINI	Commercial	
33	Mav - 23	Nov - 20	31.996.75	29.488.60	29.488.60	0.00	Used	7 Series	Commercial	
34	Mav - 23	Nov - 21	33.461.49	32.022.20	25.299.93	6.722.27	Used	7 Series	Commercial	
35	June - 23	Julv - 21	60.139.12	56.577.32	49.193.56	7.383.76	New	4 Series	Commercial	
36	June - 23	Julv - 20	28.083.40	11.900.27	11.900.27	2.88	Used	7 Series	Commercial	
37	June - 23	June - 20	25.889.78	22.155.17	14.655.77	7.499.40	New	X1 Series	Commercial	

Compartment German Auto Loans 11

Monthly Investor Report

Reporting Date:	Mar 11, 2025
Payment Date:	Mar 20, 2025
Period No.:	34
Monthly Period:	Feb, 2025
Interest Period:	Feb 20, 2025 to Mar 20, 2025 = 28 days

9. Defaulted Amount & Recovery Amount - Loan Level Data

Applicable only if loans have defaulted. Does not include defaulted amounts less than 10.00 EUR.

	Month / Year of Default	Month / Year of Loan Origination	Initial Principal Balance (in EUR)	Principal Balance of Loan at Default (in EUR)	Recovery Total (in EUR)	Principal Balance End of Period (in EUR)	Object Type (new / used)	Vehicle Series	Customer Type (private / commercial)	Out of Deal (Month / Year)
38	June - 23	Oct - 20	22.423.64	20.416.26	20.416.26	0.00	New	3 Series	Private	
39	June - 23	Mav - 21	14.840.30	13.754.71	8.763.43	4.991.28	Used	MINI	Private	
40	June - 23	Dec - 21	36.123.59	32.256.12	24.901.86	7.354.26	Used	5 Series	Commercial	
41	Julv - 23	Mar - 22	14.754.58	13.011.14	13.011.14	0.00	Used	MINI	Private	
42	Julv - 23	Jan - 21	32.334.59	30.476.75	17.147.49	13.329.26	New	MINI	Commercial	
43	Julv - 23	Jan - 22	29.077.67	27.132.38	10.383.29	16.749.09	Used	5 Series	Commercial	
44	Aua - 23	Julv - 21	13.228.34	11.545.66	11.364.45	318.66	Used	1 Series	Private	
45	Aua - 23	Mar - 20	20.363.00	17.592.88	10.679.79	6.913.09	Used	X3 Series	Commercial	
46	Aua - 23	Aur - 21	30.781.79	28.992.96	21.794.72	7.198.24	New	MINI	Commercial	
47	Aua - 23	Dec - 21	31.972.90	30.494.56	384.49	30.110.07	New	3 Series	Private	
48	Aua - 23	Feb - 22	12.211.46	9.992.39	4.567.56	5.424.83	Used	5 Series	Commercial	
49	Aua - 23	Jan - 22	19.184.08	17.378.98	17.131.08	247.90	Used	4 Series	Commercial	
50	Aua - 23	Jan - 22	98.656.54	90.477.74	52.605.04	37.872.70	Used	Non BMW Group (incl. Motorcycles)	Commercial	
51	Aua - 23	Jan - 20	7.700.66	769.38	769.38	0.00	Used	1 Series	Private	
52	Aua - 23	Nov - 21	55.697.17	14.841.21	14.841.21	0.00	New	Non BMW Group (incl. Motorcycles)	Commercial	
53	Aua - 23	Aua - 20	26.507.40	25.207.28	14.327.72	10.879.56	Used	X5 Series	Private	
54	Aua - 23	Aur - 22	10.615.83	8.911.01	8.108.43	802.58	Used	Non BMW Group (incl. Motorcycles)	Private	
55	Sept - 23	Feb - 22	40.467.94	37.929.80	25.637.74	12.292.06	Used	X6 Series	Commercial	
56	Sept - 23	June - 20	21.944.24	19.569.84	19.569.84	0.00	Used	5 Series	Private	
57	Sept - 23	Oct - 21	60.480.33	56.367.22	45.769.24	10.961.16	New	X5 Series	Commercial	
58	Sept - 23	Aur - 20	14.913.29	1.708.67	-109.86	1.841.22	Used	3 Series	Commercial	
59	Sept - 23	Dec - 20	77.968.41	71.697.70	54.882.52	16.815.18	New	X6 Series	Commercial	
60	Sept - 23	Sept - 20	59.408.43	54.645.42	32.979.07	21.666.35	New	5 Series	Commercial	
61	Sept - 23	June - 22	23.486.26	9.636.82	725.02	8.911.80	Used	X1 Series	Commercial	
62	Sept - 23	Feb - 22	13.721.95	5.114.46	5.114.46	0.00	Used	1 Series	Private	
63	Oct - 23	Julv - 20	21.036.43	8.887.93	-92.28	8.980.21	Used	Non BMW Group (incl. Motorcycles)	Commercial	
64	Oct - 23	Sept - 20	25.217.73	20.804.64	9.849.57	10.955.07	Used	X5 Series	Commercial	
65	Oct - 23	Mar - 20	5.443.08	4.302.97	4.302.97	0.00	Used	MINI	Private	
66	Oct - 23	Aua - 20	33.334.47	0.00	-340.64	340.64	New	X2 Series	Commercial	
67	Oct - 23	Feb - 22	67.650.68	59.923.17	37.731.09	22.192.08	Used	Non BMW Group (incl. Motorcycles)	Commercial	
68	Oct - 23	Mav - 20	44.674.35	40.188.68	29.908.11	10.280.57	New	5 Series	Commercial	
69	Oct - 23	Mar - 20	51.349.70	39.920.23	39.920.23	0.00	New	X4 Series	Commercial	
70	Oct - 23	Nov - 21	48.103.37	41.882.21	41.882.21	0.00	New	7 Series	Commercial	
71	Oct - 23	Aua - 21	33.311.10	30.547.77	27.117.73	3.430.04	Used	7 Series	Commercial	
72	Oct - 23	Aur - 20	4.675.96	1.588.96	1.501.12	107.20	Used	MINI	Private	
73	Nov - 23	Nov - 21	12.307.48	6.012.25	6.012.25	0.00	Used	X1 Series	Commercial	
74	Nov - 23	Dec - 21	78.282.75	67.230.49	56.927.54	10.302.95	Used	5 Series	Commercial	

Compartment German Auto Loans 11

Monthly Investor Report

Reporting Date:	Mar 11, 2025
Payment Date:	Mar 20, 2025
Period No.:	34
Monthly Period:	Feb, 2025
Interest Period:	Feb 20, 2025 to Mar 20, 2025 = 28 days

9. Defaulted Amount & Recovery Amount - Loan Level Data

Applicable only if loans have defaulted. Does not include defaulted amounts less than 10.00 EUR.

	Month / Year of Default	Month / Year of Loan Origination	Initial Principal Balance (in EUR)	Principal Balance of Loan at Default (in EUR)	Recovery Total (in EUR)	Principal Balance End of Period (in EUR)	Object Type (new / used)	Vehicle Series	Customer Type (private / commercial)	Out of Deal (Month / Year)
75	Nov - 23	Mar - 20	8.587.20	3.630.42	3.630.42	0.00	Used	5 Series	Private	
76	Nov - 23	Apr - 20	18.446.91	16.474.06	14.023.99	2.450.07	Used	4 Series	Commercial	
77	Nov - 23	Jan - 22	6.949.22	5.146.74	-943.12	6.089.86	Used	Non BMW Group (incl. Motorcycles)	Commercial	
78	Dec - 23	Feb - 21	8.237.59	6.051.20	0.00	6.051.20	Used	3 Series	Private	
79	Dec - 23	May - 20	12.472.75	4.553.15	4.553.15	0.00	Used	2 Series	Private	
80	Dec - 23	May - 20	7.975.20	6.079.87	6.079.87	0.00	Used	MINI	Commercial	
81	Dec - 23	Dec - 20	31.469.25	26.916.66	26.916.66	0.00	Used	7 Series	Commercial	
82	Dec - 23	Nov - 21	63.354.94	57.650.65	47.992.15	9.658.50	New	X5 Series	Commercial	
83	Dec - 23	Feb - 21	31.393.39	27.320.17	17.634.88	9.685.29	Used	3 Series	Commercial	
84	Dec - 23	June - 22	15.274.90	14.352.68	0.00	14.352.68	Used	X1 Series	Commercial	
85	Jan - 24	June - 21	14.112.67	10.530.65	10.530.65	0.00	Used	MINI	Private	
86	Jan - 24	Dec - 20	58.227.99	30.761.88	0.00	30.761.88	New	5 Series	Commercial	
87	Jan - 24	Oct - 21	22.782.81	22.241.85	15.962.65	6.279.20	Used	MINI	Private	
88	Jan - 24	Oct - 20	39.786.93	29.918.40	17.000.00	12.918.40	Used	7 Series	Commercial	
89	Jan - 24	Nov - 20	60.051.87	0.00	-431.33	431.33	New	X3 Series	Commercial	
90	Feb - 24	Sept - 21	27.245.45	6.098.12	6.098.12	0.00	Used	4 Series	Private	
91	Feb - 24	Jan - 22	34.260.58	30.994.72	8.968.67	22.026.05	Used	Non BMW Group (incl. Motorcycles)	Commercial	
92	Feb - 24	Sept - 21	30.976.80	27.285.12	27.285.12	0.00	New	MINI	Commercial	
93	Feb - 24	Jan - 23	45.214.63	43.821.18	0.00	43.821.18	Used	Non BMW Group (incl. Motorcycles)	Commercial	
94	Feb - 24	Dec - 20	24.140.96	19.587.38	9.151.85	10.435.53	Used	5 Series	Private	
95	Feb - 24	Feb - 22	63.208.15	54.545.85	40.630.02	13.915.83	New	4 Series	Commercial	
96	Mar - 24	Dec - 20	8.025.16	6.120.47	6.120.47	0.00	New	Other BMW Group	Private	
97	Mar - 24	Dec - 20	14.252.10	11.180.86	9.221.31	1.959.55	Used	1 Series	Commercial	
98	Mar - 24	Apr - 21	26.128.17	21.158.51	21.158.51	0.01	New	2 Series	Commercial	
99	Mar - 24	Jan - 22	23.640.06	14.909.81	14.909.81	0.00	Used	2 Series	Private	
100	Mar - 24	Jan - 21	16.066.81	13.958.68	4.651.66	9.307.02	Used	Non BMW Group (incl. Motorcycles)	Commercial	
101	Mar - 24	June - 21	6.033.61	3.906.40	791.00	3.115.40	Used	Non BMW Group (incl. Motorcycles)	Private	
102	Apr - 24	Nov - 20	66.367.82	56.800.55	0.00	56.800.55	New	5 Series	Commercial	
103	Apr - 24	Oct - 20	106.354.11	91.891.95	0.00	91.891.95	Used	8 Series	Commercial	
104	Apr - 24	Dec - 21	110.228.53	62.320.15	-14.00	62.334.15	New	X5 Series	Commercial	
105	Apr - 24	Sept - 21	20.349.49	10.303.59	10.303.59	0.00	Used	X3 Series	Commercial	
106	Apr - 24	Mar - 22	40.792.57	38.265.05	0.00	38.265.05	Used	X4 Series	Commercial	
107	Apr - 24	Feb - 22	59.929.65	50.417.00	0.00	50.417.00	Used	7 Series	Commercial	
108	Apr - 24	Sept - 20	4.482.87	484.12	484.12	0.00	Used	Non BMW Group (incl. Motorcycles)	Private	
109	Apr - 24	Sept - 20	11.605.29	7.582.38	3.000.00	4.582.38	Used	Other BMW Group	Private	
110	Apr - 24	Jul - 21	33.047.77	24.426.27	24.426.27	0.00	New	X5 Series	Commercial	
111	May - 24	Sept - 21	56.063.28	48.642.92	32.676.35	16.816.42	New	4 Series	Commercial	

Compartment German Auto Loans 11

Monthly Investor Report

Reporting Date: Mar 11, 2025
 Payment Date: Mar 20, 2025
 Period No.: 34
 Monthly Period: Feb, 2025
 Interest Period: Feb 20, 2025 to Mar 20, 2025
 = 28 days

9. Defaulted Amount & Recovery Amount - Loan Level Data

Applicable only if loans have defaulted. Does not include defaulted amounts less than 10.00 EUR.

	Month / Year of Default	Month / Year of Loan Origination	Initial Principal Balance (in EUR)	Principal Balance of Loan at Default (in EUR)	Recovery Total (in EUR)	Principal Balance End of Period (in EUR)	Object Type (new / used)	Vehicle Series	Customer Type (private / commercial)	Out of Deal (Month / Year)
112	Mav - 24	June - 21	62.497.57	50.998.92	0.00	50.998.92	Used	6 Series	Commercial	
113	Mav - 24	Oct - 21	8.135.53	1.335.86	1.335.86	0.00	Used	5 Series	Commercial	
114	Mav - 24	Nov - 21	41.751.22	36.383.19	28.645.97	7.737.22	New	X4 Series	Commercial	
115	Mav - 24	Mar - 22	23.730.94	20.212.27	0.00	20.212.27	Used	5 Series	Commercial	
116	Mav - 24	Mav - 22	30.404.33	27.339.02	16.121.00	11.218.02	Used	3 Series	Private	
117	June - 24	Sept - 22	72.912.39	32.742.29	32.742.29	0.00	Used	2 Series	Commercial	
118	June - 24	Julv - 20	47.053.10	36.148.32	0.00	36.148.32	New	6 Series	Commercial	
119	June - 24	Dec - 21	28.282.99	20.888.02	0.00	20.888.02	Used	5 Series	Commercial	
120	June - 24	Mav - 21	5.714.35	1.473.64	1.473.64	0.00	Used	5 Series	Private	
121	June - 24	Apr - 22	45.291.85	39.761.54	19.130.41	20.631.13	Used	X5 Series	Commercial	
122	June - 24	Julv - 20	32.804.74	25.914.75	0.00	25.914.75	Used	7 Series	Commercial	
123	June - 24	June - 21	15.250.50	13.719.42	11.786.28	1.933.14	Used	MINI	Commercial	
124	June - 24	Dec - 21	20.839.38	18.945.45	15.473.08	3.472.37	Used	5 Series	Private	
125	June - 24	Nov - 20	59.134.45	39.912.97	39.912.97	0.00	Used	7 Series	Private	
126	June - 24	Dec - 21	28.104.69	7.048.69	0.00	7.048.69	Used	6 Series	Commercial	
127	Julv - 24	Aua - 22	46.570.33	42.184.10	22.093.04	20.091.06	New	1 Series	Commercial	
128	Julv - 24	Apr - 21	25.571.12	3.263.41	3.263.41	0.00	New	Other BMW Group	Private	
129	Julv - 24	Apr - 21	32.624.37	25.333.15	22.657.13	2.676.02	Used	5 Series	Private	
130	Julv - 24	Julv - 21	53.208.95	44.057.85	0.00	44.057.85	New	X3 Series	Commercial	
131	Julv - 24	Aua - 22	24.828.90	14.936.40	0.00	14.936.40	Used	5 Series	Commercial	
132	Julv - 24	Feb - 22	52.927.01	47.766.74	38.001.00	9.765.74	New	4 Series	Commercial	
133	Julv - 24	Sept - 21	26.204.24	19.680.21	19.680.21	0.00	Used	Non BMW Group (incl. Motorcycles)	Commercial	
134	Julv - 24	Nov - 20	15.506.05	11.467.99	0.00	11.467.99	Used	2 Series	Private	
135	Julv - 24	Dec - 20	27.586.21	22.355.08	0.00	22.355.08	Used	6 Series	Commercial	
136	Aua - 24	Sept - 21	41.098.53	36.730.87	0.00	36.753.31	Used	X5 Series	Private	
137	Aua - 24	Feb - 22	31.000.01	22.632.31	22.632.31	0.00	Used	5 Series	Private	
138	Aua - 24	Oct - 21	11.884.82	9.336.99	8.714.24	622.75	Used	2 Series	Private	
139	Aua - 24	Mar - 21	49.178.80	44.496.63	19.583.77	24.912.86	New	X3 Series	Commercial	
140	Aua - 24	Oct - 20	11.119.46	6.802.20	0.00	6.802.20	Used	2 Series	Commercial	
141	Aua - 24	Oct - 22	57.993.39	48.615.93	23.368.52	25.247.41	New	X3 Series	Commercial	
142	Aua - 24	Jan - 21	29.450.60	23.553.11	0.00	23.553.11	Used	X6 Series	Commercial	
143	Aua - 24	Jan - 23	26.446.03	25.391.40	0.00	25.391.40	Used	5 Series	Private	
144	Aua - 24	Aua - 21	20.387.30	15.888.40	0.00	15.923.37	Used	4 Series	Private	
145	Aua - 24	Sept - 21	32.463.01	10.935.74	1.159.12	9.812.34	New	MINI	Commercial	
146	Aua - 24	Jan - 21	6.030.42	2.088.92	2.088.92	0.00	Used	Other BMW Group	Private	
147	Aua - 24	Oct - 20	11.122.47	7.738.24	0.00	7.738.24	Used	Non BMW Group (incl. Motorcycles)	Commercial	
148	Sept - 24	Apr - 21	19.137.16	15.321.55	7.598.57	7.722.98	Used	1 Series	Commercial	

Compartment German Auto Loans 11

Monthly Investor Report

Reporting Date: Mar 11, 2025
 Payment Date: Mar 20, 2025
 Period No.: 34
 Monthly Period: Feb, 2025
 Interest Period: Feb 20, 2025 to Mar 20, 2025
 = 28 days

9. Defaulted Amount & Recovery Amount - Loan Level Data

Applicable only if loans have defaulted. Does not include defaulted amounts less than 10.00 EUR.

	Month / Year of Default	Month / Year of Loan Origination	Initial Principal Balance (in EUR)	Principal Balance of Loan at Default (in EUR)	Recovery Total (in EUR)	Principal Balance End of Period (in EUR)	Object Type (new / used)	Vehicle Series	Customer Type (private / commercial)	Out of Deal (Month / Year)
149	Sept - 24	Feb - 22	12.346.73	10.906.45	0.00	10.906.45	Used	MINI	Commercial	
150	Sept - 24	Julv - 21	22.297.20	17.854.94	17.854.94	0.00	Used	X3 Series	Commercial	
151	Sept - 24	Julv - 20	58.262.26	45.536.98	0.00	45.536.98	Used	X6 Series	Commercial	
152	Sept - 24	Nov - 22	22.957.96	20.441.37	15.147.72	5.293.65	Used	Non BMW Group (incl. Motorcycles)	Commercial	
153	Sept - 24	Apr - 21	7.387.75	2.770.75	0.00	2.770.75	Used	Non BMW Group (incl. Motorcycles)	Commercial	
154	Sept - 24	Jan - 21	27.544.34	11.223.34	9.832.26	1.391.08	Used	5 Series	Commercial	
155	Sept - 24	Sept - 21	44.262.94	36.756.31	16.518.65	20.237.66	New	3 Series	Commercial	
156	Sept - 24	Nov - 21	56.124.64	50.267.41	39.776.60	10.490.81	New	X6 Series	Commercial	
157	Sept - 24	Nov - 21	51.343.05	39.820.54	21.410.19	18.410.35	New	5 Series	Commercial	
158	Sept - 24	Dec - 20	91.480.54	71.528.89	0.00	71.528.89	Used	Non BMW Group (incl. Motorcycles)	Commercial	
159	Sept - 24	Apr - 21	7.387.75	2.770.75	0.00	2.770.75	Used	Non BMW Group (incl. Motorcycles)	Commercial	
160	Sept - 24	Apr - 21	7.387.75	2.770.75	0.00	2.770.75	Used	Non BMW Group (incl. Motorcycles)	Commercial	
161	Sept - 24	Mar - 20	22.696.50	18.732.12	10.714.80	8.017.32	Used	X1 Series	Commercial	
162	Sept - 24	Feb - 21	4.452.36	1.031.38	0.00	1.031.38	Used	3 Series	Private	
163	Sept - 24	Oct - 20	17.559.76	12.926.09	12.926.09	0.00	Used	Z Series	Private	
164	Oct - 24	Apr - 22	49.180.39	44.059.21	42.060.86	1.998.35	New	X5 Series	Commercial	
165	Oct - 24	Mar - 21	7.164.85	2.530.92	0.00	2.530.92	Used	Non BMW Group (incl. Motorcycles)	Commercial	
166	Oct - 24	June - 21	32.460.01	24.627.51	24.627.51	0.00	Used	Z Series	Commercial	
167	Oct - 24	Jan - 22	63.406.24	39.397.45	32.225.26	7.172.19	New	X3 Series	Commercial	
168	Oct - 24	Sept - 21	78.729.39	64.623.59	64.004.57	619.02	New	X3 Series	Commercial	
169	Oct - 24	Mar - 21	21.919.35	11.238.87	11.238.87	0.00	Used	5 Series	Private	
170	Oct - 24	Apr - 21	10.256.47	7.760.90	0.00	7.760.90	Used	3 Series	Commercial	
171	Oct - 24	Mar - 21	18.418.20	15.543.16	12.749.93	2.793.23	Used	MINI	Private	
172	Oct - 24	Mar - 21	7.164.85	2.530.92	0.00	2.530.92	Used	Non BMW Group (incl. Motorcycles)	Commercial	
173	Oct - 24	Mar - 21	4.564.99	987.06	838.70	148.36	Used	Non BMW Group (incl. Motorcycles)	Private	
174	Oct - 24	Dec - 21	42.212.21	32.180.37	24.544.80	7.635.57	Used	5 Series	Commercial	
175	Nov - 24	Nov - 21	24.987.91	4.031.55	515.47	3.617.06	Used	3 Series	Commercial	
176	Nov - 24	Julv - 22	28.888.12	22.116.82	400.00	21.716.82	Used	6 Series	Commercial	
177	Nov - 24	Jan - 22	64.645.13	51.237.88	51.237.88	0.00	Used	X5 Series	Commercial	
178	Nov - 24	Sept - 20	7.657.67	5.664.01	5.664.01	0.00	Used	Non BMW Group (incl. Motorcycles)	Private	
179	Nov - 24	Aug - 21	41.893.35	29.185.83	29.185.83	0.00	New	3 Series	Private	
180	Dec - 24	Apr - 22	78.486.16	60.621.11	0.00	60.621.11	Used	X3 Series	Commercial	
181	Dec - 24	Nov - 20	16.190.25	10.226.33	6.623.29	3.603.04	New	Non BMW Group (incl. Motorcycles)	Commercial	
182	Dec - 24	Oct - 21	59.504.37	49.328.60	0.00	49.328.60	New	X5 Series	Commercial	
183	Dec - 24	Mar - 21	28.284.16	18.281.61	1.500.00	16.781.61	Used	7 Series	Commercial	
184	Dec - 24	Sept - 20	47.602.54	31.488.73	13.505.63	17.983.10	Used	5 Series	Private	
185	Dec - 24	Sept - 20	39.379.51	30.145.89	30.145.89	0.00	Used	4 Series	Commercial	

Compartment German Auto Loans 11

Monthly Investor Report

Reporting Date:	Mar 11, 2025
Payment Date:	Mar 20, 2025
Period No.:	34
Monthly Period:	Feb, 2025
Interest Period:	Feb 20, 2025 to Mar 20, 2025 = 28 days

9. Defaulted Amount & Recovery Amount - Loan Level Data

Applicable only if loans have defaulted. Does not include defaulted amounts less than 10.00 EUR.

	Month / Year of Default	Month / Year of Loan Origination	Initial Principal Balance (in EUR)	Principal Balance of Loan at Default (in EUR)	Recovery Total (in EUR)	Principal Balance End of Period (in EUR)	Object Type (new / used)	Vehicle Series	Customer Type (private / commercial)	Out of Deal (Month / Year)
186	Dec - 24	June - 21	42.667.55	17.362.63	17.362.63	0.00	New	4 Series	Commercial	
187	Dec - 24	Mar - 21	14.095.09	6.345.53	800.00	5.545.53	Used	X5 Series	Private	
188	Dec - 24	Sept - 20	55.265.30	45.328.71	27.844.28	17.484.43	Used	8 Series	Private	
189	Dec - 24	Dec - 21	13.337.52	9.436.94	9.436.94	0.00	Used	2 Series	Commercial	
190	Dec - 24	Dec - 20	24.811.83	18.435.40	111.79	18.323.61	Used	5 Series	Commercial	
191	Dec - 24	Aug - 20	25.867.24	6.421.55	-167.82	6.644.90	Used	4 Series	Commercial	
192	Dec - 24	Mar - 21	8.130.96	1.856.58	1.856.58	0.00	Used	X1 Series	Private	
193	Dec - 24	Feb - 23	29.920.30	19.749.16	1.913.01	17.836.15	Used	4 Series	Commercial	
194	Jan - 25	June - 20	17.433.82	12.215.90	0.00	12.215.90	Used	X4 Series	Private	
195	Jan - 25	June - 20	32.079.54	24.198.35	0.00	24.198.35	Used	2 Series	Private	
196	Jan - 25	Aug - 21	49.368.29	33.791.49	24.369.75	9.421.74	New	X2 Series	Commercial	
197	Jan - 25	June - 22	50.476.86	43.462.40	0.00	43.462.40	New	X3 Series	Commercial	
198	Jan - 25	June - 21	7.867.59	1.035.12	0.00	1.035.12	Used	1 Series	Private	
199	Jan - 25	June - 21	15.843.64	5.103.02	2.580.75	2.522.27	Used	2 Series	Commercial	
200	Jan - 25	Sept - 21	21.153.77	15.433.08	0.00	15.433.08	Used	3 Series	Commercial	
201	Jan - 25	June - 20	19.397.83	10.470.32	800.00	9.670.32	Used	5 Series	Commercial	
202	Jan - 25	June - 20	12.750.90	8.003.90	0.00	8.003.90	Used	X1 Series	Private	
203	Jan - 25	June - 20	21.062.75	14.362.25	5.794.25	8.568.00	Used	4 Series	Private	
204	Jan - 25	June - 21	30.117.43	21.982.72	0.00	21.982.72	New	MINI	Private	
205	Jan - 25	Dec - 19	18.952.75	11.836.61	8.156.22	3.680.39	Used	X1 Series	Private	
206	Jan - 25	June - 20	12.489.04	8.193.54	0.00	8.193.54	Used	3 Series	Private	
207	Jan - 25	Feb - 22	17.867.50	11.494.37	10.051.50	1.442.87	Used	1 Series	Commercial	
208	Jan - 25	Nov - 21	39.474.49	33.146.18	0.00	33.146.18	New	X3 Series	Commercial	
209	Jan - 25	June - 21	72.264.42	59.854.12	0.00	59.854.12	New	8 Series	Private	
210	Jan - 25	June - 21	8.237.59	3.885.42	320.00	3.565.42	Used	Non BMW Group (incl. Motorcycles)	Private	
211	Jan - 25	Mar - 20	54.292.50	48.869.11	0.00	48.869.11	New	X4 Series	Commercial	
212	Jan - 25	Feb - 21	42.054.62	31.413.89	23.450.38	7.963.51	Used	X6 Series	Commercial	
213	Jan - 25	June - 20	32.956.70	17.779.37	0.00	17.779.37	Used	7 Series	Private	
214	Jan - 25	June - 20	10.290.79	3.404.37	1.150.16	2.254.21	Used	Non BMW Group (incl. Motorcycles)	Private	
215	Jan - 25	Jul - 20	9.310.90	6.625.62	0.00	6.625.62	Used	1 Series	Commercial	
216	Jan - 25	Nov - 22	42.506.14	32.719.00	32.200.00	519.00	New	X1 Series	Private	
217	Feb - 25	Nov - 21	32.720.52	22.369.58	0.00	22.369.58	Used	7 Series	Commercial	
218	Feb - 25	Jul - 21	11.685.34	952.77	166.08	786.69	Used	3 Series	Commercial	
219	Feb - 25	Oct - 21	11.340.98	11.190.40	11.190.40	0.00	New	3 Series	Private	
220	Feb - 25	Jul - 21	4.606.26	692.69	116.29	576.40	Used	Other BMW Group	Private	
221	Feb - 25	Jul - 21	31.919.10	23.092.70	0.00	23.092.70	Used	5 Series	Private	
222	Feb - 25	Oct - 20	28.400.81	22.283.66	17.769.85	4.573.07	Used	X5 Series	Commercial	

Compartment German Auto Loans 11

Monthly Investor Report

Reporting Date: Mar 11, 2025
 Payment Date: Mar 20, 2025
 Period No.: 34
 Monthly Period: Feb, 2025
 Interest Period: Feb 20, 2025 to Mar 20, 2025
 = 28 days

9. Defaulted Amount & Recovery Amount - Loan Level Data

Applicable only if loans have defaulted. Does not include defaulted amounts less than 10.00 EUR.

	Month / Year of Default	Month / Year of Loan Origination	Initial Principal Balance (in EUR)	Principal Balance of Loan at Default (in EUR)	Recovery Total (in EUR)	Principal Balance End of Period (in EUR)	Object Type (new / used)	Vehicle Series	Customer Type (private / commercial)	Out of Deal (Month / Year)
223	Feb - 25	Julv - 21	38.676.48	24.062.70	550.00	23.512.70	New	4 Series	Private	
224	Feb - 25	Julv - 21	54.887.58	40.183.13	39.622.53	560.60	New	X3 Series	Commercial	
225	Feb - 25	Aua - 20	20.743.77	16.862.67	0.00	16.862.67	Used	X4 Series	Private	
226	Feb - 25	Dec - 21	41.461.65	33.482.07	27.142.86	6.339.21	New	4 Series	Commercial	
227	Feb - 25	Dec - 21	10.609.81	4.605.42	0.00	4.605.42	New	Other BMW Group	Private	
228	Feb - 25	Dec - 21	10.295.63	7.486.79	5.200.00	2.286.79	Used	MINI	Private	
229	Jan - 23	June - 21	2.273.27	340.63	123.12	217.51	Used	3 Series	Private	Jan - 23
230	Nov - 22	Mav - 20	23.263.11	22.848.41	21.725.48	1.122.93	Used	7 Series	Commercial	Feb - 23
231	Jan - 23	Apr - 20	19.194.02	18.353.96	15.972.69	2.381.27	Used	5 Series	Commercial	Mar - 23
232	Jan - 23	Jan - 22	61.989.55	58.787.11	39.493.34	19.293.77	New	1 Series	Private	Apr - 23
233	Jan - 23	Apr - 20	25.854.91	24.838.38	13.917.54	10.920.84	Used	3 Series	Commercial	Apr - 23
234	Feb - 23	Jan - 22	14.589.16	13.786.67	12.403.50	1.383.17	Used	1 Series	Commercial	May - 23
235	Feb - 23	Julv - 21	29.886.33	28.125.51	26.144.23	1.981.28	Used	5 Series	Commercial	May - 23
236	Mav - 23	Dec - 21	23.364.66	270.05	74.84	195.21	Used	3 Series	Private	May - 23
237	Mar - 23	Feb - 21	31.242.26	28.747.12	24.284.01	4.463.11	Used	5 Series	Commercial	July - 23
238	Apr - 23	Mav - 21	8.222.56	7.372.23	5.825.75	1.546.48	Used	5 Series	Private	July - 23
239	Mav - 23	Sept - 20	28.858.27	25.828.42	18.961.42	6.867.00	Used	X6 Series	Commercial	Aug - 23
240	June - 23	Mav - 20	30.748.38	28.886.80	11.734.52	17.152.28	Used	X6 Series	Private	Sept - 23
241	Julv - 23	Oct - 20	80.709.57	74.277.16	50.359.95	23.917.21	New	8 Series	Commercial	Sept - 23
242	Julv - 23	June - 21	17.210.83	15.113.70	10.804.19	4.309.51	Used	3 Series	Private	Sept - 23
243	Mav - 23	Apr - 20	29.011.76	25.890.10	23.263.39	2.626.71	Used	5 Series	Private	Oct - 23
244	Julv - 23	Oct - 20	74.099.83	62.838.80	57.526.07	5.312.73	New	7 Series	Commercial	Oct - 23
245	Aua - 23	Mar - 21	9.167.41	7.723.95	5.860.13	1.863.82	Used	3 Series	Commercial	Oct - 23
246	Aua - 23	Dec - 21	26.662.38	26.425.63	15.264.71	11.160.92	Used	4 Series	Commercial	Nov - 23
247	Sept - 23	Oct - 20	41.520.52	36.132.38	27.270.25	8.862.13	Used	7 Series	Commercial	Nov - 23
248	Sept - 23	Julv - 20	16.611.82	15.383.05	11.859.50	3.523.55	New	MINI	Private	Dec - 23
249	Oct - 23	Mar - 20	13.826.90	11.584.81	9.455.58	2.129.23	Used	1 Series	Private	Jan - 24
250	Jan - 24	Oct - 20	13.342.95	385.33	77.98	307.35	New	Other BMW Group	Private	Jan - 24
251	Dec - 23	Nov - 21	52.423.98	45.414.49	41.348.61	4.065.88	Used	5 Series	Commercial	Feb - 24
252	Dec - 23	Sept - 20	51.650.31	46.662.86	41.662.72	5.000.14	New	X3 Series	Commercial	Feb - 24
253	Mar - 24	Julv - 20	2.395.22	192.21	29.10	163.11	Used	5 Series	Private	Mar - 24
254	Apr - 24	Oct - 20	27.700.81	0.00	-174.53	174.53	New	MINI	Private	Apr - 24
255	Feb - 24	Dec - 21	33.275.77	28.470.11	18.220.53	10.249.58	Used	6 Series	Commercial	May - 24
256	Mar - 24	Dec - 21	73.579.11	63.809.57	58.819.66	4.989.91	New	3 Series	Commercial	May - 24
257	Jan - 24	June - 21	42.690.55	34.718.72	30.216.94	4.501.78	Used	X6 Series	Private	June - 24
258	Mar - 24	Nov - 21	24.748.50	20.337.26	15.992.59	4.344.67	Used	5 Series	Private	June - 24
259	June - 24	June - 21	17.927.73	256.06	68.26	187.80	Used	MINI	Private	June - 24

Compartment German Auto Loans 11

Monthly Investor Report

Reporting Date: Mar 11, 2025
 Payment Date: Mar 20, 2025
 Period No.: 34
 Monthly Period: Feb, 2025
 Interest Period: Feb 20, 2025 to Mar 20, 2025
 = 28 days

9. Defaulted Amount & Recovery Amount - Loan Level Data

Applicable only if loans have defaulted. Does not include defaulted amounts less than 10.00 EUR.

	Month / Year of Default	Month / Year of Loan Origination	Initial Principal Balance (in EUR)	Principal Balance of Loan at Default (in EUR)	Recovery Total (in EUR)	Principal Balance End of Period (in EUR)	Object Type (new / used)	Vehicle Series	Customer Type (private / commercial)	Out of Deal (Month / Year)
260	Mar - 24	Feb - 22	52.695.24	44.685.65	11.590.30	33.095.35	Used	5 Series	Commercial	July - 24
261	Apr - 24	Apr - 22	21.515.68	20.356.63	9.486.08	10.870.55	Used	1 Series	Private	July - 24
262	Mav - 24	Nov - 21	71.832.65	63.356.65	54.668.34	8.789.44	New	X6 Series	Commercial	July - 24
263	Mar - 24	Aua - 21	31.959.36	27.489.61	17.133.77	10.355.84	Used	Non BMW Group (incl. Motorcycles)	Commercial	Aug - 24
264	Apr - 24	Jan - 23	18.715.48	17.587.67	2.774.33	14.813.34	Used	X3 Series	Private	Aug - 24
265	Apr - 24	Aua - 22	62.858.82	56.981.53	42.306.36	14.675.17	Used	X5 Series	Commercial	Aug - 24
266	June - 24	Aua - 21	37.790.10	29.996.14	28.489.91	1.506.23	New	4 Series	Commercial	Aug - 24
267	Julv - 24	Dec - 21	5.671.28	1.765.45	443.53	1.321.92	Used	1 Series	Private	Aug - 24
268	Julv - 24	Mav - 21	47.822.20	41.645.15	35.709.35	5.935.80	New	Z Series	Commercial	Sept - 24
269	Sept - 24	June - 20	7.246.66	255.27	91.15	164.12	Used	1 Series	Private	Sept - 24
270	Aua - 24	Feb - 22	19.894.08	15.186.48	10.920.86	4.265.62	Used	1 Series	Private	Oct - 24
271	Julv - 24	Mav - 21	25.373.85	22.372.52	17.031.41	5.341.11	New	1 Series	Private	Nov - 24
272	Aua - 24	Aua - 21	136.237.83	92.804.94	52.151.85	40.653.09	New	X6 Series	Commercial	Nov - 24
273	Sept - 24	Sept - 21	30.513.24	25.250.35	20.181.88	5.068.47	New	MINI	Private	Nov - 24
274	Nov - 24	Aua - 20	29.744.16	346.67	84.35	262.32	Used	5 Series	Commercial	Nov - 24
275	Oct - 24	Mar - 22	30.349.48	24.290.30	19.272.82	5.017.48	Used	5 Series	Commercial	Dec - 24
276	Oct - 24	Dec - 21	29.654.87	23.559.12	17.542.38	6.016.74	Used	Non BMW Group (incl. Motorcycles)	Commercial	Dec - 24
277	Oct - 24	June - 21	13.465.40	9.726.51	9.075.84	650.67	Used	Non BMW Group (incl. Motorcycles)	Private	Dec - 24
278	Dec - 24	Julv - 21	25.226.46	616.85	203.87	412.98	New	Other BMW Group	Commercial	Dec - 24
279	June - 24	Mar - 21	38.513.57	33.776.26	32.359.45	1.416.81	New	X6 Series	Commercial	Jan - 25
280	Sept - 24	Aua - 21	30.196.39	21.888.96	19.207.00	2.681.96	New	MINI	Commercial	Jan - 25
281	Oct - 24	Nov - 21	43.402.21	27.984.02	21.638.81	6.345.21	Used	X6 Series	Commercial	Jan - 25
282	Oct - 24	Nov - 22	72.946.88	62.793.57	45.994.53	16.799.04	Used	X5 Series	Commercial	Jan - 25
283	Feb - 24	Jan - 21	79.621.11	64.232.57	45.330.40	18.902.17	New	X5 Series	Commercial	Feb - 25
284	Julv - 24	Mav - 20	27.328.28	21.837.82	19.197.14	2.640.68	Used	5 Series	Commercial	Feb - 25
285	Oct - 24	Oct - 21	24.121.66	2.343.50	1.145.29	1.198.21	Used	3 Series	Private	Feb - 25
286	Nov - 24	Dec - 20	60.565.51	47.598.01	27.697.11	19.900.90	New	X4 Series	Commercial	Feb - 25
287	Nov - 24	Nov - 22	57.064.58	46.610.61	27.025.82	19.584.79	Used	7 Series	Commercial	Feb - 25
288	Dec - 24	June - 22	25.093.32	20.843.13	16.333.22	4.509.91	Used	4 Series	Commercial	Feb - 25
289	Feb - 25	Aua - 21	82.538.97	0.00	-784.92	784.92	New	X7 Series	Commercial	Feb - 25

Compartment German Auto Loans 11
Monthly Investor Report

Reporting Date:	Mar 11, 2025
Payment Date:	Mar 20, 2025
Period No.:	34
Monthly Period:	Feb, 2025
Interest Period:	Feb 20, 2025 to Mar 20, 2025 = 28 days

10. Outstanding Note Balance

1. Note Balance	All Notes	Class A	Class B
Initial Note Information			
ISIN code		XS2464345656	XS2464377345
Currency		EUR	EUR
Legal final maturity		May 2030	May 2030
Rating (Fitch Moody's S&P DBRS)		AAA Aaa N/A N/A	N/A
Initial notes aggregate principal outstanding balance in EUR	828,700,000.00	750,000,000.00	78,700,000.00
Nominal amount per note in EUR		100,000.00	100,000.00
Initial number of notes per class in EUR		7,500	787
Current Note Information			
Notes aggregate principal outstanding balance in EUR - BoP	260,867,603.74	182,167,603.74	78,700,000.00
Available distribution amount in EUR	24,055,198.35		
Redemption per class in EUR		18,541,913.96	0,00
Redemption per note in EUR		2,472.26	0.00
Notes aggregate principal outstanding balance in EUR - EoP	242,325,689.78	163,625,689.78	78,700,000.00
Current pool factor		0.22	1.00
2. Payments to Investor per Note			
		Class A	Class B
Interest Type		Floating Rate	Fixed Rate
Reference Rate		1M_EURIBOR	NONE
Actual Interest Rate		2.624%	NONE
Spread		0.60%	0.00%
Coupon		3.224%	1.00%
Day count fraction		Actual/360	Actual/360
Interest days		28 days	28 days
Principal outstanding per note in EUR - BoP		24,289.01	100,000.00
Principal repayment per note in EUR		2,472.26	0.00
Principal outstanding per note in EUR - EoP		21,816.76	100,000.00
Interest payment per Note in EUR		60.91	77.78

Compartment German Auto Loans 11
Monthly Investor Report

Reporting Date:	Mar 11, 2025
Payment Date:	Mar 20, 2025
Period No.:	34
Monthly Period:	Feb, 2025
Interest Period:	Feb 20, 2025 to Mar 20, 2025 = 28 days

10. Outstanding Note Balance

3. Credit Enhancement	Initial Period (in EUR)	Initial CE (in %)	Current Period (in EUR)	Current CE (in %)
Class A	750,000,000.00	10.10	163,625,689.78	38.29
Class B	78,700,000.00	0.60	78,700,000.00	7.68
Cash Reserve (+ Overcollateralisation)	4,995,000.00	0.00	19,744,590.57	0.00

BMW Bank GmbH complies with the retention requirement of a material net economic interest in accordance with article 6 of the Securitisation Regulation. A minimum of 5.0% of the net economic interest will be retained on an ongoing basis in form of retention of the Class B Notes and Subordinated Loan.

4. Clean-Up Call Option

If the current aggregate outstanding principal balance is less than 10% of the initial aggregate principal balance on the issue date or if all outstanding Class A notes are repaid in full, the seller will have the option under the receivables purchase agreement to demand from the issuer the resale of all outstanding purchased receivables.

Aggregate outstanding principal balance at end of period (in EUR)	257,075,280.35
Clean-Up option exercisable	No

Compartment German Auto Loans 11
Monthly Investor Report

Reporting Date:	Mar 11, 2025
Payment Date:	Mar 20, 2025
Period No.:	34
Monthly Period:	Feb, 2025
Interest Period:	Feb 20, 2025 to Mar 20, 2025 = 28 days

11. Original Principal Balance

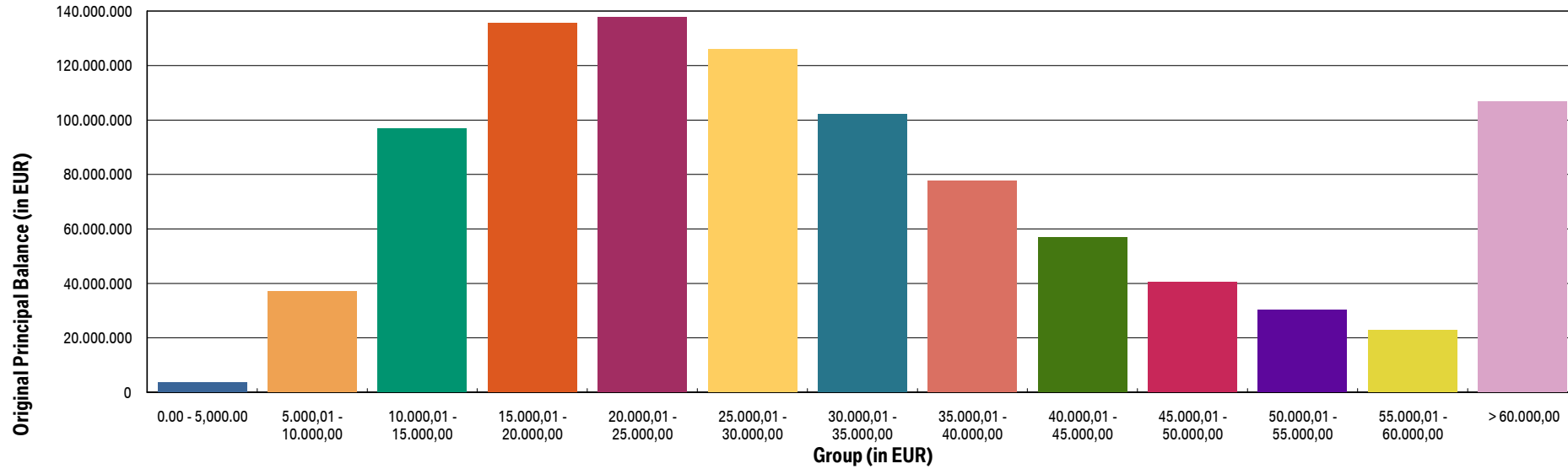
Initial Portfolio as of origination of contract

Group (in EUR) (by Original Principal Balance)	Original Principal Balance (in EUR)	Original Principal Balance (in % of total)	Number of Contracts	Number of Contracts (in % of total)
0.00 - 5.000,00	3,468,752.63	0.36	882	2.14
5.000,01 - 10.000,00	37,025,988.67	3.81	4,637	11.23
10.000,01 - 15.000,00	96,717,364.23	9.94	7,631	18.48
15.000,01 - 20.000,00	135,604,034.99	13.94	7,725	18.70
20.000,01 - 25.000,00	137,735,517.93	14.16	6,129	14.84
25.000,01 - 30.000,00	125,934,336.90	12.94	4,582	11.09
30.000,01 - 35.000,00	102,090,605.63	10.49	3,150	7.63
35.000,01 - 40.000,00	77,542,541.20	7.97	2,071	5.01
40.000,01 - 45.000,00	56,702,324.29	5.83	1,337	3.24
45.000,01 - 50.000,00	40,499,171.39	4.16	853	2.07
50.000,01 - 55.000,00	30,101,767.74	3.09	575	1.39
55.000,01 - 60.000,00	22,687,724.59	2.33	394	0.95
> 60.000,00	106,874,703.08	10.98	1,335	3.23
Total	972,984,833.27	100.00	41,301	100.00

Average: 23,558.39
 Min: 692.47
 Max: 319,962.44

Compartment German Auto Loans 11
Monthly Investor Report

Reporting Date: Mar 11, 2025
 Payment Date: Mar 20, 2025
 Period No.: 34
 Monthly Period: Feb, 2025
 Interest Period: Feb 20, 2025 to Mar 20, 2025
 = 28 days



Compartment German Auto Loans 11
Monthly Investor Report

Reporting Date:	Mar 11, 2025
Payment Date:	Mar 20, 2025
Period No.:	34
Monthly Period:	Feb, 2025
Interest Period:	Feb 20, 2025 to Mar 20, 2025 = 28 days

12. Aggregate Principal Balance

Initial Portfolio

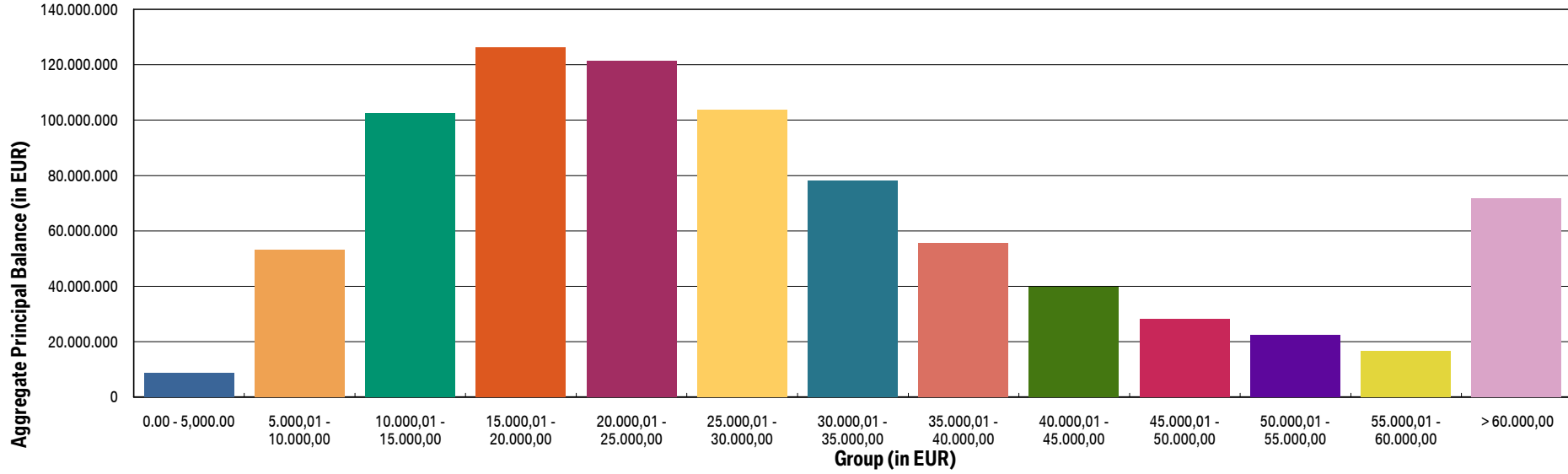
Group (in EUR)	Aggregate Outstanding Principal Balance (in EUR)	Aggregate Outstanding Principal Balance (in % of total)	Number of Contracts	Number of Contracts (in % of total)
0.00 - 5,000.00	8,786,964.09	1.06	2,589	6.27
5,000,01 - 10,000,00	53,150,401.46	6.41	6,933	16.79
10,000,01 - 15,000,00	102,333,494.29	12.35	8,209	19.88
15,000,01 - 20,000,00	126,331,831.22	15.24	7,262	17.58
20,000,01 - 25,000,00	121,290,486.44	14.64	5,421	13.13
25,000,01 - 30,000,00	103,861,541.80	12.53	3,800	9.20
30,000,01 - 35,000,00	78,250,962.58	9.44	2,420	5.86
35,000,01 - 40,000,00	55,576,066.77	6.71	1,492	3.61
40,000,01 - 45,000,00	39,891,872.72	4.81	943	2.28
45,000,01 - 50,000,00	28,225,512.49	3.41	597	1.45
50,000,01 - 55,000,00	22,552,878.74	2.72	430	1.04
55,000,01 - 60,000,00	16,685,301.04	2.01	291	0.70
> 60,000,00	71,762,665.74	8.66	914	2.21
Total	828,699,979.38	100.00	41,301	100.00

Average: 20,064.89
 Min: 219.67
 Max: 291,226.37



Compartment German Auto Loans 11
Monthly Investor Report

Reporting Date: Mar 11, 2025
 Payment Date: Mar 20, 2025
 Period No.: 34
 Monthly Period: Feb, 2025
 Interest Period: Feb 20, 2025 to Mar 20, 2025
 = 28 days



Compartment German Auto Loans 11
Monthly Investor Report

Reporting Date:	Mar 11, 2025
Payment Date:	Mar 20, 2025
Period No.:	34
Monthly Period:	Feb, 2025
Interest Period:	Feb 20, 2025 to Mar 20, 2025 = 28 days

13. Aggregate Outstanding Principal Balance

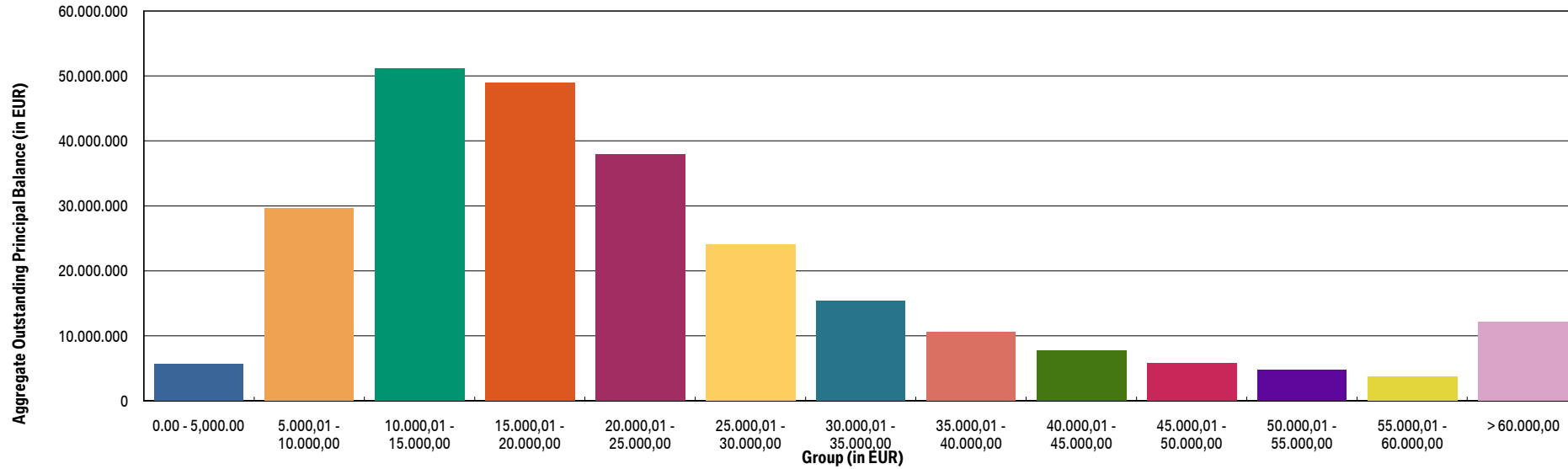
Current Portfolio

Group (in EUR)	Aggregate Outstanding Principal Balance (in EUR)	Aggregate Outstanding Principal Balance (in % of total)	Number of Contracts	Number of Contracts (in % of total)
0.00 - 5,000.00	5,640,596.64	2.19	4,598	23.73
5.000,01 - 10.000,00	29,618,889.10	11.52	3,885	20.05
10.000,01 - 15.000,00	51,066,153.26	19.86	4,111	21.22
15.000,01 - 20.000,00	48,883,396.18	19.02	2,825	14.58
20.000,01 - 25.000,00	37,944,354.22	14.76	1,701	8.78
25.000,01 - 30.000,00	23,981,535.07	9.33	880	4.54
30.000,01 - 35.000,00	15,318,199.59	5.96	474	2.45
35.000,01 - 40.000,00	10,558,752.90	4.11	283	1.46
40.000,01 - 45.000,00	7,748,804.82	3.01	183	0.94
45.000,01 - 50.000,00	5,747,919.18	2.24	121	0.62
50.000,01 - 55.000,00	4,811,517.23	1.87	92	0.47
55.000,01 - 60.000,00	3,674,612.71	1.43	64	0.33
> 60.000,00	12,080,549.45	4.70	160	0.83
Total	257,075,280.35	100.00	19,377	100.00

WA:	13,267.03
Min:	0.00
Max:	224,952.10

Compartment German Auto Loans 11
Monthly Investor Report

Reporting Date: Mar 11, 2025
 Payment Date: Mar 20, 2025
 Period No.: 34
 Monthly Period: Feb, 2025
 Interest Period: Feb 20, 2025 to Mar 20, 2025
 = 28 days



Compartment German Auto Loans 11

Monthly Investor Report

Reporting Date:	Mar 11, 2025
Payment Date:	Mar 20, 2025
Period No.:	34
Monthly Period:	Feb, 2025
Interest Period:	Feb 20, 2025 to Mar 20, 2025 = 28 days

14. Down Payments

Current Portfolio

Group (in EUR)	Aggregate Outstanding Principal Balance (in EUR)	Aggregate Outstanding Principal Balance (in % of total)	Number of Contracts	Number of Contracts (in % of total)
No Down Payment	57,192,252.25	22.25	4,610	23.79
<=1000	3,637,833.23	1.42	374	1.93
1.000,01 - 2.000,00	11,372,009.70	4.42	1,070	5.52
2.000,01 - 3.000,00	14,990,700.93	5.83	1,441	7.44
3.000,01 - 4.000,00	13,497,524.76	5.25	1,294	6.68
4.000,01 - 5.000,00	25,627,994.56	9.97	2,107	10.87
5.000,01 - 6.000,00	12,932,441.41	5.03	1,048	5.41
6.000,01 - 7.000,00	10,597,113.35	4.12	835	4.31
7.000,01 - 8.000,00	11,756,858.26	4.57	908	4.69
8.000,01 - 9.000,00	6,469,547.49	2.52	459	2.37
9.000,01 - 10.000,00	23,826,516.36	9.27	1,597	8.24
10.000,01 - 11.000,00	3,727,709.86	1.45	238	1.23
11.000,01 - 12.000,00	7,501,304.38	2.92	449	2.32
12.000,01 - 13.000,00	4,427,612.22	1.72	291	1.50
13.000,01 - 14.000,00	3,537,199.77	1.38	209	1.08
14.000,01 - 15.000,00	11,527,652.82	4.48	708	3.65
> 15.000,00	34,453,009.00	13.40	1,739	8.97
Total	257,075,280.35	100.00	19,377	100.00

Minimum Down Payment:	15.43
Maximum Down Payment:	150,000.00
Average Down Payment:	6,514.85
Average Down Payment (customers that made a Down Payment)	8,548.67

Compartment German Auto Loans 11
Monthly Investor Report

Reporting Date:	Mar 11, 2025
Payment Date:	Mar 20, 2025
Period No.:	34
Monthly Period:	Feb, 2025
Interest Period:	Feb 20, 2025 to Mar 20, 2025 = 28 days

15. Borrower Concentration

Current Portfolio

Borrower (Top 20)	Aggregate Outstanding Principal Balance (in EUR)	Aggregate Outstanding Principal Balance (in % of total)	Number of Contracts	Number of Contracts (in % of total)
1	224,952.10	0.09	1	0.01
2	163,934.40	0.06	1	0.01
3	152,913.47	0.06	2	0.01
4	150,820.16	0.06	1	0.01
5	131,435.81	0.05	1	0.01
6	124,259.11	0.05	1	0.01
7	121,688.42	0.05	2	0.01
8	119,651.77	0.05	1	0.01
9	117,808.81	0.05	1	0.01
10	108,594.63	0.04	1	0.01
11	103,815.34	0.04	4	0.02
12	103,411.09	0.04	1	0.01
13	103,123.93	0.04	1	0.01
14	102,009.89	0.04	1	0.01
15	97,696.46	0.04	1	0.01
16	97,638.11	0.04	1	0.01
17	96,121.18	0.04	2	0.01
18	95,465.84	0.04	1	0.01
19	94,138.39	0.04	1	0.01
20	93,578.46	0.04	1	0.01
Total	2,403,057.37	0.93	26	0.13

Total Portfolio Balance	257,075,280.35
--------------------------------	-----------------------

Compartment German Auto Loans 11
Monthly Investor Report

Reporting Date:	Mar 11, 2025
Payment Date:	Mar 20, 2025
Period No.:	34
Monthly Period:	Feb, 2025
Interest Period:	Feb 20, 2025 to Mar 20, 2025 = 28 days

16. Geographical Distribution

Initial Portfolio

Post code area	Aggregate Outstanding Principal Balance (in EUR)	Aggregate Outstanding Principal Balance (in % of total)	Number of Contracts	Number of contracts (in % of total)
post code area 0	42,592,070.70	5.14	2,094	5.07
post code area 1	51,357,924.58	6.20	2,327	5.63
post code area 2	79,328,562.42	9.57	3,877	9.39
post code area 3	73,042,095.70	8.81	3,836	9.29
post code area 4	107,617,066.46	12.99	5,291	12.81
post code area 5	100,112,910.83	12.08	5,036	12.19
post code area 6	98,532,624.20	11.89	4,923	11.92
post code area 7	94,860,707.88	11.45	4,984	12.07
post code area 8	109,651,823.36	13.23	5,258	12.73
post code area 9	71,604,193.25	8.64	3,675	8.90
Total	828,699,979.38	100.00	41,301	100.00

Compartment German Auto Loans 11
Monthly Investor Report

Reporting Date:	Mar 11, 2025
Payment Date:	Mar 20, 2025
Period No.:	34
Monthly Period:	Feb, 2025
Interest Period:	Feb 20, 2025 to Mar 20, 2025 = 28 days

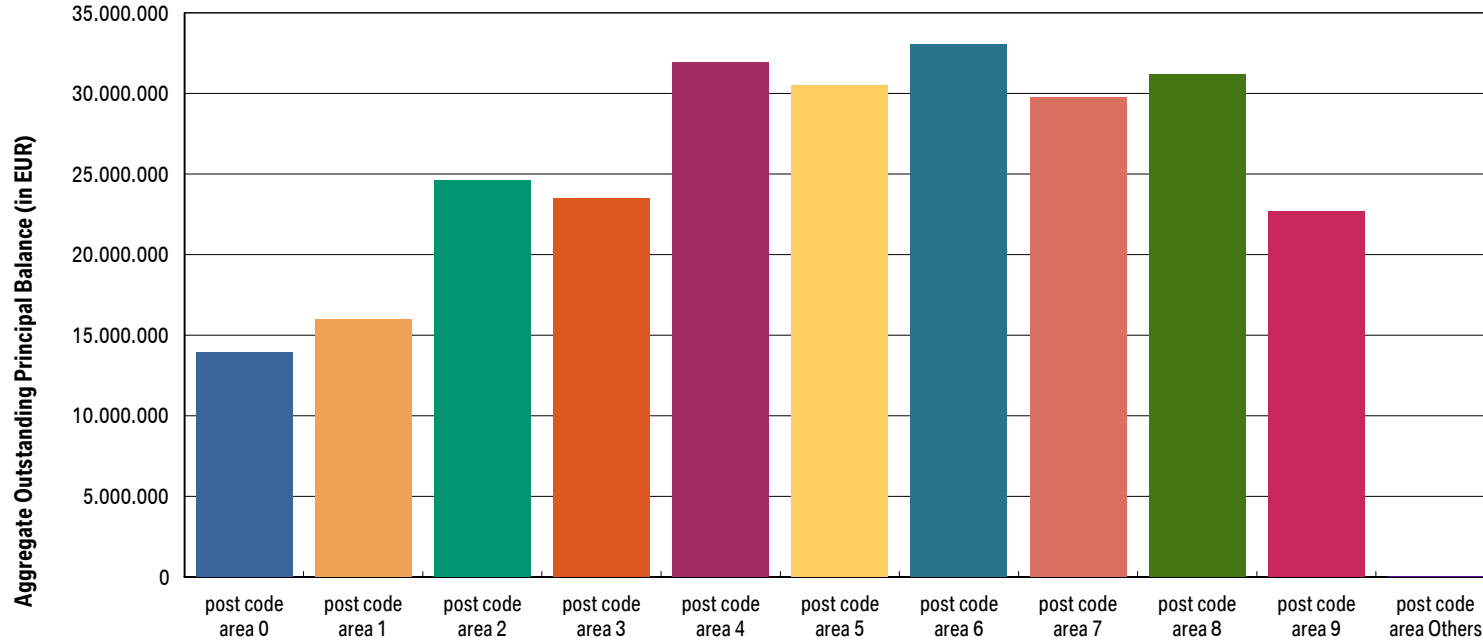
16. Geographical Distribution

Current Portfolio

Post code area	Aggregate Outstanding Principal Balance (in EUR)	Aggregate Outstanding Principal Balance (in % of total)	Number of Contracts	Number of Contracts (in % of total)
post code area 0	13,948,676.24	5.43	1,044	5.39
post code area 1	15,942,273.96	6.20	1,091	5.63
post code area 2	24,579,917.53	9.56	1,852	9.56
post code area 3	23,474,381.66	9.13	1,833	9.46
post code area 4	31,932,300.56	12.42	2,436	12.57
post code area 5	30,522,412.43	11.87	2,344	12.10
post code area 6	33,046,869.57	12.85	2,576	13.29
post code area 7	29,731,105.24	11.57	2,308	11.91
post code area 8	31,160,372.89	12.12	2,194	11.32
post code area 9	22,681,643.94	8.82	1,689	8.72
post code area Others	55,326.33	0.02	10	0.05
Total	257,075,280.35	100.00	19,377	100.00

Compartment German Auto Loans 11
Monthly Investor Report

Reporting Date: Mar 11, 2025
 Payment Date: Mar 20, 2025
 Period No.: 34
 Monthly Period: Feb, 2025
 Interest Period: Feb 20, 2025 to Mar 20, 2025
 = 28 days



Compartment German Auto Loans 11

Monthly Investor Report

Reporting Date:	Mar 11, 2025
Payment Date:	Mar 20, 2025
Period No.:	34
Monthly Period:	Feb, 2025
Interest Period:	Feb 20, 2025 to Mar 20, 2025 = 28 days

17. Car Type & Customer Group

Initial Portfolio

Car Type	Aggregate Outstanding Principal Balance (in EUR)	Aggregate Outstanding Principal Balance (in % of total)	Number of Contracts	Number of Contracts (in % of total)
New	353,243,188.04	42.63	12,949	31.35
Used	475,456,791.34	57.37	28,352	68.65
Total	828,699,979.38	100.00	41,301	100.00

Customer Group	Aggregate Outstanding Principal Balance (in EUR)	Aggregate Outstanding Principal Balance (in % of total)	Number of Contracts	Number of Contracts (in % of total)
Commercial	227,906,404.70	27.50	7,732	18.72
Private Individual	600,793,574.68	72.50	33,569	81.28
Total	828,699,979.38	100.00	41,301	100.00

Current Portfolio

Car Type	Aggregate Outstanding Principal Balance (in EUR)	Aggregate Outstanding Principal Balance (in % of total)	Number of Contracts	Number of Contracts (in % of total)
New	94,025,830.02	36.58	4,976	25.68
Used	163,049,450.33	63.42	14,401	74.32
Total	257,075,280.35	100.00	19,377	100.00

Customer Group	Aggregate Outstanding Principal Balance (in EUR)	Aggregate Outstanding Principal Balance (in % of total)	Number of Contracts	Number of Contracts (in % of total)
Commercial	67,146,072.21	26.12	3,504	18.08
Private Individual	189,929,208.14	73.88	15,873	81.92
Total	257,075,280.35	100.00	19,377	100.00

Compartment German Auto Loans 11
Monthly Investor Report

Reporting Date:	Mar 11, 2025
Payment Date:	Mar 20, 2025
Period No.:	34
Monthly Period:	Feb, 2025
Interest Period:	Feb 20, 2025 to Mar 20, 2025 = 28 days

18. Fuel Type

Current Portfolio

Fuel Type	Aggregate Outstanding Principal Balance (in EUR)	Aggregate Outstanding Principal Balance (in % of total)	Number of Contracts	Number of Contracts (in % of total)
B	112,650,753.84	43.82	8,679	44.79
D	108,561,606.70	42.23	8,173	42.18
E	3,500,655.23	1.36	246	1.27
U	16,304,319.40	6.34	1,481	7.64
X	9,385,782.30	3.65	537	2.77
Y	6,672,162.88	2.60	261	1.35
Total	257,075,280.35	100.00	19,377	100.00

B = Petrol; D = Diesel; E = Electric; G = LPG; H = Hydrogen; M = Methane; T = Ethanol; X = Hybrid-Petrol; Y = Hybrid-Diesel; Z = Hydrogen-Electric; U = Undefined.

Compartment German Auto Loans 11

Monthly Investor Report

Reporting Date:	Mar 11, 2025
Payment Date:	Mar 20, 2025
Period No.:	34
Monthly Period:	Feb, 2025
Interest Period:	Feb 20, 2025 to Mar 20, 2025 = 28 days

19. CO2 Emission Classes (EPCV)

Current Portfolio

CO2 Emission Classes (EPCV)	Aggregate Outstanding Principal Balance (in EUR)	Aggregate Outstanding Principal Balance (in % of total)	Number of Contracts	Number of Contracts (in % of total)
A	3,487,578.76	1.36	245	1.26
B	8,037,990.04	3.13	341	1.76
C	2,406.16	0.00	1	0.01
D	8,943,394.11	3.48	591	3.05
E	33,569,489.49	13.06	2,120	10.94
F	33,674,092.97	13.10	2,113	10.90
G	62,173,985.41	24.19	2,191	11.31
Unknown	107,186,343.41	41.69	11,775	60.77
Total	257,075,280.35	100.00	19,377	100.00

EPCV = Energy Performance Certificate Value

Defined CO2 emission classes (WLTP values) according to §3a of the German Pkw-EnVKV:

- A = 0 g/km
- B = 1 - 95 g/km
- C = 96 - 115 g/km
- D = 116 - 135 g/km
- E = 136 - 155 g/km
- F = 156 - 175 g/km
- G > 176 g/km

Compartment German Auto Loans 11
Monthly Investor Report

Reporting Date:	Mar 11, 2025
Payment Date:	Mar 20, 2025
Period No.:	34
Monthly Period:	Feb, 2025
Interest Period:	Feb 20, 2025 to Mar 20, 2025 = 28 days

20. Delinquencies

Initial Portfolio

Days past due	Aggregate Outstanding Principal Balance (in EUR)	Aggregate Outstanding Principal Balance (in % of total)	Number of Contracts	Number of Contracts (in % of total)
1 - 30	0.00	0.00	0	0.00
31 - 60	0.00	0.00	0	0.00
61 - 90	0.00	0.00	0	0.00
91 - 120	0.00	0.00	0	0.00
> 120	0.00	0.00	0	0.00
Total	0.00	0.00	0	0.00

Current Portfolio

Days past due	Aggregate Outstanding Principal Balance (in EUR)	Aggregate Outstanding Principal Balance (in % of total)	Number of Contracts	Number of Contracts (in % of total)
1 - 30	5,079,742.65	1.98	284	1.47
31 - 60	1,329,739.55	0.52	63	0.33
61 - 90	625,490.04	0.24	31	0.16
91 - 120	235,867.68	0.09	11	0.06
> 120	700,322.74	0.27	36	0.19
Total	7,971,162.66	3.10	425	2.19

Compartment German Auto Loans 11

Monthly Investor Report

Reporting Date:	Mar 11, 2025
Payment Date:	Mar 20, 2025
Period No.:	34
Monthly Period:	Feb, 2025
Interest Period:	Feb 20, 2025 to Mar 20, 2025 = 28 days

21. Delinquencies Analysis

Monthly Period	Performing (in EUR)	31-60 days past due (in EUR)	61-90 days past due (in EUR)	91-120 days past due (in EUR)	>120 days past due (in EUR)
May - 22	828,699,983.18	0.00	0.00	0.00	0.00
June - 22	828,586,387.15	113,498.64	0.00	0.00	0.00
July - 22	828,466,085.58	120,327.09	113,498.64	0.00	0.00
Aug - 22	828,398,313.82	194,333.75	30,628.20	76,661.87	0.00
Sept - 22	828,142,592.11	347,969.67	115,188.06	30,628.20	63,449.86
Oct - 22	828,038,746.63	315,143.34	239,033.41	67,036.02	39,979.67
Nov - 22	827,936,941.27	498,898.44	97,108.76	118,259.40	48,731.82
Dec - 22	827,871,943.81	428,843.09	242,716.75	60,094.64	96,321.83
Jan - 23	827,820,131.02	416,018.93	241,529.63	174,902.54	47,360.36
Feb - 23	827,949,245.19	341,729.53	242,605.40	57,308.36	109,035.85
Mar - 23	827,566,197.49	656,613.74	215,976.70	172,570.84	88,624.36
Apr - 23	827,021,561.41	1,043,833.83	307,839.77	124,408.50	202,348.97
May - 23	798,913,241.27	696,824.31	556,882.55	152,674.12	287,905.80
June - 23	768,207,783.03	830,072.37	400,984.35	467,621.22	315,649.00
July - 23	737,663,847.42	854,033.97	203,105.59	246,020.49	566,095.69
Aug - 23	707,281,321.44	893,057.13	230,085.07	90,047.08	625,633.67
Sept - 23	677,735,069.36	808,641.28	378,739.49	153,325.69	410,072.05
Oct - 23	647,635,926.14	902,562.85	403,967.85	182,407.47	327,542.98
Nov - 23	618,596,981.68	794,819.44	502,418.23	254,841.89	386,473.74
Dec - 23	590,499,423.29	1,178,239.70	333,114.86	257,744.94	390,031.37
Jan - 24	561,624,377.10	1,169,860.92	581,598.45	218,685.32	639,944.55
Feb - 24	538,365,681.12	1,046,898.72	580,343.50	275,260.85	565,236.45
Mar - 24	512,611,755.83	1,144,297.85	660,383.03	297,988.00	720,344.68
Apr - 24	486,126,489.65	848,729.25	749,769.55	444,956.29	589,598.80
May - 24	461,152,170.33	817,971.12	293,895.92	544,602.60	781,591.29
June - 24	435,125,259.98	1,069,980.17	516,554.55	184,895.03	960,711.58
July - 24	408,264,026.06	1,198,938.53	398,100.21	229,694.56	854,819.83
Aug - 24	383,295,881.03	1,257,150.58	687,579.73	311,637.66	696,264.18
Sept - 24	359,851,827.72	1,320,804.09	683,982.38	451,534.22	521,528.43

Compartment German Auto Loans 11

Monthly Investor Report

Reporting Date:	Mar 11, 2025
Payment Date:	Mar 20, 2025
Period No.:	34
Monthly Period:	Feb, 2025
Interest Period:	Feb 20, 2025 to Mar 20, 2025 = 28 days

21. Delinquencies Analysis

Monthly Period	Performing (in EUR)	31-60 days past due (in EUR)	61-90 days past due (in EUR)	91-120 days past due (in EUR)	>120 days past due (in EUR)
Oct - 24	336,256,988.51	988,654.66	770,479.14	304,139.22	678,201.42
Nov - 24	315,732,350.24	525,724.58	628,290.01	434,611.01	813,571.75
Dec - 24	293,154,267.71	1,196,190.81	378,657.50	420,169.86	828,755.57
Jan - 25	272,853,474.33	1,075,320.46	314,610.34	222,169.33	728,731.29
Feb - 25	254,183,860.34	1,329,739.55	625,490.04	235,867.68	700,322.74

Compartment German Auto Loans 11
Monthly Investor Report

Reporting Date:	Mar 11, 2025
Payment Date:	Mar 20, 2025
Period No.:	34
Monthly Period:	Feb, 2025
Interest Period:	Feb 20, 2025 to Mar 20, 2025 = 28 days

22. Seasoning

Initial Portfolio

Group (in months)	Aggregate Outstanding Principal Balance (in EUR)	Aggregate Outstanding Principal Balance (in % of total)	Number of Contracts	Number of Contracts (in % of total)
<= 6	234,141,092.14	28.25	9,757	23.62
> 6 - <= 12	242,922,880.74	29.31	11,832	28.65
> 12 - <= 24	310,058,611.35	37.42	17,189	41.62
> 24 - <= 36	40,519,309.75	4.89	2,446	5.92
> 36 - <= 42	1,058,085.40	0.13	77	0.19
> 42 - <= 48	0.00	0.00	0	0.00
> 48 - <= 53	0.00	0.00	0	0.00
> 53	0.00	0.00	0	0.00
Total	828,699,979.38	100.00	41,301	100.00

WA Seasoning (in months): 12.07

Min (in months): 2.00

Max (in months): 39.00

Compartment German Auto Loans 11
Monthly Investor Report

Reporting Date:	Mar 11, 2025
Payment Date:	Mar 20, 2025
Period No.:	34
Monthly Period:	Feb, 2025
Interest Period:	Feb 20, 2025 to Mar 20, 2025 = 28 days

22. Seasoning

Current Portfolio

Group (in months)	Aggregate Outstanding Principal Balance (in EUR)	Aggregate Outstanding Principal Balance (in % of total)	Number of Contracts	Number of Contracts (in % of total)
<= 6	0.00	0.00	0	0.00
> 6 - <= 12	0.00	0.00	0	0.00
> 12 - <= 24	1,434,878.71	0.56	71	0.37
> 24 - <= 36	71,842,876.12	27.95	4,398	22.70
> 36 - <= 42	83,868,327.73	32.62	6,327	32.65
> 42 - <= 48	49,257,747.07	19.16	3,903	20.14
> 48 - <= 53	27,733,750.33	10.79	2,425	12.51
> 53	22,937,700.39	8.92	2,253	11.63
Total	257,075,280.35	100.00	19,377	100.00

WA Seasoning (in months): 41.09
 Min (in months): 24.00
 Max (in months): 72.00

Compartment German Auto Loans 11
Monthly Investor Report

Reporting Date:	Mar 11, 2025
Payment Date:	Mar 20, 2025
Period No.:	34
Monthly Period:	Feb, 2025
Interest Period:	Feb 20, 2025 to Mar 20, 2025 = 28 days

23. Remaining Term

Initial Portfolio

Group (in months)	Aggregate Outstanding Principal Balance (in EUR)	Aggregate Outstanding Principal Balance (in % of total)	Number of Contracts	Number of Contracts (in % of total)
<= 6	4,873,281.28	0.59	667	1.61
> 6 - <= 12	28,512,625.86	3.44	2,364	5.72
> 12 - <= 24	168,513,531.77	20.33	10,463	25.33
> 24 - <= 36	257,862,147.29	31.12	12,603	30.51
> 36 - <= 42	121,200,606.27	14.63	5,625	13.62
> 42 - <= 48	104,153,699.30	12.57	4,326	10.47
> 48 - <= 53	63,126,724.74	7.62	2,435	5.90
> 53	80,457,362.87	9.71	2,818	6.82
Total	828,699,979.38	100.00	41,301	100.00

WA Remaining Term (in months): 34.44
 Min (in months): 3.00
 Max (in months): 60.00

Compartment German Auto Loans 11
Monthly Investor Report

Reporting Date:	Mar 11, 2025
Payment Date:	Mar 20, 2025
Period No.:	34
Monthly Period:	Feb, 2025
Interest Period:	Feb 20, 2025 to Mar 20, 2025 = 28 days

23. Remaining Term

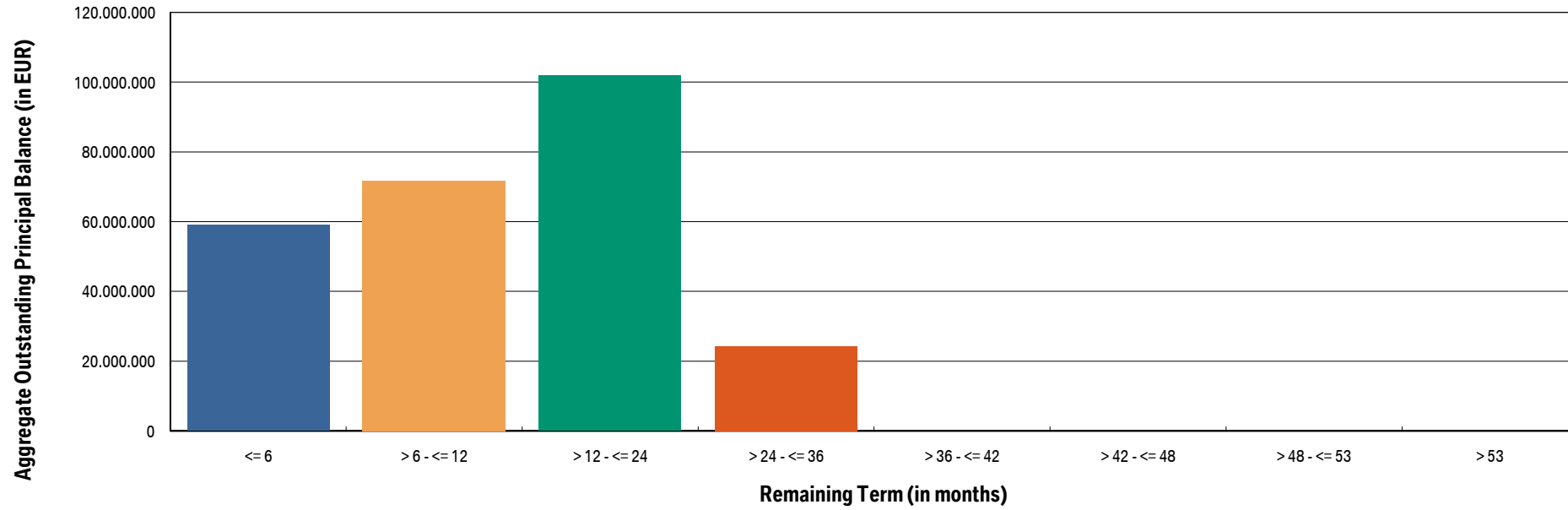
Current Portfolio

Group (in months)	Aggregate Outstanding Principal Balance (in EUR)	Aggregate Outstanding Principal Balance (in % of total)	Number of Contracts	Number of Contracts (in % of total)
<= 6	59,065,723.87	22.98	7,532	38.87
> 6 - <= 12	71,838,309.58	27.94	5,013	25.87
> 12 - <= 24	101,858,887.30	39.62	5,766	29.76
> 24 - <= 36	24,312,359.60	9.46	1,066	5.50
> 36 - <= 42	0.00	0.00	0	0.00
> 42 - <= 48	0.00	0.00	0	0.00
> 48 - <= 53	0.00	0.00	0	0.00
> 53	0.00	0.00	0	0.00
Total	257,075,280.35	100.00	19,377	100.00

WA Remaining Term (in months): 13.61
 Min (in months): 0.00
 Max (in months): 36.00

Compartment German Auto Loans 11
Monthly Investor Report

Reporting Date:	Mar 11, 2025
Payment Date:	Mar 20, 2025
Period No.:	34
Monthly Period:	Feb, 2025
Interest Period:	Feb 20, 2025 to Mar 20, 2025 = 28 days



Compartment German Auto Loans 11
Monthly Investor Report

Reporting Date:	Mar 11, 2025
Payment Date:	Mar 20, 2025
Period No.:	34
Monthly Period:	Feb, 2025
Interest Period:	Feb 20, 2025 to Mar 20, 2025 = 28 days

24. Original Term

Initial Portfolio

Group (in months)	Aggregate Outstanding Principal Balance (in EUR)	Aggregate Outstanding Principal Balance (in % of total)	Number of Contracts	Number of Contracts (in % of total)
<= 6	0.00	0.00	0	0.00
> 6 - <= 12	186,659.27	0.02	70	0.17
> 12 - <= 24	27,587,012.48	3.33	2,814	6.81
> 24 - <= 36	334,249,255.64	40.33	17,665	42.77
> 36 - <= 42	5,910,515.07	0.71	377	0.91
> 42 - <= 48	156,867,316.52	18.93	7,791	18.86
> 48 - <= 53	12,656,144.98	1.53	634	1.54
> 53	291,243,075.42	35.14	11,950	28.93
Total	828,699,979.38	100.00	41,301	100.00

WA Original Term (in months): 46.50
 Min (in months): 12.00
 Max (in months): 96.00

Compartment German Auto Loans 11
Monthly Investor Report

Reporting Date:	Mar 11, 2025
Payment Date:	Mar 20, 2025
Period No.:	34
Monthly Period:	Feb, 2025
Interest Period:	Feb 20, 2025 to Mar 20, 2025 = 28 days

24. Original Term

Current Portfolio

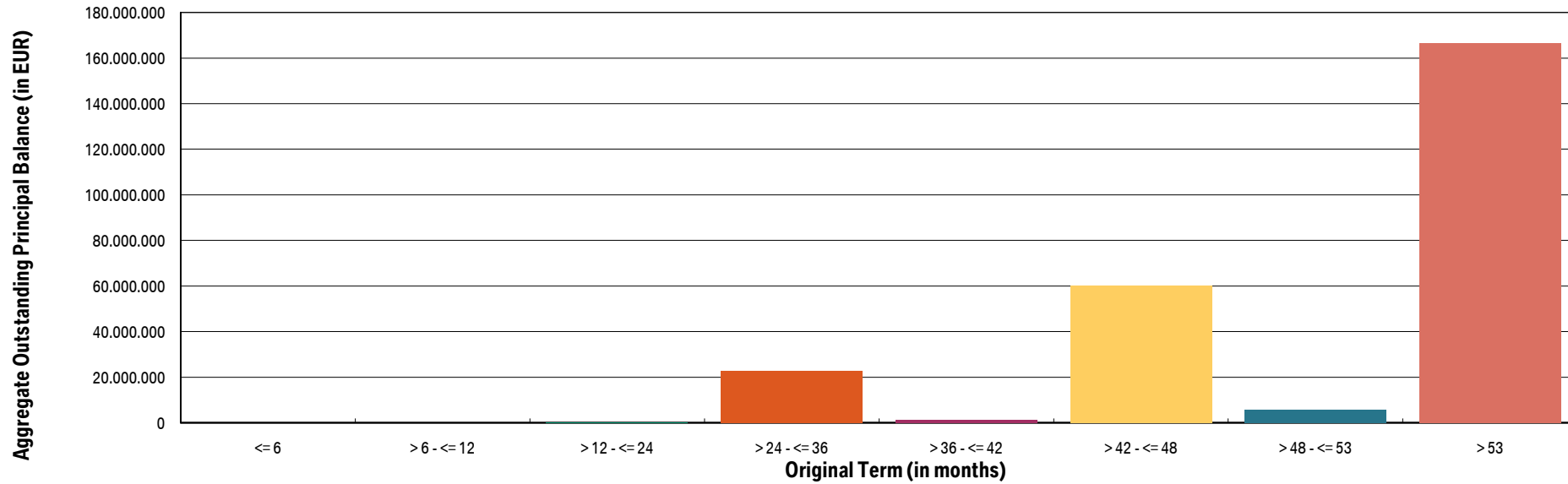
Group (in months)	Aggregate Outstanding Principal Balance (in EUR)	Aggregate Outstanding Principal Balance (in % of total)	Number of Contracts	Number of Contracts (in % of total)
<= 6	0.00	0.00	0	0.00
> 6 - <= 12	0.00	0.00	0	0.00
> 12 - <= 24	69,799.87	0.03	36	0.19
> 24 - <= 36	22,730,217.75	8.84	2,884	14.88
> 36 - <= 42	1,353,989.59	0.53	163	0.84
> 42 - <= 48	60,368,085.07	23.48	4,796	24.75
> 48 - <= 53	5,911,818.47	2.30	555	2.86
> 53	166,641,369.60	64.82	10,943	56.47
Total	257,075,280.35	100.00	19,377	100.00

WA Original Term (in months): 54.71
 Min (in months): 19.00
 Max (in months): 96.00



Compartment German Auto Loans 11
Monthly Investor Report

Reporting Date:	Mar 11, 2025
Payment Date:	Mar 20, 2025
Period No.:	34
Monthly Period:	Feb, 2025
Interest Period:	Feb 20, 2025 to Mar 20, 2025 = 28 days



Compartment German Auto Loans 11
Monthly Investor Report

Reporting Date:	Mar 11, 2025
Payment Date:	Mar 20, 2025
Period No.:	34
Monthly Period:	Feb, 2025
Interest Period:	Feb 20, 2025 to Mar 20, 2025 = 28 days

25. Vehicle Class

Initial Portfolio

Group	Aggregate Outstanding Principal Balance (in EUR)	Aggregate Outstanding Principal Balance (in % of total)	Number of Contracts	Number of Contracts (in % of total)
BMW 1 Series	74,820,859.22	9.03	5,523	13.37
BMW 2 Series	65,783,236.39	7.94	3,622	8.77
BMW 3 Series	86,868,298.74	10.48	4,665	11.30
BMW 4 Series	44,600,162.47	5.38	1,706	4.13
BMW 5 Series	94,664,754.78	11.42	4,016	9.72
BMW 6 Series	6,374,275.25	0.77	217	0.53
BMW 7 Series	13,267,870.38	1.60	392	0.95
BMW 8 Series	7,417,895.61	0.90	98	0.24
BMW X1 Series	61,257,759.96	7.39	3,317	8.03
BMW X2 Series	13,963,155.25	1.68	595	1.44
BMW X3 Series	59,052,981.31	7.13	2,326	5.63
BMW X4 Series	21,675,300.78	2.62	746	1.81
BMW X5 Series	59,014,303.25	7.12	1,543	3.74
BMW X6 Series	19,053,698.79	2.30	447	1.08
BMW X7 Series	8,826,715.08	1.07	121	0.29
BMW Z Series	12,196,571.55	1.47	390	0.94
BMW i Series	7,968,610.31	0.96	314	0.76
MINI	105,403,569.95	12.72	6,734	16.30
Non BMW Group Models (incl. Motorcycles)	38,058,931.01	4.59	1,887	4.57
Other BMW Group (incl. Motorcycles)	28,431,029.30	3.43	2,642	6.40
Total	828,699,979.38	100.00	41,301	100.00

Compartment German Auto Loans 11
Monthly Investor Report

Reporting Date:	Mar 11, 2025
Payment Date:	Mar 20, 2025
Period No.:	34
Monthly Period:	Feb, 2025
Interest Period:	Feb 20, 2025 to Mar 20, 2025 = 28 days

25. Vehicle Class
Current Portfolio

Group	Aggregate Outstanding Principal Balance (in EUR)	Aggregate Outstanding Principal Balance (in % of total)	Number of Contracts	Number of Contracts (in % of total)
BMW 1 Series	20,091,828.48	7.82	2,401	12.39
BMW 2 Series	20,448,808.53	7.95	1,750	9.03
BMW 3 Series	29,257,919.57	11.38	2,359	12.17
BMW 4 Series	14,941,218.58	5.81	866	4.47
BMW 5 Series	32,503,025.80	12.64	2,217	11.44
BMW 6 Series	2,339,287.93	0.91	128	0.66
BMW 7 Series	4,249,391.88	1.65	185	0.95
BMW 8 Series	2,747,549.52	1.07	59	0.30
BMW X1 Series	20,198,045.20	7.86	1,732	8.94
BMW X2 Series	5,046,800.03	1.96	355	1.83
BMW X3 Series	21,460,231.33	8.35	1,296	6.69
BMW X4 Series	7,876,248.61	3.06	437	2.26
BMW X5 Series	20,122,241.91	7.83	817	4.22
BMW X6 Series	5,971,474.72	2.32	197	1.02
BMW X7 Series	2,485,910.13	0.97	60	0.31
BMW Z Series	3,403,414.94	1.32	158	0.82
MINI	26,223,925.67	10.20	2,838	14.65
Non BMW Group Models (incl. Motorcycles)	13,584,870.97	5.28	911	4.70
Other BMW Group (incl. Motorcycles)	4,123,086.55	1.60	611	3.15
Total	257,075,280.35	100.00	19,377	100.00

Compartment German Auto Loans 11
Monthly Investor Report

Reporting Date:	Mar 11, 2025
Payment Date:	Mar 20, 2025
Period No.:	34
Monthly Period:	Feb, 2025
Interest Period:	Feb 20, 2025 to Mar 20, 2025 = 28 days

26. Payment Type

Initial Portfolio:

Group	Aggregate Outstanding Principal Balance (in EUR)	Aggregate Outstanding Principal Balance (in % of total)	Number of Contracts	Number of Contracts (in % of total)
Direct debit	827,460,604.21	99.85	41,245	99.86
Self payment	1,239,375.17	0.15	56	0.14
Total	828,699,979.38	100.00	41,301	100.00

Current Portfolio

Group	Aggregate Outstanding Principal Balance (in EUR)	Aggregate Outstanding Principal Balance (in % of total)	Number of Contracts	Number of Contracts (in % of total)
Direct debit	253,656,694.11	98.67	19,129	98.72
Self payment	3,418,586.24	1.33	248	1.28
Total	257,075,280.35	100.00	19,377	100.00



Compartment German Auto Loans 11
Monthly Investor Report

Reporting Date:	Mar 11, 2025
Payment Date:	Mar 20, 2025
Period No.:	34
Monthly Period:	Feb, 2025
Interest Period:	Feb 20, 2025 to Mar 20, 2025 = 28 days

27. Interest Rates

Weighted Average Nominal Interest Rate (in %)		
Aggregate Outstanding Principal Balance (Initial)	828,699,979.38	3.04
Aggregate Outstanding Principal Balance	257,075,280.35	3.24

Compartment German Auto Loans 11
Monthly Investor Report

Reporting Date:	Mar 11, 2025
Payment Date:	Mar 20, 2025
Period No.:	34
Monthly Period:	Feb, 2025
Interest Period:	Feb 20, 2025 to Mar 20, 2025 = 28 days

28. Credit Type

Initial Portfolio

Credit Type	Aggregate Outstanding Principal Balance (in EUR)	Aggregate Outstanding Principal Balance (in % of total)	Number of Contracts	Number of Contracts (in % of total)
Balloon	822,713,113.07	99.28	40,322	97.63
Equal Instalment Loan	5,986,866.31	0.72	979	2.37
Total	828,699,979.38	100.00	41,301	100.00

Current Portfolio

Credit Type	Aggregate Outstanding Principal Balance (in EUR)	Aggregate Outstanding Principal Balance (in % of total)	Number of Contracts	Number of Contracts (in % of total)
Balloon	256,123,673.07	99.63	19,102	98.58
Equal Instalment Loan	951,607.28	0.37	275	1.42
Total	257,075,280.35	100.00	19,377	100.00

Compartment German Auto Loans 11
Monthly Investor Report

Reporting Date:	Mar 11, 2025
Payment Date:	Mar 20, 2025
Period No.:	34
Monthly Period:	Feb, 2025
Interest Period:	Feb 20, 2025 to Mar 20, 2025 = 28 days

29. Contracts per Customer

Initial Portfolio

Group	Aggregate Outstanding Principal Balance (in EUR)	Aggregate Outstanding Principal Balance (in % of total)	Number of Contracts	Number of Contracts (in % of total)
1	800,321,789.47	96.58	40,236	97.42
2 - 4	24,699,630.97	2.98	927	2.24
5 - 7	1,792,848.78	0.22	52	0.13
8 - 10	160,681.85	0.02	9	0.02
> 10	1,725,028.31	0.21	77	0.19
Total	828,699,979.38	100.00	41,301	100.00

Current Portfolio

Group	Aggregate Outstanding Principal Balance (in EUR)	Aggregate Outstanding Principal Balance (in % of total)	Number of Contracts	Number of Contracts (in % of total)
1	252,778,267.41	98.33	19,103	98.59
2 - 4	4,256,560.91	1.66	266	1.37
5 - 7	0.00	0.00	0	0.00
8 - 10	40,452.03	0.02	8	0.04
> 10	0.00	0.00	0	0.00
Total	257,075,280.35	100.00	19,377	100.00

Compartment German Auto Loans 11
Monthly Investor Report

Reporting Date: Mar 11, 2025
 Payment Date: Mar 20, 2025
 Period No.: 34
 Monthly Period: Feb, 2025
 Interest Period: Feb 20, 2025 to Mar 20, 2025
 = 28 days

30. Amortisation

Initial Portfolio

Period	Principal Balance (in EUR)
	828,699,979.38
1	817,669,491.44
2	806,609,774.67
3	794,847,846.85
4	782,960,636.67
5	771,109,973.99
6	758,369,082.47
7	745,493,936.73
8	732,629,307.02
9	719,679,230.97
10	707,169,858.34
11	689,071,929.28
12	671,466,255.44
13	654,061,171.79
14	635,703,948.96
15	617,714,922.17
16	598,081,709.11
17	577,964,001.46
18	557,069,185.42
19	536,868,053.88
20	516,576,829.66
21	496,841,257.58
22	480,950,125.98
23	464,446,075.72
24	446,077,545.88
25	425,694,773.98
26	404,531,342.40
27	383,412,463.97
28	362,394,351.49
29	342,420,811.27
30	322,426,352.95

Current Portfolio

Period	Principal Balance in EUR	Reduction in EUR
	257,075,280.35	
1	241,120,294.92	15,954,985.43
2	228,602,736.52	12,517,558.40
3	217,132,094.54	11,470,641.98
4	204,016,925.57	13,115,168.97
5	190,767,623.16	13,249,302.41
6	177,669,110.63	13,098,512.53
7	164,320,811.41	13,348,299.22
8	148,245,223.68	16,075,587.73
9	134,473,884.29	13,771,339.39
10	121,264,632.52	13,209,251.77
11	110,829,913.02	10,434,719.50
12	102,332,540.58	8,497,372.44
13	95,918,200.92	6,414,339.66
14	88,345,169.46	7,573,031.46
15	80,978,775.54	7,366,393.92
16	73,152,427.40	7,826,348.14
17	65,199,374.68	7,953,052.72
18	57,998,739.54	7,200,635.14
19	50,769,642.10	7,229,097.44
20	43,963,849.85	6,805,792.25
21	37,485,128.40	6,478,721.45
22	29,357,027.99	8,128,100.41
23	22,823,202.68	6,533,825.31
24	16,344,502.72	6,478,699.96
25	14,079,791.54	2,264,711.18
26	11,594,900.01	2,484,891.53
27	9,546,508.92	2,048,391.09
28	7,441,522.61	2,104,986.31
29	5,778,320.80	1,663,201.81
30	4,458,326.18	1,319,994.62

Compartment German Auto Loans 11
Monthly Investor Report

Reporting Date:	Mar 11, 2025
Payment Date:	Mar 20, 2025
Period No.:	34
Monthly Period:	Feb, 2025
Interest Period:	Feb 20, 2025 to Mar 20, 2025 = 28 days

30. Amortisation

Initial Portfolio

Period	Principal Balance (in EUR)
31	303,429,210.99
32	281,374,705.28
33	262,532,483.10
34	245,487,287.63
35	234,105,986.33
36	222,191,306.41
37	210,446,227.24
38	197,627,303.43
39	183,799,325.45
40	169,951,736.64
41	155,716,376.60
42	137,835,082.77
43	122,155,646.03
44	107,583,765.39
45	96,445,685.48
46	86,972,062.76
47	81,186,222.62
48	73,849,799.97
49	66,628,967.68
50	59,418,477.50
51	52,114,360.04
52	45,167,145.08
53	38,362,553.32
54	31,048,331.49
55	23,513,424.13
56	14,161,755.28
57	7,332,958.70
58	3,111.11
59	1,559.18
60	0.00

Current Portfolio

Period	Principal Balance in EUR	Reduction in EUR
31	3,450,373.25	1,007,952.93
32	2,425,472.72	1,024,900.53
33	1,741,125.63	684,347.09
34	1,233,333.67	507,791.96
35	402,052.05	831,281.62
36	0.00	402,052.05
37	0.00	0.00
38	0.00	0.00
39	0.00	0.00
40	0.00	0.00
41	0.00	0.00
42	0.00	0.00
43	0.00	0.00
44	0.00	0.00
45	0.00	0.00
46	0.00	0.00
47	0.00	0.00
48	0.00	0.00
49	0.00	0.00
50	0.00	0.00
51	0.00	0.00
52	0.00	0.00
53	0.00	0.00
54	0.00	0.00
55	0.00	0.00
56	0.00	0.00
57	0.00	0.00
58	0.00	0.00
59	0.00	0.00
60	0.00	0.00

Compartment German Auto Loans 11
Monthly Investor Report

Reporting Date:	Mar 11, 2025
Payment Date:	Mar 20, 2025
Period No.:	34
Monthly Period:	Feb, 2025
Interest Period:	Feb 20, 2025 to Mar 20, 2025 = 28 days

31. Priority of Payments

All values in EUR

Available Distribution Amount	+	24,055,198.35
Taxes	-	0.00
Trustee Payment	-	0.00
Senior Expenses	-	246.53
Swap Net Payment	-	0.00
Class A Interest	-	456,825.00
Class B Interest	-	61,212.86
Cash Reserve	-	4,995,000.00
Class A Principal	-	18,541,913.96
Class B Principal	-	0.00
Swap Termination Event	-	0.00
Subordinated Loan Interest	-	0.00
Subordinated Loan Principal	-	0.00
Seller	-	0.00

Compartment German Auto Loans 11
Monthly Investor Report

Reporting Date:	Mar 11, 2025
Payment Date:	Mar 20, 2025
Period No.:	34
Monthly Period:	Feb, 2025
Interest Period:	Feb 20, 2025 to Mar 20, 2025 = 28 days

32. Transaction Costs

Cost Category (in EUR)	Class A	Class B	Subordinated Loan	Total
Senior Expenses				246.53
Interest accrued for the Period	456,825.00	61,212.86	17,964.24	536,002.10
Interest payments for the Period	456,825.00	61,212.86	0.00	518,037.86
Cumulative Interest Payments	47,819,175.00	2,264,820.73	158,424.34	50,242,420.07
Unpaid Interest for the Period	0.00	0.00	17,964.24	17,964.24
Cumulative Unpaid Interest	0.00	0.00	509,491.26	509,491.26

Compartment German Auto Loans 11
Monthly Investor Report

Reporting Date: Mar 11, 2025
 Payment Date: Mar 20, 2025
 Period No.: 34
 Monthly Period: Feb, 2025
 Interest Period: Feb 20, 2025 to Mar 20, 2025
 = 28 days

33. Ratings

	Fitch	S&P	Moody's	DBRS
Notes - current ratings				
Class A	AAA	N/A	Aaa	N/A
Class B	N/A	N/A	N/A	N/A

		Fitch	S&P	Moody's	DBRS	Trigger Breached	
Transaction Parties - current ratings							
	BMW AG	long term	N/A	A	A2	A high	no
		short term	N/A	A-1	P-1	N/A	no
Issuer Account Bank:	The Bank of New York Mellon	long term	AA	N/A	Aa1	N/A	no
		short term	F1+	N/A	P-1	N/A	no
Swap Provider:	Skandinaviska Enskilda Banken AB	long term	AA	N/A	Aa3	N/A	no
		short term	F1+	N/A	P-1	N/A	no

		Fitch	S&P	Moody's	DBRS	
Transaction Parties - required ratings						
	BMW AG	long term	BBB	N/A	Baa1	N/A
		short term	F2	N/A	P-2	N/A
Issuer Account Bank:	The Bank of New York Mellon	long term	A	N/A	A2	N/A
		short term	F1	N/A	P-1	N/A
Swap Provider:	Skandinaviska Enskilda Banken AB	long term	A	N/A	Baa1	N/A
		short term	F1	N/A	N/A	N/A

Compartment German Auto Loans 11
Monthly Investor Report

Reporting Date:	Mar 11, 2025
Payment Date:	Mar 20, 2025
Period No.:	34
Monthly Period:	Feb, 2025
Interest Period:	Feb 20, 2025 to Mar 20, 2025 = 28 days

34. Swap Counterparty Data

Swap Counterparty Data	
Swap counterparty provider	Skandinaviska Enskilda Banken AB (publ)
Swap termination event	No

Swap Data	
Swap type	Fixed floating interest rate swap
Notional amount (in EUR)	182,167,603.74
Fixed rate (in %)	0.7810
Floating rate (Euribor in %)	2.6240
Net swap payments (in EUR) (- from SPV / + to SPV)	253,223.09