



**BMW  
GROUP**



**ROLLS-ROYCE**  
MOTOR CARS LTD

**Bavarian Sky S.A., Compartment German Auto Loans 11**

**Monthly Investor Report - January 2025**



**Compartment German Auto Loans 11**  
**Monthly Investor Report**

Reporting Date:	Feb 11, 2025
Payment Date:	Feb 20, 2025
Period No.:	33
Monthly Period:	Jan, 2025
Interest Period:	Jan 20, 2025 to Feb 20, 2025 = 31 days

**Index**

## Compartment German Auto Loans 11

### Monthly Investor Report

Reporting Date:	Feb 11, 2025
Payment Date:	Feb 20, 2025
Period No.:	33
Monthly Period:	Jan, 2025
Interest Period:	Jan 20, 2025 to Feb 20, 2025 = 31 days

1. Contact Information
2. Reporting Contact Details
3. Counterparty History & Noteworthy Transaction Events
4. Overview Dates
5. Portfolio Information
6. Reserves
7. Performance Data
8. Defaulted Amount & Recovery Amount
9. Defaulted Amount & Recovery Amount - Loan Level Data
10. Outstanding Note Balance
11. Original Principal Balance
12. Aggregate Principal Balance
13. Aggregate Outstanding Principal Balance
14. Down Payments
15. Borrower Concentration
16. Geographical Distribution
17. Car Type & Customer Group
18. Fuel Type
19. CO2 Emission Classes (EPCV)
20. Delinquencies
21. Delinquency Analysis
22. Seasoning
23. Remaining Term
24. Original Term
25. Vehicle Class
26. Payment Type
27. Interest Rates
28. Credit Type
29. Contracts per Customer
30. Amortisation
31. Priority of Payments
32. Transaction Costs
33. Ratings
34. Swap Counterparty Data

## Compartment German Auto Loans 11

### Monthly Investor Report

Reporting Date:	Feb 11, 2025
Payment Date:	Feb 20, 2025
Period No.:	33
Monthly Period:	Jan, 2025
Interest Period:	Jan 20, 2025 to Feb 20, 2025 = 31 days

## **1. Contact Information**

### **Transaction Parties**

#### **Issuer:**

#### **Bavarian Sky S.A.**

Compartment German Auto Loans 11  
12C, rue Guillaume Kroll  
L-1882 Luxembourg  
Luxembourg  
Attn.: The Directors  
LU-BavarianSky@intertrustgroup.com  
+352 26 56 31 71

#### **Corporate Administrator:**

#### **Intertrust (Luxembourg) S.à r.l.**

28 Boulevard F.W. Raiffeisen  
L-2411 Luxembourg  
Luxembourg  
Attn.: BUO - Capital Markets  
LU-BavarianSky@intertrustgroup.com  
+352 26 44 91

#### **Originator/Servicer:**

#### **BMW Bank GmbH**

Lilienthalallee 26  
80939 Munich  
Germany  
Attn.: ABS Servicing Team  
abs.bmwgroup@bmw.de

## Compartment German Auto Loans 11

### Monthly Investor Report

Reporting Date:	Feb 11, 2025
Payment Date:	Feb 20, 2025
Period No.:	33
Monthly Period:	Jan, 2025
Interest Period:	Jan 20, 2025 to Feb 20, 2025 = 31 days

## **1. Contact Information**

### **Transaction Parties**

#### **Calculation Agent/Paying Agent**

#### **The Bank of New York Mellon**

160 Queen Victoria Street  
EC4V 4LA London  
United Kingdom  
Attn.: BNYM Structured Finance Team 8  
BNYM.Structured.Finance.Team.8@bnymellon.com

#### **Trustee:**

#### **BNY MELLON CORPORATE TRUSTEE SERVICES LIMITED**

160 Queen Victoria Street  
EC4V 4AL London  
United Kingdom  
Attn.: BNYM Structured Finance Team 8  
BNYM.Structured.Finance.Team.8@bnymellon.com

#### **Issuer Account Bank:**

#### **The Bank of New York Mellon**

Friedrich-Ebert-Anlage 49, Messeturm  
60327 Frankfurt am Main  
Germany  
Attn.: BNYM Structured Finance Team 8  
BNYM.Structured.Finance.Team.8@bnymellon.com

## Compartment German Auto Loans 11

### Monthly Investor Report

Reporting Date:	Feb 11, 2025
Payment Date:	Feb 20, 2025
Period No.:	33
Monthly Period:	Jan, 2025
Interest Period:	Jan 20, 2025 to Feb 20, 2025 = 31 days

## **1. Contact Information**

### **Transaction Parties**

#### **Data Trustee:**

**The Bank of New York Mellon**  
Friedrich-Ebert-Anlage 49, Messeturm  
60327 Frankfurt am Main  
Germany  
Attn.: BNYM Structured Finance Team 8  
BNYM.Structured.Finance.Team.8@bnymellon.com

#### **Swap Counterparty:**

**Skandinaviska Enskilda Banken AB**  
Kungsträdgårdsgatan 8  
SE-106 40 Stockholm  
Sweden  
TDLegal@seb.de

#### **Rating Agencies:**

**FITCH RATINGS LTD**  
30 North Colonnade, Canary Wharf  
E14 5GN London  
United Kingdom  
ABSsurveillance@fitchratings.com

**MOODY'S INVESTORS SERVICE ESPANA SA**  
Principe de Vergara, 131 - 6 floor  
28002 Madrid  
Spain  
monitor.abs@moodys.com



## Compartment German Auto Loans 11

### Monthly Investor Report

Reporting Date:	Feb 11, 2025
Payment Date:	Feb 20, 2025
Period No.:	33
Monthly Period:	Jan, 2025
Interest Period:	Jan 20, 2025 to Feb 20, 2025 = 31 days

## **2. Reporting Contact Details**

### **Contact for Servicer Report (Portfolio related information in Investor Report)**

#### **Contact for Investor Reporting:**

#### **BMW Bank GmbH**

Lilienthalallee 26  
80939 Munich  
Germany  
Attn.: ABS Servicing Team  
abs.bmwgroup@bmw.de

#### **Calculation Agent:**

#### **The Bank of New York Mellon**

160 Queen Victoria Street  
EC4V 4LA London  
United Kingdom  
BNYM.Structured.Finance.Team.8@bnymellon.com



**Compartment German Auto Loans 11**  
**Monthly Investor Report**

Reporting Date:	Feb 11, 2025
Payment Date:	Feb 20, 2025
Period No.:	33
Monthly Period:	Jan, 2025
Interest Period:	Jan 20, 2025 to Feb 20, 2025 = 31 days

**3. Counterparty History & Notheworthy Transaction Events**

**Counterparty History (to be added if applicable)**

None.

**Noteworthy Transaction Events (to be added if applicable)**

None.



**Compartment German Auto Loans 11**  
**Monthly Investor Report**

Reporting Date:	Feb 11, 2025
Payment Date:	Feb 20, 2025
Period No.:	33
Monthly Period:	Jan, 2025
Interest Period:	Jan 20, 2025 to Feb 20, 2025 = 31 days

**4. Overview Dates**

<b>Initial Cut-Off Date:</b>	30/04/2022		
<b>Issue Date:</b>	19/05/2022	<b>Legal Maturity Date:</b>	20/05/2030
<b>Reporting Date</b>	11/02/2025		
<b>Investor Reporting Date</b>	18/02/2025		
<b>Interest Determination Date</b>	16/01/2025		
<b>Reporting Frequency:</b>	monthly		
<b>Monthly Period No. (since Issue Date):</b>	33	<b>(since Issue Date)</b>	
<b>Payment Date:</b>	20/02/2025		
<b>Next Payment Date</b>	20/03/2025		
<b>Monthly Period:</b>	01/01/2025	<b>until</b>	31/01/2025

**Compartment German Auto Loans 11**  
**Monthly Investor Report**

Reporting Date:	Feb 11, 2025
Payment Date:	Feb 20, 2025
Period No.:	33
Monthly Period:	Jan, 2025
Interest Period:	Jan 20, 2025 to Feb 20, 2025 = 31 days

**5. Portfolio Information**

	current period	prior period
<b>Outstanding receivables (in EUR)</b>	<b>Aggregate outstanding principal balance</b>	<b>Aggregate outstanding principal balance</b>
<b>Beginning of period</b>	295,978,041.45	318,134,547.59
Scheduled principal payments	15,302,150.46	17,617,253.54
Prepayment* principal	4,268,226.77	4,049,978.71
Prepayments* number of contracts	281	242
Repurchases* principal	860,984.45	210,377.53
Repurchases* number of contracts	47	17
<b>Total principal collections</b>	<b>20,431,361.68</b>	<b>21,877,609.78</b>
<b>Total interest collections</b>	<b>779,420.55</b>	<b>828,942.82</b>
<b>Defaulted Amounts</b>	<b>731,196.28</b>	<b>370,070.38</b>
<b>Recoveries</b>	<b>378,822.26</b>	<b>91,174.02</b>
<b>Late Recoveries</b>	<b>283,006.52</b>	<b>34,381.04</b>
<b>End of Period</b>	<b>275,194,305.75</b>	<b>295,978,041.45</b>
Current prepayment rate (annualised) in %	16.80	15.03

\* Prepayments are defined as all contracts that are early settled by the borrower and repurchases are defined as all contracts that are repurchased due to modification of contract.

**Compartment German Auto Loans 11**  
**Monthly Investor Report**

Reporting Date:	Feb 11, 2025
Payment Date:	Feb 20, 2025
Period No.:	33
Monthly Period:	Jan, 2025
Interest Period:	Jan 20, 2025 to Feb 20, 2025 = 31 days

**6. Reserves**

<b>Cash Reserve</b>		<b>in EUR</b>
Outstanding cash reserve beginning of period		4,995,000.00
Interest on cash reserve - previous period		0.00
Required cash reserve		4,995,000.00
Outstanding cash reserve end of period		4,995,000.00
<b>Reserves</b>		<b>in EUR</b>
Outstanding Commingling Reserve end of period		0.00

<b>Triggers*</b>						
<b>Reserves</b>	<b>Required Rating BMW AG</b>					<b>Trigger Breach</b>
		Fitch	S&P	Moody's	DBRS	
Commingling Reserve	Long Term	BBB	N/A	Baa1	N/A	no
	Short Term	F2	N/A	P-2	N/A	no
<b>Current Rating BMW AG</b>						
		Fitch	S&P	Moody's	DBRS	
	Long Term	N/A	A	A2	A high	
	Short Term	N/A	A-1	P-1	N/A	

\* Breach of this trigger in conjunction with any other event as set out in the Servicing Agreement and/or the Receivables Purchase Agreement will oblige BMW Bank GmbH to post additional cash collateral or change the sweep frequency (from the collections account to the issuer account) from monthly to daily.  
The Reserves will be adjusted on a monthly basis and shall be deposited in the Issuer Account and exclusively reserved to cover risks.

## Compartment German Auto Loans 11

### Monthly Investor Report

Reporting Date:	Feb 11, 2025
Payment Date:	Feb 20, 2025
Period No.:	33
Monthly Period:	Jan, 2025
Interest Period:	Jan 20, 2025 to Feb 20, 2025 = 31 days

## 7. Performance Data

### Aggregate outstanding notes balance

Beginning of period (in EUR)	282,054,374.20
End of period (in EUR)	260,867,603.74

### Ratios

#### 31- 60 days past due

	(in EUR)	(in %)
31- 60 days past due period before previous period	525,724.58	0.17
31- 60 days past due previous period	1,196,190.81	0.40
31- 60 days past due current period	1,075,320.46	0.39

#### 61- 90 days past due

	(in EUR)	(in %)
61- 90 days past due period before previous period	628,290.01	0.20
61- 90 days past due previous period	378,657.50	0.13
61- 90 days past due current period	314,610.34	0.11

#### Cumulative Net Loss Ratio

	Current ratio
Cumulative Net Loss Ratio (in %)	0.35

### Performance data

Number of contracts being 31 - 60 days delinquent	61
Number of contracts being 61 - 90 days delinquent	17
Balance of contracts being 31 - 60 days delinquent (in EUR)	1,075,320.46
Balance of contracts being 61 - 90 days delinquent (in EUR)	314,610.34
Defaulted amounts (in EUR)	731,196.28
Cumulative defaulted amounts (in EUR)	7,876,525.61
Recoveries (in EUR)	378,822.26
Cumulative recoveries (in EUR)	3,901,732.95

# Compartment German Auto Loans 11

## Monthly Investor Report

Reporting Date:	Feb 11, 2025
Payment Date:	Feb 20, 2025
Period No.:	33
Monthly Period:	Jan, 2025
Interest Period:	Jan 20, 2025 to Feb 20, 2025 = 31 days

### 8. Defaulted Amount & Recovery Amount

Collection Period	No. of Defaulted Agreements in Collection Period	Defaulted Amount in Collection Period (in EUR)	Cumulative Defaulted Amount since Initial Cut-Off Date (in EUR)	Cumulative Amount of Purchased Receivables (in EUR)	Cumulative Gross Loss Ratio (in %)	Recovery Amount in Collection Period (in EUR)	Cumulative Recoveries since Initial Cut-Off Date (in EUR)	Cumulative Net Losses (in EUR)	Cumulative Net Loss Ratio (in %)
Apr - 22	0	n/a	n/a	828,699,979.38	n/a	n/a	n/a	n/a	n/a
May - 22	5	28.50	28.50	849,053,622.48	0.00	0.00	0.00	28.50	0.00
June - 22	6	29.55	58.05	871,378,922.25	0.00	0.00	0.00	58.05	0.00
July - 22	8	66,659.94	66,717.99	894,546,754.65	0.01	66,615.62	66,615.62	102.37	0.00
Aug - 22	7	-58.93	66,659.06	918,307,899.65	0.01	-92.12	66,523.50	135.56	0.00
Sept - 22	8	41,700.25	108,359.31	941,433,862.68	0.01	26,584.42	93,107.92	15,251.39	0.00
Oct - 22	6	9,772.73	118,132.04	963,604,326.81	0.01	7,111.10	100,219.02	17,913.02	0.00
Nov - 22	12	102,755.79	220,887.83	989,019,259.45	0.02	85,595.91	185,814.93	35,072.90	0.00
Dec - 22	18	123,333.00	344,220.83	1,013,634,299.08	0.03	79,141.69	264,956.62	79,264.21	0.01
Jan - 23	13	163,085.18	507,306.01	1,038,387,440.22	0.05	86,576.26	351,532.88	155,773.13	0.02
Feb - 23	22	233,570.40	740,876.41	1,062,519,743.38	0.07	127,680.57	479,213.45	261,662.96	0.02
Mar - 23	14	234,822.27	975,698.68	1,094,526,757.18	0.09	189,258.80	668,472.25	307,226.43	0.03
Apr - 23	17	75,916.58	1,051,615.26	1,122,710,115.39	0.09	72,055.52	740,527.77	311,087.49	0.03
May - 23	15	153,646.16	1,205,261.42	1,122,710,115.39	0.11	89,829.13	830,356.90	374,904.52	0.03
June - 23	22	197,777.64	1,403,039.06	1,122,710,115.39	0.12	124,594.43	954,951.33	448,087.73	0.04
July - 23	25	223,841.22	1,626,880.28	1,122,710,115.39	0.14	124,461.70	1,079,413.03	547,467.25	0.05
Aug - 23	18	315,160.75	1,942,041.03	1,122,710,115.39	0.17	139,594.37	1,219,007.40	723,033.63	0.06
Sept - 23	27	362,875.85	2,304,916.88	1,122,710,115.39	0.21	194,777.80	1,413,785.20	891,131.68	0.08
Oct - 23	31	260,813.19	2,565,730.07	1,122,710,115.39	0.23	113,839.29	1,527,624.49	1,038,105.58	0.09
Nov - 23	20	138,650.72	2,704,380.79	1,122,710,115.39	0.24	97,754.70	1,625,379.19	1,079,001.60	0.10
Dec - 23	19	256,403.06	2,960,783.85	1,122,710,115.39	0.26	151,835.47	1,777,214.66	1,183,569.19	0.11
Jan - 24	20	194,998.61	3,155,782.46	1,122,710,115.39	0.28	106,279.15	1,883,493.81	1,272,288.65	0.11
Feb - 24	17	332,424.75	3,488,207.21	1,122,710,115.39	0.31	200,879.75	2,084,373.56	1,403,833.65	0.13
Mar - 24	24	230,888.43	3,719,095.64	1,122,710,115.39	0.33	131,052.40	2,215,425.96	1,503,669.68	0.13
Apr - 24	23	462,893.50	4,181,989.14	1,122,710,115.39	0.37	118,622.54	2,334,048.50	1,847,940.64	0.16
May - 24	22	281,182.25	4,463,171.39	1,122,710,115.39	0.40	145,859.55	2,479,908.05	1,983,263.34	0.18
June - 24	33	356,483.76	4,819,655.15	1,122,710,115.39	0.43	115,469.54	2,595,377.59	2,224,277.56	0.20
July - 24	34	361,543.59	5,181,198.74	1,122,710,115.39	0.46	135,756.97	2,731,134.56	2,450,064.18	0.22
Aug - 24	26	379,170.40	5,560,369.14	1,122,710,115.39	0.50	124,120.99	2,855,255.55	2,705,113.59	0.24
Sept - 24	28	445,961.75	6,006,330.89	1,122,710,115.39	0.53	90,102.98	2,945,358.53	3,060,972.36	0.27
Oct - 24	24	520,229.93	6,526,560.82	1,122,710,115.39	0.58	363,841.87	3,309,200.40	3,217,360.42	0.29
Nov - 24	28	248,698.13	6,775,258.95	1,122,710,115.39	0.60	122,536.27	3,431,736.67	3,343,522.28	0.30
Dec - 24	36	370,070.38	7,145,329.33	1,122,710,115.39	0.64	91,174.02	3,522,910.69	3,622,418.64	0.32



**Compartment German Auto Loans 11**  
**Monthly Investor Report**

Reporting Date: Feb 11, 2025  
 Payment Date: Feb 20, 2025  
 Period No.: 33  
 Monthly Period: Jan, 2025  
 Interest Period: Jan 20, 2025 to Feb 20, 2025  
 = 31 days

**8. Defaulted Amount & Recovery Amount**

Collection Period	No. of Defaulted Agreements in Collection Period	Defaulted Amount in Collection Period (in EUR)	Cumulative Defaulted Amount since Initial Cut-Off Date (in EUR)	Cumulative Amount of Purchased Receivables (in EUR)	Cumulative Gross Loss Ratio (in %)	Recovery Amount in Collection Period (in EUR)	Cumulative Recoveries since Initial Cut-Off Date (in EUR)	Cumulative Net Losses (in EUR)	Cumulative Net Loss Ratio (in %)
Jan - 25	36	731,196.28	7,876,525.61	1,122,710,115.39	0.70	378,822.26	3,901,732.95	3,974,792.66	0.35

# Compartment German Auto Loans 11

## Monthly Investor Report

Reporting Date: Feb 11, 2025  
 Payment Date: Feb 20, 2025  
 Period No.: 33  
 Monthly Period: Jan, 2025  
 Interest Period: Jan 20, 2025 to Feb 20, 2025  
 = 31 days

### 9. Defaulted Amount & Recovery Amount - Loan Level Data

Applicable only if loans have defaulted. Does not include defaulted amounts less than 10.00 EUR.

	Month / Year of Default	Month / Year of Loan Origination	Initial Principal Balance (in EUR)	Principal Balance of Loan at Default (in EUR)	Recovery Total (in EUR)	Principal Balance End of Period (in EUR)	Object Type (new / used)	Vehicle Series	Customer Type (private / commercial)	Out of Deal (Month / Year)
1	Julv - 22	Oct - 21	66.615.62	66.615.62	66.615.62	0.00	New	X6 Series	Commercial	
2	Sept - 22	Julv - 21	8.300.20	8.143.75	8.143.75	0.00	Used	4 Series	Private	
3	Sept - 22	Mar - 20	9.419.35	9.227.76	9.227.76	0.00	Used	MINI	Commercial	
4	Sept - 22	Julv - 20	11.697.21	11.172.94	11.172.94	0.00	Used	X5 Series	Commercial	
5	Sept - 22	Oct - 21	50.048.78	13.212.01	2.563.76	10.648.25	New	X3 Series	Commercial	
6	Oct - 22	Sept - 21	10.228.06	9.883.65	9.883.65	0.00	Used	X3 Series	Private	
7	Nov - 22	Julv - 21	51.907.94	51.265.61	35.750.02	15.515.59	New	Z Series	Commercial	
8	Nov - 22	Sept - 20	20.329.67	20.107.27	20.107.27	0.00	New	2 Series	Commercial	
9	Nov - 22	Oct - 21	9.219.12	8.616.74	8.616.74	0.00	Used	2 Series	Private	
10	Dec - 22	Dec - 20	29.614.05	8.752.15	42.90	8.709.25	Used	6 Series	Commercial	
11	Dec - 22	Apr - 21	14.636.66	13.324.34	13.324.34	0.00	Used	X5 Series	Private	
12	Dec - 22	Mar - 20	14.115.21	12.881.08	12.881.08	0.00	Used	X1 Series	Commercial	
13	Dec - 22	Feb - 22	43.597.20	41.396.61	22.409.52	18.987.09	New	MINI	Commercial	
14	Dec - 22	Dec - 21	30.583.84	29.997.88	20.870.14	9.261.29	New	1 Series	Commercial	
15	Dec - 22	Nov - 19	47.949.03	9.351.47	-167.10	9.518.57	New	4 Series	Commercial	
16	Jan - 23	Mav - 21	30.628.20	30.628.20	0.00	30.628.20	Used	5 Series	Commercial	
17	Jan - 23	Dec - 19	7.629.21	6.941.92	6.941.92	0.00	Used	1 Series	Private	
18	Jan - 23	Oct - 20	25.251.46	23.453.18	18.144.35	5.308.83	New	3 Series	Commercial	
19	Feb - 23	Apr - 21	31.187.72	16.044.35	-103.71	16.148.06	New	3 Series	Commercial	
20	Feb - 23	Mar - 20	48.722.62	47.174.73	39.453.63	7.721.10	New	2 Series	Commercial	
21	Feb - 23	Mar - 21	20.145.31	19.558.93	13.753.59	5.805.34	Used	2 Series	Commercial	
22	Feb - 23	Oct - 21	16.717.00	15.143.34	7.003.29	8.140.05	Used	2 Series	Private	
23	Feb - 23	Jan - 22	20.586.03	19.915.52	18.193.24	1.722.28	Used	5 Series	Private	
24	Feb - 23	Oct - 20	77.802.01	28.664.56	-120.51	28.785.07	New	X5 Series	Commercial	
25	Feb - 23	Julv - 20	38.108.88	35.763.11	24.370.02	11.393.09	Used	7 Series	Commercial	
26	Mar - 23	Mav - 21	7.202.10	6.924.46	6.924.46	0.30	Used	3 Series	Private	
27	Mar - 23	Dec - 21	118.707.53	111.217.67	100.857.54	10.360.13	New	X6 Series	Commercial	
28	Mar - 23	June - 21	69.180.04	67.613.16	55.284.64	12.328.52	New	X5 Series	Commercial	
29	Apr - 23	Sept - 20	13.449.27	2.476.03	2.476.03	0.00	Used	2 Series	Private	
30	Apr - 23	Apr - 21	58.977.54	54.687.97	54.687.97	0.00	New	7 Series	Commercial	
31	Mav - 23	Feb - 22	36.272.97	33.372.11	19.078.96	14.293.15	Used	X4 Series	Commercial	
32	Mav - 23	Mar - 20	17.372.23	15.340.72	10.804.16	4.536.56	Used	MINI	Commercial	
33	Mav - 23	Nov - 20	31.996.75	29.488.60	29.488.60	0.00	Used	7 Series	Commercial	
34	Mav - 23	Nov - 21	33.461.49	32.022.20	26.111.85	5.910.35	Used	7 Series	Commercial	
35	June - 23	Julv - 21	60.139.12	56.577.32	49.193.56	7.383.76	New	4 Series	Commercial	
36	June - 23	Julv - 20	28.083.40	11.900.27	11.900.27	0.00	Used	7 Series	Commercial	
37	June - 23	June - 20	25.889.78	22.155.17	14.655.77	7.499.40	New	X1 Series	Commercial	

# Compartment German Auto Loans 11

## Monthly Investor Report

Reporting Date:	Feb 11, 2025
Payment Date:	Feb 20, 2025
Period No.:	33
Monthly Period:	Jan, 2025
Interest Period:	Jan 20, 2025 to Feb 20, 2025 = 31 days

### 9. Defaulted Amount & Recovery Amount - Loan Level Data

Applicable only if loans have defaulted. Does not include defaulted amounts less than 10.00 EUR.

	Month / Year of Default	Month / Year of Loan Origination	Initial Principal Balance (in EUR)	Principal Balance of Loan at Default (in EUR)	Recovery Total (in EUR)	Principal Balance End of Period (in EUR)	Object Type (new / used)	Vehicle Series	Customer Type (private / commercial)	Out of Deal (Month / Year)
38	June - 23	Oct - 20	22.423.64	20.416.26	20.416.26	0.00	New	3 Series	Private	
39	June - 23	Mav - 21	14.840.30	13.754.71	8.763.43	4.991.28	Used	MINI	Private	
40	June - 23	Dec - 21	36.123.59	32.256.12	24.901.86	7.354.26	Used	5 Series	Commercial	
41	Julv - 23	Mar - 22	14.754.58	13.011.14	13.011.14	0.00	Used	MINI	Private	
42	Julv - 23	Jan - 21	32.334.59	30.476.75	17.147.49	13.329.26	New	MINI	Commercial	
43	Julv - 23	Jan - 22	29.077.67	27.132.38	10.383.29	16.749.09	Used	5 Series	Commercial	
44	Aua - 23	Julv - 21	13.228.34	11.545.66	11.364.45	318.66	Used	1 Series	Private	
45	Aua - 23	Mar - 20	20.363.00	17.592.88	11.607.70	5.985.18	Used	X3 Series	Commercial	
46	Aua - 23	Aur - 21	30.781.79	28.992.96	21.794.72	7.198.24	New	MINI	Commercial	
47	Aua - 23	Dec - 21	31.972.90	30.494.56	384.49	30.110.07	New	3 Series	Private	
48	Aua - 23	Feb - 22	12.211.46	9.992.39	4.567.56	5.424.83	Used	5 Series	Commercial	
49	Aua - 23	Jan - 22	19.184.08	17.378.98	17.131.08	247.90	Used	4 Series	Commercial	
50	Aua - 23	Jan - 22	98.656.54	90.477.74	52.605.04	37.872.70	Used	Non BMW Group (incl. Motorcycles)	Commercial	
51	Aua - 23	Jan - 20	7.700.66	769.38	769.38	0.00	Used	1 Series	Private	
52	Aua - 23	Nov - 21	55.697.17	14.841.21	14.841.21	0.00	New	Non BMW Group (incl. Motorcycles)	Commercial	
53	Aua - 23	Aua - 20	26.507.40	25.207.28	14.327.72	10.879.56	Used	X5 Series	Private	
54	Aua - 23	Aur - 22	10.615.83	8.911.01	7.833.83	1.077.18	Used	Non BMW Group (incl. Motorcycles)	Private	
55	Sept - 23	Feb - 22	40.467.94	37.929.80	25.637.74	12.292.06	Used	X6 Series	Commercial	
56	Sept - 23	June - 20	21.944.24	19.569.84	19.569.84	0.00	Used	5 Series	Private	
57	Sept - 23	Oct - 21	60.480.33	56.367.22	45.769.24	10.961.16	New	X5 Series	Commercial	
58	Sept - 23	Aur - 20	14.913.29	1.708.67	-109.86	1.841.22	Used	3 Series	Commercial	
59	Sept - 23	Dec - 20	77.968.41	71.697.70	54.882.52	16.815.18	New	X6 Series	Commercial	
60	Sept - 23	Sept - 20	59.408.43	54.645.42	32.979.07	21.666.35	New	5 Series	Commercial	
61	Sept - 23	June - 22	23.486.26	9.636.82	725.02	8.911.80	Used	X1 Series	Commercial	
62	Sept - 23	Feb - 22	13.721.95	5.114.46	5.114.46	0.00	Used	1 Series	Private	
63	Oct - 23	Julv - 20	21.036.43	8.887.93	-92.28	8.980.21	Used	Non BMW Group (incl. Motorcycles)	Commercial	
64	Oct - 23	Sept - 20	25.217.73	20.804.64	0.00	20.804.64	Used	X5 Series	Commercial	
65	Oct - 23	Mar - 20	5.443.08	4.302.97	4.302.97	0.00	Used	MINI	Private	
66	Oct - 23	Aua - 20	33.334.47	0.00	-340.64	340.64	New	X2 Series	Commercial	
67	Oct - 23	Feb - 22	67.650.68	59.923.17	37.731.09	22.192.08	Used	Non BMW Group (incl. Motorcycles)	Commercial	
68	Oct - 23	Mav - 20	44.674.35	40.188.68	29.908.11	10.280.57	New	5 Series	Commercial	
69	Oct - 23	Mar - 20	51.349.70	39.920.23	39.920.23	0.00	New	X4 Series	Commercial	
70	Oct - 23	Nov - 21	48.103.37	41.882.21	41.882.21	0.00	New	7 Series	Commercial	
71	Oct - 23	Aua - 21	33.311.10	30.547.77	27.117.73	3.430.04	Used	7 Series	Commercial	
72	Oct - 23	Aur - 20	4.675.96	1.588.96	1.501.12	107.20	Used	MINI	Private	
73	Nov - 23	Nov - 21	12.307.48	6.012.25	6.012.25	0.00	Used	X1 Series	Commercial	
74	Nov - 23	Dec - 21	78.282.75	67.230.49	56.927.54	10.302.95	Used	5 Series	Commercial	



# Compartment German Auto Loans 11

## Monthly Investor Report

Reporting Date:	Feb 11, 2025
Payment Date:	Feb 20, 2025
Period No.:	33
Monthly Period:	Jan, 2025
Interest Period:	Jan 20, 2025 to Feb 20, 2025 = 31 days

### 9. Defaulted Amount & Recovery Amount - Loan Level Data

Applicable only if loans have defaulted. Does not include defaulted amounts less than 10.00 EUR.

	Month / Year of Default	Month / Year of Loan Origination	Initial Principal Balance (in EUR)	Principal Balance of Loan at Default (in EUR)	Recovery Total (in EUR)	Principal Balance End of Period (in EUR)	Object Type (new / used)	Vehicle Series	Customer Type (private / commercial)	Out of Deal (Month / Year)
75	Nov - 23	Mar - 20	8.587.20	3.630.42	3.630.42	0.00	Used	5 Series	Private	
76	Nov - 23	Apr - 20	18.446.91	16.474.06	14.023.99	2.450.07	Used	4 Series	Commercial	
77	Nov - 23	Jan - 22	6.949.22	5.146.74	-943.12	6.089.86	Used	Non BMW Group (incl. Motorcycles)	Commercial	
78	Dec - 23	Feb - 21	8.237.59	6.051.20	0.00	6.051.20	Used	3 Series	Private	
79	Dec - 23	Mar - 20	12.472.75	4.553.15	4.553.15	0.00	Used	2 Series	Private	
80	Dec - 23	Mar - 20	7.975.20	6.079.87	6.079.87	0.00	Used	MINI	Commercial	
81	Dec - 23	Dec - 20	31.469.25	26.916.66	26.916.66	0.00	Used	7 Series	Commercial	
82	Dec - 23	Nov - 21	63.354.94	57.650.65	47.992.15	9.658.50	New	X5 Series	Commercial	
83	Dec - 23	Feb - 21	31.393.39	27.320.17	17.634.88	9.685.29	Used	3 Series	Commercial	
84	Dec - 23	June - 22	15.274.90	14.352.68	0.00	14.352.68	Used	X1 Series	Commercial	
85	Jan - 24	June - 21	14.112.67	10.530.65	10.530.65	0.00	Used	MINI	Private	
86	Jan - 24	Dec - 20	58.227.99	30.761.88	0.00	30.761.88	New	5 Series	Commercial	
87	Jan - 24	Oct - 21	22.782.81	22.241.85	15.962.65	6.279.20	Used	MINI	Private	
88	Jan - 24	Oct - 20	39.786.93	29.918.40	17.000.00	12.918.40	Used	7 Series	Commercial	
89	Jan - 24	Nov - 20	60.051.87	0.00	-431.33	431.33	New	X3 Series	Commercial	
90	Feb - 24	Sept - 21	27.245.45	6.098.12	6.098.12	0.00	Used	4 Series	Private	
91	Feb - 24	Jan - 22	34.260.58	30.994.72	8.968.67	22.026.05	Used	Non BMW Group (incl. Motorcycles)	Commercial	
92	Feb - 24	Sept - 21	30.976.80	27.285.12	27.285.12	0.00	New	MINI	Commercial	
93	Feb - 24	Jan - 21	79.621.11	64.232.57	44.122.85	20.109.72	New	X5 Series	Commercial	
94	Feb - 24	Jan - 23	45.214.63	43.821.18	0.00	43.821.18	Used	Non BMW Group (incl. Motorcycles)	Commercial	
95	Feb - 24	Dec - 20	24.140.96	19.587.38	9.151.85	10.435.53	Used	5 Series	Private	
96	Feb - 24	Feb - 22	63.208.15	54.545.85	40.630.02	13.915.83	New	4 Series	Commercial	
97	Mar - 24	Dec - 20	8.025.16	6.120.47	6.120.47	0.00	New	Other BMW Group	Private	
98	Mar - 24	Dec - 20	14.252.10	11.180.86	9.221.31	1.959.55	Used	1 Series	Commercial	
99	Mar - 24	Apr - 21	26.128.17	21.158.51	21.158.51	0.01	New	2 Series	Commercial	
100	Mar - 24	Jan - 22	23.640.06	14.909.81	14.909.81	0.00	Used	2 Series	Private	
101	Mar - 24	Jan - 21	16.066.81	13.958.68	4.651.66	9.307.02	Used	Non BMW Group (incl. Motorcycles)	Commercial	
102	Mar - 24	June - 21	6.033.61	3.906.40	791.00	3.115.40	Used	Non BMW Group (incl. Motorcycles)	Private	
103	Apr - 24	Nov - 20	66.367.82	56.800.55	0.00	56.800.55	New	5 Series	Commercial	
104	Apr - 24	Oct - 20	106.354.11	91.891.95	0.00	91.891.95	Used	8 Series	Commercial	
105	Apr - 24	Dec - 21	110.228.53	62.320.15	-14.00	62.334.15	New	X5 Series	Commercial	
106	Apr - 24	Sept - 21	20.349.49	10.303.59	10.303.59	0.00	Used	X3 Series	Commercial	
107	Apr - 24	Mar - 22	40.792.57	38.265.05	0.00	38.265.05	Used	X4 Series	Commercial	
108	Apr - 24	Feb - 22	59.929.65	50.417.00	0.00	50.417.00	Used	7 Series	Commercial	
109	Apr - 24	Sept - 20	4.482.87	484.12	484.12	0.00	Used	Non BMW Group (incl. Motorcycles)	Private	
110	Apr - 24	Sept - 20	11.605.29	7.582.38	2.700.00	4.882.38	Used	Other BMW Group	Private	
111	Apr - 24	Jul - 21	33.047.77	24.426.27	24.426.27	0.00	New	X5 Series	Commercial	

# Compartment German Auto Loans 11

## Monthly Investor Report

Reporting Date:	Feb 11, 2025
Payment Date:	Feb 20, 2025
Period No.:	33
Monthly Period:	Jan, 2025
Interest Period:	Jan 20, 2025 to Feb 20, 2025 = 31 days

### 9. Defaulted Amount & Recovery Amount - Loan Level Data

Applicable only if loans have defaulted. Does not include defaulted amounts less than 10.00 EUR.

	Month / Year of Default	Month / Year of Loan Origination	Initial Principal Balance (in EUR)	Principal Balance of Loan at Default (in EUR)	Recovery Total (in EUR)	Principal Balance End of Period (in EUR)	Object Type (new / used)	Vehicle Series	Customer Type (private / commercial)	Out of Deal (Month / Year)
112	Mav - 24	Sept - 21	56.063.28	48.642.92	48.642.92	0.00	New	4 Series	Commercial	
113	Mav - 24	June - 21	62.497.57	50.998.92	0.00	50.998.92	Used	6 Series	Commercial	
114	Mav - 24	Oct - 21	8.135.53	1.335.86	1.335.86	0.00	Used	5 Series	Commercial	
115	Mav - 24	Nov - 21	41.751.22	36.383.19	28.645.97	7.737.22	New	X4 Series	Commercial	
116	Mav - 24	Mar - 22	23.730.94	20.212.27	0.00	20.212.27	Used	5 Series	Commercial	
117	Mav - 24	Mav - 22	30.404.33	27.339.02	16.121.00	11.218.02	Used	3 Series	Private	
118	June - 24	Sept - 22	72.912.39	32.742.29	0.00	32.742.29	Used	2 Series	Commercial	
119	June - 24	Julv - 20	47.053.10	36.148.32	0.00	36.148.32	New	6 Series	Commercial	
120	June - 24	Dec - 21	28.282.99	20.888.02	0.00	20.888.02	Used	5 Series	Commercial	
121	June - 24	Mav - 21	5.714.35	1.473.64	1.473.64	0.00	Used	5 Series	Private	
122	June - 24	Apr - 22	45.291.85	39.761.54	19.130.41	20.631.13	Used	X5 Series	Commercial	
123	June - 24	Julv - 20	32.804.74	25.914.75	0.00	25.914.75	Used	7 Series	Commercial	
124	June - 24	June - 21	15.250.50	13.719.42	11.786.28	1.933.14	Used	MINI	Commercial	
125	June - 24	Dec - 21	20.839.38	18.945.45	0.00	18.945.45	Used	5 Series	Private	
126	June - 24	Nov - 20	59.134.45	39.912.97	39.912.97	0.00	Used	7 Series	Private	
127	June - 24	Dec - 21	28.104.69	7.048.69	0.00	7.048.69	Used	6 Series	Commercial	
128	Julv - 24	Mav - 20	27.328.28	21.837.82	17.552.69	4.285.13	Used	5 Series	Commercial	
129	Julv - 24	Aua - 22	46.570.33	42.184.10	23.103.18	19.080.92	New	1 Series	Commercial	
130	Julv - 24	Apr - 21	25.571.12	3.263.41	3.263.41	0.00	New	Other BMW Group	Private	
131	Julv - 24	Apr - 21	32.624.37	25.333.15	22.657.13	2.676.02	Used	5 Series	Private	
132	Julv - 24	Julv - 21	53.208.95	44.057.85	0.00	44.057.85	New	X3 Series	Commercial	
133	Julv - 24	Aua - 22	24.828.90	14.936.40	0.00	14.936.40	Used	5 Series	Commercial	
134	Julv - 24	Feb - 22	52.927.01	47.766.74	38.001.00	9.765.74	New	4 Series	Commercial	
135	Julv - 24	Sept - 21	26.204.24	19.680.21	19.680.21	0.00	Used	Non BMW Group (incl. Motorcycles)	Commercial	
136	Julv - 24	Nov - 20	15.506.05	11.467.99	0.00	11.467.99	Used	2 Series	Private	
137	Julv - 24	Dec - 20	27.586.21	22.355.08	0.00	22.355.08	Used	6 Series	Commercial	
138	Aua - 24	Sept - 21	41.098.53	36.730.87	0.00	36.753.31	Used	X5 Series	Private	
139	Aua - 24	Feb - 22	31.000.01	22.632.31	22.632.31	0.00	Used	5 Series	Private	
140	Aua - 24	Oct - 21	11.884.82	9.336.99	8.714.24	622.75	Used	2 Series	Private	
141	Aua - 24	Mar - 21	49.178.80	44.496.63	39.167.54	5.329.09	New	X3 Series	Commercial	
142	Aua - 24	Oct - 20	11.119.46	6.802.20	0.00	6.802.20	Used	2 Series	Commercial	
143	Aua - 24	Oct - 22	57.993.39	48.615.93	23.368.52	25.247.41	New	X3 Series	Commercial	
144	Aua - 24	Jan - 21	29.450.60	23.553.11	0.00	23.553.11	Used	X6 Series	Commercial	
145	Aua - 24	Jan - 23	26.446.03	25.391.40	0.00	25.391.40	Used	5 Series	Private	
146	Aua - 24	Aua - 21	20.387.30	15.888.40	0.00	15.923.37	Used	4 Series	Private	
147	Aua - 24	Sept - 21	32.463.01	10.935.74	1.159.12	9.812.34	New	MINI	Commercial	
148	Aua - 24	Jan - 21	6.030.42	2.088.92	2.088.92	0.00	Used	Other BMW Group	Private	

# Compartment German Auto Loans 11

## Monthly Investor Report

Reporting Date: Feb 11, 2025  
 Payment Date: Feb 20, 2025  
 Period No.: 33  
 Monthly Period: Jan, 2025  
 Interest Period: Jan 20, 2025 to Feb 20, 2025  
 = 31 days

### 9. Defaulted Amount & Recovery Amount - Loan Level Data

Applicable only if loans have defaulted. Does not include defaulted amounts less than 10.00 EUR.

	Month / Year of Default	Month / Year of Loan Origination	Initial Principal Balance (in EUR)	Principal Balance of Loan at Default (in EUR)	Recovery Total (in EUR)	Principal Balance End of Period (in EUR)	Object Type (new / used)	Vehicle Series	Customer Type (private / commercial)	Out of Deal (Month / Year)
149	Aug - 24	Oct - 20	11,122.47	7,738.24	0.00	7,738.24	Used	Non BMW Group (incl. Motorcycles)	Commercial	
150	Sept - 24	Apr - 21	19,137.16	15,321.55	7,598.57	7,722.98	Used	1 Series	Commercial	
151	Sept - 24	Feb - 22	12,346.73	10,906.45	0.00	10,906.45	Used	MINI	Commercial	
152	Sept - 24	Julv - 21	22,297.20	17,854.94	13,624.87	4,230.07	Used	X3 Series	Commercial	
153	Sept - 24	Julv - 20	58,262.26	45,536.98	0.00	45,536.98	Used	X6 Series	Commercial	
154	Sept - 24	Nov - 22	22,957.96	20,441.37	0.00	20,441.37	Used	Non BMW Group (incl. Motorcycles)	Commercial	
155	Sept - 24	Apr - 21	7,387.75	2,770.75	0.00	2,770.75	Used	Non BMW Group (incl. Motorcycles)	Commercial	
156	Sept - 24	Jan - 21	27,544.34	11,223.34	8,193.55	3,029.79	Used	5 Series	Commercial	
157	Sept - 24	Sept - 21	44,262.94	36,756.31	0.00	36,756.31	New	3 Series	Commercial	
158	Sept - 24	Nov - 21	56,124.64	50,267.41	39,776.60	10,490.81	New	X6 Series	Commercial	
159	Sept - 24	Nov - 21	51,343.05	39,820.54	21,410.19	18,410.35	New	5 Series	Commercial	
160	Sept - 24	Dec - 20	91,480.54	71,528.89	0.00	71,528.89	Used	Non BMW Group (incl. Motorcycles)	Commercial	
161	Sept - 24	Apr - 21	7,387.75	2,770.75	0.00	2,770.75	Used	Non BMW Group (incl. Motorcycles)	Commercial	
162	Sept - 24	Apr - 21	7,387.75	2,770.75	0.00	2,770.75	Used	Non BMW Group (incl. Motorcycles)	Commercial	
163	Sept - 24	Mar - 20	22,696.50	18,732.12	10,714.80	8,017.32	Used	X1 Series	Commercial	
164	Sept - 24	Feb - 21	4,452.36	1,031.38	0.00	1,031.38	Used	3 Series	Private	
165	Sept - 24	Oct - 20	17,559.76	12,926.09	12,926.09	0.00	Used	Z Series	Private	
166	Oct - 24	Apr - 22	49,180.39	44,059.21	42,060.86	1,998.35	New	X5 Series	Commercial	
167	Oct - 24	Mar - 21	7,164.85	2,530.92	0.00	2,530.92	Used	Non BMW Group (incl. Motorcycles)	Commercial	
168	Oct - 24	June - 21	32,460.01	24,627.51	24,627.51	0.00	Used	Z Series	Commercial	
169	Oct - 24	Jan - 22	63,406.24	39,397.45	32,225.26	7,172.19	New	X3 Series	Commercial	
170	Oct - 24	Sept - 21	78,729.39	64,623.59	64,004.57	619.02	New	X3 Series	Commercial	
171	Oct - 24	Mar - 21	21,919.35	11,238.87	11,238.87	0.00	Used	5 Series	Private	
172	Oct - 24	Apr - 21	10,256.47	7,760.90	0.00	7,760.90	Used	3 Series	Commercial	
173	Oct - 24	Mar - 21	18,418.20	15,543.16	12,269.71	3,273.45	Used	MINI	Private	
174	Oct - 24	Mar - 21	7,164.85	2,530.92	0.00	2,530.92	Used	Non BMW Group (incl. Motorcycles)	Commercial	
175	Oct - 24	Oct - 21	24,121.66	2,343.50	400.00	1,943.50	Used	3 Series	Private	
176	Oct - 24	Mar - 21	4,564.99	987.06	670.96	316.10	Used	Non BMW Group (incl. Motorcycles)	Private	
177	Oct - 24	Dec - 21	42,212.21	32,180.37	24,544.80	7,635.57	Used	5 Series	Commercial	
178	Nov - 24	Nov - 21	24,987.91	4,031.55	4,031.55	0.00	Used	3 Series	Commercial	
179	Nov - 24	Julv - 22	28,888.12	22,116.82	400.00	21,716.82	Used	6 Series	Commercial	
180	Nov - 24	Jan - 22	64,645.13	51,237.88	51,237.88	0.00	Used	X5 Series	Commercial	
181	Nov - 24	Dec - 20	60,565.51	47,598.01	26,554.62	21,043.39	New	X4 Series	Commercial	
182	Nov - 24	Sept - 20	7,657.67	5,664.01	5,664.01	0.00	Used	Non BMW Group (incl. Motorcycles)	Private	
183	Nov - 24	Aug - 21	41,893.35	29,185.83	29,185.83	0.00	New	3 Series	Private	
184	Nov - 24	Nov - 22	57,064.58	46,610.61	25,091.36	21,519.25	Used	7 Series	Commercial	
185	Dec - 24	Apr - 22	78,486.16	60,621.11	0.00	60,621.11	Used	X3 Series	Commercial	

# Compartment German Auto Loans 11

## Monthly Investor Report

Reporting Date: Feb 11, 2025  
 Payment Date: Feb 20, 2025  
 Period No.: 33  
 Monthly Period: Jan, 2025  
 Interest Period: Jan 20, 2025 to Feb 20, 2025  
 = 31 days

### 9. Defaulted Amount & Recovery Amount - Loan Level Data

Applicable only if loans have defaulted. Does not include defaulted amounts less than 10.00 EUR.

	Month / Year of Default	Month / Year of Loan Origination	Initial Principal Balance (in EUR)	Principal Balance of Loan at Default (in EUR)	Recovery Total (in EUR)	Principal Balance End of Period (in EUR)	Object Type (new / used)	Vehicle Series	Customer Type (private / commercial)	Out of Deal (Month / Year)
186	Dec - 24	Nov - 20	16.190.25	10.226.33	6.623.29	3.603.04	New	Non BMW Group (incl. Motorcycles)	Commercial	
187	Dec - 24	Oct - 21	59.504.37	49.328.60	0.00	49.328.60	New	X5 Series	Commercial	
188	Dec - 24	Mav - 21	28.284.16	18.281.61	1.000.00	17.281.61	Used	7 Series	Commercial	
189	Dec - 24	Sept - 20	47.602.54	31.488.73	13.818.67	17.670.06	Used	5 Series	Private	
190	Dec - 24	Sept - 20	39.379.51	30.145.89	30.145.89	0.00	Used	4 Series	Commercial	
191	Dec - 24	June - 21	42.667.55	17.362.63	17.362.63	0.00	New	4 Series	Commercial	
192	Dec - 24	June - 22	25.093.32	20.843.13	15.669.61	5.173.52	Used	4 Series	Commercial	
193	Dec - 24	Mav - 21	14.095.09	6.345.53	600.00	5.745.53	Used	X5 Series	Private	
194	Dec - 24	Sept - 20	55.265.30	45.328.71	27.844.28	17.484.43	Used	8 Series	Private	
195	Dec - 24	Dec - 21	13.337.52	9.436.94	5.775.84	3.661.10	Used	2 Series	Commercial	
196	Dec - 24	Dec - 20	24.811.83	18.435.40	0.00	18.435.40	Used	5 Series	Commercial	
197	Dec - 24	Aua - 20	25.867.24	6.421.55	6.421.55	0.00	Used	4 Series	Commercial	
198	Dec - 24	Mav - 21	8.130.96	1.856.58	1.856.58	0.00	Used	X1 Series	Private	
199	Dec - 24	Feb - 23	29.920.30	19.749.16	1.275.34	18.473.82	Used	4 Series	Commercial	
200	Jan - 25	June - 20	17.433.82	12.215.90	0.00	12.215.90	Used	X4 Series	Private	
201	Jan - 25	June - 20	32.079.54	24.198.35	0.00	24.198.35	Used	2 Series	Private	
202	Jan - 25	Aua - 21	49.368.29	33.791.49	24.369.75	9.421.74	New	X2 Series	Commercial	
203	Jan - 25	June - 22	50.476.86	43.462.40	0.00	43.462.40	New	X3 Series	Commercial	
204	Jan - 25	June - 21	7.867.59	1.035.12	0.00	1.035.12	Used	1 Series	Private	
205	Jan - 25	June - 21	15.843.64	5.103.02	2.580.75	2.522.27	Used	2 Series	Commercial	
206	Jan - 25	Sept - 21	21.153.77	15.433.08	0.00	15.433.08	Used	3 Series	Commercial	
207	Jan - 25	June - 20	19.397.83	10.470.32	800.00	9.670.32	Used	5 Series	Commercial	
208	Jan - 25	June - 20	12.750.90	8.003.90	0.00	8.003.90	Used	X1 Series	Private	
209	Jan - 25	June - 20	21.062.75	14.362.25	5.794.25	8.568.00	Used	4 Series	Private	
210	Jan - 25	June - 21	30.117.43	21.982.72	0.00	21.982.72	New	MINI	Private	
211	Jan - 25	Dec - 19	18.952.75	11.836.61	8.156.22	3.680.39	Used	X1 Series	Private	
212	Jan - 25	June - 20	12.489.04	8.193.54	0.00	8.193.54	Used	3 Series	Private	
213	Jan - 25	Feb - 22	17.867.50	11.494.37	10.051.50	1.442.87	Used	1 Series	Commercial	
214	Jan - 25	Nov - 21	39.474.49	33.146.18	0.00	33.146.18	New	X3 Series	Commercial	
215	Jan - 25	June - 21	72.264.42	59.854.12	0.00	59.854.12	New	8 Series	Private	
216	Jan - 25	June - 21	8.237.59	3.885.42	160.00	3.725.42	Used	Non BMW Group (incl. Motorcycles)	Private	
217	Jan - 25	Mav - 20	54.292.50	48.869.11	0.00	48.869.11	New	X4 Series	Commercial	
218	Jan - 25	Feb - 21	42.054.62	31.413.89	22.273.91	9.139.98	Used	X6 Series	Commercial	
219	Jan - 25	June - 20	32.956.70	17.779.37	0.00	17.779.37	Used	7 Series	Private	
220	Jan - 25	June - 20	10.290.79	3.404.37	575.08	2.829.29	Used	Non BMW Group (incl. Motorcycles)	Private	
221	Jan - 25	Julv - 20	9.310.90	6.625.62	0.00	6.625.62	Used	1 Series	Commercial	
222	Jan - 25	Nov - 22	42.506.14	32.719.00	32.200.00	519.00	New	X1 Series	Private	

# Compartment German Auto Loans 11

## Monthly Investor Report

Reporting Date: Feb 11, 2025  
 Payment Date: Feb 20, 2025  
 Period No.: 33  
 Monthly Period: Jan, 2025  
 Interest Period: Jan 20, 2025 to Feb 20, 2025  
 = 31 days

### 9. Defaulted Amount & Recovery Amount - Loan Level Data

Applicable only if loans have defaulted. Does not include defaulted amounts less than 10.00 EUR.

	Month / Year of Default	Month / Year of Loan Origination	Initial Principal Balance (in EUR)	Principal Balance of Loan at Default (in EUR)	Recovery Total (in EUR)	Principal Balance End of Period (in EUR)	Object Type (new / used)	Vehicle Series	Customer Type (private / commercial)	Out of Deal (Month / Year)
223	Jan - 23	June - 21	2.273.27	340.63	123.12	217.51	Used	3 Series	Private	Jan - 23
224	Nov - 22	Mav - 20	23.263.11	22.848.41	21.725.48	1.122.93	Used	7 Series	Commercial	Feb - 23
225	Jan - 23	Aor - 20	19.194.02	18.353.96	15.972.69	2.381.27	Used	5 Series	Commercial	Mar - 23
226	Jan - 23	Jan - 22	61.989.55	58.787.11	39.493.34	19.293.77	New	1 Series	Private	Apr - 23
227	Jan - 23	Aor - 20	25.854.91	24.838.38	13.917.54	10.920.84	Used	3 Series	Commercial	Apr - 23
228	Feb - 23	Jan - 22	14.589.16	13.786.67	12.403.50	1.383.17	Used	1 Series	Commercial	May - 23
229	Feb - 23	Julv - 21	29.886.33	28.125.51	26.144.23	1.981.28	Used	5 Series	Commercial	May - 23
230	Mav - 23	Dec - 21	23.364.66	270.05	74.84	195.21	Used	3 Series	Private	May - 23
231	Mar - 23	Feb - 21	31.242.26	28.747.12	24.284.01	4.463.11	Used	5 Series	Commercial	July - 23
232	Aor - 23	Mav - 21	8.222.56	7.372.23	5.825.75	1.546.48	Used	5 Series	Private	July - 23
233	Mav - 23	Sept - 20	28.858.27	25.828.42	18.961.42	6.867.00	Used	X6 Series	Commercial	Aug - 23
234	June - 23	Mav - 20	30.748.38	28.886.80	11.734.52	17.152.28	Used	X6 Series	Private	Sept - 23
235	Julv - 23	Oct - 20	80.709.57	74.277.16	50.359.95	23.917.21	New	8 Series	Commercial	Sept - 23
236	Julv - 23	June - 21	17.210.83	15.113.70	10.804.19	4.309.51	Used	3 Series	Private	Sept - 23
237	Mav - 23	Aor - 20	29.011.76	25.890.10	23.263.39	2.626.71	Used	5 Series	Private	Oct - 23
238	Julv - 23	Oct - 20	74.099.83	62.838.80	57.526.07	5.312.73	New	7 Series	Commercial	Oct - 23
239	Aua - 23	Mar - 21	9.167.41	7.723.95	5.860.13	1.863.82	Used	3 Series	Commercial	Oct - 23
240	Aua - 23	Dec - 21	26.662.38	26.425.63	15.264.71	11.160.92	Used	4 Series	Commercial	Nov - 23
241	Sept - 23	Oct - 20	41.520.52	36.132.38	27.270.25	8.862.13	Used	7 Series	Commercial	Nov - 23
242	Sept - 23	Julv - 20	16.611.82	15.383.05	11.859.50	3.523.55	New	MINI	Private	Dec - 23
243	Oct - 23	Mar - 20	13.826.90	11.584.81	9.455.58	2.129.23	Used	1 Series	Private	Jan - 24
244	Jan - 24	Oct - 20	13.342.95	385.33	77.98	307.35	New	Other BMW Group	Private	Jan - 24
245	Dec - 23	Nov - 21	52.423.98	45.414.49	41.348.61	4.065.88	Used	5 Series	Commercial	Feb - 24
246	Dec - 23	Sept - 20	51.650.31	46.662.86	41.662.72	5.000.14	New	X3 Series	Commercial	Feb - 24
247	Mar - 24	Julv - 20	2.395.22	192.21	29.10	163.11	Used	5 Series	Private	Mar - 24
248	Aor - 24	Oct - 20	27.700.81	0.00	-174.53	174.53	New	MINI	Private	Apr - 24
249	Feb - 24	Dec - 21	33.275.77	28.470.11	18.220.53	10.249.58	Used	6 Series	Commercial	May - 24
250	Mar - 24	Dec - 21	73.579.11	63.809.57	58.819.66	4.989.91	New	3 Series	Commercial	May - 24
251	Jan - 24	June - 21	42.690.55	34.718.72	30.216.94	4.501.78	Used	X6 Series	Private	June - 24
252	Mar - 24	Nov - 21	24.748.50	20.337.26	15.992.59	4.344.67	Used	5 Series	Private	June - 24
253	June - 24	June - 21	17.927.73	256.06	68.26	187.80	Used	MINI	Private	June - 24
254	Mar - 24	Feb - 22	52.695.24	44.685.65	11.590.30	33.095.35	Used	5 Series	Commercial	July - 24
255	Aor - 24	Aor - 22	21.515.68	20.356.63	9.486.08	10.870.55	Used	1 Series	Private	July - 24
256	Mav - 24	Nov - 21	71.832.65	63.356.65	54.668.34	8.789.44	New	X6 Series	Commercial	July - 24
257	Mar - 24	Aua - 21	31.959.36	27.489.61	17.133.77	10.355.84	Used	Non BMW Group (incl. Motorcycles)	Commercial	Aug - 24
258	Aor - 24	Jan - 23	18.715.48	17.587.67	2.774.33	14.813.34	Used	X3 Series	Private	Aug - 24
259	Aor - 24	Aua - 22	62.858.82	56.981.53	42.306.36	14.675.17	Used	X5 Series	Commercial	Aug - 24

# Compartment German Auto Loans 11

## Monthly Investor Report

Reporting Date:	Feb 11, 2025
Payment Date:	Feb 20, 2025
Period No.:	33
Monthly Period:	Jan, 2025
Interest Period:	Jan 20, 2025 to Feb 20, 2025 = 31 days

### 9. Defaulted Amount & Recovery Amount - Loan Level Data

Applicable only if loans have defaulted. Does not include defaulted amounts less than 10.00 EUR.

	Month / Year of Default	Month / Year of Loan Origination	Initial Principal Balance (in EUR)	Principal Balance of Loan at Default (in EUR)	Recovery Total (in EUR)	Principal Balance End of Period (in EUR)	Object Type (new / used)	Vehicle Series	Customer Type (private / commercial)	Out of Deal (Month / Year)
260	June - 24	Aug - 21	37.790.10	29.996.14	28.489.91	1.506.23	New	4 Series	Commercial	Aug - 24
261	Julv - 24	Dec - 21	5.671.28	1.765.45	443.53	1.321.92	Used	1 Series	Private	Aug - 24
262	Julv - 24	Mar - 21	47.822.20	41.645.15	35.709.35	5.935.80	New	Z Series	Commercial	Sept - 24
263	Sept - 24	June - 20	7.246.66	255.27	91.15	164.12	Used	1 Series	Private	Sept - 24
264	Aug - 24	Feb - 22	19.894.08	15.186.48	10.920.86	4.265.62	Used	1 Series	Private	Oct - 24
265	Julv - 24	Mar - 21	25.373.85	22.372.52	17.031.41	5.341.11	New	1 Series	Private	Nov - 24
266	Aug - 24	Aug - 21	136.237.83	92.804.94	52.151.85	40.653.09	New	X6 Series	Commercial	Nov - 24
267	Sept - 24	Sept - 21	30.513.24	25.250.35	20.181.88	5.068.47	New	MINI	Private	Nov - 24
268	Nov - 24	Aug - 20	29.744.16	346.67	84.35	262.32	Used	5 Series	Commercial	Nov - 24
269	Oct - 24	Mar - 22	30.349.48	24.290.30	19.272.82	5.017.48	Used	5 Series	Commercial	Dec - 24
270	Oct - 24	Dec - 21	29.654.87	23.559.12	17.542.38	6.016.74	Used	Non BMW Group (incl. Motorcycles)	Commercial	Dec - 24
271	Oct - 24	June - 21	13.465.40	9.726.51	9.075.84	650.67	Used	Non BMW Group (incl. Motorcycles)	Private	Dec - 24
272	Dec - 24	Julv - 21	25.226.46	616.85	203.87	412.98	New	Other BMW Group	Commercial	Dec - 24
273	June - 24	Mar - 21	38.513.57	33.776.26	32.359.45	1.416.81	New	X6 Series	Commercial	Jan - 25
274	Sept - 24	Aug - 21	30.196.39	21.888.96	19.207.00	2.681.96	New	MINI	Commercial	Jan - 25
275	Oct - 24	Nov - 21	43.402.21	27.984.02	21.638.81	6.345.21	Used	X6 Series	Commercial	Jan - 25
276	Oct - 24	Nov - 22	72.946.88	62.793.57	45.994.53	16.799.04	Used	X5 Series	Commercial	Jan - 25

**Compartment German Auto Loans 11**  
**Monthly Investor Report**

Reporting Date:	Feb 11, 2025
Payment Date:	Feb 20, 2025
Period No.:	33
Monthly Period:	Jan, 2025
Interest Period:	Jan 20, 2025 to Feb 20, 2025 = 31 days

**10. Outstanding Note Balance**

1. Note Balance	All Notes	Class A	Class B
<b>Initial Note Information</b>			
ISIN code		XS2464345656	XS2464377345
Currency		EUR	EUR
Legal final maturity		May 2030	May 2030
Rating (Fitch   Moody's   S&P   DBRS)		AAA   Aaa   N/A   N/A	N/A
Initial notes aggregate principal outstanding balance in EUR	828,700,000.00	750,000,000.00	78,700,000.00
Nominal amount per note in EUR		100,000.00	100,000.00
Initial number of notes per class in EUR		7,500	787
<b>Current Note Information</b>			
Notes aggregate principal outstanding balance in EUR - BoP	282,054,374.20	203,354,374.20	78,700,000.00
Available distribution amount in EUR	26,863,464.81		
Redemption per class in EUR		21,186,770.46	0,00
Redemption per note in EUR		2,824.90	0.00
Notes aggregate principal outstanding balance in EUR - EoP	260,867,603.74	182,167,603.74	78,700,000.00
Current pool factor		0.24	1.00
<b>2. Payments to Investor per Note</b>			
		Class A	Class B
Interest Type		Floating Rate	Fixed Rate
Reference Rate		1M_EURIBOR	NONE
Actual Interest Rate		2.824%	NONE
Spread		0.60%	0.00%
Coupon		3.424%	1.00%
Day count fraction		Actual/360	Actual/360
Interest days		31 days	31 days
Principal outstanding per note in EUR - BoP		27,113.92	100,000.00
Principal repayment per note in EUR		2,824.90	0.00
Principal outstanding per note in EUR - EoP		24,289.01	100,000.00
Interest payment per Note in EUR		79.94	86.11

**Compartment German Auto Loans 11**  
**Monthly Investor Report**

Reporting Date:	Feb 11, 2025
Payment Date:	Feb 20, 2025
Period No.:	33
Monthly Period:	Jan, 2025
Interest Period:	Jan 20, 2025 to Feb 20, 2025 = 31 days

**10. Outstanding Note Balance**

<b>3. Credit Enhancement</b>	Initial Period (in EUR)	Initial CE (in %)	Current Period (in EUR)	Current CE (in %)
Class A	750,000,000.00	10.10	182,167,603.74	35.62
Class B	78,700,000.00	0.60	78,700,000.00	7.02
Cash Reserve (+ Overcollateralisation)	4,995,000.00	0.00	19,321,702.01	0.00

BMW Bank GmbH complies with the retention requirement of a material net economic interest in accordance with article 6 of the Securitisation Regulation. A minimum of 5.0% of the net economic interest will be retained on an ongoing basis in form of retention of the Class B Notes and Subordinated Loan.

**4. Clean-Up Call Option**

If the current aggregate outstanding principal balance is less than 10% of the initial aggregate principal balance on the issue date or if all outstanding Class A notes are repaid in full, the seller will have the option under the receivables purchase agreement to demand from the issuer the resale of all outstanding purchased receivables.

Aggregate outstanding principal balance at end of period (in EUR)	275,194,305.75
Clean-Up option exercisable	No



**Compartment German Auto Loans 11**  
**Monthly Investor Report**

Reporting Date:	Feb 11, 2025
Payment Date:	Feb 20, 2025
Period No.:	33
Monthly Period:	Jan, 2025
Interest Period:	Jan 20, 2025 to Feb 20, 2025 = 31 days

**11. Original Principal Balance**

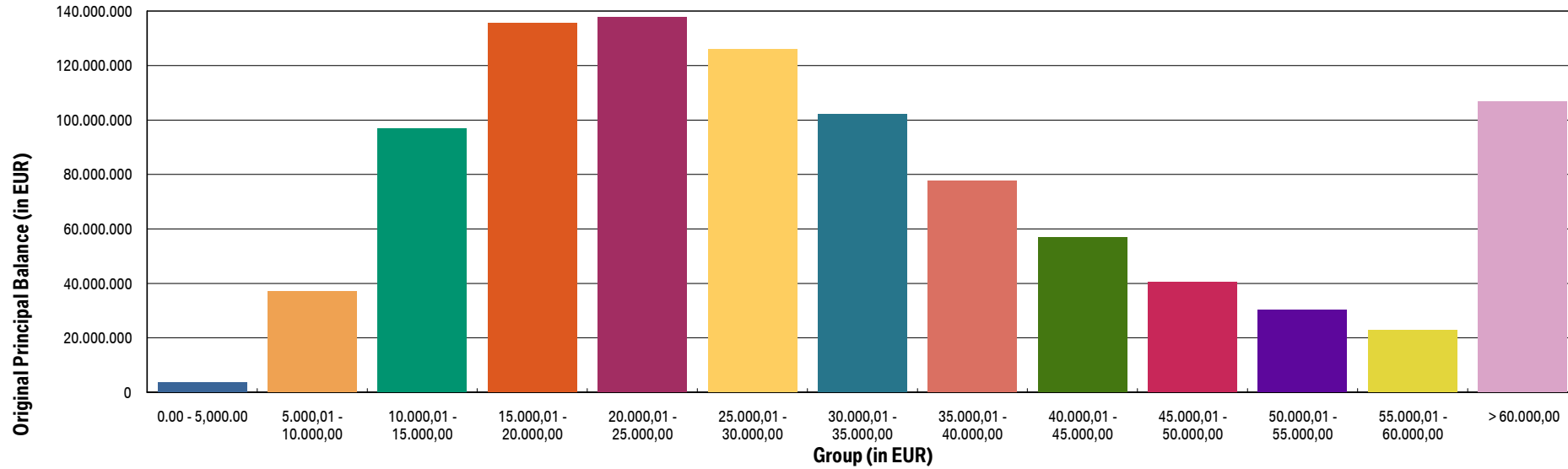
Initial Portfolio as of origination of contract

Group (in EUR) (by Original Principal Balance)	Original Principal Balance (in EUR)	Original Principal Balance (in % of total)	Number of Contracts	Number of Contracts (in % of total)
0.00 - 5.000,00	3,468,752.63	0.36	882	2.14
5.000,01 - 10.000,00	37,025,988.67	3.81	4,637	11.23
10.000,01 - 15.000,00	96,717,364.23	9.94	7,631	18.48
15.000,01 - 20.000,00	135,604,034.99	13.94	7,725	18.70
20.000,01 - 25.000,00	137,735,517.93	14.16	6,129	14.84
25.000,01 - 30.000,00	125,934,336.90	12.94	4,582	11.09
30.000,01 - 35.000,00	102,090,605.63	10.49	3,150	7.63
35.000,01 - 40.000,00	77,542,541.20	7.97	2,071	5.01
40.000,01 - 45.000,00	56,702,324.29	5.83	1,337	3.24
45.000,01 - 50.000,00	40,499,171.39	4.16	853	2.07
50.000,01 - 55.000,00	30,101,767.74	3.09	575	1.39
55.000,01 - 60.000,00	22,687,724.59	2.33	394	0.95
> 60.000,00	106,874,703.08	10.98	1,335	3.23
<b>Total</b>	<b>972,984,833.27</b>	<b>100.00</b>	<b>41,301</b>	<b>100.00</b>

Average: 23,558.39  
 Min: 692.47  
 Max: 319,962.44

**Compartment German Auto Loans 11**  
**Monthly Investor Report**

Reporting Date:	Feb 11, 2025
Payment Date:	Feb 20, 2025
Period No.:	33
Monthly Period:	Jan, 2025
Interest Period:	Jan 20, 2025 to Feb 20, 2025 = 31 days



**Compartment German Auto Loans 11**  
**Monthly Investor Report**

Reporting Date:	Feb 11, 2025
Payment Date:	Feb 20, 2025
Period No.:	33
Monthly Period:	Jan, 2025
Interest Period:	Jan 20, 2025 to Feb 20, 2025 = 31 days

**12. Aggregate Principal Balance**

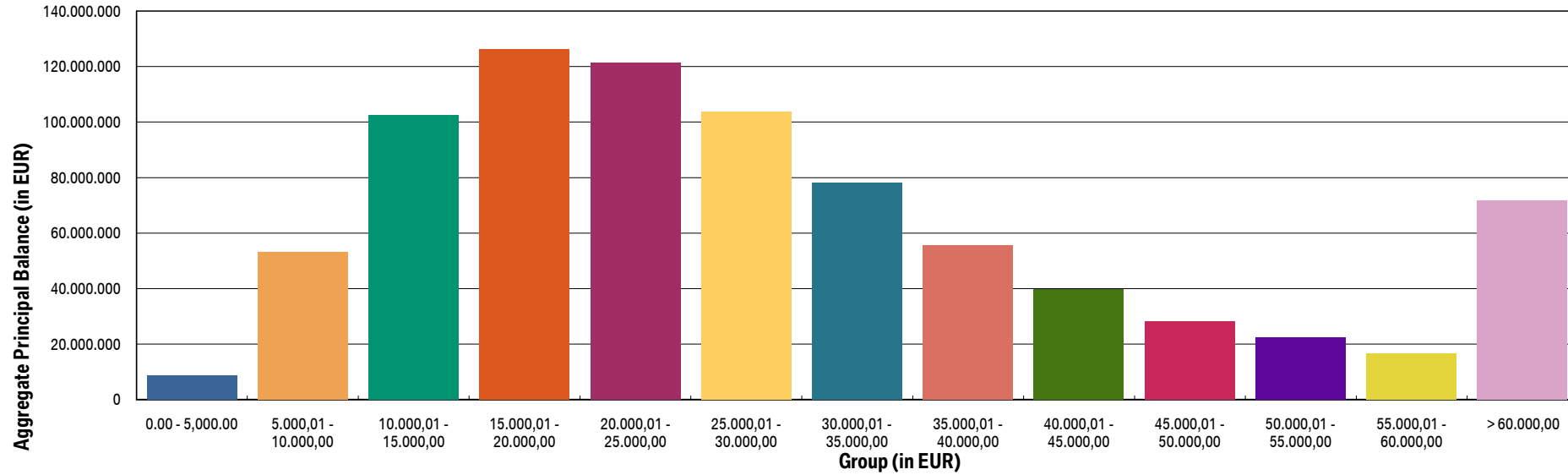
Initial Portfolio

Group (in EUR)	Aggregate Outstanding Principal Balance (in EUR)	Aggregate Outstanding Principal Balance (in % of total)	Number of Contracts	Number of Contracts (in % of total)
0.00 - 5,000.00	8,786,964.09	1.06	2,589	6.27
5,000,01 - 10,000,00	53,150,401.46	6.41	6,933	16.79
10,000,01 - 15,000,00	102,333,494.29	12.35	8,209	19.88
15,000,01 - 20,000,00	126,331,831.22	15.24	7,262	17.58
20,000,01 - 25,000,00	121,290,486.44	14.64	5,421	13.13
25,000,01 - 30,000,00	103,861,541.80	12.53	3,800	9.20
30,000,01 - 35,000,00	78,250,962.58	9.44	2,420	5.86
35,000,01 - 40,000,00	55,576,066.77	6.71	1,492	3.61
40,000,01 - 45,000,00	39,891,872.72	4.81	943	2.28
45,000,01 - 50,000,00	28,225,512.49	3.41	597	1.45
50,000,01 - 55,000,00	22,552,878.74	2.72	430	1.04
55,000,01 - 60,000,00	16,685,301.04	2.01	291	0.70
> 60,000,00	71,762,665.74	8.66	914	2.21
<b>Total</b>	<b>828,699,979.38</b>	<b>100.00</b>	<b>41,301</b>	<b>100.00</b>

Average: 20,064.89  
 Min: 219.67  
 Max: 291,226.37

**Compartment German Auto Loans 11**  
**Monthly Investor Report**

Reporting Date: Feb 11, 2025  
 Payment Date: Feb 20, 2025  
 Period No.: 33  
 Monthly Period: Jan, 2025  
 Interest Period: Jan 20, 2025 to Feb 20, 2025  
 = 31 days



## Compartment German Auto Loans 11

### Monthly Investor Report

Reporting Date:	Feb 11, 2025
Payment Date:	Feb 20, 2025
Period No.:	33
Monthly Period:	Jan, 2025
Interest Period:	Jan 20, 2025 to Feb 20, 2025 = 31 days

### 13. Aggregate Outstanding Principal Balance

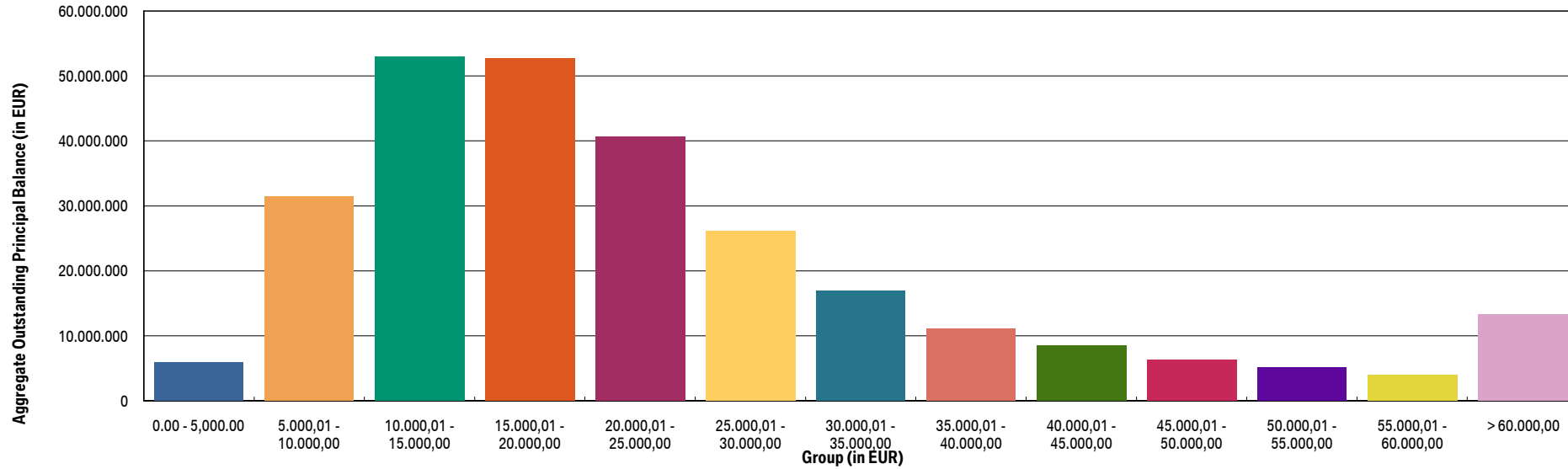
Current Portfolio

Group (in EUR)	Aggregate Outstanding Principal Balance (in EUR)	Aggregate Outstanding Principal Balance (in % of total)	Number of Contracts	Number of Contracts (in % of total)
0.00 - 5,000.00	5,930,925.18	2.16	4,962	24.00
5.000,01 - 10.000,00	31,467,080.12	11.43	4,116	19.91
10.000,01 - 15.000,00	53,025,111.41	19.27	4,265	20.63
15.000,01 - 20.000,00	52,723,528.64	19.16	3,050	14.75
20.000,01 - 25.000,00	40,668,265.91	14.78	1,823	8.82
25.000,01 - 30.000,00	26,109,116.13	9.49	958	4.63
30.000,01 - 35.000,00	16,894,216.82	6.14	523	2.53
35.000,01 - 40.000,00	11,078,723.87	4.03	297	1.44
40.000,01 - 45.000,00	8,551,567.52	3.11	202	0.98
45.000,01 - 50.000,00	6,315,093.31	2.29	133	0.64
50.000,01 - 55.000,00	5,176,743.48	1.88	99	0.48
55.000,01 - 60.000,00	3,958,198.58	1.44	69	0.33
> 60.000,00	13,295,734.78	4.83	174	0.84
<b>Total</b>	<b>275,194,305.75</b>	<b>100.00</b>	<b>20,671</b>	<b>100.00</b>

WA:	13,313.06
Min:	0.00
Max:	227,378.75

**Compartment German Auto Loans 11**  
**Monthly Investor Report**

Reporting Date: Feb 11, 2025  
 Payment Date: Feb 20, 2025  
 Period No.: 33  
 Monthly Period: Jan, 2025  
 Interest Period: Jan 20, 2025 to Feb 20, 2025  
 = 31 days



# Compartment German Auto Loans 11

## Monthly Investor Report

Reporting Date:	Feb 11, 2025
Payment Date:	Feb 20, 2025
Period No.:	33
Monthly Period:	Jan, 2025
Interest Period:	Jan 20, 2025 to Feb 20, 2025 = 31 days

### 14. Down Payments

#### Current Portfolio

Group (in EUR)	Aggregate Outstanding Principal Balance (in EUR)	Aggregate Outstanding Principal Balance (in % of total)	Number of Contracts	Number of Contracts (in % of total)
No Down Payment	60,935,450.22	22.14	4,906	23.73
<=1000	3,776,280.77	1.37	391	1.89
1.000,01 - 2.000,00	12,027,540.33	4.37	1,124	5.44
2.000,01 - 3.000,00	15,812,492.73	5.75	1,499	7.25
3.000,01 - 4.000,00	14,260,912.88	5.18	1,368	6.62
4.000,01 - 5.000,00	27,366,301.59	9.94	2,241	10.84
5.000,01 - 6.000,00	13,793,526.89	5.01	1,111	5.37
6.000,01 - 7.000,00	11,310,624.48	4.11	875	4.23
7.000,01 - 8.000,00	12,740,561.89	4.63	986	4.77
8.000,01 - 9.000,00	6,866,877.28	2.50	484	2.34
9.000,01 - 10.000,00	25,703,371.39	9.34	1,714	8.29
10.000,01 - 11.000,00	4,118,201.64	1.50	262	1.27
11.000,01 - 12.000,00	7,740,453.76	2.81	481	2.33
12.000,01 - 13.000,00	4,808,970.33	1.75	317	1.53
13.000,01 - 14.000,00	3,828,082.57	1.39	230	1.11
14.000,01 - 15.000,00	12,479,434.74	4.53	766	3.71
> 15.000,00	37,625,222.26	13.67	1,916	9.27
<b>Total</b>	<b>275,194,305.75</b>	<b>100.00</b>	<b>20,671</b>	<b>100.00</b>

Minimum Down Payment:	15.43
Maximum Down Payment:	150,000.00
Average Down Payment:	6,603.39
Average Down Payment (customers that made a Down Payment)	8,658.34

**Compartment German Auto Loans 11**  
**Monthly Investor Report**

Reporting Date: Feb 11, 2025  
 Payment Date: Feb 20, 2025  
 Period No.: 33  
 Monthly Period: Jan, 2025  
 Interest Period: Jan 20, 2025 to Feb 20, 2025  
 = 31 days

**15. Borrower Concentration**

Current Portfolio

Borrower (Top 20)	Aggregate Outstanding Principal Balance (in EUR)	Aggregate Outstanding Principal Balance (in % of total)	Number of Contracts	Number of Contracts (in % of total)
1	229,311.33	0.08	2	0.01
2	227,378.75	0.08	1	0.00
3	218,014.81	0.08	1	0.00
4	166,158.06	0.06	1	0.00
5	152,302.54	0.06	1	0.00
6	132,183.79	0.05	1	0.00
7	125,568.76	0.05	1	0.00
8	122,934.49	0.04	2	0.01
9	120,654.20	0.04	1	0.00
10	119,413.85	0.04	1	0.00
11	110,128.66	0.04	1	0.00
12	105,360.73	0.04	4	0.02
13	105,326.30	0.04	1	0.00
14	104,821.32	0.04	1	0.00
15	102,009.89	0.04	1	0.00
16	99,110.17	0.04	1	0.00
17	98,736.25	0.04	1	0.00
18	97,122.46	0.04	2	0.01
19	96,724.80	0.04	1	0.00
20	96,049.35	0.03	1	0.00
<b>Total</b>	<b>2,629,310.51</b>	<b>0.96</b>	<b>26</b>	<b>0.13</b>

<b>Total Portfolio Balance</b>	<b>275,194,305.75</b>
--------------------------------	-----------------------



**Compartment German Auto Loans 11**  
**Monthly Investor Report**

Reporting Date:	Feb 11, 2025
Payment Date:	Feb 20, 2025
Period No.:	33
Monthly Period:	Jan, 2025
Interest Period:	Jan 20, 2025 to Feb 20, 2025 = 31 days

**16. Geographical Distribution**

Initial Portfolio

Post code area	Aggregate Outstanding Principal Balance (in EUR)	Aggregate Outstanding Principal Balance (in % of total)	Number of Contracts	Number of contracts (in % of total)
post code area 0	42,592,070.70	5.14	2,094	5.07
post code area 1	51,357,924.58	6.20	2,327	5.63
post code area 2	79,328,562.42	9.57	3,877	9.39
post code area 3	73,042,095.70	8.81	3,836	9.29
post code area 4	107,617,066.46	12.99	5,291	12.81
post code area 5	100,112,910.83	12.08	5,036	12.19
post code area 6	98,532,624.20	11.89	4,923	11.92
post code area 7	94,860,707.88	11.45	4,984	12.07
post code area 8	109,651,823.36	13.23	5,258	12.73
post code area 9	71,604,193.25	8.64	3,675	8.90
<b>Total</b>	<b>828,699,979.38</b>	<b>100.00</b>	<b>41,301</b>	<b>100.00</b>

**Compartment German Auto Loans 11**  
**Monthly Investor Report**

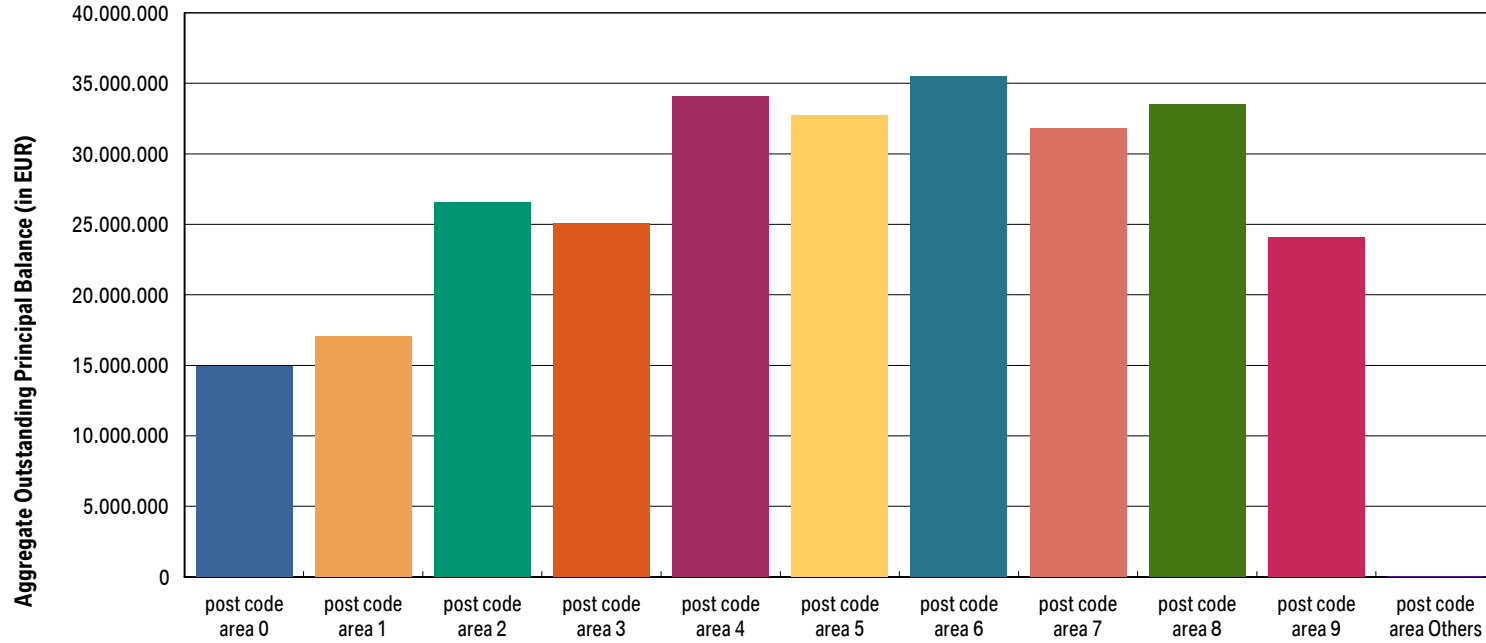
Reporting Date:	Feb 11, 2025
Payment Date:	Feb 20, 2025
Period No.:	33
Monthly Period:	Jan, 2025
Interest Period:	Jan 20, 2025 to Feb 20, 2025 = 31 days

**16. Geographical Distribution**
**Current Portfolio**

Post code area	Aggregate Outstanding Principal Balance (in EUR)	Aggregate Outstanding Principal Balance (in % of total)	Number of Contracts	Number of Contracts (in % of total)
post code area 0	14,891,835.14	5.41	1,115	5.39
post code area 1	17,030,636.84	6.19	1,169	5.66
post code area 2	26,534,057.65	9.64	1,990	9.63
post code area 3	25,095,308.61	9.12	1,922	9.30
post code area 4	34,105,703.52	12.39	2,630	12.72
post code area 5	32,693,180.06	11.88	2,490	12.05
post code area 6	35,498,301.80	12.90	2,729	13.20
post code area 7	31,767,723.04	11.54	2,468	11.94
post code area 8	33,485,671.96	12.17	2,328	11.26
post code area 9	24,073,642.96	8.75	1,823	8.82
post code area Others	18,244.17	0.01	7	0.03
<b>Total</b>	<b>275,194,305.75</b>	<b>100.00</b>	<b>20,671</b>	<b>100.00</b>

**Compartment German Auto Loans 11**  
**Monthly Investor Report**

Reporting Date: Feb 11, 2025  
 Payment Date: Feb 20, 2025  
 Period No.: 33  
 Monthly Period: Jan, 2025  
 Interest Period: Jan 20, 2025 to Feb 20, 2025  
 = 31 days



# Compartment German Auto Loans 11

## Monthly Investor Report

Reporting Date:	Feb 11, 2025
Payment Date:	Feb 20, 2025
Period No.:	33
Monthly Period:	Jan, 2025
Interest Period:	Jan 20, 2025 to Feb 20, 2025 = 31 days

### 17. Car Type & Customer Group

#### Initial Portfolio

Car Type	Aggregate Outstanding Principal Balance (in EUR)	Aggregate Outstanding Principal Balance (in % of total)	Number of Contracts	Number of Contracts (in % of total)
New	353,243,188.04	42.63	12,949	31.35
Used	475,456,791.34	57.37	28,352	68.65
<b>Total</b>	<b>828,699,979.38</b>	<b>100.00</b>	<b>41,301</b>	<b>100.00</b>

Customer Group	Aggregate Outstanding Principal Balance (in EUR)	Aggregate Outstanding Principal Balance (in % of total)	Number of Contracts	Number of Contracts (in % of total)
Commercial	227,906,404.70	27.50	7,732	18.72
Private Individual	600,793,574.68	72.50	33,569	81.28
<b>Total</b>	<b>828,699,979.38</b>	<b>100.00</b>	<b>41,301</b>	<b>100.00</b>

#### Current Portfolio

Car Type	Aggregate Outstanding Principal Balance (in EUR)	Aggregate Outstanding Principal Balance (in % of total)	Number of Contracts	Number of Contracts (in % of total)
New	102,080,259.05	37.09	5,441	26.32
Used	173,114,046.70	62.91	15,230	73.68
<b>Total</b>	<b>275,194,305.75</b>	<b>100.00</b>	<b>20,671</b>	<b>100.00</b>

Customer Group	Aggregate Outstanding Principal Balance (in EUR)	Aggregate Outstanding Principal Balance (in % of total)	Number of Contracts	Number of Contracts (in % of total)
Commercial	72,328,693.28	26.28	3,791	18.34
Private Individual	202,865,612.47	73.72	16,880	81.66
<b>Total</b>	<b>275,194,305.75</b>	<b>100.00</b>	<b>20,671</b>	<b>100.00</b>

**Compartment German Auto Loans 11**  
**Monthly Investor Report**

Reporting Date:	Feb 11, 2025
Payment Date:	Feb 20, 2025
Period No.:	33
Monthly Period:	Jan, 2025
Interest Period:	Jan 20, 2025 to Feb 20, 2025 = 31 days

**18. Fuel Type**

Current Portfolio

Fuel Type	Aggregate Outstanding Principal Balance (in EUR)	Aggregate Outstanding Principal Balance (in % of total)	Number of Contracts	Number of Contracts (in % of total)
B	124,857,568.34	45.37	9,891	47.85
D	115,665,697.12	42.03	8,679	41.99
E	3,947,374.52	1.43	285	1.38
U	13,453,904.87	4.89	935	4.52
X	10,254,786.50	3.73	596	2.88
Y	7,014,974.40	2.55	285	1.38
<b>Total</b>	<b>275,194,305.75</b>	<b>100.00</b>	<b>20,671</b>	<b>100.00</b>

B = Petrol; D = Diesel; E = Electric; G = LPG, H = Hydrogen; M = Methane; T = Ethanol; X = Hybrid-Petrol; Y = Hybrid-Diesel; Z = Hydrogen-Electric; U = Undefined.

**Compartment German Auto Loans 11**  
**Monthly Investor Report**

Reporting Date:	Feb 11, 2025
Payment Date:	Feb 20, 2025
Period No.:	33
Monthly Period:	Jan, 2025
Interest Period:	Jan 20, 2025 to Feb 20, 2025 = 31 days

**19. CO2 Emission Classes (EPCV)**

Current Portfolio

CO2 Emission Classes (EPCV)	Aggregate Outstanding Principal Balance (in EUR)	Aggregate Outstanding Principal Balance (in % of total)	Number of Contracts	Number of Contracts (in % of total)
A	3,917,714.03	1.42	281	1.36
B	9,140,690.04	3.32	384	1.86
C	2,577.72	0.00	1	0.00
D	9,673,424.84	3.52	642	3.11
E	36,640,592.61	13.31	2,302	11.14
F	36,680,881.95	13.33	2,278	11.02
G	85,890,179.84	31.21	3,949	19.10
U	93,248,244.72	33.88	10,834	52.41
<b>Total</b>	<b>275,194,305.75</b>	<b>100.00</b>	<b>20,671</b>	<b>100.00</b>

**EPCV = Energy Performance Certificate Value**

Defined CO2 emission classes (U = Unknown) :

- A = 0 g/km
- B = 1 - 95 g/km
- C = 96 - 115 g/km
- D = 116 - 135 g/km
- E = 136 - 155 g/km
- F = 156 - 175 g/km
- G > 176 g/km

**Compartment German Auto Loans 11**  
**Monthly Investor Report**

Reporting Date:	Feb 11, 2025
Payment Date:	Feb 20, 2025
Period No.:	33
Monthly Period:	Jan, 2025
Interest Period:	Jan 20, 2025 to Feb 20, 2025 = 31 days

**20. Delinquencies**

Initial Portfolio

Days past due	Aggregate Outstanding Principal Balance (in EUR)	Aggregate Outstanding Principal Balance (in % of total)	Number of Contracts	Number of Contracts (in % of total)
1 - 30	0.00	0.00	0	0.00
31 - 60	0.00	0.00	0	0.00
61 - 90	0.00	0.00	0	0.00
91 - 120	0.00	0.00	0	0.00
> 120	0.00	0.00	0	0.00
<b>Total</b>	<b>0.00</b>	<b>0.00</b>	<b>0</b>	<b>0.00</b>

Current Portfolio

Days past due	Aggregate Outstanding Principal Balance (in EUR)	Aggregate Outstanding Principal Balance (in % of total)	Number of Contracts	Number of Contracts (in % of total)
1 - 30	5,144,895.48	1.87	296	1.43
31 - 60	1,075,320.46	0.39	61	0.30
61 - 90	314,610.34	0.11	17	0.08
91 - 120	222,169.33	0.08	11	0.05
> 120	728,731.29	0.26	39	0.19
<b>Total</b>	<b>7,485,726.90</b>	<b>2.72</b>	<b>424</b>	<b>2.05</b>

# Compartment German Auto Loans 11

## Monthly Investor Report

Reporting Date:	Feb 11, 2025
Payment Date:	Feb 20, 2025
Period No.:	33
Monthly Period:	Jan, 2025
Interest Period:	Jan 20, 2025 to Feb 20, 2025 = 31 days

### 21. Delinquencies Analysis

Monthly Period	Performing (in EUR)	31-60 days past due (in EUR)	61-90 days past due (in EUR)	91-120 days past due (in EUR)	>120 days past due (in EUR)
May - 22	828,699,983.18	0.00	0.00	0.00	0.00
June - 22	828,586,387.15	113,498.64	0.00	0.00	0.00
July - 22	828,466,085.58	120,327.09	113,498.64	0.00	0.00
Aug - 22	828,398,313.82	194,333.75	30,628.20	76,661.87	0.00
Sept - 22	828,142,592.11	347,969.67	115,188.06	30,628.20	63,449.86
Oct - 22	828,038,746.63	315,143.34	239,033.41	67,036.02	39,979.67
Nov - 22	827,936,941.27	498,898.44	97,108.76	118,259.40	48,731.82
Dec - 22	827,871,943.81	428,843.09	242,716.75	60,094.64	96,321.83
Jan - 23	827,820,131.02	416,018.93	241,529.63	174,902.54	47,360.36
Feb - 23	827,949,245.19	341,729.53	242,605.40	57,308.36	109,035.85
Mar - 23	827,566,197.49	656,613.74	215,976.70	172,570.84	88,624.36
Apr - 23	827,021,561.41	1,043,833.83	307,839.77	124,408.50	202,348.97
May - 23	798,913,241.27	696,824.31	556,882.55	152,674.12	287,905.80
June - 23	768,207,783.03	830,072.37	400,984.35	467,621.22	315,649.00
July - 23	737,663,847.42	854,033.97	203,105.59	246,020.49	566,095.69
Aug - 23	707,281,321.44	893,057.13	230,085.07	90,047.08	625,633.67
Sept - 23	677,735,069.36	808,641.28	378,739.49	153,325.69	410,072.05
Oct - 23	647,635,926.14	902,562.85	403,967.85	182,407.47	327,542.98
Nov - 23	618,596,981.68	794,819.44	502,418.23	254,841.89	386,473.74
Dec - 23	590,499,423.29	1,178,239.70	333,114.86	257,744.94	390,031.37
Jan - 24	561,624,377.10	1,169,860.92	581,598.45	218,685.32	639,944.55
Feb - 24	538,365,681.12	1,046,898.72	580,343.50	275,260.85	565,236.45
Mar - 24	512,611,755.83	1,144,297.85	660,383.03	297,988.00	720,344.68
Apr - 24	486,126,489.65	848,729.25	749,769.55	444,956.29	589,598.80
May - 24	461,152,170.33	817,971.12	293,895.92	544,602.60	781,591.29
June - 24	435,125,259.98	1,069,980.17	516,554.55	184,895.03	960,711.58
July - 24	408,264,026.06	1,198,938.53	398,100.21	229,694.56	854,819.83
Aug - 24	383,295,881.03	1,257,150.58	687,579.73	311,637.66	696,264.18
Sept - 24	359,851,827.72	1,320,804.09	683,982.38	451,534.22	521,528.43





**Compartment German Auto Loans 11**  
**Monthly Investor Report**

Reporting Date: Feb 11, 2025  
 Payment Date: Feb 20, 2025  
 Period No.: 33  
 Monthly Period: Jan, 2025  
 Interest Period: Jan 20, 2025 to Feb 20, 2025  
 = 31 days

**21. Delinquencies Analysis**

Monthly Period	Performing (in EUR)	31-60 days past due (in EUR)	61-90 days past due (in EUR)	91-120 days past due (in EUR)	>120 days past due (in EUR)
Oct - 24	336,256,988.51	988,654.66	770,479.14	304,139.22	678,201.42
Nov - 24	315,732,350.24	525,724.58	628,290.01	434,611.01	813,571.75
Dec - 24	293,154,267.71	1,196,190.81	378,657.50	420,169.86	828,755.57
Jan - 25	272,853,474.33	1,075,320.46	314,610.34	222,169.33	728,731.29

**Compartment German Auto Loans 11**  
**Monthly Investor Report**

Reporting Date:	Feb 11, 2025
Payment Date:	Feb 20, 2025
Period No.:	33
Monthly Period:	Jan, 2025
Interest Period:	Jan 20, 2025 to Feb 20, 2025 = 31 days

**22. Seasoning**

Initial Portfolio

Group (in months)	Aggregate Outstanding Principal Balance (in EUR)	Aggregate Outstanding Principal Balance (in % of total)	Number of Contracts	Number of Contracts (in % of total)
<= 6	234,141,092.14	28.25	9,757	23.62
> 6 - <= 12	242,922,880.74	29.31	11,832	28.65
> 12 - <= 24	310,058,611.35	37.42	17,189	41.62
> 24 - <= 36	40,519,309.75	4.89	2,446	5.92
> 36 - <= 42	1,058,085.40	0.13	77	0.19
> 42 - <= 48	0.00	0.00	0	0.00
> 48 - <= 53	0.00	0.00	0	0.00
> 53	0.00	0.00	0	0.00
<b>Total</b>	<b>828,699,979.38</b>	<b>100.00</b>	<b>41,301</b>	<b>100.00</b>

WA Seasoning (in months): 12.07

Min (in months): 2.00

Max (in months): 39.00

**Compartment German Auto Loans 11**  
**Monthly Investor Report**

Reporting Date:	Feb 11, 2025
Payment Date:	Feb 20, 2025
Period No.:	33
Monthly Period:	Jan, 2025
Interest Period:	Jan 20, 2025 to Feb 20, 2025 = 31 days

**22. Seasoning**

Current Portfolio

Group (in months)	Aggregate Outstanding Principal Balance (in EUR)	Aggregate Outstanding Principal Balance (in % of total)	Number of Contracts	Number of Contracts (in % of total)
<= 6	0.00	0.00	0	0.00
> 6 - <= 12	0.00	0.00	0	0.00
> 12 - <= 24	4,884,147.33	1.77	229	1.11
> 24 - <= 36	90,359,055.49	32.83	5,602	27.10
> 36 - <= 42	86,290,565.50	31.36	6,714	32.48
> 42 - <= 48	45,306,181.12	16.46	3,642	17.62
> 48 - <= 53	29,643,656.33	10.77	2,649	12.82
> 53	18,710,699.98	6.80	1,835	8.88
<b>Total</b>	<b>275,194,305.75</b>	<b>100.00</b>	<b>20,671</b>	<b>100.00</b>

WA Seasoning (in months): 40.09  
 Min (in months): 23.00  
 Max (in months): 71.00

**Compartment German Auto Loans 11**  
**Monthly Investor Report**

Reporting Date:	Feb 11, 2025
Payment Date:	Feb 20, 2025
Period No.:	33
Monthly Period:	Jan, 2025
Interest Period:	Jan 20, 2025 to Feb 20, 2025 = 31 days

**23. Remaining Term**

Initial Portfolio

Group (in months)	Aggregate Outstanding Principal Balance (in EUR)	Aggregate Outstanding Principal Balance (in % of total)	Number of Contracts	Number of Contracts (in % of total)
<= 6	4,873,281.28	0.59	667	1.61
> 6 - <= 12	28,512,625.86	3.44	2,364	5.72
> 12 - <= 24	168,513,531.77	20.33	10,463	25.33
> 24 - <= 36	257,862,147.29	31.12	12,603	30.51
> 36 - <= 42	121,200,606.27	14.63	5,625	13.62
> 42 - <= 48	104,153,699.30	12.57	4,326	10.47
> 48 - <= 53	63,126,724.74	7.62	2,435	5.90
> 53	80,457,362.87	9.71	2,818	6.82
<b>Total</b>	<b>828,699,979.38</b>	<b>100.00</b>	<b>41,301</b>	<b>100.00</b>

WA Remaining Term (in months): 34.44  
 Min (in months): 3.00  
 Max (in months): 60.00

**Compartment German Auto Loans 11**  
**Monthly Investor Report**

Reporting Date:	Feb 11, 2025
Payment Date:	Feb 20, 2025
Period No.:	33
Monthly Period:	Jan, 2025
Interest Period:	Jan 20, 2025 to Feb 20, 2025 = 31 days

**23. Remaining Term**

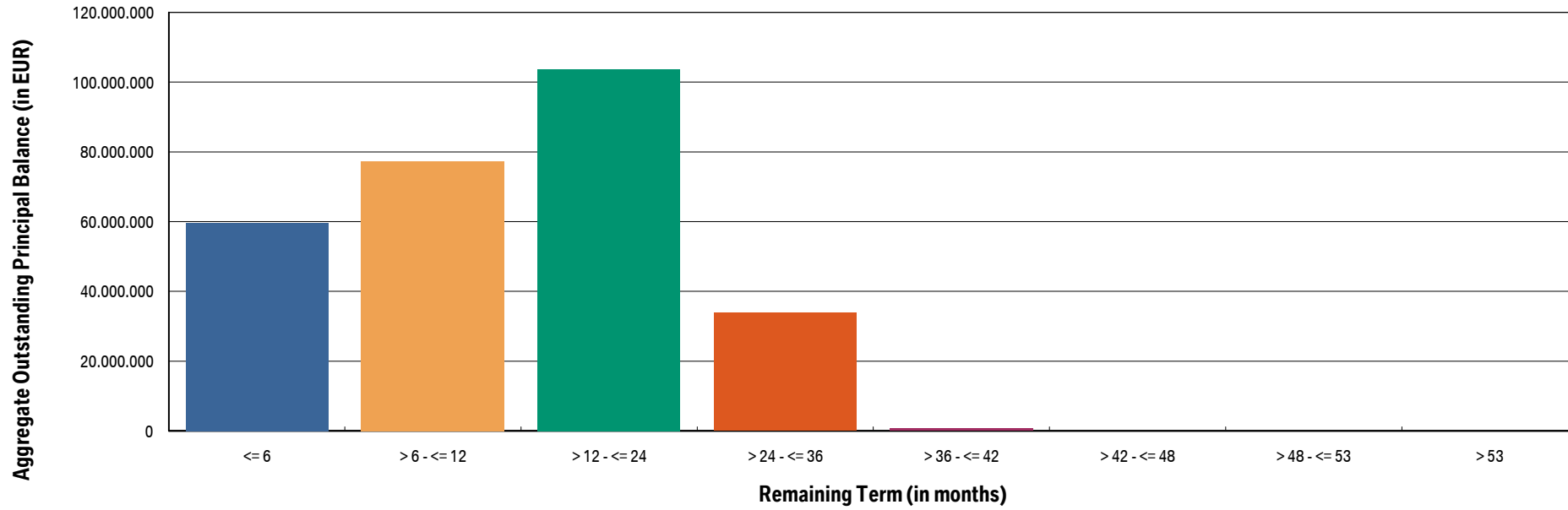
Current Portfolio

Group (in months)	Aggregate Outstanding Principal Balance (in EUR)	Aggregate Outstanding Principal Balance (in % of total)	Number of Contracts	Number of Contracts (in % of total)
<= 6	59,597,733.37	21.66	7,799	37.73
> 6 - <= 12	77,262,861.79	28.08	5,424	26.24
> 12 - <= 24	103,759,197.26	37.70	5,894	28.51
> 24 - <= 36	33,874,576.06	12.31	1,529	7.40
> 36 - <= 42	699,937.27	0.25	25	0.12
> 42 - <= 48	0.00	0.00	0	0.00
> 48 - <= 53	0.00	0.00	0	0.00
> 53	0.00	0.00	0	0.00
<b>Total</b>	<b>275,194,305.75</b>	<b>100.00</b>	<b>20,671</b>	<b>100.00</b>

WA Remaining Term (in months): 14.10  
 Min (in months): 0.00  
 Max (in months): 37.00

**Compartment German Auto Loans 11**  
**Monthly Investor Report**

Reporting Date:	Feb 11, 2025
Payment Date:	Feb 20, 2025
Period No.:	33
Monthly Period:	Jan, 2025
Interest Period:	Jan 20, 2025 to Feb 20, 2025 = 31 days



**Compartment German Auto Loans 11**  
**Monthly Investor Report**

Reporting Date:	Feb 11, 2025
Payment Date:	Feb 20, 2025
Period No.:	33
Monthly Period:	Jan, 2025
Interest Period:	Jan 20, 2025 to Feb 20, 2025 = 31 days

**24. Original Term**

Initial Portfolio

Group (in months)	Aggregate Outstanding Principal Balance (in EUR)	Aggregate Outstanding Principal Balance (in % of total)	Number of Contracts	Number of Contracts (in % of total)
<= 6	0.00	0.00	0	0.00
> 6 - <= 12	186,659.27	0.02	70	0.17
> 12 - <= 24	27,587,012.48	3.33	2,814	6.81
> 24 - <= 36	334,249,255.64	40.33	17,665	42.77
> 36 - <= 42	5,910,515.07	0.71	377	0.91
> 42 - <= 48	156,867,316.52	18.93	7,791	18.86
> 48 - <= 53	12,656,144.98	1.53	634	1.54
> 53	291,243,075.42	35.14	11,950	28.93
<b>Total</b>	<b>828,699,979.38</b>	<b>100.00</b>	<b>41,301</b>	<b>100.00</b>

WA Original Term (in months): 46.50  
 Min (in months): 12.00  
 Max (in months): 96.00

**Compartment German Auto Loans 11**  
**Monthly Investor Report**

Reporting Date:	Feb 11, 2025
Payment Date:	Feb 20, 2025
Period No.:	33
Monthly Period:	Jan, 2025
Interest Period:	Jan 20, 2025 to Feb 20, 2025 = 31 days

**24. Original Term**

Current Portfolio

Group (in months)	Aggregate Outstanding Principal Balance (in EUR)	Aggregate Outstanding Principal Balance (in % of total)	Number of Contracts	Number of Contracts (in % of total)
<= 6	0.00	0.00	0	0.00
> 6 - <= 12	0.00	0.00	0	0.00
> 12 - <= 24	93,872.01	0.03	52	0.25
> 24 - <= 36	30,312,595.24	11.01	3,624	17.53
> 36 - <= 42	1,485,507.70	0.54	177	0.86
> 42 - <= 48	64,159,530.18	23.31	5,099	24.67
> 48 - <= 53	6,188,838.75	2.25	560	2.71
> 53	172,953,961.87	62.85	11,159	53.98
<b>Total</b>	<b>275,194,305.75</b>	<b>100.00</b>	<b>20,671</b>	<b>100.00</b>

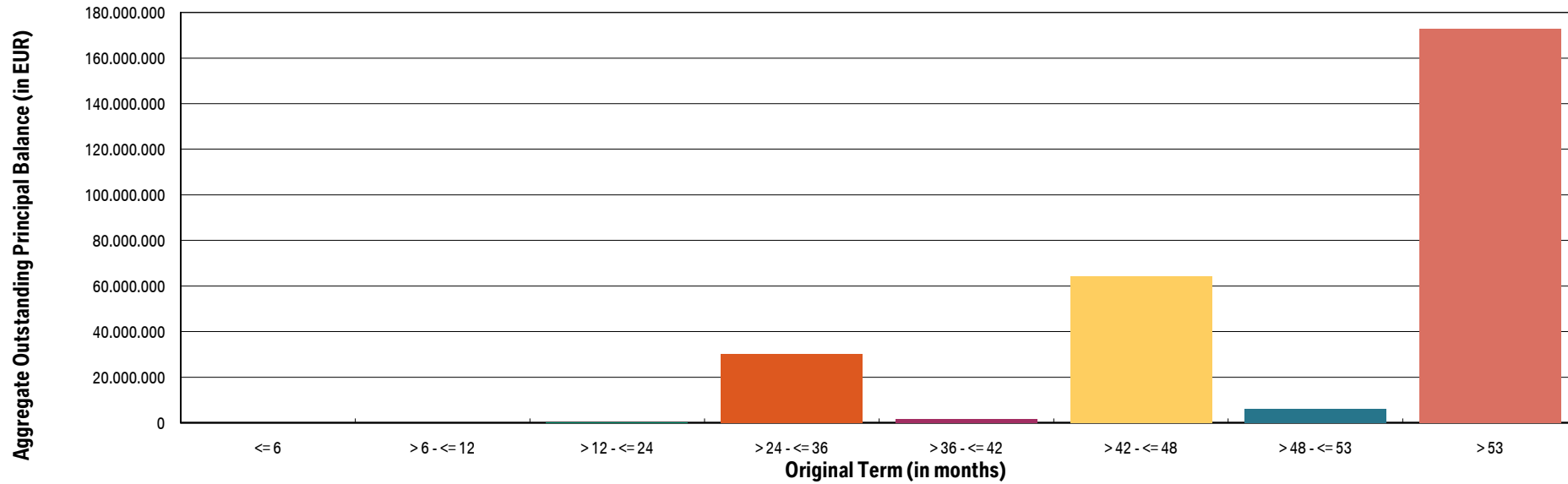
WA Original Term (in months): 54.21  
 Min (in months): 19.00  
 Max (in months): 96.00





**Compartment German Auto Loans 11**  
**Monthly Investor Report**

Reporting Date:	Feb 11, 2025
Payment Date:	Feb 20, 2025
Period No.:	33
Monthly Period:	Jan, 2025
Interest Period:	Jan 20, 2025 to Feb 20, 2025 = 31 days



**Compartment German Auto Loans 11**  
**Monthly Investor Report**

Reporting Date:	Feb 11, 2025
Payment Date:	Feb 20, 2025
Period No.:	33
Monthly Period:	Jan, 2025
Interest Period:	Jan 20, 2025 to Feb 20, 2025 = 31 days

**25. Vehicle Class**

Initial Portfolio

Group	Aggregate Outstanding Principal Balance (in EUR)	Aggregate Outstanding Principal Balance (in % of total)	Number of Contracts	Number of Contracts (in % of total)
BMW 1 Series	74,820,859.22	9.03	5,523	13.37
BMW 2 Series	65,783,236.39	7.94	3,622	8.77
BMW 3 Series	86,868,298.74	10.48	4,665	11.30
BMW 4 Series	44,600,162.47	5.38	1,706	4.13
BMW 5 Series	94,664,754.78	11.42	4,016	9.72
BMW 6 Series	6,374,275.25	0.77	217	0.53
BMW 7 Series	13,267,870.38	1.60	392	0.95
BMW 8 Series	7,417,895.61	0.90	98	0.24
BMW X1 Series	61,257,759.96	7.39	3,317	8.03
BMW X2 Series	13,963,155.25	1.68	595	1.44
BMW X3 Series	59,052,981.31	7.13	2,326	5.63
BMW X4 Series	21,675,300.78	2.62	746	1.81
BMW X5 Series	59,014,303.25	7.12	1,543	3.74
BMW X6 Series	19,053,698.79	2.30	447	1.08
BMW X7 Series	8,826,715.08	1.07	121	0.29
BMW Z Series	12,196,571.55	1.47	390	0.94
BMW i Series	7,968,610.31	0.96	314	0.76
MINI	105,403,569.95	12.72	6,734	16.30
Non BMW Group Models (incl. Motorcycles)	38,058,931.01	4.59	1,887	4.57
Other BMW Group (incl. Motorcycles)	28,431,029.30	3.43	2,642	6.40
<b>Total</b>	<b>828,699,979.38</b>	<b>100.00</b>	<b>41,301</b>	<b>100.00</b>

# Compartment German Auto Loans 11

## Monthly Investor Report

Reporting Date:	Feb 11, 2025
Payment Date:	Feb 20, 2025
Period No.:	33
Monthly Period:	Jan, 2025
Interest Period:	Jan 20, 2025 to Feb 20, 2025 = 31 days

### 25. Vehicle Class

#### Current Portfolio

Group	Aggregate Outstanding Principal Balance (in EUR)	Aggregate Outstanding Principal Balance (in % of total)	Number of Contracts	Number of Contracts (in % of total)
BMW 1 Series	21,602,774.07	7.85	2,591	12.53
BMW 2 Series	21,632,778.13	7.86	1,846	8.93
BMW 3 Series	31,292,119.89	11.37	2,516	12.17
BMW 4 Series	16,080,571.77	5.84	911	4.41
BMW 5 Series	34,502,974.89	12.54	2,337	11.31
BMW 6 Series	2,507,072.28	0.91	133	0.64
BMW 7 Series	4,489,478.08	1.63	197	0.95
BMW 8 Series	2,939,076.63	1.07	63	0.30
BMW X1 Series	21,310,502.16	7.74	1,854	8.97
BMW X2 Series	5,533,467.79	2.01	389	1.88
BMW X3 Series	23,001,528.61	8.36	1,374	6.65
BMW X4 Series	8,453,117.87	3.07	464	2.24
BMW X5 Series	21,316,874.58	7.75	869	4.20
BMW X6 Series	6,222,875.98	2.26	205	0.99
BMW X7 Series	2,788,069.61	1.01	67	0.32
BMW Z Series	3,571,359.63	1.30	167	0.81
MINI	28,647,937.02	10.41	3,069	14.85
Non BMW Group Models (incl. Motorcycles)	14,511,019.06	5.27	961	4.65
Other BMW Group (incl. Motorcycles)	4,790,707.70	1.74	658	3.18
<b>Total</b>	<b>275,194,305.75</b>	<b>100.00</b>	<b>20,671</b>	<b>100.00</b>

**Compartment German Auto Loans 11**  
**Monthly Investor Report**

Reporting Date:	Feb 11, 2025
Payment Date:	Feb 20, 2025
Period No.:	33
Monthly Period:	Jan, 2025
Interest Period:	Jan 20, 2025 to Feb 20, 2025 = 31 days

**26. Payment Type**

Initial Portfolio:

Group	Aggregate Outstanding Principal Balance (in EUR)	Aggregate Outstanding Principal Balance (in % of total)	Number of Contracts	Number of Contracts (in % of total)
Direct debit	827,460,604.21	99.85	41,245	99.86
Self payment	1,239,375.17	0.15	56	0.14
<b>Total</b>	<b>828,699,979.38</b>	<b>100.00</b>	<b>41,301</b>	<b>100.00</b>

Current Portfolio

Group	Aggregate Outstanding Principal Balance (in EUR)	Aggregate Outstanding Principal Balance (in % of total)	Number of Contracts	Number of Contracts (in % of total)
Direct debit	271,646,803.06	98.71	20,420	98.79
Self payment	3,547,502.69	1.29	251	1.21
<b>Total</b>	<b>275,194,305.75</b>	<b>100.00</b>	<b>20,671</b>	<b>100.00</b>



**Compartment German Auto Loans 11**  
**Monthly Investor Report**

Reporting Date:	Feb 11, 2025
Payment Date:	Feb 20, 2025
Period No.:	33
Monthly Period:	Jan, 2025
Interest Period:	Jan 20, 2025 to Feb 20, 2025 = 31 days

**27. Interest Rates**

Weighted Average Nominal Interest Rate (in %)		
Aggregate Outstanding Principal Balance (Initial)	828,699,979.38	3.04
Aggregate Outstanding Principal Balance	275,194,305.75	3.23

**Compartment German Auto Loans 11**  
**Monthly Investor Report**

Reporting Date:	Feb 11, 2025
Payment Date:	Feb 20, 2025
Period No.:	33
Monthly Period:	Jan, 2025
Interest Period:	Jan 20, 2025 to Feb 20, 2025 = 31 days

**28. Credit Type**

Initial Portfolio

Credit Type	Aggregate Outstanding Principal Balance (in EUR)	Aggregate Outstanding Principal Balance (in % of total)	Number of Contracts	Number of Contracts (in % of total)
Balloon	822,713,113.07	99.28	40,322	97.63
Equal Instalment Loan	5,986,866.31	0.72	979	2.37
<b>Total</b>	<b>828,699,979.38</b>	<b>100.00</b>	<b>41,301</b>	<b>100.00</b>

Current Portfolio

Credit Type	Aggregate Outstanding Principal Balance (in EUR)	Aggregate Outstanding Principal Balance (in % of total)	Number of Contracts	Number of Contracts (in % of total)
Balloon	274,166,258.84	99.63	20,367	98.53
Equal Instalment Loan	1,028,046.91	0.37	304	1.47
<b>Total</b>	<b>275,194,305.75</b>	<b>100.00</b>	<b>20,671</b>	<b>100.00</b>

**Compartment German Auto Loans 11**  
**Monthly Investor Report**

Reporting Date:	Feb 11, 2025
Payment Date:	Feb 20, 2025
Period No.:	33
Monthly Period:	Jan, 2025
Interest Period:	Jan 20, 2025 to Feb 20, 2025 = 31 days

**29. Contracts per Customer**

Initial Portfolio

Group	Aggregate Outstanding Principal Balance (in EUR)	Aggregate Outstanding Principal Balance (in % of total)	Number of Contracts	Number of Contracts (in % of total)
1	800,321,789.47	96.58	40,236	97.42
2 - 4	24,699,630.97	2.98	927	2.24
5 - 7	1,792,848.78	0.22	52	0.13
8 - 10	160,681.85	0.02	9	0.02
> 10	1,725,028.31	0.21	77	0.19
<b>Total</b>	<b>828,699,979.38</b>	<b>100.00</b>	<b>41,301</b>	<b>100.00</b>

Current Portfolio

Group	Aggregate Outstanding Principal Balance (in EUR)	Aggregate Outstanding Principal Balance (in % of total)	Number of Contracts	Number of Contracts (in % of total)
1	270,393,953.38	98.26	20,368	98.53
2 - 4	4,722,474.08	1.72	271	1.31
5 - 7	0.00	0.00	0	0.00
8 - 10	50,486.06	0.02	9	0.04
> 10	27,392.23	0.01	23	0.11
<b>Total</b>	<b>275,194,305.75</b>	<b>100.00</b>	<b>20,671</b>	<b>100.00</b>

**Compartment German Auto Loans 11**  
**Monthly Investor Report**

Reporting Date: Feb 11, 2025  
 Payment Date: Feb 20, 2025  
 Period No.: 33  
 Monthly Period: Jan, 2025  
 Interest Period: Jan 20, 2025 to Feb 20, 2025  
 = 31 days

**30. Amortisation**

Initial Portfolio

Period	Principal Balance (in EUR)
	828,699,979.38
1	817,669,491.44
2	806,609,774.67
3	794,847,846.85
4	782,960,636.67
5	771,109,973.99
6	758,369,082.47
7	745,493,936.73
8	732,629,307.02
9	719,679,230.97
10	707,169,858.34
11	689,071,929.28
12	671,466,255.44
13	654,061,171.79
14	635,703,948.96
15	617,714,922.17
16	598,081,709.11
17	577,964,001.46
18	557,069,185.42
19	536,868,053.88
20	516,576,829.66
21	496,841,257.58
22	480,950,125.98
23	464,446,075.72
24	446,077,545.88
25	425,694,773.98
26	404,531,342.40
27	383,412,463.97
28	362,394,351.49
29	342,420,811.27
30	322,426,352.95

Current Portfolio

Period	Principal Balance in EUR	Reduction in EUR
	275,194,305.75	
1	257,418,869.34	17,775,436.41
2	245,466,453.69	11,952,415.65
3	232,540,381.86	12,926,071.83
4	220,664,217.67	11,876,164.19
5	207,218,671.52	13,445,546.15
6	193,631,103.82	13,587,567.70
7	180,298,368.12	13,332,735.70
8	166,641,483.63	13,656,884.49
9	150,297,074.25	16,344,409.38
10	136,266,529.01	14,030,545.24
11	122,897,867.78	13,368,661.23
12	112,375,491.08	10,522,376.70
13	103,703,861.23	8,671,629.85
14	97,164,206.97	6,539,654.26
15	89,508,145.85	7,656,061.12
16	81,984,044.64	7,524,101.21
17	74,068,097.99	7,915,946.65
18	66,031,060.04	8,037,037.95
19	58,729,045.45	7,302,014.59
20	51,434,553.68	7,294,491.77
21	44,535,742.94	6,898,810.74
22	38,000,850.23	6,534,892.71
23	29,721,879.08	8,278,971.15
24	23,124,982.80	6,596,896.28
25	16,603,875.18	6,521,107.62
26	14,312,967.26	2,290,907.92
27	11,807,587.80	2,505,379.46
28	9,737,305.31	2,070,282.49
29	7,628,357.80	2,108,947.51
30	5,908,169.78	1,720,188.02



**Compartment German Auto Loans 11**  
**Monthly Investor Report**

Reporting Date:	Feb 11, 2025
Payment Date:	Feb 20, 2025
Period No.:	33
Monthly Period:	Jan, 2025
Interest Period:	Jan 20, 2025 to Feb 20, 2025 = 31 days

**30. Amortisation**

Initial Portfolio

Period	Principal Balance (in EUR)
31	303,429,210.99
32	281,374,705.28
33	262,532,483.10
34	245,487,287.63
35	234,105,986.33
36	222,191,306.41
37	210,446,227.24
38	197,627,303.43
39	183,799,325.45
40	169,951,736.64
41	155,716,376.60
42	137,835,082.77
43	122,155,646.03
44	107,583,765.39
45	96,445,685.48
46	86,972,062.76
47	81,186,222.62
48	73,849,799.97
49	66,628,967.68
50	59,418,477.50
51	52,114,360.04
52	45,167,145.08
53	38,362,553.32
54	31,048,331.49
55	23,513,424.13
56	14,161,755.28
57	7,332,958.70
58	3,111.11
59	1,559.18
60	0.00

Current Portfolio

Period	Principal Balance in EUR	Reduction in EUR
31	4,561,048.11	1,347,121.67
32	3,550,887.54	1,010,160.57
33	2,454,453.50	1,096,434.04
34	1,769,479.69	684,973.81
35	1,251,637.23	517,842.46
36	402,052.05	849,585.18
37	0.00	402,052.05
38	0.00	0.00
39	0.00	0.00
40	0.00	0.00
41	0.00	0.00
42	0.00	0.00
43	0.00	0.00
44	0.00	0.00
45	0.00	0.00
46	0.00	0.00
47	0.00	0.00
48	0.00	0.00
49	0.00	0.00
50	0.00	0.00
51	0.00	0.00
52	0.00	0.00
53	0.00	0.00
54	0.00	0.00
55	0.00	0.00
56	0.00	0.00
57	0.00	0.00
58	0.00	0.00
59	0.00	0.00
60	0.00	0.00

## Compartment German Auto Loans 11

### Monthly Investor Report

Reporting Date:	Feb 11, 2025
Payment Date:	Feb 20, 2025
Period No.:	33
Monthly Period:	Jan, 2025
Interest Period:	Jan 20, 2025 to Feb 20, 2025 = 31 days

### **31. Priority of Payments**

**All values in EUR**

Available Distribution Amount	+	26,863,464.81
Taxes	-	1,907.02
Trustee Payment	-	0.00
Senior Expenses	-	12,468.76
Swap Net Payment	-	0.00
Class A Interest	-	599,550.00
Class B Interest	-	67,768.57
Cash Reserve	-	4,995,000.00
Class A Principal	-	21,186,770.46
Class B Principal	-	0.00
Swap Termination Event	-	0.00
Subordinated Loan Interest	-	0.00
Subordinated Loan Principal	-	0.00
Seller	-	0.00

**Compartment German Auto Loans 11**  
**Monthly Investor Report**

Reporting Date:	Feb 11, 2025
Payment Date:	Feb 20, 2025
Period No.:	33
Monthly Period:	Jan, 2025
Interest Period:	Jan 20, 2025 to Feb 20, 2025 = 31 days

**32. Transaction Costs**

<b>Cost Category (in EUR)</b>	<b>Class A</b>	<b>Class B</b>	<b>Subordinated Loan</b>	<b>Total</b>
Senior Expenses				12,468.76
Interest accrued for the Period	599,550.00	67,768.57	20,749.23	688,067.80
Interest payments for the Period	599,550.00	67,768.57	0.00	667,318.57
Cumulative Interest Payments	47,362,350.00	2,203,607.87	158,424.34	49,724,382.21
Unpaid Interest for the Period	0.00	0.00	20,749.23	20,749.23
Cumulative Unpaid Interest	0.00	0.00	491,527.02	491,527.02

**Compartment German Auto Loans 11**  
**Monthly Investor Report**

Reporting Date: Feb 11, 2025  
 Payment Date: Feb 20, 2025  
 Period No.: 33  
 Monthly Period: Jan, 2025  
 Interest Period: Jan 20, 2025 to Feb 20, 2025  
 = 31 days

**33. Ratings**

	Fitch	S&P	Moody's	DBRS
<b>Notes - current ratings</b>				
Class A	AAA	N/A	Aaa	N/A
Class B	N/A	N/A	N/A	N/A

		Fitch	S&P	Moody's	DBRS	Trigger Breached	
<b>Transaction Parties - current ratings</b>							
	BMW AG	long term	N/A	A	A2	A high	no
		short term	N/A	A-1	P-1	N/A	no
<b>Issuer Account Bank:</b>	The Bank of New York Mellon	long term	AA	N/A	Aa1	N/A	no
		short term	F1+	N/A	P-1	N/A	no
<b>Swap Provider:</b>	Skandinaviska Enskilda Banken AB	long term	AA	N/A	Aa3	N/A	no
		short term	F1+	N/A	P-1	N/A	no

		Fitch	S&P	Moody's	DBRS	
<b>Transaction Parties - required ratings</b>						
	BMW AG	long term	BBB	N/A	Baa1	N/A
		short term	F2	N/A	P-2	N/A
<b>Issuer Account Bank:</b>	The Bank of New York Mellon	long term	A	N/A	A2	N/A
		short term	F1	N/A	P-1	N/A
<b>Swap Provider:</b>	Skandinaviska Enskilda Banken AB	long term	A	N/A	Baa1	N/A
		short term	F1	N/A	N/A	N/A

**Compartment German Auto Loans 11**

**Monthly Investor Report**

Reporting Date:	Feb 11, 2025
Payment Date:	Feb 20, 2025
Period No.:	33
Monthly Period:	Jan, 2025
Interest Period:	Jan 20, 2025 to Feb 20, 2025 = 31 days

**34. Swap Counterparty Data**

<b>Swap Counterparty Data</b>	
Swap counterparty provider	Skandinaviska Enskilda Banken AB (publ)
Swap termination event	No

<b>Swap Data</b>	
Swap type	Fixed floating interest rate swap
Notional amount (in EUR)	203,354,374.20
Fixed rate (in %)	0.7810
Floating rate (Euribor in %)	2.8240
Net swap payments (in EUR) (- from SPV / + to SPV)	362,162.84