

**BMW  
GROUP**



**ROLLS-ROYCE**  
MOTOR CARS LTD

**Bavarian Sky S.A., Compartment German Auto Loans 11**

**Monthly Investor Report - September 2024**

# Compartment German Auto Loans 11

## Monthly Investor Report

Reporting Date:	Oct 10, 2024
Payment Date:	Oct 21, 2024
Period No.:	29
Monthly Period:	Sept, 2024
Interest Period:	Sept 20, 2024 to Oct 21, 2024 = 31 days

### **Index**

1. Contact Information
2. Reporting Contact Details
3. Counterparty History & Noteworthy Transaction Events
4. Overview Dates
5. Portfolio Information
6. Reserves
7. Performance Data
8. Defaulted Amount & Recovery Amount
9. Defaulted Amount & Recovery Amount - Loan Level Data
10. Outstanding Note Balance
11. Original Principal Balance
12. Aggregate Principal Balance
13. Aggregate Outstanding Principal Balance
14. Down Payments
15. Borrower Concentration
16. Geographical Distribution
17. Car Type & Customer Group
18. Fuel Type
19. Delinquencies
20. Seasoning
21. Remaining Term
22. Original Term
23. Vehicle Class
24. Payment Type
25. Interest Rates
26. Credit Type
27. Contracts per Customer
28. Amortisation
29. Priority of Payments
30. Transaction Costs
31. Ratings
32. Swap Counterparty Data

## Compartment German Auto Loans 11

### Monthly Investor Report

Reporting Date:	Oct 10, 2024
Payment Date:	Oct 21, 2024
Period No.:	29
Monthly Period:	Sept, 2024
Interest Period:	Sept 20, 2024 to Oct 21, 2024 = 31 days

## **1. Contact Information**

### **Transaction Parties**

#### **Issuer:**

#### **Bavarian Sky S.A.**

Compartment German Auto Loans 11  
287-289 route d'Arlon  
L-1150 Luxembourg  
Luxembourg  
Attn.: The Directors  
LU-BavarianSky@intertrustgroup.com  
+352 26 56 31 71

#### **Corporate Administrator:**

#### **Intertrust (Luxembourg) S.à r.l.**

28 Boulevard F.W. Raiffeisen  
L-2411 Luxembourg  
Luxembourg  
Attn.: BUO - Capital Markets  
LU-BavarianSky@intertrustgroup.com  
+352 26 44 91

#### **Originator/Servicer:**

#### **BMW Bank GmbH**

Lilienthalallee 26  
80939 Munich  
Germany  
Attn.: ABS Servicing Team  
abs.bmwgroup@bmw.de

**Compartment German Auto Loans 11**  
**Monthly Investor Report**

Reporting Date:	Oct 10, 2024
Payment Date:	Oct 21, 2024
Period No.:	29
Monthly Period:	Sept, 2024
Interest Period:	Sept 20, 2024 to Oct 21, 2024 = 31 days

**1. Contact Information****Transaction Parties****Calculation Agent/Paying Agent****The Bank of New York Mellon**

160 Queen Victoria Street  
EC4V 4LA London  
United Kingdom  
Attn.: BNYM Structured Finance Team 8  
BNYM.Structured.Finance.Team.8@bnymellon.com

**Trustee:****BNY MELLON CORPORATE TRUSTEE SERVICES LIMITED**

160 Queen Victoria Street  
EC4V 4AL London  
United Kingdom  
Attn.: BNYM Structured Finance Team 8  
BNYM.Structured.Finance.Team.8@bnymellon.com

**Issuer Account Bank:****The Bank of New York Mellon**

Friedrich-Ebert-Anlage 49, Messeturm  
60327 Frankfurt am Main  
Germany  
Attn.: BNYM Structured Finance Team 8  
BNYM.Structured.Finance.Team.8@bnymellon.com

## Compartment German Auto Loans 11

### Monthly Investor Report

Reporting Date:	Oct 10, 2024
Payment Date:	Oct 21, 2024
Period No.:	29
Monthly Period:	Sept, 2024
Interest Period:	Sept 20, 2024 to Oct 21, 2024 = 31 days

## **1. Contact Information**

### **Transaction Parties**

#### **Data Trustee:**

#### **The Bank of New York Mellon**

Friedrich-Ebert-Anlage 49, Messeturm  
60327 Frankfurt am Main  
Germany  
Attn.: BNYM Structured Finance Team 8  
BNYM.Structured.Finance.Team.8@bnymellon.com

#### **Swap Counterparty:**

#### **Skandinaviska Enskilda Banken AB**

Kungsträdgårdsgatan 8  
SE-106 40 Stockholm  
Sweden  
TDLegal@seb.de

#### **Rating Agencies:**

#### **FITCH RATINGS LTD**

30 North Colonnade, Canary Wharf  
E14 5GN London  
United Kingdom  
ABSsurveillance@fitchratings.com

#### **MOODY'S INVESTORS SERVICE ESPANA SA**

Principe de Vergara, 131 - 6 floor  
28002 Madrid  
Spain  
monitor.abs@moodys.com

**Compartment German Auto Loans 11**  
**Monthly Investor Report**

Reporting Date:	Oct 10, 2024
Payment Date:	Oct 21, 2024
Period No.:	29
Monthly Period:	Sept, 2024
Interest Period:	Sept 20, 2024 to Oct 21, 2024 = 31 days

**2. Reporting Contact Details****Contact for Servicer Report (Portfolio related information in Investor Report)****Contact for Investor Reporting:****BMW Bank GmbH**

Lilienthalallee 26  
80939 Munich  
Germany  
Attn.: ABS Servicing Team  
abs.bmwgroup@bmw.de

**Calculation Agent:****The Bank of New York Mellon**

160 Queen Victoria Street  
EC4V 4LA London  
United Kingdom  
BNYM.Structured.Finance.Team.8@bnymellon.com



**Compartment German Auto Loans 11**  
**Monthly Investor Report**

Reporting Date:	Oct 10, 2024
Payment Date:	Oct 21, 2024
Period No.:	29
Monthly Period:	Sept, 2024
Interest Period:	Sept 20, 2024 to Oct 21, 2024 = 31 days

**3. Counterparty History & Notheworthy Transaction Events**

**Counterparty History (to be added if applicable)**

None.

**Noteworthy Transaction Events (to be added if applicable)**

None.



**Compartment German Auto Loans 11**  
**Monthly Investor Report**

Reporting Date:	Oct 10, 2024
Payment Date:	Oct 21, 2024
Period No.:	29
Monthly Period:	Sept, 2024
Interest Period:	Sept 20, 2024 to Oct 21, 2024 = 31 days

**4. Overview Dates**

<b>Initial Cut-Off Date:</b>	30/04/2022		
<b>Issue Date:</b>	19/05/2022	<b>Legal Maturity Date:</b>	20/05/2030
<b>Reporting Date</b>	10/10/2024		
<b>Investor Reporting Date</b>	17/10/2024		
<b>Interest Determination Date</b>	18/09/2024		
<b>Reporting Frequency:</b>	monthly		
<b>Monthly Period No. (since Issue Date):</b>	29	<b>(since Issue Date)</b>	
<b>Payment Date:</b>	21/10/2024		
<b>Next Payment Date</b>	20/11/2024		
<b>Monthly Period:</b>	01/09/2024	<b>until</b>	30/09/2024



# Compartment German Auto Loans 11

## Monthly Investor Report

Reporting Date:	Oct 10, 2024
Payment Date:	Oct 21, 2024
Period No.:	29
Monthly Period:	Sept, 2024
Interest Period:	Sept 20, 2024 to Oct 21, 2024 = 31 days

### 5. Portfolio Information

	current period	prior period
<b>Outstanding receivables (in EUR)</b>	<b>Aggregate outstanding principal balance</b>	<b>Aggregate outstanding principal balance</b>
<b>Beginning of period</b>	386,248,513.18	410,945,579.19
Scheduled principal payments	17,505,427.50	18,392,292.17
Prepayment* principal	4,811,740.82	5,445,143.33
Prepayments* number of contracts	309	344
Repurchases* principal	745,809.25	604,581.10
Repurchases* number of contracts	43	30
<b>Total principal collections</b>	<b>23,062,977.57</b>	<b>24,442,016.60</b>
<b>Total interest collections</b>	<b>994,850.79</b>	<b>1,059,167.09</b>
<b>Defaulted Amounts</b>	<b>445,961.75</b>	<b>379,170.40</b>
<b>Recoveries</b>	<b>90,102.98</b>	<b>124,120.99</b>
<b>Late Recoveries</b>	<b>46,442.56</b>	<b>25,396.57</b>
<b>End of Period</b>	<b>362,829,676.84</b>	<b>386,248,513.18</b>
Current prepayment rate (annualised) in %	14.58	15.43

\* Prepayments are defined as all contracts that are early settled by the borrower and repurchases are defined as all contracts that are repurchased due to modification of contract.

**Compartment German Auto Loans 11**  
**Monthly Investor Report**

Reporting Date:	Oct 10, 2024
Payment Date:	Oct 21, 2024
Period No.:	29
Monthly Period:	Sept, 2024
Interest Period:	Sept 20, 2024 to Oct 21, 2024 = 31 days

**6. Reserves**

<b>Cash Reserve</b>		<b>in EUR</b>
Outstanding cash reserve beginning of period		4,995,000.00
Interest on cash reserve - previous period		0.00
Required cash reserve		4,995,000.00
Outstanding cash reserve end of period		4,995,000.00
<b>Reserves</b>		<b>in EUR</b>
Outstanding Commingling Reserve end of period		0.00

<b>Triggers*</b>						
<b>Reserves</b>	<b>Required Rating BMW AG</b>					<b>Trigger Breach</b>
		Fitch	S&P	Moody's	DBRS	
Commingling Reserve	Long Term	BBB	N/A	Baa1	N/A	no
	Short Term	F2	N/A	P-2	N/A	no
<b>Current Rating BMW AG</b>						
		Fitch	S&P	Moody's	DBRS	
	Long Term	N/A	A	A2	A high	
	Short Term	N/A	A-1	P-1	N/A	

\* Breach of this trigger in conjunction with any other event as set out in the Servicing Agreement and/or the Receivables Purchase Agreement will oblige BMW Bank GmbH to post additional cash collateral or change the sweep frequency (from the collections account to the issuer account) from monthly to daily.  
The Reserves will be adjusted on a monthly basis and shall be deposited in the Issuer Account and exclusively reserved to cover risks.

## Compartment German Auto Loans 11

### Monthly Investor Report

Reporting Date:	Oct 10, 2024
Payment Date:	Oct 21, 2024
Period No.:	29
Monthly Period:	Sept, 2024
Interest Period:	Sept 20, 2024 to Oct 21, 2024 = 31 days

## 7. Performance Data

### Aggregate outstanding notes balance

Beginning of period (in EUR)	373,905,484.13
End of period (in EUR)	350,198,584.20

### Ratios

#### 31- 60 days past due

	(in EUR)	(in %)
31- 60 days past due period before previous period	1,198,938.53	0.29
31- 60 days past due previous period	1,257,150.58	0.33
31- 60 days past due current period	1,320,804.09	0.36

#### 61- 90 days past due

	(in EUR)	(in %)
61- 90 days past due period before previous period	398,100.21	0.10
61- 90 days past due previous period	687,579.73	0.18
61- 90 days past due current period	683,982.38	0.19

#### Cumulative Net Loss Ratio

	Current ratio
Cumulative Net Loss Ratio (in %)	0.27

### Performance data

Number of contracts being 31 - 60 days delinquent	66
Number of contracts being 61 - 90 days delinquent	36
Balance of contracts being 31 - 60 days delinquent (in EUR)	1,320,804.09
Balance of contracts being 61 - 90 days delinquent (in EUR)	683,982.38
Defaulted amounts (in EUR)	445,961.75
Cumulative defaulted amounts (in EUR)	6,006,330.89
Recoveries (in EUR)	90,102.98
Cumulative recoveries (in EUR)	2,945,358.53

**Compartment German Auto Loans 11**  
**Monthly Investor Report**

Reporting Date: Oct 10, 2024  
 Payment Date: Oct 21, 2024  
 Period No.: 29  
 Monthly Period: Sept, 2024  
 Interest Period: Sept 20, 2024 to Oct 21, 2024  
 = 31 days

**8. Defaulted Amount & Recovery Amount**

Collection Period	No. of Defaulted Agreements in Collection Period	Defaulted Amount in Collection Period (in EUR)	Cumulative Defaulted Amount since Initial Cut-Off Date (in EUR)	Cumulative Amount of Purchased Receivables (in EUR)	Cumulative Gross Loss Ratio (in %)	Recovery Amount in Collection Period (in EUR)	Cumulative Recoveries since Initial Cut-Off Date (in EUR)	Cumulative Net Losses (in EUR)	Cumulative Net Loss Ratio (in %)
Apr - 22	0	n/a	n/a	828,699,979.38	n/a	n/a	n/a	n/a	n/a
May - 22	5	28.50	28.50	849,053,622.48	0.00	0.00	0.00	28.50	0.00
June - 22	6	29.55	58.05	871,378,922.25	0.00	0.00	0.00	58.05	0.00
July - 22	8	66,659.94	66,717.99	894,546,754.65	0.01	66,615.62	66,615.62	102.37	0.00
Aug - 22	7	-58.93	66,659.06	918,307,899.65	0.01	-92.12	66,523.50	135.56	0.00
Sept - 22	8	41,700.25	108,359.31	941,433,862.68	0.01	26,584.42	93,107.92	15,251.39	0.00
Oct - 22	6	9,772.73	118,132.04	963,604,326.81	0.01	7,111.10	100,219.02	17,913.02	0.00
Nov - 22	12	102,755.79	220,887.83	989,019,259.45	0.02	85,595.91	185,814.93	35,072.90	0.00
Dec - 22	18	123,333.00	344,220.83	1,013,634,299.08	0.03	79,141.69	264,956.62	79,264.21	0.01
Jan - 23	13	163,085.18	507,306.01	1,038,387,440.22	0.05	86,576.26	351,532.88	155,773.13	0.02
Feb - 23	22	233,570.40	740,876.41	1,062,519,743.38	0.07	127,680.57	479,213.45	261,662.96	0.02
Mar - 23	14	234,822.27	975,698.68	1,094,526,757.18	0.09	189,258.80	668,472.25	307,226.43	0.03
Apr - 23	17	75,916.58	1,051,615.26	1,122,710,115.39	0.09	72,055.52	740,527.77	311,087.49	0.03
May - 23	15	153,646.16	1,205,261.42	1,122,710,115.39	0.11	89,829.13	830,356.90	374,904.52	0.03
June - 23	22	197,777.64	1,403,039.06	1,122,710,115.39	0.12	124,594.43	954,951.33	448,087.73	0.04
July - 23	25	223,841.22	1,626,880.28	1,122,710,115.39	0.14	124,461.70	1,079,413.03	547,467.25	0.05
Aug - 23	18	315,160.75	1,942,041.03	1,122,710,115.39	0.17	139,594.37	1,219,007.40	723,033.63	0.06
Sept - 23	27	362,875.85	2,304,916.88	1,122,710,115.39	0.21	194,777.80	1,413,785.20	891,131.68	0.08
Oct - 23	31	260,813.19	2,565,730.07	1,122,710,115.39	0.23	113,839.29	1,527,624.49	1,038,105.58	0.09
Nov - 23	20	138,650.72	2,704,380.79	1,122,710,115.39	0.24	97,754.70	1,625,379.19	1,079,001.60	0.10
Dec - 23	19	256,403.06	2,960,783.85	1,122,710,115.39	0.26	151,835.47	1,777,214.66	1,183,569.19	0.11
Jan - 24	20	194,998.61	3,155,782.46	1,122,710,115.39	0.28	106,279.15	1,883,493.81	1,272,288.65	0.11
Feb - 24	17	332,424.75	3,488,207.21	1,122,710,115.39	0.31	200,879.75	2,084,373.56	1,403,833.65	0.13
Mar - 24	24	230,888.43	3,719,095.64	1,122,710,115.39	0.33	131,052.40	2,215,425.96	1,503,669.68	0.13
Apr - 24	23	462,893.50	4,181,989.14	1,122,710,115.39	0.37	118,622.54	2,334,048.50	1,847,940.64	0.16
May - 24	22	281,182.25	4,463,171.39	1,122,710,115.39	0.40	145,859.55	2,479,908.05	1,983,263.34	0.18
June - 24	33	356,483.76	4,819,655.15	1,122,710,115.39	0.43	115,469.54	2,595,377.59	2,224,277.56	0.20
July - 24	34	361,543.59	5,181,198.74	1,122,710,115.39	0.46	135,756.97	2,731,134.56	2,450,064.18	0.22
Aug - 24	26	379,170.40	5,560,369.14	1,122,710,115.39	0.50	124,120.99	2,855,255.55	2,705,113.59	0.24
Sept - 24	28	445,961.75	6,006,330.89	1,122,710,115.39	0.53	90,102.98	2,945,358.53	3,060,972.36	0.27

# Compartment German Auto Loans 11

## Monthly Investor Report

Reporting Date:	Oct 10, 2024
Payment Date:	Oct 21, 2024
Period No.:	29
Monthly Period:	Sept, 2024
Interest Period:	Sept 20, 2024 to Oct 21, 2024 = 31 days

### 9. Defaulted Amount & Recovery Amount - Loan Level Data

Applicable only if loans have defaulted. Does not include defaulted amounts less than 10.00 EUR.

	Month / Year of Default	Month / Year of Loan Origination	Initial Principal Balance (in EUR)	Principal Balance of Loan at Default (in EUR)	Recovery Total (in EUR)	Principal Balance End of Period (in EUR)	Object Type (new / used)	Vehicle Series	Customer Type (private / commercial)	Out of Deal (Month / Year)
1	Julv - 22	Oct - 21	66.615.62	66.615.62	66.615.62	0.00	New	X6 Series	Commercial	
2	Sept - 22	Julv - 21	8.300.20	8.143.75	8.143.75	0.00	Used	4 Series	Private	
3	Sept - 22	Mar - 20	9.419.35	9.227.76	9.227.76	0.00	Used	MINI	Commercial	
4	Sept - 22	Julv - 20	11.697.21	11.172.94	11.172.94	0.00	Used	X5 Series	Commercial	
5	Sept - 22	Oct - 21	50.048.78	13.212.01	0.00	13.212.01	New	X3 Series	Commercial	
6	Oct - 22	Sept - 21	10.228.06	9.883.65	9.883.65	0.00	Used	X3 Series	Private	
7	Nov - 22	Julv - 21	51.907.94	51.265.61	35.750.02	15.515.59	New	Z Series	Commercial	
8	Nov - 22	Sept - 20	20.329.67	20.107.27	20.107.27	0.00	New	2 Series	Commercial	
9	Nov - 22	Oct - 21	9.219.12	8.616.74	8.616.74	0.00	Used	2 Series	Private	
10	Dec - 22	Dec - 20	29.614.05	8.752.15	42.90	8.709.25	Used	6 Series	Commercial	
11	Dec - 22	Apr - 21	14.636.66	13.324.34	13.324.34	0.00	Used	X5 Series	Private	
12	Dec - 22	Mar - 20	14.115.21	12.881.08	12.881.08	0.00	Used	X1 Series	Commercial	
13	Dec - 22	Feb - 22	43.597.20	41.396.61	22.409.52	18.987.09	New	MINI	Commercial	
14	Dec - 22	Dec - 21	30.583.84	29.997.88	20.870.14	9.261.29	New	1 Series	Commercial	
15	Dec - 22	Nov - 19	47.949.03	9.351.47	-167.10	9.518.57	New	4 Series	Commercial	
16	Jan - 23	Mav - 21	30.628.20	30.628.20	0.00	30.628.20	Used	5 Series	Commercial	
17	Jan - 23	Dec - 19	7.629.21	6.941.92	6.941.92	0.00	Used	1 Series	Private	
18	Jan - 23	Oct - 20	25.251.46	23.453.18	18.144.35	5.308.83	New	3 Series	Commercial	
19	Feb - 23	Apr - 21	31.187.72	16.044.35	-103.71	16.148.06	New	3 Series	Commercial	
20	Feb - 23	Mar - 20	48.722.62	47.174.73	39.453.63	7.721.10	New	2 Series	Commercial	
21	Feb - 23	Mar - 21	20.145.31	19.558.93	13.753.59	5.805.34	Used	2 Series	Commercial	
22	Feb - 23	Oct - 21	16.717.00	15.143.34	7.003.29	8.140.05	Used	2 Series	Private	
23	Feb - 23	Jan - 22	20.586.03	19.915.52	18.193.24	1.722.28	Used	5 Series	Private	
24	Feb - 23	Oct - 20	77.802.01	28.664.56	-120.51	28.785.07	New	X5 Series	Commercial	
25	Feb - 23	Julv - 20	38.108.88	35.763.11	24.370.02	11.393.09	Used	7 Series	Commercial	
26	Mar - 23	Mav - 21	7.202.10	6.924.46	6.924.46	0.30	Used	3 Series	Private	
27	Mar - 23	Dec - 21	118.707.53	111.217.67	101.646.80	9.570.87	New	X6 Series	Commercial	
28	Mar - 23	June - 21	69.180.04	67.613.16	55.284.64	12.328.52	New	X5 Series	Commercial	
29	Apr - 23	Sept - 20	13.449.27	2.476.03	2.476.03	0.00	Used	2 Series	Private	
30	Apr - 23	Apr - 21	58.977.54	54.687.97	54.687.97	0.00	New	7 Series	Commercial	
31	Mav - 23	Feb - 22	36.272.97	33.372.11	19.078.96	14.293.15	Used	X4 Series	Commercial	
32	Mav - 23	Mar - 20	17.372.23	15.340.72	10.804.16	4.536.56	Used	MINI	Commercial	
33	Mav - 23	Nov - 20	31.996.75	29.488.60	29.488.60	0.00	Used	7 Series	Commercial	
34	Mav - 23	Nov - 21	33.461.49	32.022.20	26.111.85	5.910.35	Used	7 Series	Commercial	
35	June - 23	Julv - 21	60.139.12	56.577.32	49.193.56	7.383.76	New	4 Series	Commercial	
36	June - 23	Julv - 20	28.083.40	11.900.27	1.000.00	10.900.27	Used	7 Series	Commercial	
37	June - 23	June - 20	25.889.78	22.155.17	14.655.77	7.499.40	New	X1 Series	Commercial	

# Compartment German Auto Loans 11

## Monthly Investor Report

Reporting Date:	Oct 10, 2024
Payment Date:	Oct 21, 2024
Period No.:	29
Monthly Period:	Sept, 2024
Interest Period:	Sept 20, 2024 to Oct 21, 2024 = 31 days

### 9. Defaulted Amount & Recovery Amount - Loan Level Data

Applicable only if loans have defaulted. Does not include defaulted amounts less than 10.00 EUR.

	Month / Year of Default	Month / Year of Loan Origination	Initial Principal Balance (in EUR)	Principal Balance of Loan at Default (in EUR)	Recovery Total (in EUR)	Principal Balance End of Period (in EUR)	Object Type (new / used)	Vehicle Series	Customer Type (private / commercial)	Out of Deal (Month / Year)
38	June - 23	Oct - 20	22.423.64	20.416.26	20.416.26	0.00	New	3 Series	Private	
39	June - 23	Mav - 21	14.840.30	13.754.71	8.763.43	4.991.28	Used	MINI	Private	
40	June - 23	Dec - 21	36.123.59	32.256.12	24.901.86	7.354.26	Used	5 Series	Commercial	
41	Julv - 23	Mar - 22	14.754.58	13.011.14	13.011.14	0.00	Used	MINI	Private	
42	Julv - 23	Jan - 21	32.334.59	30.476.75	17.147.49	13.329.26	New	MINI	Commercial	
43	Julv - 23	Jan - 22	29.077.67	27.132.38	10.383.29	16.749.09	Used	5 Series	Commercial	
44	Aua - 23	Julv - 21	13.228.34	11.545.66	11.364.45	318.66	Used	1 Series	Private	
45	Aua - 23	Mar - 20	20.363.00	17.592.88	11.607.70	5.985.18	Used	X3 Series	Commercial	
46	Aua - 23	Aur - 21	30.781.79	28.992.96	21.794.72	7.198.24	New	MINI	Commercial	
47	Aua - 23	Dec - 21	31.972.90	30.494.56	384.49	30.110.07	New	3 Series	Private	
48	Aua - 23	Feb - 22	12.211.46	9.992.39	4.567.56	5.424.83	Used	5 Series	Commercial	
49	Aua - 23	Jan - 22	19.184.08	17.378.98	17.131.08	247.90	Used	4 Series	Commercial	
50	Aua - 23	Jan - 22	98.656.54	90.477.74	52.605.04	37.872.70	Used	Non BMW Group (incl. Motorcycles)	Commercial	
51	Aua - 23	Jan - 20	7.700.66	769.38	769.38	0.00	Used	1 Series	Private	
52	Aua - 23	Nov - 21	55.697.17	14.841.21	14.841.21	0.00	New	Non BMW Group (incl. Motorcycles)	Commercial	
53	Aua - 23	Aua - 20	26.507.40	25.207.28	14.327.72	10.879.56	Used	X5 Series	Private	
54	Aua - 23	Aur - 22	10.615.83	8.911.01	6.735.43	2.175.58	Used	Non BMW Group (incl. Motorcycles)	Private	
55	Sept - 23	Feb - 22	40.467.94	37.929.80	25.637.74	12.292.06	Used	X6 Series	Commercial	
56	Sept - 23	June - 20	21.944.24	19.569.84	19.569.84	0.00	Used	5 Series	Private	
57	Sept - 23	Oct - 21	60.480.33	56.367.22	45.769.24	10.961.16	New	X5 Series	Commercial	
58	Sept - 23	Aur - 20	14.913.29	1.708.67	-109.86	1.841.22	Used	3 Series	Commercial	
59	Sept - 23	Dec - 20	77.968.41	71.697.70	54.882.52	16.815.18	New	X6 Series	Commercial	
60	Sept - 23	Sept - 20	59.408.43	54.645.42	32.979.07	21.666.35	New	5 Series	Commercial	
61	Sept - 23	June - 22	23.486.26	9.636.82	725.02	8.911.80	Used	X1 Series	Commercial	
62	Sept - 23	Feb - 22	13.721.95	5.114.46	600.00	4.514.46	Used	1 Series	Private	
63	Oct - 23	Julv - 20	21.036.43	8.887.93	-92.28	8.980.21	Used	Non BMW Group (incl. Motorcycles)	Commercial	
64	Oct - 23	Sept - 20	25.217.73	20.804.64	0.00	20.804.64	Used	X5 Series	Commercial	
65	Oct - 23	Mar - 20	5.443.08	4.302.97	4.302.97	0.00	Used	MINI	Private	
66	Oct - 23	Aua - 20	33.334.47	0.00	-340.64	340.64	New	X2 Series	Commercial	
67	Oct - 23	Feb - 22	67.650.68	59.923.17	37.731.09	22.192.08	Used	Non BMW Group (incl. Motorcycles)	Commercial	
68	Oct - 23	Mav - 20	44.674.35	40.188.68	29.908.11	10.280.57	New	5 Series	Commercial	
69	Oct - 23	Mar - 20	51.349.70	39.920.23	39.920.23	0.00	New	X4 Series	Commercial	
70	Oct - 23	Nov - 21	48.103.37	41.882.21	41.882.21	0.00	New	7 Series	Commercial	
71	Oct - 23	Aua - 21	33.311.10	30.547.77	27.117.73	3.430.04	Used	7 Series	Commercial	
72	Oct - 23	Aur - 20	4.675.96	1.588.96	1.501.12	107.20	Used	MINI	Private	
73	Nov - 23	Nov - 21	12.307.48	6.012.25	6.012.25	0.00	Used	X1 Series	Commercial	
74	Nov - 23	Dec - 21	78.282.75	67.230.49	56.927.54	10.302.95	Used	5 Series	Commercial	

# Compartment German Auto Loans 11

## Monthly Investor Report

Reporting Date:	Oct 10, 2024
Payment Date:	Oct 21, 2024
Period No.:	29
Monthly Period:	Sept, 2024
Interest Period:	Sept 20, 2024 to Oct 21, 2024 = 31 days

### 9. Defaulted Amount & Recovery Amount - Loan Level Data

Applicable only if loans have defaulted. Does not include defaulted amounts less than 10.00 EUR.

	Month / Year of Default	Month / Year of Loan Origination	Initial Principal Balance (in EUR)	Principal Balance of Loan at Default (in EUR)	Recovery Total (in EUR)	Principal Balance End of Period (in EUR)	Object Type (new / used)	Vehicle Series	Customer Type (private / commercial)	Out of Deal (Month / Year)
75	Nov - 23	Mar - 20	8.587.20	3.630.42	3.630.42	0.00	Used	5 Series	Private	
76	Nov - 23	Apr - 20	18.446.91	16.474.06	0.00	16.474.06	Used	4 Series	Commercial	
77	Nov - 23	Jan - 22	6.949.22	5.146.74	-943.12	6.089.86	Used	Non BMW Group (incl. Motorcycles)	Commercial	
78	Dec - 23	Feb - 21	8.237.59	6.051.20	0.00	6.051.20	Used	3 Series	Private	
79	Dec - 23	Mar - 20	12.472.75	4.553.15	4.553.15	0.00	Used	2 Series	Private	
80	Dec - 23	Mar - 20	7.975.20	6.079.87	6.079.87	0.00	Used	MINI	Commercial	
81	Dec - 23	Dec - 20	31.469.25	26.916.66	26.916.66	0.00	Used	7 Series	Commercial	
82	Dec - 23	Nov - 21	63.354.94	57.650.65	47.992.15	9.658.50	New	X5 Series	Commercial	
83	Dec - 23	Feb - 21	31.393.39	27.320.17	17.634.88	9.685.29	Used	3 Series	Commercial	
84	Dec - 23	June - 22	15.274.90	14.352.68	0.00	14.352.68	Used	X1 Series	Commercial	
85	Jan - 24	June - 21	14.112.67	10.530.65	10.530.65	0.00	Used	MINI	Private	
86	Jan - 24	Dec - 20	58.227.99	30.761.88	0.00	30.761.88	New	5 Series	Commercial	
87	Jan - 24	Oct - 21	22.782.81	22.241.85	0.00	22.241.85	Used	MINI	Private	
88	Jan - 24	Oct - 20	39.786.93	29.918.40	17.000.00	12.918.40	Used	7 Series	Commercial	
89	Jan - 24	Nov - 20	60.051.87	0.00	-431.33	431.33	New	X3 Series	Commercial	
90	Feb - 24	Sept - 21	27.245.45	6.098.12	6.098.12	0.00	Used	4 Series	Private	
91	Feb - 24	Jan - 22	34.260.58	30.994.72	0.00	30.994.72	Used	Non BMW Group (incl. Motorcycles)	Commercial	
92	Feb - 24	Sept - 21	30.976.80	27.285.12	27.285.12	0.00	New	MINI	Commercial	
93	Feb - 24	Jan - 21	79.621.11	64.232.57	44.122.85	20.109.72	New	X5 Series	Commercial	
94	Feb - 24	Jan - 23	45.214.63	43.821.18	0.00	43.821.18	Used	Non BMW Group (incl. Motorcycles)	Commercial	
95	Feb - 24	Dec - 20	24.140.96	19.587.38	9.151.85	10.435.53	Used	5 Series	Private	
96	Feb - 24	Feb - 22	63.208.15	54.545.85	40.630.02	13.915.83	New	4 Series	Commercial	
97	Mar - 24	Dec - 20	8.025.16	6.120.47	6.120.47	0.00	New	Other BMW Group	Private	
98	Mar - 24	Dec - 20	14.252.10	11.180.86	9.221.31	1.959.55	Used	1 Series	Commercial	
99	Mar - 24	Apr - 21	26.128.17	21.158.51	21.158.51	0.01	New	2 Series	Commercial	
100	Mar - 24	Jan - 22	23.640.06	14.909.81	14.909.81	0.00	Used	2 Series	Private	
101	Mar - 24	Jan - 21	16.066.81	13.958.68	2.651.66	11.307.02	Used	Non BMW Group (incl. Motorcycles)	Commercial	
102	Mar - 24	June - 21	6.033.61	3.906.40	791.00	3.115.40	Used	Non BMW Group (incl. Motorcycles)	Private	
103	Apr - 24	Nov - 20	66.367.82	56.800.55	0.00	56.800.55	New	5 Series	Commercial	
104	Apr - 24	Oct - 20	106.354.11	91.891.95	0.00	91.891.95	Used	8 Series	Commercial	
105	Apr - 24	Dec - 21	110.228.53	62.320.15	41.343.52	20.976.63	New	X5 Series	Commercial	
106	Apr - 24	Sept - 21	20.349.49	10.303.59	0.00	10.303.59	Used	X3 Series	Commercial	
107	Apr - 24	Mar - 22	40.792.57	38.265.05	0.00	38.265.05	Used	X4 Series	Commercial	
108	Apr - 24	Feb - 22	59.929.65	50.417.00	0.00	50.417.00	Used	7 Series	Commercial	
109	Apr - 24	Sept - 20	4.482.87	484.12	484.12	0.00	Used	Non BMW Group (incl. Motorcycles)	Private	
110	Apr - 24	Sept - 20	11.605.29	7.582.38	1.500.00	6.082.38	Used	Other BMW Group	Private	
111	Apr - 24	Jul - 21	33.047.77	24.426.27	0.00	24.426.27	New	X5 Series	Commercial	

# Compartment German Auto Loans 11

## Monthly Investor Report

Reporting Date:	Oct 10, 2024
Payment Date:	Oct 21, 2024
Period No.:	29
Monthly Period:	Sept, 2024
Interest Period:	Sept 20, 2024 to Oct 21, 2024 = 31 days

### 9. Defaulted Amount & Recovery Amount - Loan Level Data

Applicable only if loans have defaulted. Does not include defaulted amounts less than 10.00 EUR.

	Month / Year of Default	Month / Year of Loan Origination	Initial Principal Balance (in EUR)	Principal Balance of Loan at Default (in EUR)	Recovery Total (in EUR)	Principal Balance End of Period (in EUR)	Object Type (new / used)	Vehicle Series	Customer Type (private / commercial)	Out of Deal (Month / Year)
112	Mav - 24	Sept - 21	56.063.28	48.642.92	32.849.88	15.793.04	New	4 Series	Commercial	
113	Mav - 24	June - 21	62.497.57	50.998.92	0.00	50.998.92	Used	6 Series	Commercial	
114	Mav - 24	Oct - 21	8.135.53	1.335.86	1.335.86	0.00	Used	5 Series	Commercial	
115	Mav - 24	Nov - 21	41.751.22	36.383.19	0.00	36.383.19	New	X4 Series	Commercial	
116	Mav - 24	Mar - 22	23.730.94	20.212.27	0.00	20.212.27	Used	5 Series	Commercial	
117	Mav - 24	Mav - 22	30.404.33	27.339.02	16.121.00	11.218.02	Used	3 Series	Private	
118	June - 24	Mar - 21	38.513.57	33.776.26	32.198.66	1.577.60	New	X6 Series	Commercial	
119	June - 24	Sept - 22	72.912.39	32.742.29	0.00	32.742.29	Used	2 Series	Commercial	
120	June - 24	Julv - 20	47.053.10	36.148.32	0.00	36.148.32	New	6 Series	Commercial	
121	June - 24	Dec - 21	28.282.99	20.888.02	0.00	20.888.02	Used	5 Series	Commercial	
122	June - 24	Mav - 21	5.714.35	1.473.64	1.473.64	0.00	Used	5 Series	Private	
123	June - 24	Apr - 22	45.291.85	39.761.54	0.00	39.761.54	Used	X5 Series	Commercial	
124	June - 24	Julv - 20	32.804.74	25.914.75	0.00	25.914.75	Used	7 Series	Commercial	
125	June - 24	June - 21	15.250.50	13.719.42	11.786.28	1.933.14	Used	MINI	Commercial	
126	June - 24	Dec - 21	20.839.38	18.945.45	0.00	18.945.45	Used	5 Series	Private	
127	June - 24	Nov - 20	59.134.45	39.912.97	39.912.97	0.00	Used	7 Series	Private	
128	June - 24	Dec - 21	28.104.69	7.048.69	0.00	7.048.69	Used	6 Series	Commercial	
129	Julv - 24	Mav - 21	25.373.85	22.372.52	16.800.00	5.572.52	New	1 Series	Private	
130	Julv - 24	Mav - 20	27.328.28	21.837.82	0.00	21.837.82	Used	5 Series	Commercial	
131	Julv - 24	Aua - 22	46.570.33	42.184.10	0.00	42.184.10	New	1 Series	Commercial	
132	Julv - 24	Apr - 21	25.571.12	3.263.41	1.402.80	1.860.61	New	Other BMW Group	Private	
133	Julv - 24	Apr - 21	32.624.37	25.333.15	0.00	25.333.15	Used	5 Series	Private	
134	Julv - 24	Julv - 21	53.208.95	44.057.85	0.00	44.057.85	New	X3 Series	Commercial	
135	Julv - 24	Aua - 22	24.828.90	14.936.40	0.00	14.936.40	Used	5 Series	Commercial	
136	Julv - 24	Feb - 22	52.927.01	47.766.74	38.001.00	9.765.74	New	4 Series	Commercial	
137	Julv - 24	Sept - 21	26.204.24	19.680.21	19.680.21	0.00	Used	Non BMW Group (incl. Motorcycles)	Commercial	
138	Julv - 24	Nov - 20	15.506.05	11.467.99	0.00	11.467.99	Used	2 Series	Private	
139	Julv - 24	Dec - 20	27.586.21	22.355.08	0.00	22.355.08	Used	6 Series	Commercial	
140	Aua - 24	Sept - 21	41.098.53	36.730.87	0.00	36.753.31	Used	X5 Series	Private	
141	Aua - 24	Feb - 22	31.000.01	22.632.31	1.000.00	21.632.31	Used	5 Series	Private	
142	Aua - 24	Aua - 21	136.237.83	92.804.94	52.762.83	40.042.11	New	X6 Series	Commercial	
143	Aua - 24	Oct - 21	11.884.82	9.336.99	8.714.24	622.75	Used	2 Series	Private	
144	Aua - 24	Mar - 21	49.178.80	44.496.63	19.583.77	24.912.86	New	X3 Series	Commercial	
145	Aua - 24	Oct - 20	11.119.46	6.802.20	0.00	6.802.20	Used	2 Series	Commercial	
146	Aua - 24	Oct - 22	57.993.39	48.615.93	46.787.96	1.827.97	New	X3 Series	Commercial	
147	Aua - 24	Feb - 22	19.894.08	15.186.48	10.600.00	4.586.48	Used	1 Series	Private	
148	Aua - 24	Jan - 21	29.450.60	23.553.11	0.00	23.553.11	Used	X6 Series	Commercial	



**Compartment German Auto Loans 11**  
**Monthly Investor Report**

**9. Defaulted Amount & Recovery Amount - Loan Level Data**

Applicable only if loans have defaulted. Does not include defaulted amounts less than 10.00 EUR.

	Month / Year of Default	Month / Year of Loan Origination	Initial Principal Balance (in EUR)	Principal Balance of Loan at Default (in EUR)	Recovery Total (in EUR)	Principal Balance End of Period (in EUR)	Object Type (new / used)	Vehicle Series	Customer Type (private / commercial)	Out of Deal (Month / Year)
149	Aua - 24	Jan - 23	26.446.03	25.391.40	0.00	25.391.40	Used	5 Series	Private	
150	Aua - 24	Aua - 21	20.387.30	15.888.40	0.00	15.923.37	Used	4 Series	Private	
151	Aua - 24	Sept - 21	32.463.01	10.935.74	10.935.74	0.00	New	MINI	Commercial	
152	Aua - 24	Jan - 21	6.030.42	2.088.92	606.36	1.482.56	Used	Other BMW Group	Private	
153	Aua - 24	Oct - 20	11.122.47	7.738.24	0.00	7.738.24	Used	Non BMW Group (incl. Motorcycles)	Commercial	
154	Sept - 24	Apr - 21	19.137.16	15.321.55	0.00	15.321.55	Used	1 Series	Commercial	
155	Sept - 24	Feb - 22	12.346.73	10.906.45	0.00	10.906.45	Used	MINI	Commercial	
156	Sept - 24	Jul - 21	22.297.20	17.854.94	0.00	17.854.94	Used	X3 Series	Commercial	
157	Sept - 24	Jul - 20	58.262.26	45.536.98	0.00	45.536.98	Used	X6 Series	Commercial	
158	Sept - 24	Nov - 22	22.957.96	20.441.37	0.00	20.441.37	Used	Non BMW Group (incl. Motorcycles)	Commercial	
159	Sept - 24	Apr - 21	7.387.75	2.770.75	0.00	2.770.75	Used	Non BMW Group (incl. Motorcycles)	Commercial	
160	Sept - 24	Aua - 21	30.196.39	21.888.96	18.235.29	3.653.67	New	MINI	Commercial	
161	Sept - 24	Jan - 21	27.544.34	11.223.34	1.638.71	9.584.63	Used	5 Series	Commercial	
162	Sept - 24	Sept - 21	30.513.24	25.250.35	19.326.11	5.924.24	New	MINI	Private	
163	Sept - 24	Sept - 21	44.262.94	36.756.31	0.00	36.756.31	New	3 Series	Commercial	
164	Sept - 24	Nov - 21	56.124.64	50.267.41	0.00	50.267.41	New	X6 Series	Commercial	
165	Sept - 24	Nov - 21	51.343.05	39.820.54	0.00	39.820.54	New	5 Series	Commercial	
166	Sept - 24	Dec - 20	91.480.54	71.528.89	0.00	71.528.89	Used	Non BMW Group (incl. Motorcycles)	Commercial	
167	Sept - 24	Apr - 21	7.387.75	2.770.75	0.00	2.770.75	Used	Non BMW Group (incl. Motorcycles)	Commercial	
168	Sept - 24	Apr - 21	7.387.75	2.770.75	0.00	2.770.75	Used	Non BMW Group (incl. Motorcycles)	Commercial	
169	Sept - 24	Mar - 20	22.696.50	18.732.12	0.00	18.732.12	Used	X1 Series	Commercial	
170	Sept - 24	Feb - 21	4.452.36	1.031.38	0.00	1.031.38	Used	3 Series	Private	
171	Sept - 24	Oct - 20	17.559.76	12.926.09	12.926.09	0.00	Used	Z Series	Private	
172	Jan - 23	June - 21	2.273.27	340.63	123.12	217.51	Used	3 Series	Private	Jan - 23
173	Nov - 22	Mav - 20	23.263.11	22.848.41	21.725.48	1.122.93	Used	7 Series	Commercial	Feb - 23
174	Jan - 23	Apr - 20	19.194.02	18.353.96	15.972.69	2.381.27	Used	5 Series	Commercial	Mar - 23
175	Jan - 23	Jan - 22	61.989.55	58.787.11	39.493.34	19.293.77	New	1 Series	Private	Apr - 23
176	Jan - 23	Apr - 20	25.854.91	24.838.38	13.917.54	10.920.84	Used	3 Series	Commercial	Apr - 23
177	Feb - 23	Jan - 22	14.589.16	13.786.67	12.403.50	1.383.17	Used	1 Series	Commercial	May - 23
178	Feb - 23	Jul - 21	29.886.33	28.125.51	26.144.23	1.981.28	Used	5 Series	Commercial	May - 23
179	Mav - 23	Dec - 21	23.364.66	270.05	74.84	195.21	Used	3 Series	Private	May - 23
180	Mar - 23	Feb - 21	31.242.26	28.747.12	24.284.01	4.463.11	Used	5 Series	Commercial	July - 23
181	Apr - 23	Mav - 21	8.222.56	7.372.23	5.825.75	1.546.48	Used	5 Series	Private	July - 23
182	Mav - 23	Sept - 20	28.858.27	25.828.42	18.961.42	6.867.00	Used	X6 Series	Commercial	Aug - 23
183	June - 23	Mav - 20	30.748.38	28.886.80	11.734.52	17.152.28	Used	X6 Series	Private	Sept - 23
184	Jul - 23	Oct - 20	80.709.57	74.277.16	50.359.95	23.917.21	New	8 Series	Commercial	Sept - 23
185	Jul - 23	June - 21	17.210.83	15.113.70	10.804.19	4.309.51	Used	3 Series	Private	Sept - 23

# Compartment German Auto Loans 11

## Monthly Investor Report

Reporting Date: Oct 10, 2024  
 Payment Date: Oct 21, 2024  
 Period No.: 29  
 Monthly Period: Sept, 2024  
 Interest Period: Sept 20, 2024 to Oct 21, 2024  
 = 31 days

### 9. Defaulted Amount & Recovery Amount - Loan Level Data

Applicable only if loans have defaulted. Does not include defaulted amounts less than 10.00 EUR.

	Month / Year of Default	Month / Year of Loan Origination	Initial Principal Balance (in EUR)	Principal Balance of Loan at Default (in EUR)	Recovery Total (in EUR)	Principal Balance End of Period (in EUR)	Object Type (new / used)	Vehicle Series	Customer Type (private / commercial)	Out of Deal (Month / Year)
186	Mav - 23	Apr - 20	29.011.76	25.890.10	23.263.39	2.626.71	Used	5 Series	Private	Oct - 23
187	Julv - 23	Oct - 20	74.099.83	62.838.80	57.526.07	5.312.73	New	7 Series	Commercial	Oct - 23
188	Aua - 23	Mar - 21	9.167.41	7.723.95	5.860.13	1.863.82	Used	3 Series	Commercial	Oct - 23
189	Aua - 23	Dec - 21	26.662.38	26.425.63	15.264.71	11.160.92	Used	4 Series	Commercial	Nov - 23
190	Sept - 23	Oct - 20	41.520.52	36.132.38	27.270.25	8.862.13	Used	7 Series	Commercial	Nov - 23
191	Sept - 23	Julv - 20	16.611.82	15.383.05	11.859.50	3.523.55	New	MINI	Private	Dec - 23
192	Oct - 23	Mar - 20	13.826.90	11.584.81	9.455.58	2.129.23	Used	1 Series	Private	Jan - 24
193	Jan - 24	Oct - 20	13.342.95	385.33	77.98	307.35	New	Other BMW Group	Private	Jan - 24
194	Dec - 23	Nov - 21	52.423.98	45.414.49	41.348.61	4.065.88	Used	5 Series	Commercial	Feb - 24
195	Dec - 23	Sept - 20	51.650.31	46.662.86	41.662.72	5.000.14	New	X3 Series	Commercial	Feb - 24
196	Mar - 24	Julv - 20	2.395.22	192.21	29.10	163.11	Used	5 Series	Private	Mar - 24
197	Apr - 24	Oct - 20	27.700.81	0.00	-174.53	174.53	New	MINI	Private	Apr - 24
198	Feb - 24	Dec - 21	33.275.77	28.470.11	18.220.53	10.249.58	Used	6 Series	Commercial	May - 24
199	Mar - 24	Dec - 21	73.579.11	63.809.57	58.819.66	4.989.91	New	3 Series	Commercial	May - 24
200	Jan - 24	June - 21	42.690.55	34.718.72	30.216.94	4.501.78	Used	X6 Series	Private	June - 24
201	Mar - 24	Nov - 21	24.748.50	20.337.26	15.992.59	4.344.67	Used	5 Series	Private	June - 24
202	June - 24	June - 21	17.927.73	256.06	68.26	187.80	Used	MINI	Private	June - 24
203	Mar - 24	Feb - 22	52.695.24	44.685.65	11.590.30	33.095.35	Used	5 Series	Commercial	July - 24
204	Apr - 24	Apr - 22	21.515.68	20.356.63	9.486.08	10.870.55	Used	1 Series	Private	July - 24
205	Mav - 24	Nov - 21	71.832.65	63.356.65	54.668.34	8.789.44	New	X6 Series	Commercial	July - 24
206	Mar - 24	Aua - 21	31.959.36	27.489.61	17.133.77	10.355.84	Used	Non BMW Group (incl. Motorcycles)	Commercial	Aug - 24
207	Apr - 24	Jan - 23	18.715.48	17.587.67	2.774.33	14.813.34	Used	X3 Series	Private	Aug - 24
208	Apr - 24	Aua - 22	62.858.82	56.981.53	42.306.36	14.675.17	Used	X5 Series	Commercial	Aug - 24
209	June - 24	Aua - 21	37.790.10	29.996.14	28.489.91	1.506.23	New	4 Series	Commercial	Aug - 24
210	Julv - 24	Dec - 21	5.671.28	1.765.45	443.53	1.321.92	Used	1 Series	Private	Aug - 24
211	Julv - 24	Mav - 21	47.822.20	41.645.15	35.709.35	5.935.80	New	Z Series	Commercial	Sept - 24
212	Sept - 24	June - 20	7.246.66	255.27	91.15	164.12	Used	1 Series	Private	Sept - 24

**Compartment German Auto Loans 11**  
**Monthly Investor Report**

Reporting Date:	Oct 10, 2024
Payment Date:	Oct 21, 2024
Period No.:	29
Monthly Period:	Sept, 2024
Interest Period:	Sept 20, 2024 to Oct 21, 2024 = 31 days

**10. Outstanding Note Balance**

<b>1. Note Balance</b>	<b>All Notes</b>	<b>Class A</b>	<b>Class B</b>
<b>Initial Note Information</b>			
ISIN code		XS2464345656	XS2464377345
Currency		EUR	EUR
Legal final maturity		May 2030	May 2030
Rating (Fitch   Moody's   S&P   DBRS)		AAA   Aaa   N/A   N/A	N/A
Initial notes aggregate principal outstanding balance in EUR	828,700,000.00	750,000,000.00	78,700,000.00
Nominal amount per note in EUR		100,000.00	100,000.00
Initial number of notes per class in EUR		7,500	787
<b>Current Note Information</b>			
Notes aggregate principal outstanding balance in EUR - BoP	373,905,484.13	295,205,484.13	78,700,000.00
Available distribution amount in EUR	29,786,272.72		
Redemption per class in EUR		23,706,899.93	0,00
Redemption per note in EUR		3,160.92	0.00
Notes aggregate principal outstanding balance in EUR - EoP	350,198,584.20	271,498,584.20	78,700,000.00
Current pool factor		0.36	1.00
<b>2. Payments to Investor per Note</b>			
		<b>Class A</b>	<b>Class B</b>
Interest Type		Floating Rate	Fixed Rate
Reference Rate		1M_EURIBOR	NONE
Actual Interest Rate		3.398%	NONE
Spread		0.60%	0.00%
Coupon		3.998%	1.00%
Day count fraction		Actual/360	Actual/360
Interest days		31 days	31 days
Principal outstanding per note in EUR - BoP		39,360.73	100,000.00
Principal repayment per note in EUR		3,160.92	0.00
Principal outstanding per note in EUR - EoP		36,199.81	100,000.00
Interest payment per Note in EUR		135.51	86.11

## Compartment German Auto Loans 11

### Monthly Investor Report

Reporting Date:	Oct 10, 2024
Payment Date:	Oct 21, 2024
Period No.:	29
Monthly Period:	Sept, 2024
Interest Period:	Sept 20, 2024 to Oct 21, 2024 = 31 days

## 10. Outstanding Note Balance

<b>3. Credit Enhancement</b>	Initial Period (in EUR)	Initial CE (in %)	Current Period (in EUR)	Current CE (in %)
Class A	750,000,000.00	10.10	271,498,584.20	26.55
Class B	78,700,000.00	0.60	78,700,000.00	4.86
Cash Reserve (+ Overcollateralisation)	4,995,000.00	0.00	17,626,092.64	0.00

BMW Bank GmbH complies with the retention requirement of a material net economic interest in accordance with article 6 of the Securitisation Regulation. A minimum of 5.0% of the net economic interest will be retained on an ongoing basis in form of retention of the Class B Notes and Subordinated Loan.

## 4. Clean-Up Call Option

If the current aggregate outstanding principal balance is less than 10% of the initial aggregate principal balance on the issue date or if all outstanding Class A notes are repaid in full, the seller will have the option under the receivables purchase agreement to demand from the issuer the resale of all outstanding purchased receivables.

Aggregate outstanding principal balance at end of period (in EUR)	362,829,676.84
Clean-Up option exercisable	No

**Compartment German Auto Loans 11**  
**Monthly Investor Report**

Reporting Date:	Oct 10, 2024
Payment Date:	Oct 21, 2024
Period No.:	29
Monthly Period:	Sept, 2024
Interest Period:	Sept 20, 2024 to Oct 21, 2024 = 31 days

**11. Original Principal Balance**

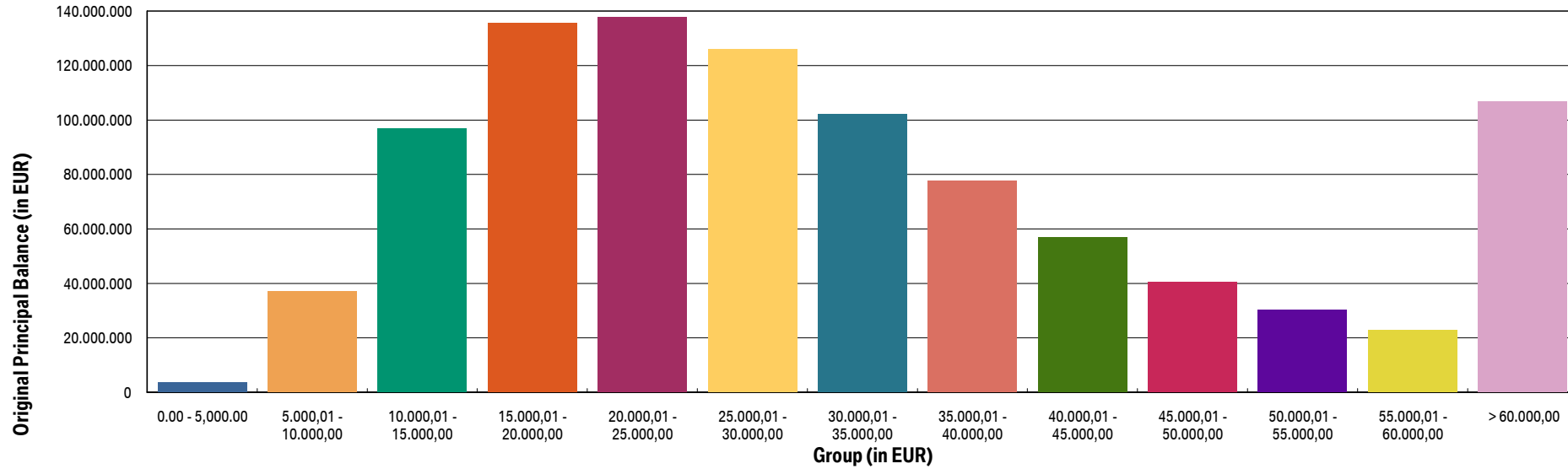
Initial Portfolio as of origination of contract

Group (in EUR) (by Original Principal Balance)	Original Principal Balance (in EUR)	Original Principal Balance (in % of total)	Number of Contracts	Number of Contracts (in % of total)
0.00 - 5.000,00	3,468,752.63	0.36	882	2.14
5.000,01 - 10.000,00	37,025,988.67	3.81	4,637	11.23
10.000,01 - 15.000,00	96,717,364.23	9.94	7,631	18.48
15.000,01 - 20.000,00	135,604,034.99	13.94	7,725	18.70
20.000,01 - 25.000,00	137,735,517.93	14.16	6,129	14.84
25.000,01 - 30.000,00	125,934,336.90	12.94	4,582	11.09
30.000,01 - 35.000,00	102,090,605.63	10.49	3,150	7.63
35.000,01 - 40.000,00	77,542,541.20	7.97	2,071	5.01
40.000,01 - 45.000,00	56,702,324.29	5.83	1,337	3.24
45.000,01 - 50.000,00	40,499,171.39	4.16	853	2.07
50.000,01 - 55.000,00	30,101,767.74	3.09	575	1.39
55.000,01 - 60.000,00	22,687,724.59	2.33	394	0.95
> 60.000,00	106,874,703.08	10.98	1,335	3.23
<b>Total</b>	<b>972,984,833.27</b>	<b>100.00</b>	<b>41,301</b>	<b>100.00</b>

Average: 23,558.39  
 Min: 692.47  
 Max: 319,962.44

**Compartment German Auto Loans 11**  
**Monthly Investor Report**

Reporting Date: Oct 10, 2024  
 Payment Date: Oct 21, 2024  
 Period No.: 29  
 Monthly Period: Sept, 2024  
 Interest Period: Sept 20, 2024 to Oct 21, 2024  
 = 31 days



**Compartment German Auto Loans 11**  
**Monthly Investor Report**

Reporting Date:	Oct 10, 2024
Payment Date:	Oct 21, 2024
Period No.:	29
Monthly Period:	Sept, 2024
Interest Period:	Sept 20, 2024 to Oct 21, 2024 = 31 days

**12. Aggregate Principal Balance**

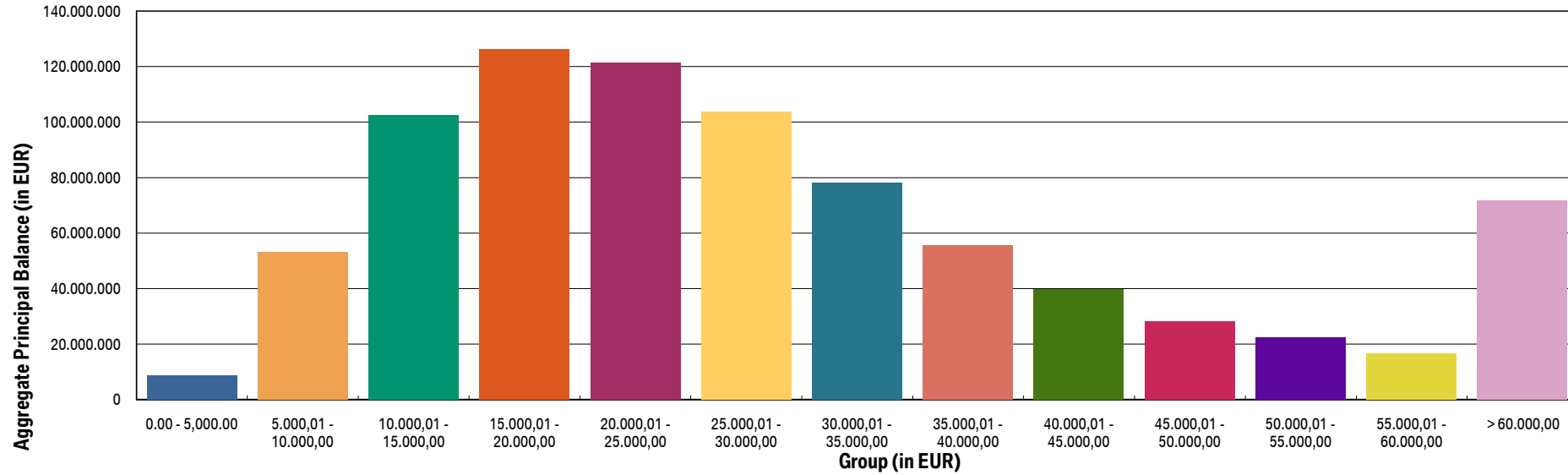
Initial Portfolio

Group (in EUR)	Aggregate Outstanding Principal Balance (in EUR)	Aggregate Outstanding Principal Balance (in % of total)	Number of Contracts	Number of Contracts (in % of total)
0.00 - 5,000.00	8,786,964.09	1.06	2,589	6.27
5,000,01 - 10,000,00	53,150,401.46	6.41	6,933	16.79
10,000,01 - 15,000,00	102,333,494.29	12.35	8,209	19.88
15,000,01 - 20,000,00	126,331,831.22	15.24	7,262	17.58
20,000,01 - 25,000,00	121,290,486.44	14.64	5,421	13.13
25,000,01 - 30,000,00	103,861,541.80	12.53	3,800	9.20
30,000,01 - 35,000,00	78,250,962.58	9.44	2,420	5.86
35,000,01 - 40,000,00	55,576,066.77	6.71	1,492	3.61
40,000,01 - 45,000,00	39,891,872.72	4.81	943	2.28
45,000,01 - 50,000,00	28,225,512.49	3.41	597	1.45
50,000,01 - 55,000,00	22,552,878.74	2.72	430	1.04
55,000,01 - 60,000,00	16,685,301.04	2.01	291	0.70
> 60,000,00	71,762,665.74	8.66	914	2.21
<b>Total</b>	<b>828,699,979.38</b>	<b>100.00</b>	<b>41,301</b>	<b>100.00</b>

Average: 20,064.89  
 Min: 219.67  
 Max: 291,226.37

**Compartment German Auto Loans 11**  
**Monthly Investor Report**

Reporting Date: Oct 10, 2024  
 Payment Date: Oct 21, 2024  
 Period No.: 29  
 Monthly Period: Sept, 2024  
 Interest Period: Sept 20, 2024 to Oct 21, 2024  
 = 31 days





**Compartment German Auto Loans 11**  
**Monthly Investor Report**

Reporting Date:	Oct 10, 2024
Payment Date:	Oct 21, 2024
Period No.:	29
Monthly Period:	Sept, 2024
Interest Period:	Sept 20, 2024 to Oct 21, 2024 = 31 days

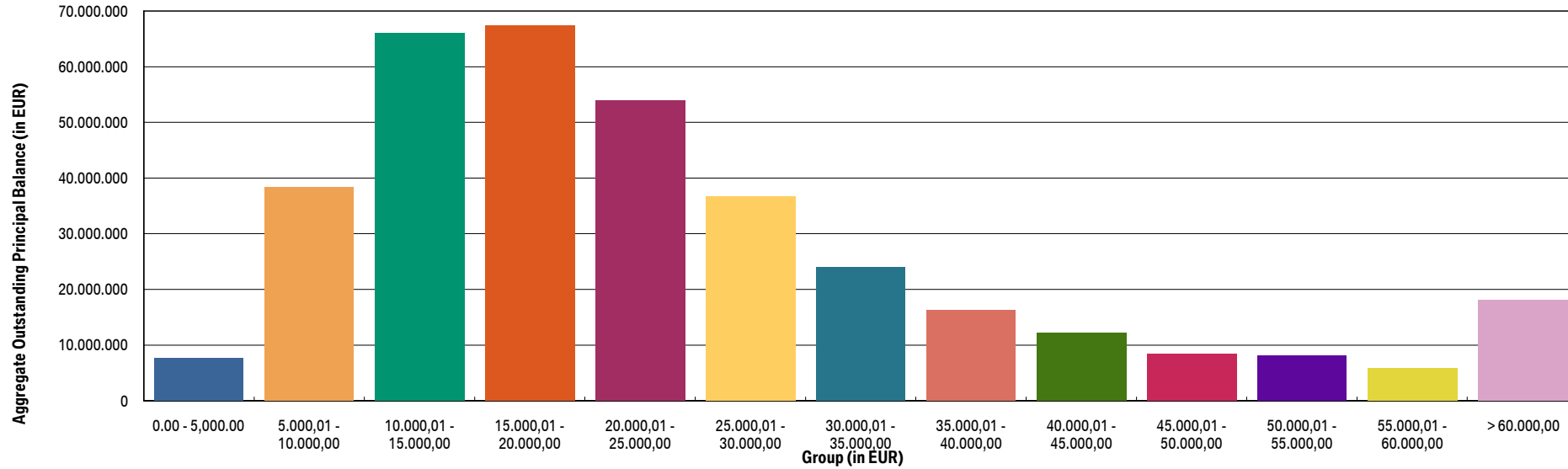
**13. Aggregate Outstanding Principal Balance**

Current Portfolio

Group (in EUR)	Aggregate Outstanding Principal Balance (in EUR)	Aggregate Outstanding Principal Balance (in % of total)	Number of Contracts	Number of Contracts (in % of total)
0.00 - 5,000.00	7,663,126.24	2.11	5,786	22.35
5.000,01 - 10.000,00	38,337,230.97	10.57	5,006	19.34
10.000,01 - 15.000,00	65,980,318.50	18.18	5,300	20.47
15.000,01 - 20.000,00	67,436,035.11	18.59	3,894	15.04
20.000,01 - 25.000,00	53,980,120.26	14.88	2,419	9.34
25.000,01 - 30.000,00	36,630,433.55	10.10	1,344	5.19
30.000,01 - 35.000,00	24,029,721.87	6.62	744	2.87
35.000,01 - 40.000,00	16,213,829.48	4.47	435	1.68
40.000,01 - 45.000,00	12,228,164.52	3.37	289	1.12
45.000,01 - 50.000,00	8,416,681.63	2.32	178	0.69
50.000,01 - 55.000,00	8,039,762.20	2.22	154	0.59
55.000,01 - 60.000,00	5,805,044.37	1.60	101	0.39
> 60.000,00	18,069,208.14	4.98	237	0.92
<b>Total</b>	<b>362,829,676.84</b>	<b>100.00</b>	<b>25,887</b>	<b>100.00</b>
WA:	14,015.91			
Min:	0.00			
Max:	237,025.96			

**Compartment German Auto Loans 11**  
**Monthly Investor Report**

Reporting Date: Oct 10, 2024  
 Payment Date: Oct 21, 2024  
 Period No.: 29  
 Monthly Period: Sept, 2024  
 Interest Period: Sept 20, 2024 to Oct 21, 2024  
 = 31 days



# Compartment German Auto Loans 11

## Monthly Investor Report

Reporting Date:	Oct 10, 2024
Payment Date:	Oct 21, 2024
Period No.:	29
Monthly Period:	Sept, 2024
Interest Period:	Sept 20, 2024 to Oct 21, 2024 = 31 days

### 14. Down Payments

#### Current Portfolio

Group (in EUR)	Aggregate Outstanding Principal Balance (in EUR)	Aggregate Outstanding Principal Balance (in % of total)	Number of Contracts	Number of Contracts (in % of total)
No Down Payment	78,573,288.44	21.66	6,123	23.65
<=1000	4,556,593.08	1.26	469	1.81
1.000,01 - 2.000,00	14,841,012.97	4.09	1,324	5.11
2.000,01 - 3.000,00	19,749,118.36	5.44	1,817	7.02
3.000,01 - 4.000,00	18,435,096.58	5.08	1,667	6.44
4.000,01 - 5.000,00	36,148,964.45	9.96	2,803	10.83
5.000,01 - 6.000,00	17,808,578.08	4.91	1,387	5.36
6.000,01 - 7.000,00	14,686,682.57	4.05	1,118	4.32
7.000,01 - 8.000,00	16,766,062.09	4.62	1,208	4.67
8.000,01 - 9.000,00	9,291,679.76	2.56	643	2.48
9.000,01 - 10.000,00	34,174,810.08	9.42	2,174	8.40
10.000,01 - 11.000,00	5,526,931.13	1.52	344	1.33
11.000,01 - 12.000,00	10,023,121.29	2.76	609	2.35
12.000,01 - 13.000,00	6,848,118.19	1.89	414	1.60
13.000,01 - 14.000,00	5,392,799.61	1.49	303	1.17
14.000,01 - 15.000,00	17,303,589.43	4.77	987	3.81
> 15.000,00	52,703,230.73	14.53	2,497	9.65
<b>Total</b>	<b>362,829,676.84</b>	<b>100.00</b>	<b>25,887</b>	<b>100.00</b>

Minimum Down Payment:	15.43
Maximum Down Payment:	150,000.00
Average Down Payment:	6,735.54
Average Down Payment (customers that made a Down Payment)	8,822.25

## Compartment German Auto Loans 11

### Monthly Investor Report

Reporting Date:	Oct 10, 2024
Payment Date:	Oct 21, 2024
Period No.:	29
Monthly Period:	Sept, 2024
Interest Period:	Sept 20, 2024 to Oct 21, 2024 = 31 days

## 15. Borrower Concentration

### Current Portfolio

Borrower (Top 20)	Aggregate Outstanding Principal Balance (in EUR)	Aggregate Outstanding Principal Balance (in % of total)	Number of Contracts	Number of Contracts (in % of total)
1	246,662.20	0.07	2	0.01
2	239,136.90	0.07	2	0.01
3	237,025.96	0.07	1	0.00
4	233,043.41	0.06	1	0.00
5	176,489.91	0.05	4	0.02
6	174,963.03	0.05	1	0.00
7	166,990.88	0.05	32	0.12
8	159,906.59	0.04	7	0.03
9	142,445.96	0.04	3	0.01
10	135,151.44	0.04	1	0.00
11	131,676.47	0.04	1	0.00
12	130,770.12	0.04	1	0.00
13	127,888.30	0.04	2	0.01
14	125,781.94	0.03	1	0.00
15	124,639.34	0.03	1	0.00
16	116,221.14	0.03	1	0.00
17	115,565.34	0.03	2	0.01
18	112,924.98	0.03	1	0.00
19	111,562.60	0.03	1	0.00
20	111,468.78	0.03	4	0.02
<b>Total</b>	<b>3,120,315.29</b>	<b>0.86</b>	<b>69</b>	<b>0.27</b>

<b>Total Portfolio Balance</b>	<b>362,829,676.84</b>
--------------------------------	-----------------------

**Compartment German Auto Loans 11**  
**Monthly Investor Report**

Reporting Date:	Oct 10, 2024
Payment Date:	Oct 21, 2024
Period No.:	29
Monthly Period:	Sept, 2024
Interest Period:	Sept 20, 2024 to Oct 21, 2024 = 31 days

**16. Geographical Distribution**

Initial Portfolio

Post code area	Aggregate Outstanding Principal Balance (in EUR)	Aggregate Outstanding Principal Balance (in % of total)	Number of Contracts	Number of contracts (in % of total)
post code area 0	42,592,070.70	5.14	2,094	5.07
post code area 1	51,357,924.58	6.20	2,327	5.63
post code area 2	79,328,562.42	9.57	3,877	9.39
post code area 3	73,042,095.70	8.81	3,836	9.29
post code area 4	107,617,066.46	12.99	5,291	12.81
post code area 5	100,112,910.83	12.08	5,036	12.19
post code area 6	98,532,624.20	11.89	4,923	11.92
post code area 7	94,860,707.88	11.45	4,984	12.07
post code area 8	109,651,823.36	13.23	5,258	12.73
post code area 9	71,604,193.25	8.64	3,675	8.90
<b>Total</b>	<b>828,699,979.38</b>	<b>100.00</b>	<b>41,301</b>	<b>100.00</b>

**Compartment German Auto Loans 11**  
**Monthly Investor Report**

Reporting Date:	Oct 10, 2024
Payment Date:	Oct 21, 2024
Period No.:	29
Monthly Period:	Sept, 2024
Interest Period:	Sept 20, 2024 to Oct 21, 2024 = 31 days

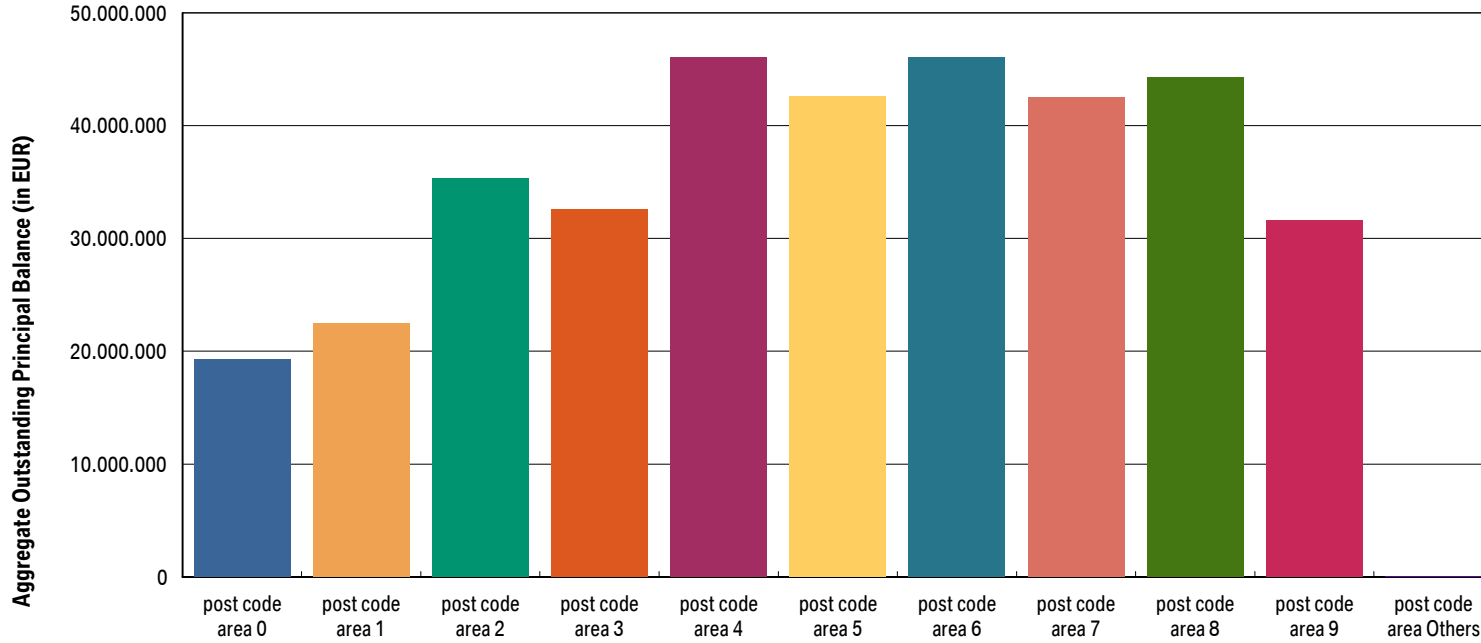
**16. Geographical Distribution**

Current Portfolio

Post code area	Aggregate Outstanding Principal Balance (in EUR)	Aggregate Outstanding Principal Balance (in % of total)	Number of Contracts	Number of Contracts (in % of total)
post code area 0	19,310,454.19	5.32	1,391	5.37
post code area 1	22,499,961.52	6.20	1,472	5.69
post code area 2	35,290,145.29	9.73	2,455	9.48
post code area 3	32,538,043.89	8.97	2,389	9.23
post code area 4	46,069,344.69	12.70	3,316	12.81
post code area 5	42,630,081.74	11.75	3,124	12.07
post code area 6	46,078,096.67	12.70	3,322	12.83
post code area 7	42,517,818.95	11.72	3,072	11.87
post code area 8	44,245,668.96	12.19	3,052	11.79
post code area 9	31,562,897.49	8.70	2,282	8.82
post code area Others	87,163.45	0.02	12	0.05
<b>Total</b>	<b>362,829,676.84</b>	<b>100.00</b>	<b>25,887</b>	<b>100.00</b>

**Compartment German Auto Loans 11**  
**Monthly Investor Report**

Reporting Date:	Oct 10, 2024
Payment Date:	Oct 21, 2024
Period No.:	29
Monthly Period:	Sept, 2024
Interest Period:	Sept 20, 2024 to Oct 21, 2024 = 31 days



# Compartment German Auto Loans 11

## Monthly Investor Report

Reporting Date:	Oct 10, 2024
Payment Date:	Oct 21, 2024
Period No.:	29
Monthly Period:	Sept, 2024
Interest Period:	Sept 20, 2024 to Oct 21, 2024 = 31 days

### 17. Car Type & Customer Group

#### Initial Portfolio

Car Type	Aggregate Outstanding Principal Balance (in EUR)	Aggregate Outstanding Principal Balance (in % of total)	Number of Contracts	Number of Contracts (in % of total)
New	353,243,188.04	42.63	12,949	31.35
Used	475,456,791.34	57.37	28,352	68.65
<b>Total</b>	<b>828,699,979.38</b>	<b>100.00</b>	<b>41,301</b>	<b>100.00</b>

Customer Group	Aggregate Outstanding Principal Balance (in EUR)	Aggregate Outstanding Principal Balance (in % of total)	Number of Contracts	Number of Contracts (in % of total)
Commercial	227,906,404.70	27.50	7,732	18.72
Private Individual	600,793,574.68	72.50	33,569	81.28
<b>Total</b>	<b>828,699,979.38</b>	<b>100.00</b>	<b>41,301</b>	<b>100.00</b>

#### Current Portfolio

Car Type	Aggregate Outstanding Principal Balance (in EUR)	Aggregate Outstanding Principal Balance (in % of total)	Number of Contracts	Number of Contracts (in % of total)
New	143,077,316.54	39.43	7,273	28.10
Used	219,752,360.30	60.57	18,614	71.90
<b>Total</b>	<b>362,829,676.84</b>	<b>100.00</b>	<b>25,887</b>	<b>100.00</b>

Customer Group	Aggregate Outstanding Principal Balance (in EUR)	Aggregate Outstanding Principal Balance (in % of total)	Number of Contracts	Number of Contracts (in % of total)
Commercial	98,184,011.66	27.06	4,792	18.51
Private Individual	264,645,665.18	72.94	21,095	81.49
<b>Total</b>	<b>362,829,676.84</b>	<b>100.00</b>	<b>25,887</b>	<b>100.00</b>



**Compartment German Auto Loans 11**  
**Monthly Investor Report**

Reporting Date:	Oct 10, 2024
Payment Date:	Oct 21, 2024
Period No.:	29
Monthly Period:	Sept, 2024
Interest Period:	Sept 20, 2024 to Oct 21, 2024 = 31 days

**18. Fuel Type**

Current Portfolio

Fuel Type	Aggregate Outstanding Principal Balance (in EUR)	Aggregate Outstanding Principal Balance (in % of total)	Number of Contracts	Number of Contracts (in % of total)
B	164,903,060.12	45.45	12,601	48.68
D	150,117,042.52	41.37	10,591	40.91
E	6,471,117.59	1.78	400	1.55
U	16,335,451.21	4.50	1,170	4.52
X	15,392,093.96	4.24	765	2.96
Y	9,610,911.44	2.65	360	1.39
<b>Total</b>	<b>362,829,676.84</b>	<b>100.00</b>	<b>25,887</b>	<b>100.00</b>

B = Petrol; D = Diesel; E = Electric; G = LPG; H = Hydrogen; M = Methane; T = Ethanol; X = Hybrid-Petrol; Y = Hybrid-Diesel; Z = Hydrogen-Electric; U = Undefined.

**Compartment German Auto Loans 11**  
**Monthly Investor Report**

Reporting Date:	Oct 10, 2024
Payment Date:	Oct 21, 2024
Period No.:	29
Monthly Period:	Sept, 2024
Interest Period:	Sept 20, 2024 to Oct 21, 2024 = 31 days

**19. Delinquencies**

Initial Portfolio

Days past due	Aggregate Outstanding Principal Balance (in EUR)	Aggregate Outstanding Principal Balance (in % of total)	Number of Contracts	Number of Contracts (in % of total)
1 - 30	0.00	0.00	0	0.00
31 - 60	0.00	0.00	0	0.00
61 - 90	0.00	0.00	0	0.00
91 - 120	0.00	0.00	0	0.00
> 120	0.00	0.00	0	0.00
<b>Total</b>	<b>0.00</b>	<b>0.00</b>	<b>0</b>	<b>0.00</b>

Current Portfolio

Days past due	Aggregate Outstanding Principal Balance (in EUR)	Aggregate Outstanding Principal Balance (in % of total)	Number of Contracts	Number of Contracts (in % of total)
1 - 30	5,778,110.10	1.59	308	1.19
31 - 60	1,320,804.09	0.36	66	0.25
61 - 90	683,982.38	0.19	36	0.14
91 - 120	451,534.22	0.12	25	0.10
> 120	521,528.43	0.14	25	0.10
<b>Total</b>	<b>8,755,959.22</b>	<b>2.41</b>	<b>460</b>	<b>1.78</b>

# Compartment German Auto Loans 11

## Monthly Investor Report

Reporting Date:	Oct 10, 2024
Payment Date:	Oct 21, 2024
Period No.:	29
Monthly Period:	Sept, 2024
Interest Period:	Sept 20, 2024 to Oct 21, 2024 = 31 days

### 20. Delinquencies Analysis

Monthly Period	Performing (in EUR)	31-60 days past due (in EUR)	61-90 days past due (in EUR)	91-120 days past due (in EUR)	>120 days past due (in EUR)
May - 22	828,699,983.18	0.00	0.00	0.00	0.00
June - 22	828,586,387.15	113,498.64	0.00	0.00	0.00
July - 22	828,466,085.58	120,327.09	113,498.64	0.00	0.00
Aug - 22	828,398,313.82	194,333.75	30,628.20	76,661.87	0.00
Sept - 22	828,142,592.11	347,969.67	115,188.06	30,628.20	63,449.86
Oct - 22	828,038,746.63	315,143.34	239,033.41	67,036.02	39,979.67
Nov - 22	827,936,941.27	498,898.44	97,108.76	118,259.40	48,731.82
Dec - 22	827,871,943.81	428,843.09	242,716.75	60,094.64	96,321.83
Jan - 23	827,820,131.02	416,018.93	241,529.63	174,902.54	47,360.36
Feb - 23	827,949,245.19	341,729.53	242,605.40	57,308.36	109,035.85
Mar - 23	827,566,197.49	656,613.74	215,976.70	172,570.84	88,624.36
Apr - 23	827,021,561.41	1,043,833.83	307,839.77	124,408.50	202,348.97
May - 23	798,913,241.27	696,824.31	556,882.55	152,674.12	287,905.80
June - 23	768,207,783.03	830,072.37	400,984.35	467,621.22	315,649.00
July - 23	737,663,847.42	854,033.97	203,105.59	246,020.49	566,095.69
Aug - 23	707,281,321.44	893,057.13	230,085.07	90,047.08	625,633.67
Sept - 23	677,735,069.36	808,641.28	378,739.49	153,325.69	410,072.05
Oct - 23	647,635,926.14	902,562.85	403,967.85	182,407.47	327,542.98
Nov - 23	618,596,981.68	794,819.44	502,418.23	254,841.89	386,473.74
Dec - 23	590,499,423.29	1,178,239.70	333,114.86	257,744.94	390,031.37
Jan - 24	561,624,377.10	1,169,860.92	581,598.45	218,685.32	639,944.55
Feb - 24	538,365,681.12	1,046,898.72	580,343.50	275,260.85	565,236.45
Mar - 24	512,611,755.83	1,144,297.85	660,383.03	297,988.00	720,344.68
Apr - 24	486,126,489.65	848,729.25	749,769.55	444,956.29	589,598.80
May - 24	461,152,170.33	817,971.12	293,895.92	544,602.60	781,591.29
June - 24	435,125,259.98	1,069,980.17	516,554.55	184,895.03	960,711.58
July - 24	408,264,026.06	1,198,938.53	398,100.21	229,694.56	854,819.83
Aug - 24	383,295,881.03	1,257,150.58	687,579.73	311,637.66	696,264.18
Sept - 24	359,851,827.72	1,320,804.09	683,982.38	451,534.22	521,528.43

**Compartment German Auto Loans 11**  
**Monthly Investor Report**

Reporting Date:	Oct 10, 2024
Payment Date:	Oct 21, 2024
Period No.:	29
Monthly Period:	Sept, 2024
Interest Period:	Sept 20, 2024 to Oct 21, 2024 = 31 days

**21. Seasoning**

Initial Portfolio

Group (in months)	Aggregate Outstanding Principal Balance (in EUR)	Aggregate Outstanding Principal Balance (in % of total)	Number of Contracts	Number of Contracts (in % of total)
<= 6	234,141,092.14	28.25	9,757	23.62
> 6 - <= 12	242,922,880.74	29.31	11,832	28.65
> 12 - <= 24	310,058,611.35	37.42	17,189	41.62
> 24 - <= 36	40,519,309.75	4.89	2,446	5.92
> 36 - <= 42	1,058,085.40	0.13	77	0.19
> 42 - <= 48	0.00	0.00	0	0.00
> 48 - <= 53	0.00	0.00	0	0.00
> 53	0.00	0.00	0	0.00
<b>Total</b>	<b>828,699,979.38</b>	<b>100.00</b>	<b>41,301</b>	<b>100.00</b>

WA Seasoning (in months): 12.07

Min (in months): 2.00

Max (in months): 39.00

**Compartment German Auto Loans 11**  
**Monthly Investor Report**

Reporting Date:	Oct 10, 2024
Payment Date:	Oct 21, 2024
Period No.:	29
Monthly Period:	Sept, 2024
Interest Period:	Sept 20, 2024 to Oct 21, 2024 = 31 days

**21. Seasoning**

Current Portfolio

Group (in months)	Aggregate Outstanding Principal Balance (in EUR)	Aggregate Outstanding Principal Balance (in % of total)	Number of Contracts	Number of Contracts (in % of total)
<= 6	0.00	0.00	0	0.00
> 6 - <= 12	0.00	0.00	0	0.00
> 12 - <= 24	22,171,379.98	6.11	1,039	4.01
> 24 - <= 36	188,945,608.91	52.08	12,053	46.56
> 36 - <= 42	72,110,127.18	19.87	5,874	22.69
> 42 - <= 48	47,899,035.75	13.20	3,936	15.20
> 48 - <= 53	24,190,841.31	6.67	2,288	8.84
> 53	7,512,683.71	2.07	697	2.69
<b>Total</b>	<b>362,829,676.84</b>	<b>100.00</b>	<b>25,887</b>	<b>100.00</b>

WA Seasoning (in months): 36.29  
 Min (in months): 19.00  
 Max (in months): 67.00

**Compartment German Auto Loans 11**  
**Monthly Investor Report**

Reporting Date:	Oct 10, 2024
Payment Date:	Oct 21, 2024
Period No.:	29
Monthly Period:	Sept, 2024
Interest Period:	Sept 20, 2024 to Oct 21, 2024 = 31 days

**22. Remaining Term**

Initial Portfolio

Group (in months)	Aggregate Outstanding Principal Balance (in EUR)	Aggregate Outstanding Principal Balance (in % of total)	Number of Contracts	Number of Contracts (in % of total)
<= 6	4,873,281.28	0.59	667	1.61
> 6 - <= 12	28,512,625.86	3.44	2,364	5.72
> 12 - <= 24	168,513,531.77	20.33	10,463	25.33
> 24 - <= 36	257,862,147.29	31.12	12,603	30.51
> 36 - <= 42	121,200,606.27	14.63	5,625	13.62
> 42 - <= 48	104,153,699.30	12.57	4,326	10.47
> 48 - <= 53	63,126,724.74	7.62	2,435	5.90
> 53	80,457,362.87	9.71	2,818	6.82
<b>Total</b>	<b>828,699,979.38</b>	<b>100.00</b>	<b>41,301</b>	<b>100.00</b>

WA Remaining Term (in months): 34.44  
 Min (in months): 3.00  
 Max (in months): 60.00

**Compartment German Auto Loans 11**  
**Monthly Investor Report**

Reporting Date:	Oct 10, 2024
Payment Date:	Oct 21, 2024
Period No.:	29
Monthly Period:	Sept, 2024
Interest Period:	Sept 20, 2024 to Oct 21, 2024 = 31 days

**22. Remaining Term**

Current Portfolio

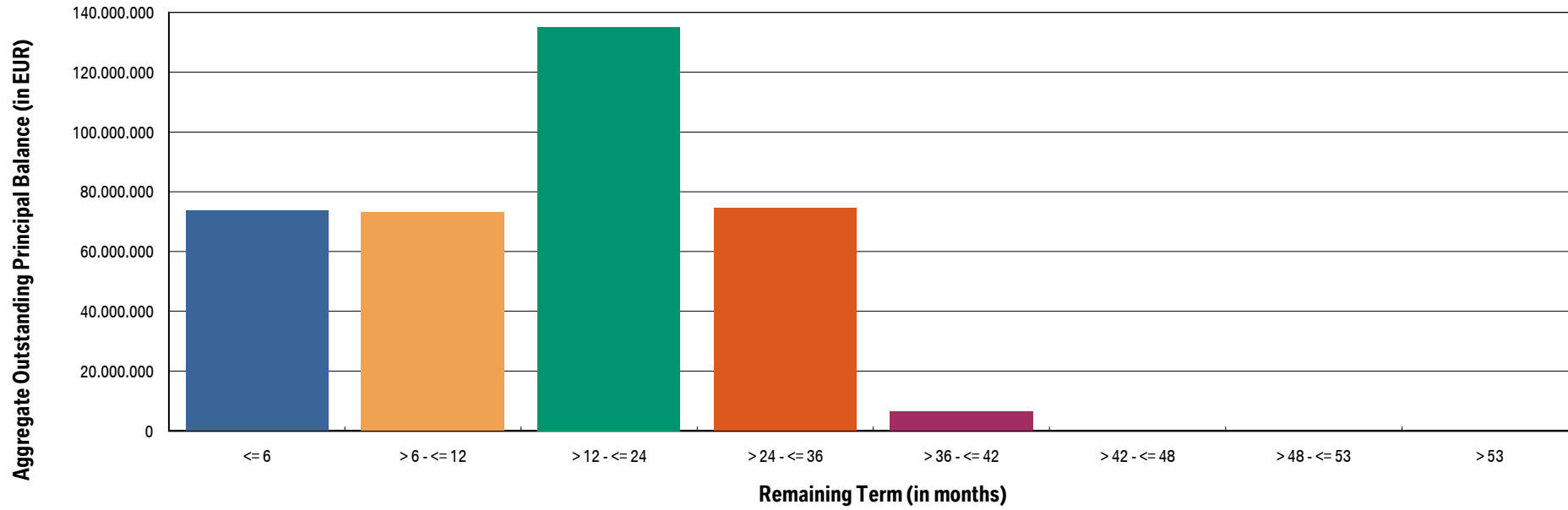
Group (in months)	Aggregate Outstanding Principal Balance (in EUR)	Aggregate Outstanding Principal Balance (in % of total)	Number of Contracts	Number of Contracts (in % of total)
<= 6	73,702,275.61	20.31	8,980	34.69
> 6 - <= 12	73,090,494.69	20.14	5,154	19.91
> 12 - <= 24	135,078,386.06	37.23	7,981	30.83
> 24 - <= 36	74,541,044.63	20.54	3,529	13.63
> 36 - <= 42	6,417,475.85	1.77	243	0.94
> 42 - <= 48	0.00	0.00	0	0.00
> 48 - <= 53	0.00	0.00	0	0.00
> 53	0.00	0.00	0	0.00
<b>Total</b>	<b>362,829,676.84</b>	<b>100.00</b>	<b>25,887</b>	<b>100.00</b>

WA Remaining Term (in months): 15.77  
 Min (in months): 0.00  
 Max (in months): 41.00



**Compartment German Auto Loans 11**  
**Monthly Investor Report**

Reporting Date:	Oct 10, 2024
Payment Date:	Oct 21, 2024
Period No.:	29
Monthly Period:	Sept, 2024
Interest Period:	Sept 20, 2024 to Oct 21, 2024 = 31 days





**Compartment German Auto Loans 11**  
**Monthly Investor Report**

Reporting Date:	Oct 10, 2024
Payment Date:	Oct 21, 2024
Period No.:	29
Monthly Period:	Sept, 2024
Interest Period:	Sept 20, 2024 to Oct 21, 2024 = 31 days

**23. Original Term**

Initial Portfolio

Group (in months)	Aggregate Outstanding Principal Balance (in EUR)	Aggregate Outstanding Principal Balance (in % of total)	Number of Contracts	Number of Contracts (in % of total)
<= 6	0.00	0.00	0	0.00
> 6 - <= 12	186,659.27	0.02	70	0.17
> 12 - <= 24	27,587,012.48	3.33	2,814	6.81
> 24 - <= 36	334,249,255.64	40.33	17,665	42.77
> 36 - <= 42	5,910,515.07	0.71	377	0.91
> 42 - <= 48	156,867,316.52	18.93	7,791	18.86
> 48 - <= 53	12,656,144.98	1.53	634	1.54
> 53	291,243,075.42	35.14	11,950	28.93
<b>Total</b>	<b>828,699,979.38</b>	<b>100.00</b>	<b>41,301</b>	<b>100.00</b>

WA Original Term (in months): 46.50  
 Min (in months): 12.00  
 Max (in months): 96.00

**Compartment German Auto Loans 11**  
**Monthly Investor Report**

Reporting Date:	Oct 10, 2024
Payment Date:	Oct 21, 2024
Period No.:	29
Monthly Period:	Sept, 2024
Interest Period:	Sept 20, 2024 to Oct 21, 2024 = 31 days

**23. Original Term**

Current Portfolio

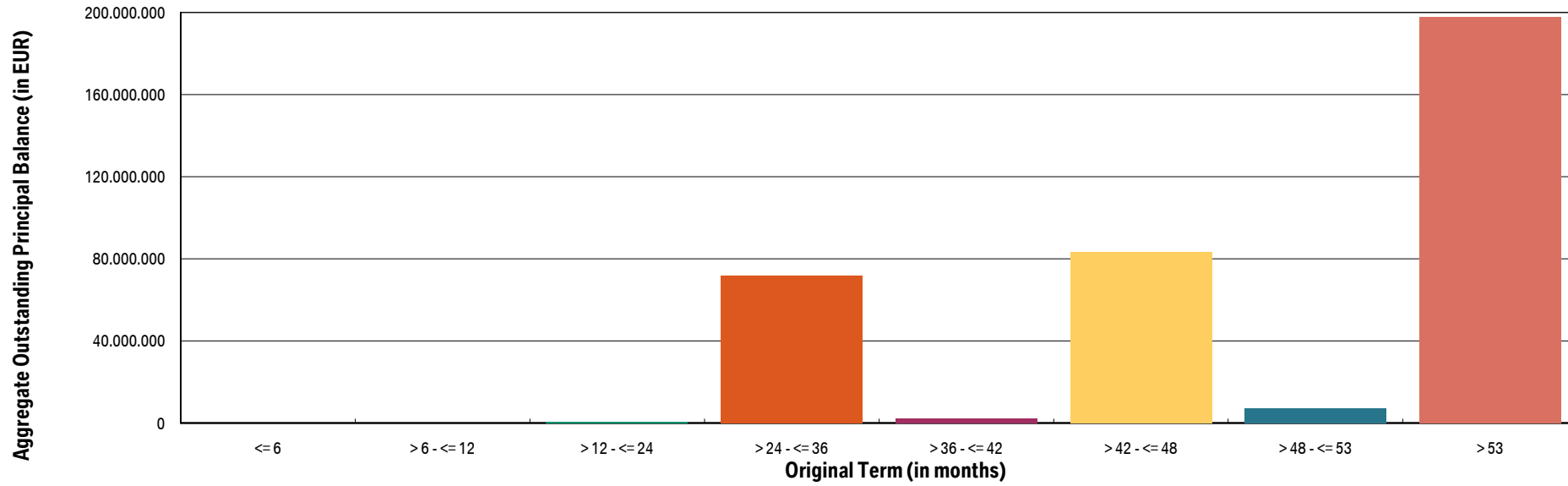
Group (in months)	Aggregate Outstanding Principal Balance (in EUR)	Aggregate Outstanding Principal Balance (in % of total)	Number of Contracts	Number of Contracts (in % of total)
<= 6	0.00	0.00	0	0.00
> 6 - <= 12	0.00	0.00	0	0.00
> 12 - <= 24	461,710.50	0.13	134	0.52
> 24 - <= 36	71,947,737.77	19.83	6,633	25.62
> 36 - <= 42	2,100,907.42	0.58	232	0.90
> 42 - <= 48	83,434,453.00	23.00	6,449	24.91
> 48 - <= 53	7,193,256.14	1.98	592	2.29
> 53	197,691,612.01	54.49	11,847	45.76
<b>Total</b>	<b>362,829,676.84</b>	<b>100.00</b>	<b>25,887</b>	<b>100.00</b>

WA Original Term (in months): 52.11  
 Min (in months): 19.00  
 Max (in months): 96.00



**Compartment German Auto Loans 11**  
**Monthly Investor Report**

Reporting Date:	Oct 10, 2024
Payment Date:	Oct 21, 2024
Period No.:	29
Monthly Period:	Sept, 2024
Interest Period:	Sept 20, 2024 to Oct 21, 2024 = 31 days



## Compartment German Auto Loans 11

### Monthly Investor Report

Reporting Date:	Oct 10, 2024
Payment Date:	Oct 21, 2024
Period No.:	29
Monthly Period:	Sept, 2024
Interest Period:	Sept 20, 2024 to Oct 21, 2024 = 31 days

## 24. Vehicle Class

### Initial Portfolio

Group	Aggregate Outstanding Principal Balance (in EUR)	Aggregate Outstanding Principal Balance (in % of total)	Number of Contracts	Number of Contracts (in % of total)
BMW 1 Series	74,820,859.22	9.03	5,523	13.37
BMW 2 Series	65,783,236.39	7.94	3,622	8.77
BMW 3 Series	86,868,298.74	10.48	4,665	11.30
BMW 4 Series	44,600,162.47	5.38	1,706	4.13
BMW 5 Series	94,664,754.78	11.42	4,016	9.72
BMW 6 Series	6,374,275.25	0.77	217	0.53
BMW 7 Series	13,267,870.38	1.60	392	0.95
BMW 8 Series	7,417,895.61	0.90	98	0.24
BMW X1 Series	61,257,759.96	7.39	3,317	8.03
BMW X2 Series	13,963,155.25	1.68	595	1.44
BMW X3 Series	59,052,981.31	7.13	2,326	5.63
BMW X4 Series	21,675,300.78	2.62	746	1.81
BMW X5 Series	59,014,303.25	7.12	1,543	3.74
BMW X6 Series	19,053,698.79	2.30	447	1.08
BMW X7 Series	8,826,715.08	1.07	121	0.29
BMW Z Series	12,196,571.55	1.47	390	0.94
BMW i Series	7,968,610.31	0.96	314	0.76
MINI	105,403,569.95	12.72	6,734	16.30
Non BMW Group Models (incl. Motorcycles)	38,058,931.01	4.59	1,887	4.57
Other BMW Group (incl. Motorcycles)	28,431,029.30	3.43	2,642	6.40
<b>Total</b>	<b>828,699,979.38</b>	<b>100.00</b>	<b>41,301</b>	<b>100.00</b>

**Compartment German Auto Loans 11**  
**Monthly Investor Report**

Reporting Date:	Oct 10, 2024
Payment Date:	Oct 21, 2024
Period No.:	29
Monthly Period:	Sept, 2024
Interest Period:	Sept 20, 2024 to Oct 21, 2024 = 31 days

**24. Vehicle Class**

Current Portfolio

Group	Aggregate Outstanding Principal Balance (in EUR)	Aggregate Outstanding Principal Balance (in % of total)	Number of Contracts	Number of Contracts (in % of total)
BMW 1 Series	29,081,005.79	8.02	3,267	12.62
BMW 2 Series	27,917,879.41	7.69	2,314	8.94
BMW 3 Series	38,710,360.15	10.67	2,959	11.43
BMW 4 Series	20,428,813.61	5.63	1,127	4.35
BMW 5 Series	44,458,421.19	12.25	2,788	10.77
BMW 6 Series	3,190,518.98	0.88	163	0.63
BMW 7 Series	5,716,537.83	1.58	245	0.95
BMW 8 Series	2,915,229.38	0.80	57	0.22
BMW X1 Series	28,167,623.00	7.76	2,242	8.66
BMW X2 Series	7,505,916.72	2.07	477	1.84
BMW X3 Series	29,786,799.19	8.21	1,651	6.38
BMW X4 Series	11,232,061.47	3.10	557	2.15
BMW X5 Series	27,852,644.67	7.68	1,038	4.01
BMW X6 Series	7,996,931.77	2.20	257	0.99
BMW X7 Series	3,621,423.20	1.00	77	0.30
BMW Z Series	4,851,951.32	1.34	223	0.86
BMW i Series	3,338,150.25	0.92	191	0.74
MINI	40,238,423.57	11.09	4,010	15.49
Non BMW Group Models (incl. Motorcycles)	17,701,735.09	4.88	1,199	4.63
Other BMW Group (incl. Motorcycles)	8,117,250.25	2.24	1,045	4.04
<b>Total</b>	<b>362,829,676.84</b>	<b>100.00</b>	<b>25,887</b>	<b>100.00</b>

**Compartment German Auto Loans 11**  
**Monthly Investor Report**

Reporting Date:	Oct 10, 2024
Payment Date:	Oct 21, 2024
Period No.:	29
Monthly Period:	Sept, 2024
Interest Period:	Sept 20, 2024 to Oct 21, 2024 = 31 days

**25. Payment Type**

Initial Portfolio:

Group	Aggregate Outstanding Principal Balance (in EUR)	Aggregate Outstanding Principal Balance (in % of total)	Number of Contracts	Number of Contracts (in % of total)
Direct debit	827,460,604.21	99.85	41,245	99.86
Self payment	1,239,375.17	0.15	56	0.14
<b>Total</b>	<b>828,699,979.38</b>	<b>100.00</b>	<b>41,301</b>	<b>100.00</b>

Current Portfolio

Group	Aggregate Outstanding Principal Balance (in EUR)	Aggregate Outstanding Principal Balance (in % of total)	Number of Contracts	Number of Contracts (in % of total)
Direct debit	359,154,729.02	98.99	25,619	98.96
Self payment	3,674,947.82	1.01	268	1.04
<b>Total</b>	<b>362,829,676.84</b>	<b>100.00</b>	<b>25,887</b>	<b>100.00</b>



**Compartment German Auto Loans 11**  
**Monthly Investor Report**

Reporting Date:	Oct 10, 2024
Payment Date:	Oct 21, 2024
Period No.:	29
Monthly Period:	Sept, 2024
Interest Period:	Sept 20, 2024 to Oct 21, 2024 = 31 days

**26. Interest Rates**

Weighted Average Nominal Interest Rate (in %)		
Aggregate Outstanding Principal Balance (Initial)	828,699,979.38	3.04
Aggregate Outstanding Principal Balance	362,829,676.84	3.17

**Compartment German Auto Loans 11**  
**Monthly Investor Report**

Reporting Date:	Oct 10, 2024
Payment Date:	Oct 21, 2024
Period No.:	29
Monthly Period:	Sept, 2024
Interest Period:	Sept 20, 2024 to Oct 21, 2024 = 31 days

**27. Credit Type**

Initial Portfolio

Credit Type	Aggregate Outstanding Principal Balance (in EUR)	Aggregate Outstanding Principal Balance (in % of total)	Number of Contracts	Number of Contracts (in % of total)
Balloon	822,713,113.07	99.28	40,322	97.63
Equal Instalment Loan	5,986,866.31	0.72	979	2.37
<b>Total</b>	<b>828,699,979.38</b>	<b>100.00</b>	<b>41,301</b>	<b>100.00</b>

Current Portfolio

Credit Type	Aggregate Outstanding Principal Balance (in EUR)	Aggregate Outstanding Principal Balance (in % of total)	Number of Contracts	Number of Contracts (in % of total)
Balloon	361,414,375.62	99.61	25,487	98.45
Equal Instalment Loan	1,415,301.22	0.39	400	1.55
<b>Total</b>	<b>362,829,676.84</b>	<b>100.00</b>	<b>25,887</b>	<b>100.00</b>



**Compartment German Auto Loans 11**  
**Monthly Investor Report**

Reporting Date:	Oct 10, 2024
Payment Date:	Oct 21, 2024
Period No.:	29
Monthly Period:	Sept, 2024
Interest Period:	Sept 20, 2024 to Oct 21, 2024 = 31 days

**28. Contracts per Customer**

Initial Portfolio

Group	Aggregate Outstanding Principal Balance (in EUR)	Aggregate Outstanding Principal Balance (in % of total)	Number of Contracts	Number of Contracts (in % of total)
1	800,321,789.47	96.58	40,236	97.42
2 - 4	24,699,630.97	2.98	927	2.24
5 - 7	1,792,848.78	0.22	52	0.13
8 - 10	160,681.85	0.02	9	0.02
> 10	1,725,028.31	0.21	77	0.19
<b>Total</b>	<b>828,699,979.38</b>	<b>100.00</b>	<b>41,301</b>	<b>100.00</b>

Current Portfolio

Group	Aggregate Outstanding Principal Balance (in EUR)	Aggregate Outstanding Principal Balance (in % of total)	Number of Contracts	Number of Contracts (in % of total)
1	355,278,140.66	97.92	25,464	98.37
2 - 4	7,084,293.13	1.95	369	1.43
5 - 7	225,920.71	0.06	13	0.05
8 - 10	74,331.46	0.02	9	0.03
> 10	166,990.88	0.05	32	0.12
<b>Total</b>	<b>362,829,676.84</b>	<b>100.00</b>	<b>25,887</b>	<b>100.00</b>

**Compartment German Auto Loans 11**  
**Monthly Investor Report**

Reporting Date: Oct 10, 2024  
 Payment Date: Oct 21, 2024  
 Period No.: 29  
 Monthly Period: Sept, 2024  
 Interest Period: Sept 20, 2024 to Oct 21, 2024  
 = 31 days

**29. Amortisation**

Initial Portfolio

Period	Principal Balance (in EUR)
	828,699,979.38
1	817,669,491.44
2	806,609,774.67
3	794,847,846.85
4	782,960,636.67
5	771,109,973.99
6	758,369,082.47
7	745,493,936.73
8	732,629,307.02
9	719,679,230.97
10	707,169,858.34
11	689,071,929.28
12	671,466,255.44
13	654,061,171.79
14	635,703,948.96
15	617,714,922.17
16	598,081,709.11
17	577,964,001.46
18	557,069,185.42
19	536,868,053.88
20	516,576,829.66
21	496,841,257.58
22	480,950,125.98
23	464,446,075.72
24	446,077,545.88
25	425,694,773.98
26	404,531,342.40
27	383,412,463.97
28	362,394,351.49
29	342,420,811.27
30	322,426,352.95

Current Portfolio

Period	Principal Balance in EUR	Reduction in EUR
	362,829,676.84	
1	340,436,163.55	22,393,513.29
2	324,198,823.84	16,237,339.71
3	304,832,023.23	19,366,800.61
4	288,688,038.78	16,143,984.45
5	273,465,449.63	15,222,589.15
6	260,450,017.87	13,015,431.76
7	246,456,698.84	13,993,319.03
8	233,576,521.15	12,880,177.69
9	219,315,423.93	14,261,097.22
10	204,703,754.78	14,611,669.15
11	190,345,574.09	14,358,180.69
12	175,859,661.42	14,485,912.67
13	158,496,006.11	17,363,655.31
14	143,524,299.01	14,971,707.10
15	129,398,190.38	14,126,108.63
16	118,279,350.71	11,118,839.67
17	109,083,963.29	9,195,387.42
18	102,242,494.17	6,841,469.12
19	94,201,829.50	8,040,664.67
20	86,222,060.72	7,979,768.78
21	77,922,218.81	8,299,841.91
22	69,563,347.28	8,358,871.53
23	61,826,724.95	7,736,622.33
24	54,247,355.81	7,579,369.14
25	46,959,050.77	7,288,305.04
26	39,827,387.20	7,131,663.57
27	31,246,528.80	8,580,858.40
28	24,318,886.39	6,927,642.41
29	17,366,822.07	6,952,064.32
30	14,933,768.44	2,433,053.63

**Compartment German Auto Loans 11**  
**Monthly Investor Report**

Reporting Date:	Oct 10, 2024
Payment Date:	Oct 21, 2024
Period No.:	29
Monthly Period:	Sept, 2024
Interest Period:	Sept 20, 2024 to Oct 21, 2024 = 31 days

**29. Amortisation**

Initial Portfolio

Period	Principal Balance (in EUR)
31	303,429,210.99
32	281,374,705.28
33	262,532,483.10
34	245,487,287.63
35	234,105,986.33
36	222,191,306.41
37	210,446,227.24
38	197,627,303.43
39	183,799,325.45
40	169,951,736.64
41	155,716,376.60
42	137,835,082.77
43	122,155,646.03
44	107,583,765.39
45	96,445,685.48
46	86,972,062.76
47	81,186,222.62
48	73,849,799.97
49	66,628,967.68
50	59,418,477.50
51	52,114,360.04
52	45,167,145.08
53	38,362,553.32
54	31,048,331.49
55	23,513,424.13
56	14,161,755.28
57	7,332,958.70
58	3,111.11
59	1,559.18
60	0.00

Current Portfolio

Period	Principal Balance in EUR	Reduction in EUR
31	12,254,173.92	2,679,594.52
32	10,100,470.62	2,153,703.30
33	7,902,269.28	2,198,201.34
34	6,164,248.82	1,738,020.46
35	4,789,630.23	1,374,618.59
36	3,721,295.03	1,068,335.20
37	2,606,326.84	1,114,968.19
38	1,869,785.13	736,541.71
39	1,314,073.89	555,711.24
40	413,168.96	900,904.93
41	0.00	413,168.96
42	0.00	0.00
43	0.00	0.00
44	0.00	0.00
45	0.00	0.00
46	0.00	0.00
47	0.00	0.00
48	0.00	0.00
49	0.00	0.00
50	0.00	0.00
51	0.00	0.00
52	0.00	0.00
53	0.00	0.00
54	0.00	0.00
55	0.00	0.00
56	0.00	0.00
57	0.00	0.00
58	0.00	0.00
59	0.00	0.00
60	0.00	0.00



**Compartment German Auto Loans 11**  
**Monthly Investor Report**

Reporting Date:	Oct 10, 2024
Payment Date:	Oct 21, 2024
Period No.:	29
Monthly Period:	Sept, 2024
Interest Period:	Sept 20, 2024 to Oct 21, 2024 = 31 days

**30. Priority of Payments**

**All values in EUR**

Available Distribution Amount	+	29,786,272.72
Taxes	-	0.00
Trustee Payment	-	0.00
Senior Expenses	-	279.22
Swap Net Payment	-	0.00
Class A Interest	-	1,016,325.00
Class B Interest	-	67,768.57
Cash Reserve	-	4,995,000.00
Class A Principal	-	23,706,899.93
Class B Principal	-	0.00
Swap Termination Event	-	0.00
Subordinated Loan Interest	-	0.00
Subordinated Loan Principal	-	0.00
Seller	-	0.00

**Compartment German Auto Loans 11**  
**Monthly Investor Report**

Reporting Date:	Oct 10, 2024
Payment Date:	Oct 21, 2024
Period No.:	29
Monthly Period:	Sept, 2024
Interest Period:	Sept 20, 2024 to Oct 21, 2024 = 31 days

**31. Transaction Costs**

<b>Cost Category (in EUR)</b>	<b>Class A</b>	<b>Class B</b>	<b>Subordinated Loan</b>	<b>Total</b>
Senior Expenses				279.22
Interest accrued for the Period	1,016,325.00	67,768.57	23,218.15	1,107,311.72
Interest payments for the Period	1,016,325.00	67,768.57	0.00	1,084,093.57
Cumulative Interest Payments	44,505,075.00	1,936,909.31	158,424.34	46,600,408.65
Unpaid Interest for the Period	0.00	0.00	23,218.15	23,218.15
Cumulative Unpaid Interest	0.00	0.00	407,766.97	407,766.97

**Compartment German Auto Loans 11**

**Monthly Investor Report**

Reporting Date:	Oct 10, 2024
Payment Date:	Oct 21, 2024
Period No.:	29
Monthly Period:	Sept, 2024
Interest Period:	Sept 20, 2024 to Oct 21, 2024 = 31 days

**32. Ratings**

	Fitch	S&P	Moody's	DBRS
<b>Notes - current ratings</b>				
Class A	AAA	N/A	Aaa	N/A
Class B	N/A	N/A	N/A	N/A

		Fitch	S&P	Moody's	DBRS	Trigger Breached	
<b>Transaction Parties - current ratings</b>							
	BMW AG						
		long term	N/A	A	A2	A high	no
		short term	N/A	A-1	P-1	N/A	no
<b>Issuer Account Bank:</b>	The Bank of New York Mellon	long term	AA	N/A	Aa1	N/A	no
		short term	F1+	N/A	P-1	N/A	no
<b>Swap Provider:</b>	Skandinaviska Enskilda Banken AB	long term	AA	N/A	Aa3	N/A	no
		short term	F1+	N/A	P-1	N/A	no

		Fitch	S&P	Moody's	DBRS	
<b>Transaction Parties - required ratings</b>						
	BMW AG					
		long term	BBB	N/A	Baa1	N/A
		short term	F2	N/A	P-2	N/A
<b>Issuer Account Bank:</b>	The Bank of New York Mellon	long term	A	N/A	A2	N/A
		short term	F1	N/A	P-1	N/A
<b>Swap Provider:</b>	Skandinaviska Enskilda Banken AB	long term	A	N/A	Baa1	N/A
		short term	F1	N/A	N/A	N/A

**Compartment German Auto Loans 11**  
**Monthly Investor Report**

Reporting Date:	Oct 10, 2024
Payment Date:	Oct 21, 2024
Period No.:	29
Monthly Period:	Sept, 2024
Interest Period:	Sept 20, 2024 to Oct 21, 2024 = 31 days

**33. Swap Counterparty Data**

<b>Swap Counterparty Data</b>	
Swap counterparty provider	Skandinaviska Enskilda Banken AB (publ)
Swap termination event	No

<b>Swap Data</b>	
Swap type	Fixed floating interest rate swap
Notional amount (in EUR)	295,205,484.13
Fixed rate (in %)	0.7810
Floating rate (Euribor in %)	3.3980
Net swap payments (in EUR) (- from SPV / + to SPV)	671,658.08