

**BMW  
GROUP**



**ROLLS-ROYCE**  
MOTOR CARS LTD

**Bavarian Sky S.A., Compartment German Auto Loans 11**

**Monthly Investor Report - July 2023**

# Compartment German Auto Loans 11

## Monthly Investor Report

Reporting Date:	Aug 09, 2023
Payment Date:	Aug 21, 2023
Period No.:	15
Monthly Period:	July, 2023
Interest Period:	July 20, 2023 to Aug 21, 2023 = 32 days

### **Index**

1. Contact Information
2. Reporting Contact Details
3. Counterparty History & Noteworthy Transaction Events
4. Overview Dates
5. Portfolio Information
6. Reserves
7. Performance Data
8. Defaulted Amount & Recovery Amount
9. Defaulted Amount & Recovery Amount - Loan Level Data
10. Outstanding Note Balance
11. Original Principal Balance
12. Aggregate Principal Balance
13. Aggregate Outstanding Principal Balance
14. Down Payments
15. Borrower Concentration
16. Geographical Distribution
17. Car Type & Customer Group
18. Delinquencies
19. Seasoning
20. Remaining Term
21. Original Term
22. Vehicle Class
23. Payment Type
24. Interest Rates
25. Credit Type
26. Contracts per Customer
27. Amortisation
28. Priority of Payments
29. Transaction Costs
30. Ratings
31. Swap Counterparty Data

## Compartment German Auto Loans 11

### Monthly Investor Report

Reporting Date:	Aug 09, 2023
Payment Date:	Aug 21, 2023
Period No.:	15
Monthly Period:	July, 2023
Interest Period:	July 20, 2023 to Aug 21, 2023 = 32 days

## **1. Contact Information**

### **Transaction Parties**

#### **Issuer:**

#### **Bavarian Sky S.A.**

Compartment German Auto Loans 11  
287-289 route d'Arlon  
L-1150 Luxembourg  
Luxembourg  
Attn.: The Directors  
LU-BavarianSky@intertrustgroup.com  
+352 26 56 31 71

#### **Corporate Administrator:**

#### **Intertrust (Luxembourg) S.à r.l.**

6, Rue Eugène Ruppert  
L-2453 Luxembourg  
Luxembourg  
Attn.: BUO - Capital Markets  
LU-BavarianSky@intertrustgroup.com  
+352 26 44 91

#### **Originator/Servicer:**

#### **BMW Bank GmbH**

Lilienthalallee 26  
80939 Munich  
Germany  
Attn.: ABS Servicing Team  
abs.bmwgroup@bmw.de

## Compartment German Auto Loans 11

### Monthly Investor Report

Reporting Date:	Aug 09, 2023
Payment Date:	Aug 21, 2023
Period No.:	15
Monthly Period:	July, 2023
Interest Period:	July 20, 2023 to Aug 21, 2023 = 32 days

## **1. Contact Information**

### **Transaction Parties**

#### **Calculation Agent/Paying Agent**

#### **The Bank of New York Mellon**

160 Queen Victoria Street  
EC4V 4AL London  
United Kingdom  
Attn.: BNYM Structured Finance Team 8  
BNYM.Structured.Finance.Team.8@bnymellon.com

#### **Trustee:**

#### **BNY MELLON CORPORATE TRUSTEE SERVICES LIMITED**

160 Queen Victoria Street  
EC4V 4AL London  
United Kingdom  
Attn.: BNYM Structured Finance Team 8  
BNYM.Structured.Finance.Team.8@bnymellon.com

#### **Issuer Account Bank:**

#### **The Bank of New York Mellon**

Friedrich-Ebert-Anlage 49, Messeturm  
60327 Frankfurt am Main  
Germany  
Attn.: BNYM Structured Finance Team 8  
BNYM.Structured.Finance.Team.8@bnymellon.com

## Compartment German Auto Loans 11

### Monthly Investor Report

Reporting Date:	Aug 09, 2023
Payment Date:	Aug 21, 2023
Period No.:	15
Monthly Period:	July, 2023
Interest Period:	July 20, 2023 to Aug 21, 2023 = 32 days

## **1. Contact Information**

### **Transaction Parties**

#### **Data Trustee:**

**The Bank of New York Mellon**  
Friedrich-Ebert-Anlage 49, Messeturm  
60327 Frankfurt am Main  
Germany  
Attn.: BNYM Structured Finance Team 8  
BNYM.Structured.Finance.Team.8@bnymellon.com

#### **Swap Counterparty:**

**Skandinaviska Enskilda Banken AB**  
Kungsträdgårdsgatan 8  
SE-106 40 Stockholm  
Sweden  
TDLegal@seb.de

#### **Rating Agencies:**

**FITCH RATINGS LTD**  
30 North Colonnade, Canary Wharf  
E14 5GN London  
United Kingdom  
ABSsurveillance@fitchratings.com

**MOODY'S INVESTORS SERVICE ESPANA SA**  
Principe de Vergara, 131 - 6 floor  
28002 Madrid  
Spain  
monitor.abs@moodys.com

**Compartment German Auto Loans 11**  
**Monthly Investor Report**

Reporting Date:	Aug 09, 2023
Payment Date:	Aug 21, 2023
Period No.:	15
Monthly Period:	July, 2023
Interest Period:	July 20, 2023 to Aug 21, 2023 = 32 days

**2. Reporting Contact Details****Contact for Servicer Report (Portfolio related information in Investor Report)****Contact for Investor Reporting:****BMW Bank GmbH**

Lilienthalallee 26  
80939 Munich  
Germany  
Attn.: ABS Servicing Team  
abs.bmwgroup@bmw.de

**Calculation Agent:****The Bank of New York Mellon**

160 Queen Victoria Street  
EC4V 4AL London  
United Kingdom  
BNYM.Structured.Finance.Team.8@bnymellon.com



**Compartment German Auto Loans 11**  
**Monthly Investor Report**

Reporting Date:	Aug 09, 2023
Payment Date:	Aug 21, 2023
Period No.:	15
Monthly Period:	July, 2023
Interest Period:	July 20, 2023 to Aug 21, 2023 = 32 days

**3. Counterparty History & Notheworthy Transaction Events**

**Counterparty History (to be added if applicable)**

None.

**Noteworthy Transaction Events (to be added if applicable)**

None.

**Compartment German Auto Loans 11**  
**Monthly Investor Report**

Reporting Date:	Aug 09, 2023
Payment Date:	Aug 21, 2023
Period No.:	15
Monthly Period:	July, 2023
Interest Period:	July 20, 2023 to Aug 21, 2023 = 32 days

**4. Overview Dates**

<b>Initial Cut-Off Date:</b>	30/04/2022		
<b>Issue Date:</b>	19/05/2022	<b>Legal Maturity Date:</b>	20/05/2030
<b>Reporting Date</b>	09/08/2023		
<b>Investor Reporting Date</b>	17/08/2023		
<b>Interest Determination Date</b>	18/07/2023		
<b>Reporting Frequency:</b>	monthly		
<b>Monthly Period No. (since Issue Date):</b>	15	<b>(since Issue Date)</b>	
<b>Payment Date:</b>	21/08/2023		
<b>Next Payment Date</b>	20/09/2023		
<b>Monthly Period:</b>	01/07/2023	<b>until</b>	31/07/2023



## Compartment German Auto Loans 11

### Monthly Investor Report

Reporting Date:	Aug 09, 2023
Payment Date:	Aug 21, 2023
Period No.:	15
Monthly Period:	July, 2023
Interest Period:	July 20, 2023 to Aug 21, 2023 = 32 days

## 5. Portfolio Information

	current period	prior period
<b>Outstanding receivables (in EUR)</b>	<b>Aggregate outstanding principal balance</b>	<b>Aggregate outstanding principal balance</b>
<b>Beginning of period</b>	770,222,109.97	800,607,528.05
Scheduled principal payments	19,205,534.63	19,679,564.35
Prepayment* principal	9,315,859.69	8,276,876.34
Prepayments* number of contracts	529	483
Repurchases* principal	2,068,232.97	2,355,794.18
Repurchases* number of contracts	105	118
<b>Total principal collections</b>	<b>30,589,627.29</b>	<b>30,312,234.87</b>
<b>Total interest collections</b>	<b>1,956,104.16</b>	<b>2,041,456.70</b>
<b>Defaulted Amounts</b>	<b>223,841.22</b>	<b>197,777.64</b>
<b>Recoveries</b>	<b>124,461.70</b>	<b>124,594.43</b>
<b>Late Recoveries</b>	<b>1,971.18</b>	<b>12,231.91</b>
<b>End of Period</b>	<b>739,533,103.16</b>	<b>770,222,109.97</b>
Current prepayment rate (annualised) in %	13.91	12.00

\* Prepayments are defined as all contracts that are early settled by the borrower and repurchases are defined as all contracts that are repurchased due to modification of contract.

**Compartment German Auto Loans 11**  
**Monthly Investor Report**

Reporting Date: Aug 09, 2023  
 Payment Date: Aug 21, 2023  
 Period No.: 15  
 Monthly Period: July, 2023  
 Interest Period: July 20, 2023 to Aug 21, 2023  
 = 32 days

**6. Reserves**

<b>Cash Reserve</b>		<b>in EUR</b>
Outstanding cash reserve beginning of period		4,995,000.00
Interest on cash reserve - previous period		0.00
Required cash reserve		4,995,000.00
Outstanding cash reserve end of period		4,995,000.00
<b>Reserves</b>		<b>in EUR</b>
Outstanding Commingling Reserve end of period		0.00

<b>Triggers*</b>						
<b>Reserves</b>	<b>Required Rating BMW AG</b>					<b>Trigger Breach</b>
		Fitch	S&P	Moody's	DBRS	
Commingling Reserve	Long Term	BBB	N/A	Baa1	N/A	no
	Short Term	F2	N/A	P-2	N/A	no
<b>Current Rating BMW AG</b>						
		Fitch	S&P	Moody's	DBRS	
	Long Term	N/A	A	A2	A high	
	Short Term	N/A	A-1	P-1	N/A	

\* Breach of this trigger in conjunction with any other event as set out in the Servicing Agreement and/or the Receivables Purchase Agreement will oblige BMW Bank GmbH to post additional cash collateral or change the sweep frequency (from the collections account to the issuer account) from monthly to daily.  
 The Reserves will be adjusted on a monthly basis and shall be deposited in the Issuer Account and exclusively reserved to cover risks.

## Compartment German Auto Loans 11

### Monthly Investor Report

Reporting Date:	Aug 09, 2023
Payment Date:	Aug 21, 2023
Period No.:	15
Monthly Period:	July, 2023
Interest Period:	July 20, 2023 to Aug 21, 2023 = 32 days

## 7. Performance Data

### Aggregate outstanding notes balance

Beginning of period (in EUR)	768,002,771.81
End of period (in EUR)	736,369,785.78

### Ratios

<b>31- 60 days past due</b>	(in EUR)	(in %)
31- 60 days past due period before previous period	696,824.31	0.09
31- 60 days past due previous period	830,072.37	0.11
31- 60 days past due current period	854,033.97	0.12

<b>61- 90 days past due</b>	(in EUR)	(in %)
61- 90 days past due period before previous period	556,882.55	0.07
61- 90 days past due previous period	400,984.35	0.05
61- 90 days past due current period	203,105.59	0.03

<b>Cumulative Net Loss Ratio</b>	<b>Current ratio</b>
Cumulative Net Loss Ratio (in %)	0.05

### Performance data

Number of contracts being 31 - 60 days delinquent	37
Number of contracts being 61 - 90 days delinquent	12
Balance of contracts being 31 - 60 days delinquent (in EUR)	854,033.97
Balance of contracts being 61 - 90 days delinquent (in EUR)	203,105.59
Defaulted amounts (in EUR)	223,841.22
Cumulative defaulted amounts (in EUR)	1,626,880.28
Recoveries (in EUR)	124,461.70
Cumulative recoveries (in EUR)	1,079,413.03

# Compartment German Auto Loans 11

## Monthly Investor Report

Reporting Date:	Aug 09, 2023
Payment Date:	Aug 21, 2023
Period No.:	15
Monthly Period:	July, 2023
Interest Period:	July 20, 2023 to Aug 21, 2023 = 32 days

### 8. Defaulted Amount & Recovery Amount

(as at end of Monthly Period)

Collection Period	No. of Defaulted Agreements in Collection Period	Defaulted Amount in Collection Period (in EUR)	Cumulative Defaulted Amount since Initial Cut-Off Date (in EUR)	Cumulative Amount of Purchased Receivables (in EUR)	Cumulative Gross Loss Ratio (in %)	Recovery Amount in Collection Period (in EUR)	Cumulative Recoveries since Initial Cut-Off Date (in EUR)	Cumulative Net Losses (in EUR)	Cumulative Net Loss Ratio (in %)
Apr - 22	0	n/a	n/a	828,699,979.38	n/a	n/a	n/a	n/a	n/a
May - 22	5	28.50	28.50	849,053,622.48	0.00	0.00	0.00	28.50	0.00
June - 22	6	29.55	58.05	871,378,922.25	0.00	0.00	0.00	58.05	0.00
July - 22	8	66,659.94	66,717.99	894,546,754.65	0.01	66,615.62	66,615.62	102.37	0.00
Aug - 22	7	-58.93	66,659.06	918,307,899.65	0.01	-92.12	66,523.50	135.56	0.00
Sept - 22	8	41,700.25	108,359.31	941,433,862.68	0.01	26,584.42	93,107.92	15,251.39	0.00
Oct - 22	6	9,772.73	118,132.04	963,604,326.81	0.01	7,111.10	100,219.02	17,913.02	0.00
Nov - 22	12	102,755.79	220,887.83	989,019,259.45	0.02	85,595.91	185,814.93	35,072.90	0.00
Dec - 22	18	123,333.00	344,220.83	1,013,634,299.08	0.03	79,141.69	264,956.62	79,264.21	0.01
Jan - 23	13	163,085.18	507,306.01	1,038,387,440.22	0.05	86,576.26	351,532.88	155,773.13	0.02
Feb - 23	22	233,570.40	740,876.41	1,062,519,743.38	0.07	127,680.57	479,213.45	261,662.96	0.02
Mar - 23	14	234,822.27	975,698.68	1,094,526,757.18	0.09	189,258.80	668,472.25	307,226.43	0.03
Apr - 23	17	75,916.58	1,051,615.26	1,122,710,115.39	0.09	72,055.52	740,527.77	311,087.49	0.03
May - 23	15	153,646.16	1,205,261.42	1,122,710,115.39	0.11	89,829.13	830,356.90	374,904.52	0.03
June - 23	22	197,777.64	1,403,039.06	1,122,710,115.39	0.12	124,594.43	954,951.33	448,087.73	0.04
July - 23	25	223,841.22	1,626,880.28	1,122,710,115.39	0.14	124,461.70	1,079,413.03	547,467.25	0.05

# Compartment German Auto Loans 11

## Monthly Investor Report

Reporting Date: Aug 09, 2023  
 Payment Date: Aug 21, 2023  
 Period No.: 15  
 Monthly Period: July, 2023  
 Interest Period: July 20, 2023 to Aug 21, 2023  
 = 32 days

### 9. Defaulted Amount & Recovery Amount - Loan Level Data

Applicable only if loans have defaulted. Does not include defaulted amounts less than 10.00 EUR.

	Month / Year of Default	Month / Year of Loan Origination	Initial Principal Balance (in EUR)	Principal Balance of Loan at Default (in EUR)	Recovery Total (in EUR)	Principal Balance End of Period (in EUR)	Object Type (new / used)	Vehicle Series	Customer Type (private / commercial)	Out of Deal (Month / Year)
1	July - 22	Oct - 21	66,615.62	66,615.62	66,615.62	0.00	New	X6 Series	Commercial	
2	Sept - 22	July - 21	8,300.20	8,143.75	8,143.75	0.00	Used	4 Series	Private	
3	Sept - 22	Mar - 20	9,419.35	9,227.76	9,227.76	0.00	Used	MINI	Commercial	
4	Sept - 22	July - 20	11,697.21	11,172.94	11,172.94	0.00	Used	X5 Series	Commercial	
5	Sept - 22	Oct - 21	50,048.78	13,212.01	0.00	13,212.01	New	X3 Series	Commercial	
6	Oct - 22	Sept - 21	10,228.06	9,883.65	9,883.65	0.00	Used	X3 Series	Private	
7	Nov - 22	July - 21	51,907.94	51,265.61	35,750.02	15,515.59	New	Z Series	Commercial	
8	Nov - 22	Sept - 20	20,329.67	20,107.27	20,107.27	0.00	New	2 Series	Commercial	
9	Nov - 22	Oct - 21	9,219.12	8,616.74	8,616.74	0.00	Used	2 Series	Private	
10	Dec - 22	Dec - 20	29,614.05	8,752.15	42.90	8,709.25	Used	6 Series	Commercial	
11	Dec - 22	Apr - 21	14,636.66	13,324.34	13,324.34	0.00	Used	X5 Series	Private	
12	Dec - 22	Mar - 20	14,115.21	12,881.08	12,881.08	0.00	Used	X1 Series	Commercial	
13	Dec - 22	Feb - 22	43,597.20	41,396.61	23,428.77	17,967.84	New	MINI	Commercial	
14	Dec - 22	Dec - 21	30,583.84	29,997.88	20,870.14	9,261.29	New	1 Series	Commercial	
15	Dec - 22	Nov - 19	47,949.03	9,351.47	-167.10	9,518.57	New	4 Series	Commercial	
16	Jan - 23	Mav - 21	30,628.20	30,628.20	0.00	30,628.20	Used	5 Series	Commercial	
17	Jan - 23	Dec - 19	7,629.21	6,941.92	6,941.92	0.00	Used	1 Series	Private	
18	Jan - 23	Oct - 20	25,251.46	23,453.18	18,144.35	5,308.83	New	3 Series	Commercial	
19	Feb - 23	Apr - 21	31,187.72	16,044.35	-103.71	16,148.06	New	3 Series	Commercial	
20	Feb - 23	Mar - 20	48,722.62	47,174.73	39,453.63	7,721.10	New	2 Series	Commercial	
21	Feb - 23	Mar - 21	20,145.31	19,558.93	13,753.59	5,805.34	Used	2 Series	Commercial	
22	Feb - 23	Oct - 21	16,717.00	15,143.34	6,414.32	8,729.02	Used	2 Series	Private	
23	Feb - 23	Jan - 22	20,586.03	19,915.52	18,193.24	1,722.28	Used	5 Series	Private	
24	Feb - 23	Oct - 20	77,802.01	28,664.56	-120.51	28,785.07	New	X5 Series	Commercial	
25	Feb - 23	July - 20	38,108.88	35,763.11	24,370.02	11,393.09	Used	7 Series	Commercial	
26	Mar - 23	Mav - 21	7,202.10	6,924.46	6,924.46	0.00	Used	3 Series	Private	
27	Mar - 23	Dec - 21	118,707.53	111,217.67	101,646.80	9,570.87	New	X6 Series	Commercial	
28	Mar - 23	June - 21	69,180.04	67,613.16	55,284.64	12,328.52	New	X5 Series	Commercial	
29	Apr - 23	Sept - 20	13,449.27	2,476.03	2,476.03	0.00	Used	2 Series	Private	
30	Apr - 23	Apr - 21	58,977.54	54,687.97	54,687.97	0.00	New	7 Series	Commercial	
31	Mav - 23	Feb - 22	36,272.97	33,372.11	19,078.96	14,293.15	Used	X4 Series	Commercial	
32	Mav - 23	Mar - 20	17,372.23	15,340.72	11,021.51	4,319.21	Used	MINI	Commercial	
33	Mav - 23	Nov - 20	31,996.75	29,488.60	29,488.60	0.00	Used	7 Series	Commercial	
34	Mav - 23	Apr - 20	29,011.76	25,890.10	22,184.87	3,705.23	Used	5 Series	Private	
35	Mav - 23	Sept - 20	28,858.27	25,828.42	17,252.76	8,575.66	Used	X6 Series	Commercial	
36	Mav - 23	Nov - 21	33,461.49	32,022.20	0.00	32,022.20	Used	7 Series	Commercial	
37	June - 23	July - 21	60,139.12	56,577.32	49,193.56	7,383.76	New	4 Series	Commercial	

# Compartment German Auto Loans 11

## Monthly Investor Report

Reporting Date: Aug 09, 2023  
 Payment Date: Aug 21, 2023  
 Period No.: 15  
 Monthly Period: July, 2023  
 Interest Period: July 20, 2023 to Aug 21, 2023  
 = 32 days

### 9. Defaulted Amount & Recovery Amount - Loan Level Data

Applicable only if loans have defaulted. Does not include defaulted amounts less than 10.00 EUR.

	Month / Year of Default	Month / Year of Loan Origination	Initial Principal Balance (in EUR)	Principal Balance of Loan at Default (in EUR)	Recovery Total (in EUR)	Principal Balance End of Period (in EUR)	Object Type (new / used)	Vehicle Series	Customer Type (private / commercial)	Out of Deal (Month / Year)
38	June - 23	July - 20	28,083.40	11,900.27	1,000.00	10,900.27	Used	7 Series	Commercial	
39	June - 23	Mav - 20	30,748.38	28,886.80	15,690.00	13,196.80	Used	X6 Series	Private	
40	June - 23	June - 20	25,889.78	22,155.17	12,360.78	9,794.39	New	X1 Series	Commercial	
41	June - 23	Oct - 20	22,423.64	20,416.26	364.46	20,051.80	New	3 Series	Private	
42	June - 23	Mav - 21	14,840.30	13,754.71	9,500.00	4,254.71	Used	MINI	Private	
43	June - 23	Dec - 21	36,123.59	32,256.12	24,901.86	7,354.26	Used	5 Series	Commercial	
44	July - 23	Mar - 22	14,754.58	13,011.14	9,800.00	3,211.14	Used	MINI	Private	
45	July - 23	Jan - 21	32,334.59	30,476.75	0.00	30,476.75	New	MINI	Commercial	
46	July - 23	Oct - 20	74,099.83	62,838.80	52,773.11	10,065.69	New	7 Series	Commercial	
47	July - 23	Jan - 22	29,077.67	27,132.38	0.00	27,132.38	Used	5 Series	Commercial	
48	July - 23	Oct - 20	80,709.57	74,277.16	50,676.93	23,600.23	New	8 Series	Commercial	
49	July - 23	June - 21	17,210.83	15,113.70	10,300.00	4,813.70	Used	3 Series	Private	
50	Jan - 23	June - 21	2,273.27	340.63	123.12	217.51	Used	3 Series	Private	Jan - 23
51	Nov - 22	Mav - 20	23,263.11	22,848.41	21,725.48	1,122.93	Used	7 Series	Commercial	Feb - 23
52	Jan - 23	Apr - 20	19,194.02	18,353.96	15,972.69	2,381.27	Used	5 Series	Commercial	Mar - 23
53	Jan - 23	Jan - 22	61,989.55	58,787.11	39,493.34	19,293.77	New	1 Series	Private	Apr - 23
54	Jan - 23	Apr - 20	25,854.91	24,838.38	13,917.54	10,920.84	Used	3 Series	Commercial	Apr - 23
55	Feb - 23	Jan - 22	14,589.16	13,786.67	12,403.50	1,383.17	Used	1 Series	Commercial	May - 23
56	Feb - 23	July - 21	29,886.33	28,125.51	26,144.23	1,981.28	Used	5 Series	Commercial	May - 23
57	Mav - 23	Dec - 21	23,364.66	270.05	74.84	195.21	Used	3 Series	Private	May - 23
58	Mar - 23	Feb - 21	31,242.26	28,747.12	24,284.01	4,463.11	Used	5 Series	Commercial	July - 23
59	Apr - 23	Mav - 21	8,222.56	7,372.23	5,825.75	1,546.48	Used	5 Series	Private	July - 23

# Compartment German Auto Loans 11

## Monthly Investor Report

Reporting Date:	Aug 09, 2023
Payment Date:	Aug 21, 2023
Period No.:	15
Monthly Period:	July, 2023
Interest Period:	July 20, 2023 to Aug 21, 2023 = 32 days

### 10. Outstanding Note Balance

1. Note Balance	All Notes	Class A	Class B
<b>Initial Note Information</b>			
ISIN code		XS2464345656	XS2464377345
Currency		EUR	EUR
Legal final maturity		May 2030	May 2030
Rating (Fitch   Moody's   S&P   DBRS)		AAA   Aaa   N/A   N/A	N/A
Initial notes aggregate principal outstanding balance in EUR	828,700,000.00	750,000,000.00	78,700,000.00
Nominal amount per note in EUR		100,000.00	100,000.00
Initial number of notes per class in EUR		7,500	787
<b>Current Note Information</b>			
Notes aggregate principal outstanding balance in EUR - BoP	768,002,771.81	689,302,771.81	78,700,000.00
Available distribution amount in EUR	39,231,741.12		
Redemption per class in EUR		31,632,986.03	0,00
Redemption per note in EUR		4,217.73	0.00
Notes aggregate principal outstanding balance in EUR - EoP	736,369,785.78	657,669,785.78	78,700,000.00
Current pool factor		0.88	1.00

2. Payments to Investor per Note	Class A	Class B
Interest Type	Floating Rate	Fixed Rate
Reference Rate	1M_EURIBOR	NONE
Actual Interest Rate	3.465%	NONE
Spread	0.60%	0.00%
Coupon	4.065%	1.00%
Day count fraction	Actual/360	Actual/360
Interest days	32 days	32 days
Principal outstanding per note in EUR - BoP	91,907.04	100,000.00
Principal repayment per note in EUR	4,217.73	0.00
Principal outstanding per note in EUR - EoP	87,689.30	100,000.00
Interest payment per Note in EUR	332.09	88.89

## Compartment German Auto Loans 11

### Monthly Investor Report

Reporting Date:	Aug 09, 2023
Payment Date:	Aug 21, 2023
Period No.:	15
Monthly Period:	July, 2023
Interest Period:	July 20, 2023 to Aug 21, 2023 = 32 days

## 10. Outstanding Note Balance

<b>3. Credit Enhancement</b>	Initial Period (in EUR)	Initial CE (in %)	Current Period (in EUR)	Current CE (in %)
Class A	750,000,000.00	10.10	657,669,785.78	11.75
Class B	78,700,000.00	0.60	78,700,000.00	1.10
Cash Reserve (+ Overcollateralisation)	4,995,000.00	0.00	8,158,317.38	0.00

BMW Bank GmbH complies with the retention requirement of a material net economic interest in accordance with article 6 of the Securitisation Regulation. A minimum of 5.0% of the net economic interest will be retained on an ongoing basis in form of retention of the Class B Notes and Subordinated Loan.

## 4. Clean-Up Call Option

If the aggregate outstanding principal balance has been reduced to less than 10% of the aggregate outstanding principal balance at the Issue Date, the seller will have the option under the receivables purchase Agreement to acquire all outstanding purchased receivables.

Aggregate outstanding principal balance at end of period (in EUR)	739,533,103.16
Clean-Up option exercisable	No



## Compartment German Auto Loans 11

### Monthly Investor Report

Reporting Date:	Aug 09, 2023
Payment Date:	Aug 21, 2023
Period No.:	15
Monthly Period:	July, 2023
Interest Period:	July 20, 2023 to Aug 21, 2023 = 32 days

## 11. Original Principal Balance

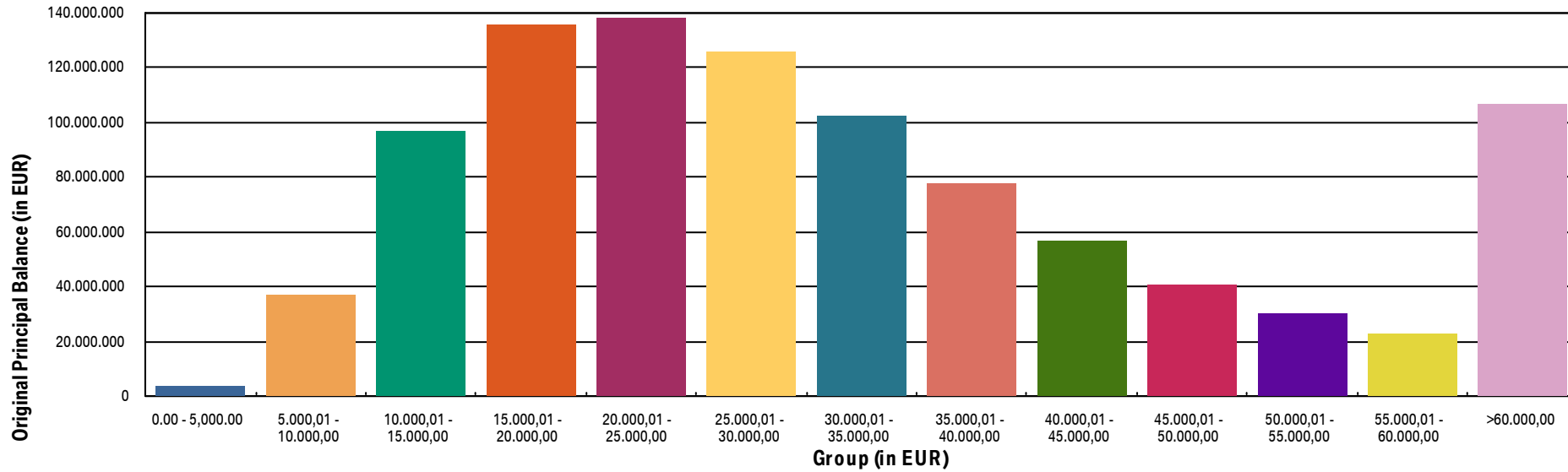
Initial Portfolio as of origination of contract

Group (in EUR) (by Original Principal Balance)	Original Principal Balance (in EUR)	Original Principal Balance (in % of total)	Number of Contracts	Number of Contracts (in % of total)
0.00 - 5.000,00	3,468,752.63	0.36	882	2.14
5.000,01 - 10.000,00	37,025,988.67	3.81	4,637	11.23
10.000,01 - 15.000,00	96,717,364.23	9.94	7,631	18.48
15.000,01 - 20.000,00	135,604,034.99	13.94	7,725	18.70
20.000,01 - 25.000,00	137,735,517.93	14.16	6,129	14.84
25.000,01 - 30.000,00	125,934,336.90	12.94	4,582	11.09
30.000,01 - 35.000,00	102,090,605.63	10.49	3,150	7.63
35.000,01 - 40.000,00	77,542,541.20	7.97	2,071	5.01
40.000,01 - 45.000,00	56,702,324.29	5.83	1,337	3.24
45.000,01 - 50.000,00	40,499,171.39	4.16	853	2.07
50.000,01 - 55.000,00	30,101,767.74	3.09	575	1.39
55.000,01 - 60.000,00	22,687,724.59	2.33	394	0.95
> 60.000,00	106,874,703.08	10.98	1,335	3.23
<b>Total</b>	<b>972,984,833.27</b>	<b>100.00</b>	<b>41,301</b>	<b>100.00</b>

Average:	23,558.39
Min:	692.47
Max:	319,962.44

**Compartment German Auto Loans 11**  
**Monthly Investor Report**

Reporting Date: Aug 09, 2023  
 Payment Date: Aug 21, 2023  
 Period No.: 15  
 Monthly Period: July, 2023  
 Interest Period: July 20, 2023 to Aug 21, 2023  
 = 32 days



**Compartment German Auto Loans 11**  
**Monthly Investor Report**

Reporting Date: Aug 09, 2023  
 Payment Date: Aug 21, 2023  
 Period No.: 15  
 Monthly Period: July, 2023  
 Interest Period: July 20, 2023 to Aug 21, 2023  
 = 32 days

**12. Aggregate Principal Balance**

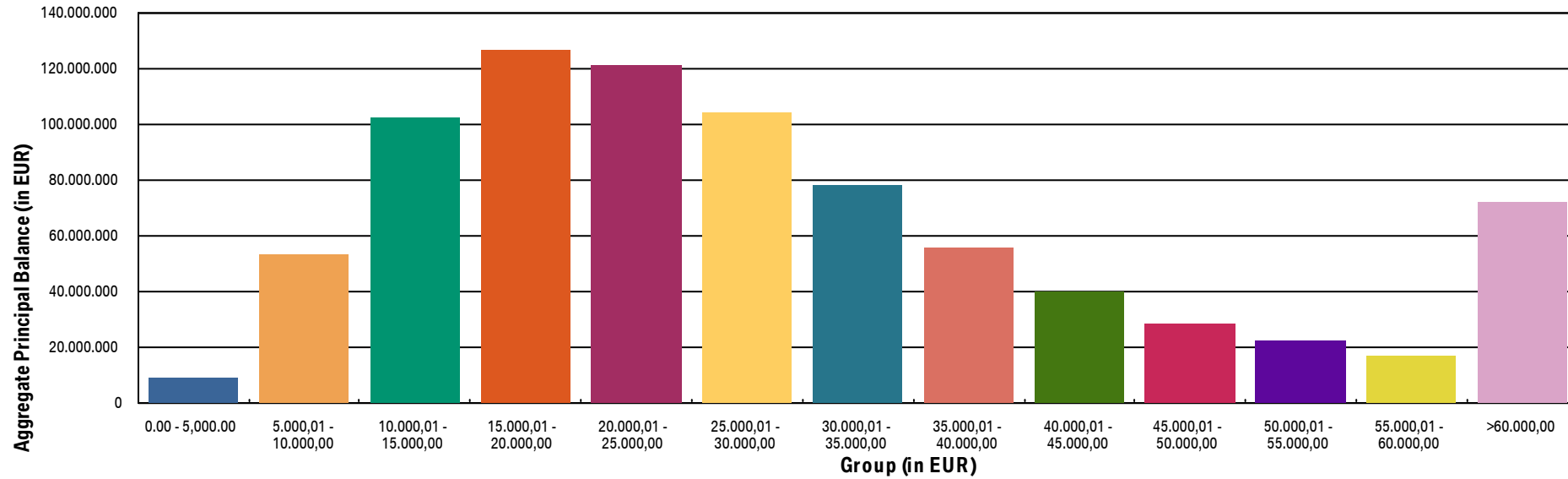
Initial Portfolio

Group (in EUR)	Aggregate Principal Balance (in EUR)	Aggregate Principal Balance (in % of total)	Number of Contracts	Number of Contracts (in % of total)
0.00 - 5,000.00	8,786,964.09	1.06	2,589	6.27
5.000,01 - 10.000,00	53,150,401.46	6.41	6,933	16.79
10.000,01 - 15.000,00	102,333,494.29	12.35	8,209	19.88
15.000,01 - 20.000,00	126,331,831.22	15.24	7,262	17.58
20.000,01 - 25.000,00	121,290,486.44	14.64	5,421	13.13
25.000,01 - 30.000,00	103,861,541.80	12.53	3,800	9.20
30.000,01 - 35.000,00	78,250,962.58	9.44	2,420	5.86
35.000,01 - 40.000,00	55,576,066.77	6.71	1,492	3.61
40.000,01 - 45.000,00	39,891,872.72	4.81	943	2.28
45.000,01 - 50.000,00	28,225,512.49	3.41	597	1.45
50.000,01 - 55.000,00	22,552,878.74	2.72	430	1.04
55.000,01 - 60.000,00	16,685,301.04	2.01	291	0.70
> 60.000,00	71,762,665.74	8.66	914	2.21
<b>Total</b>	<b>828,699,979.38</b>	<b>100.00</b>	<b>41,301</b>	<b>100.00</b>

Average: 20,064.89  
 Min: 219.67  
 Max: 291,226.37

**Compartment German Auto Loans 11**  
**Monthly Investor Report**

Reporting Date: Aug 09, 2023  
 Payment Date: Aug 21, 2023  
 Period No.: 15  
 Monthly Period: July, 2023  
 Interest Period: July 20, 2023 to Aug 21, 2023  
 = 32 days



**Compartment German Auto Loans 11**  
**Monthly Investor Report**

Reporting Date:	Aug 09, 2023
Payment Date:	Aug 21, 2023
Period No.:	15
Monthly Period:	July, 2023
Interest Period:	July 20, 2023 to Aug 21, 2023 = 32 days

**13. Aggregate Outstanding Principal Balance**

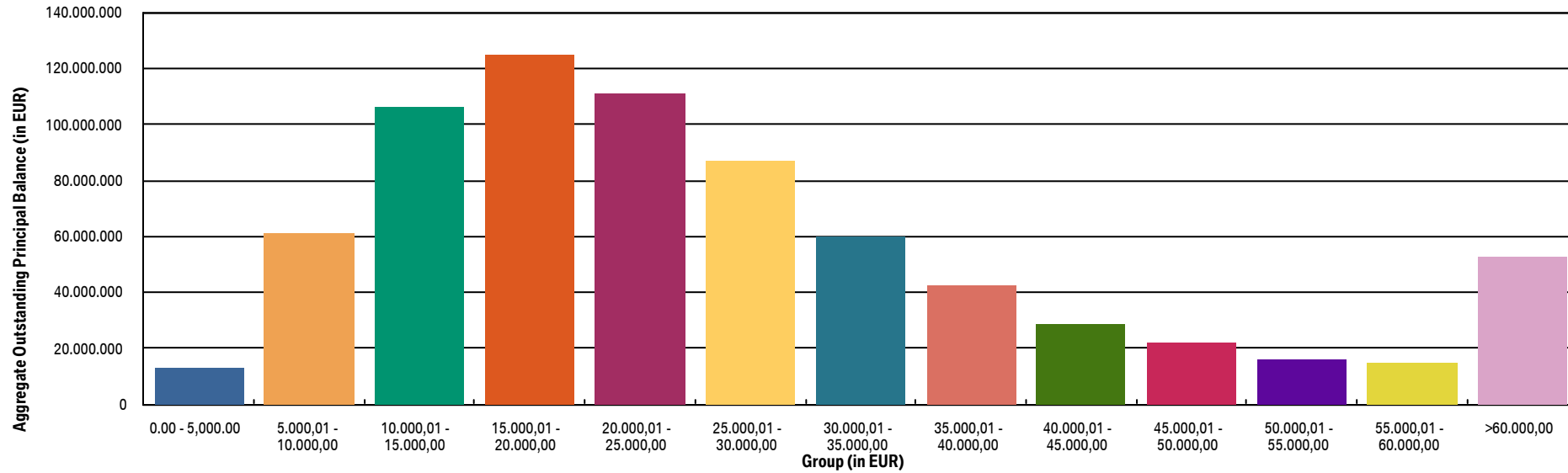
Current Portfolio

Group (in EUR)	Aggregate Outstanding Principal Balance (in EUR)	Aggregate Outstanding Principal Balance (in % of total)	Number of Contracts	Number of Contracts (in % of total)
0.00 - 5,000.00	12,981,933.86	1.76	7,324	16.43
5.000,01 - 10.000,00	61,263,539.57	8.28	8,035	18.03
10.000,01 - 15.000,00	106,043,921.16	14.34	8,493	19.06
15.000,01 - 20.000,00	124,615,214.00	16.85	7,170	16.09
20.000,01 - 25.000,00	111,013,603.21	15.01	4,972	11.16
25.000,01 - 30.000,00	86,851,511.08	11.74	3,181	7.14
30.000,01 - 35.000,00	60,166,436.09	8.14	1,865	4.18
35.000,01 - 40.000,00	42,216,486.41	5.71	1,131	2.54
40.000,01 - 45.000,00	28,865,101.84	3.90	681	1.53
45.000,01 - 50.000,00	22,084,093.27	2.99	466	1.05
50.000,01 - 55.000,00	15,933,928.95	2.15	304	0.68
55.000,01 - 60.000,00	14,833,347.46	2.01	258	0.58
> 60.000,00	52,663,986.26	7.12	684	1.53
<b>Total</b>	<b>739,533,103.16</b>	<b>100.00</b>	<b>44,564</b>	<b>100.00</b>

WA:	16,594.86
Min:	0.00
Max:	284,893.77

**Compartment German Auto Loans 11**  
**Monthly Investor Report**

Reporting Date: Aug 09, 2023  
 Payment Date: Aug 21, 2023  
 Period No.: 15  
 Monthly Period: July, 2023  
 Interest Period: July 20, 2023 to Aug 21, 2023  
 = 32 days



**Compartment German Auto Loans 11**  
**Monthly Investor Report**

Reporting Date:	Aug 09, 2023
Payment Date:	Aug 21, 2023
Period No.:	15
Monthly Period:	July, 2023
Interest Period:	July 20, 2023 to Aug 21, 2023 = 32 days

**14. Down Payments**

Current Portfolio

Group (in EUR)	Aggregate Principal Balance (in EUR)	Aggregate Principal Balance (in % of total)	Number of Contracts	Number of Contracts (in % of total)
No Down Payment	159,947,703.03	21.63	10,763	24.15
<=1000	8,973,866.68	1.21	756	1.70
1.000,01 - 2.000,00	27,100,737.28	3.66	2,078	4.66
2.000,01 - 3.000,00	38,972,102.48	5.27	2,998	6.73
3.000,01 - 4.000,00	35,751,918.32	4.83	2,672	6.00
4.000,01 - 5.000,00	73,247,125.37	9.90	4,620	10.37
5.000,01 - 6.000,00	35,889,059.86	4.85	2,345	5.26
6.000,01 - 7.000,00	31,240,867.52	4.22	1,938	4.35
7.000,01 - 8.000,00	34,856,774.37	4.71	2,140	4.80
8.000,01 - 9.000,00	19,755,015.79	2.67	1,131	2.54
9.000,01 - 10.000,00	68,708,009.03	9.29	3,727	8.36
10.000,01 - 11.000,00	11,912,182.36	1.61	641	1.44
11.000,01 - 12.000,00	19,442,450.84	2.63	1,004	2.25
12.000,01 - 13.000,00	13,935,570.62	1.88	722	1.62
13.000,01 - 14.000,00	11,459,844.46	1.55	539	1.21
14.000,01 - 15.000,00	35,429,801.96	4.79	1,752	3.93
> 15.000,00	112,910,073.19	15.27	4,738	10.63
<b>Total</b>	<b>739,533,103.16</b>	<b>100.00</b>	<b>44,564</b>	<b>100.00</b>

Minimum Down Payment:	15.43
Maximum Down Payment:	150,000.00
Average Down Payment:	6,968.25
Average Down Payment (customers that made a Down Payment)	9,187.09

**Compartment German Auto Loans 11**  
**Monthly Investor Report**

Reporting Date:	Aug 09, 2023
Payment Date:	Aug 21, 2023
Period No.:	15
Monthly Period:	July, 2023
Interest Period:	July 20, 2023 to Aug 21, 2023 = 32 days

**15. Borrower Concentration**
Current Portfolio

Borrower (Top 20)	Aggregate Outstanding Principal Balance (in EUR)	Aggregate Outstanding Principal Balance (in % of total)	Number of Contracts	Number of Contracts (in % of total)
1	414,319.32	0.06	41	0.09
2	388,027.82	0.05	8	0.02
3	344,617.27	0.05	5	0.01
4	322,263.46	0.04	2	0.00
5	284,893.77	0.04	1	0.00
6	276,222.63	0.04	2	0.00
7	272,536.15	0.04	2	0.00
8	270,054.81	0.04	1	0.00
9	267,094.70	0.04	10	0.02
10	247,119.03	0.03	5	0.01
11	242,390.49	0.03	5	0.01
12	213,183.69	0.03	7	0.02
13	207,454.68	0.03	2	0.00
14	204,678.95	0.03	1	0.00
15	173,743.64	0.02	2	0.00
16	173,132.69	0.02	5	0.01
17	172,050.06	0.02	6	0.01
18	166,304.27	0.02	3	0.01
19	158,980.02	0.02	10	0.02
20	153,757.05	0.02	4	0.01
<b>Total</b>	<b>4,952,824.50</b>	<b>0.67</b>	<b>122</b>	<b>0.27</b>

<b>Total Portfolio Balance</b>	<b>739,533,103.16</b>
--------------------------------	-----------------------



**Compartment German Auto Loans 11**  
**Monthly Investor Report**

Reporting Date:	Aug 09, 2023
Payment Date:	Aug 21, 2023
Period No.:	15
Monthly Period:	July, 2023
Interest Period:	July 20, 2023 to Aug 21, 2023 = 32 days

**16. Geographical Distribution**

Initial Portfolio

Post code area	Aggregate Principal Balance (in EUR)	Aggregate Principal Balance (in % of total)	Number of Contracts	Number of contracts (in % of total)
post code area 0	42,592,070.70	5.14	2,094	5.07
post code area 1	51,357,924.58	6.20	2,327	5.63
post code area 2	79,328,562.42	9.57	3,877	9.39
post code area 3	73,042,095.70	8.81	3,836	9.29
post code area 4	107,617,066.46	12.99	5,291	12.81
post code area 5	100,112,910.83	12.08	5,036	12.19
post code area 6	98,532,624.20	11.89	4,923	11.92
post code area 7	94,860,707.88	11.45	4,984	12.07
post code area 8	109,651,823.36	13.23	5,258	12.73
post code area 9	71,604,193.25	8.64	3,675	8.90
<b>Total</b>	<b>828,699,979.38</b>	<b>100.00</b>	<b>41,301</b>	<b>100.00</b>

**Compartment German Auto Loans 11**  
**Monthly Investor Report**

Reporting Date:	Aug 09, 2023
Payment Date:	Aug 21, 2023
Period No.:	15
Monthly Period:	July, 2023
Interest Period:	July 20, 2023 to Aug 21, 2023 = 32 days

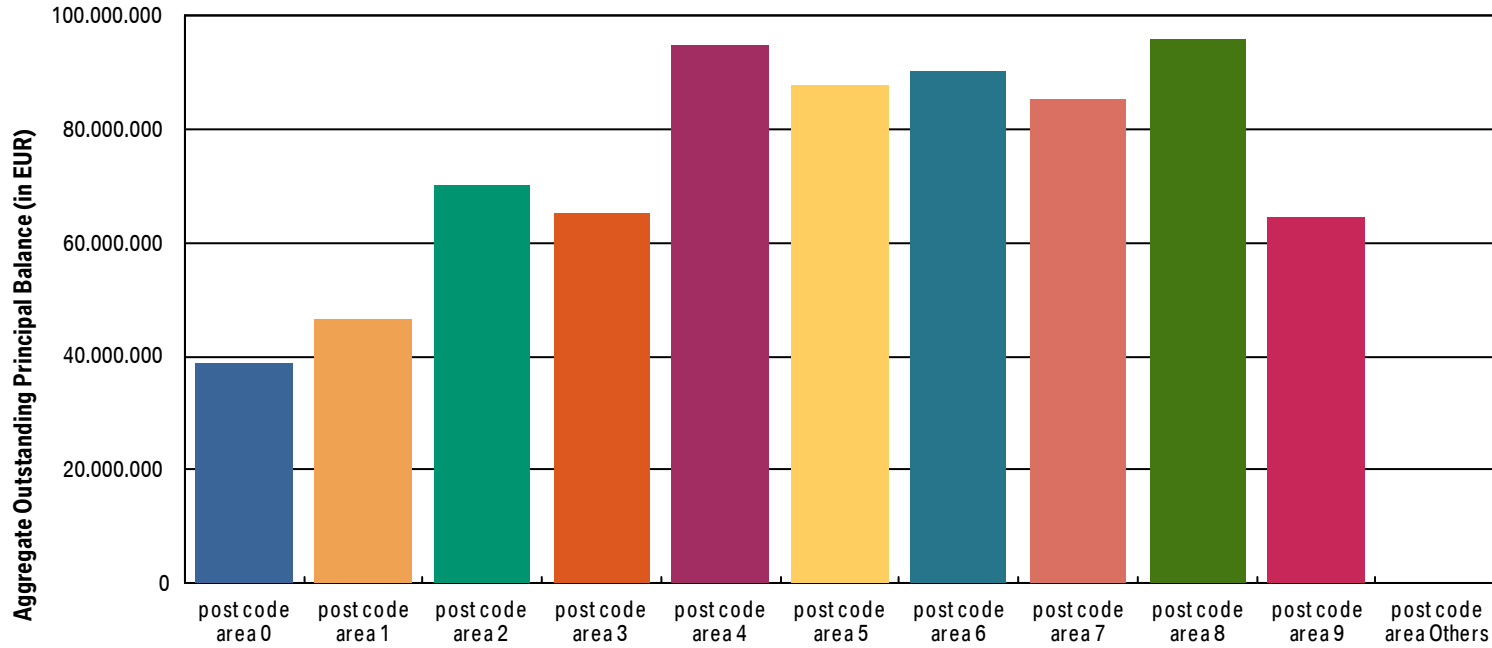
**16. Geographical Distribution**

Current Portfolio

Post code area	Aggregate Outstanding Principal Balance (in EUR)	Aggregate Outstanding Principal Balance (in % of total)	Number of Contracts	Number of Contracts (in % of total)
post code area 0	38,757,270.67	5.24	2,357	5.29
post code area 1	46,524,271.75	6.29	2,538	5.70
post code area 2	70,281,540.76	9.50	4,190	9.40
post code area 3	65,168,983.71	8.81	4,124	9.25
post code area 4	94,795,436.24	12.82	5,658	12.70
post code area 5	87,905,218.94	11.89	5,353	12.01
post code area 6	90,031,051.83	12.17	5,460	12.25
post code area 7	85,429,468.83	11.55	5,335	11.97
post code area 8	95,955,814.80	12.98	5,565	12.49
post code area 9	64,476,440.45	8.72	3,963	8.89
post code area Others	207,605.18	0.03	21	0.05
<b>Total</b>	<b>739,533,103.16</b>	<b>100.00</b>	<b>44,564</b>	<b>100.00</b>

**Compartment German Auto Loans 11**  
**Monthly Investor Report**

Reporting Date: Aug 09, 2023  
 Payment Date: Aug 21, 2023  
 Period No.: 15  
 Monthly Period: July, 2023  
 Interest Period: July 20, 2023 to Aug 21, 2023  
 = 32 days



**Compartment German Auto Loans 11**  
**Monthly Investor Report**

Reporting Date:	Aug 09, 2023
Payment Date:	Aug 21, 2023
Period No.:	15
Monthly Period:	July, 2023
Interest Period:	July 20, 2023 to Aug 21, 2023 = 32 days

**17. Car Type & Customer Group**

Initial Portfolio

Car Type	Aggregate Principal Balance (in EUR)	Aggregate Principal Balance (in % of total)	Number of Contracts	Number of Contracts (in % of total)
New	353,243,188.04	42.63	12,949	31.35
Used	475,456,791.34	57.37	28,352	68.65
<b>Total</b>	<b>828,699,979.38</b>	<b>100.00</b>	<b>41,301</b>	<b>100.00</b>

Customer Group	Aggregate Principal Balance (in EUR)	Aggregate Principal Balance (in % of total)	Number of Contracts	Number of Contracts (in % of total)
Commercial	227,906,404.70	27.50	7,732	18.72
Private Individual	600,793,574.68	72.50	33,569	81.28
<b>Total</b>	<b>828,699,979.38</b>	<b>100.00</b>	<b>41,301</b>	<b>100.00</b>

**Compartment German Auto Loans 11**  
**Monthly Investor Report**

Reporting Date:	Aug 09, 2023
Payment Date:	Aug 21, 2023
Period No.:	15
Monthly Period:	July, 2023
Interest Period:	July 20, 2023 to Aug 21, 2023 = 32 days

**17. Car Type & Customer Group**

Current Portfolio

Car Type	Aggregate Outstanding Principal Balance (in EUR)	Aggregate Outstanding Principal Balance (in % of total)	Number of Contracts	Number of Contracts (in % of total)
New	326,644,299.72	44.17	14,206	31.88
Used	412,888,803.44	55.83	30,358	68.12
<b>Total</b>	<b>739,533,103.16</b>	<b>100.00</b>	<b>44,564</b>	<b>100.00</b>

Customer Group	Aggregate Outstanding Principal Balance (in EUR)	Aggregate Outstanding Principal Balance (in % of total)	Number of Contracts	Number of Contracts (in % of total)
Commercial	206,875,935.80	27.97	8,455	18.97
Private Individual	532,657,167.36	72.03	36,109	81.03
<b>Total</b>	<b>739,533,103.16</b>	<b>100.00</b>	<b>44,564</b>	<b>100.00</b>

**Compartment German Auto Loans 11**  
**Monthly Investor Report**

Reporting Date: Aug 09, 2023  
 Payment Date: Aug 21, 2023  
 Period No.: 15  
 Monthly Period: July, 2023  
 Interest Period: July 20, 2023 to Aug 21, 2023  
 = 32 days

**18. Delinquencies**

Initial Portfolio

Days past due	Aggregate Principal Balance (in EUR)	Aggregate Principal Balance (in % of total)	Number of Contracts	Number of Contracts (in % of total)
1 - 30	0.00	0.00	0	0.00
31 - 60	0.00	0.00	0	0.00
61 - 90	0.00	0.00	0	0.00
91 - 120	0.00	0.00	0	0.00
> 120	0.00	0.00	0	0.00
<b>Total</b>	<b>0.00</b>	<b>0.00</b>	<b>0</b>	<b>0.00</b>

Current Portfolio

Days past due	Aggregate Outstanding Principal Balance (in EUR)	Aggregate Outstanding Principal Balance (in % of total)	Number of Contracts	Number of Contracts (in % of total)
1 - 30	7,587,036.04	1.03	370	0.83
31 - 60	854,033.97	0.12	37	0.08
61 - 90	203,105.59	0.03	12	0.03
91 - 120	246,020.49	0.03	12	0.03
> 120	566,095.69	0.08	26	0.06
<b>Total</b>	<b>9,456,291.78</b>	<b>1.28</b>	<b>457</b>	<b>1.03</b>

## Compartment German Auto Loans 11

### Monthly Investor Report

Reporting Date:	Aug 09, 2023
Payment Date:	Aug 21, 2023
Period No.:	15
Monthly Period:	July, 2023
Interest Period:	July 20, 2023 to Aug 21, 2023 = 32 days

### 18a. Delinquencies Analysis

Monthly Period	Performing (in EUR)	31-60 days past due (in EUR)	61-90 days past due (in EUR)	91-120 days past due (in EUR)	>120 days past due (in EUR)
May - 22	808,346,340.08	0.00	0.00	0.00	0.00
June - 22	806,261,087.38	113,498.64	0.00	0.00	0.00
July - 22	805,298,253.18	120,327.09	113,498.64	0.00	0.00
Aug - 22	804,637,168.82	194,333.75	30,628.20	76,661.87	0.00
Sept - 22	805,016,629.08	347,969.67	115,188.06	30,628.20	63,449.86
Oct - 22	805,868,282.50	315,143.34	239,033.41	67,036.02	39,979.67
Nov - 22	802,522,008.63	498,898.44	97,108.76	118,259.40	48,731.82
Dec - 22	803,256,904.18	428,843.09	242,716.75	60,094.64	96,321.83
Jan - 23	803,066,989.88	416,018.93	241,529.63	174,902.54	47,360.36
Feb - 23	803,816,942.03	341,729.53	242,605.40	57,308.36	109,035.85
Mar - 23	795,559,183.69	656,613.74	215,976.70	172,570.84	88,624.36
Apr - 23	798,838,203.20	1,043,833.83	307,839.77	124,408.50	202,348.97
May - 23	798,913,241.27	696,824.31	556,882.55	152,674.12	287,905.80
June - 23	768,207,783.03	830,072.37	400,984.35	467,621.22	315,649.00
July - 23	737,663,847.42	854,033.97	203,105.59	246,020.49	566,095.69

**Compartment German Auto Loans 11**  
**Monthly Investor Report**

Reporting Date:	Aug 09, 2023
Payment Date:	Aug 21, 2023
Period No.:	15
Monthly Period:	July, 2023
Interest Period:	July 20, 2023 to Aug 21, 2023 = 32 days

**19. Seasoning**

Initial Portfolio

Group (in months)	Aggregate Principal Balance (in EUR)	Aggregate Principal Balance (in % of total)	Number of Contracts	Number of Contracts (in % of total)
<= 6	234,141,092.14	28.25	9,757	23.62
> 6 - <= 12	242,922,880.74	29.31	11,832	28.65
> 12 - <= 24	310,058,611.35	37.42	17,189	41.62
> 24 - <= 36	40,519,309.75	4.89	2,446	5.92
> 36 - <= 42	1,058,085.40	0.13	77	0.19
> 42 - <= 48	0.00	0.00	0	0.00
> 48 - <= 53	0.00	0.00	0	0.00
> 53	0.00	0.00	0	0.00
<b>Total</b>	<b>828,699,979.38</b>	<b>100.00</b>	<b>41,301</b>	<b>100.00</b>

WA Seasoning (in months): 12.07  
 Min (in months): 2.00  
 Max (in months): 39.00



**Compartment German Auto Loans 11**  
**Monthly Investor Report**

Reporting Date:	Aug 09, 2023
Payment Date:	Aug 21, 2023
Period No.:	15
Monthly Period:	July, 2023
Interest Period:	July 20, 2023 to Aug 21, 2023 = 32 days

**19. Seasoning**

Current Portfolio

Group (in months)	Aggregate Outstanding Principal Balance (in EUR)	Aggregate Outstanding Principal Balance (in % of total)	Number of Contracts	Number of Contracts (in % of total)
<= 6	7,718,993.61	1.04	294	0.66
> 6 - <= 12	43,568,977.01	5.89	1,766	3.96
> 12 - <= 24	362,271,120.38	48.99	19,516	43.79
> 24 - <= 36	278,056,675.77	37.60	18,655	41.86
> 36 - <= 42	40,242,719.13	5.44	3,735	8.38
> 42 - <= 48	6,028,252.67	0.82	427	0.96
> 48 - <= 53	1,532,326.33	0.21	163	0.37
> 53	114,038.26	0.02	8	0.02
<b>Total</b>	<b>739,533,103.16</b>	<b>100.00</b>	<b>44,564</b>	<b>100.00</b>

WA Seasoning (in months): 24.16  
 Min (in months): 5.00  
 Max (in months): 54.00

**Compartment German Auto Loans 11**  
**Monthly Investor Report**

Reporting Date: Aug 09, 2023  
 Payment Date: Aug 21, 2023  
 Period No.: 15  
 Monthly Period: July, 2023  
 Interest Period: July 20, 2023 to Aug 21, 2023  
 = 32 days

**20. Remaining Term**

Initial Portfolio

Group (in months)	Aggregate Principal Balance (in EUR)	Aggregate Principal Balance (in % of total)	Number of Contracts	Number of Contracts (in % of total)
<= 6	4,873,281.28	0.59	667	1.61
> 6 - <= 12	28,512,625.86	3.44	2,364	5.72
> 12 - <= 24	168,513,531.77	20.33	10,463	25.33
> 24 - <= 36	257,862,147.29	31.12	12,603	30.51
> 36 - <= 42	121,200,606.27	14.63	5,625	13.62
> 42 - <= 48	104,153,699.30	12.57	4,326	10.47
> 48 - <= 53	63,126,724.74	7.62	2,435	5.90
> 53	80,457,362.87	9.71	2,818	6.82
<b>Total</b>	<b>828,699,979.38</b>	<b>100.00</b>	<b>41,301</b>	<b>100.00</b>

WA Remaining Term (in months): 34.44  
 Min (in months): 3.00  
 Max (in months): 60.00

**Compartment German Auto Loans 11**  
**Monthly Investor Report**

Reporting Date: Aug 09, 2023  
 Payment Date: Aug 21, 2023  
 Period No.: 15  
 Monthly Period: July, 2023  
 Interest Period: July 20, 2023 to Aug 21, 2023  
 = 32 days

**20. Remaining Term**

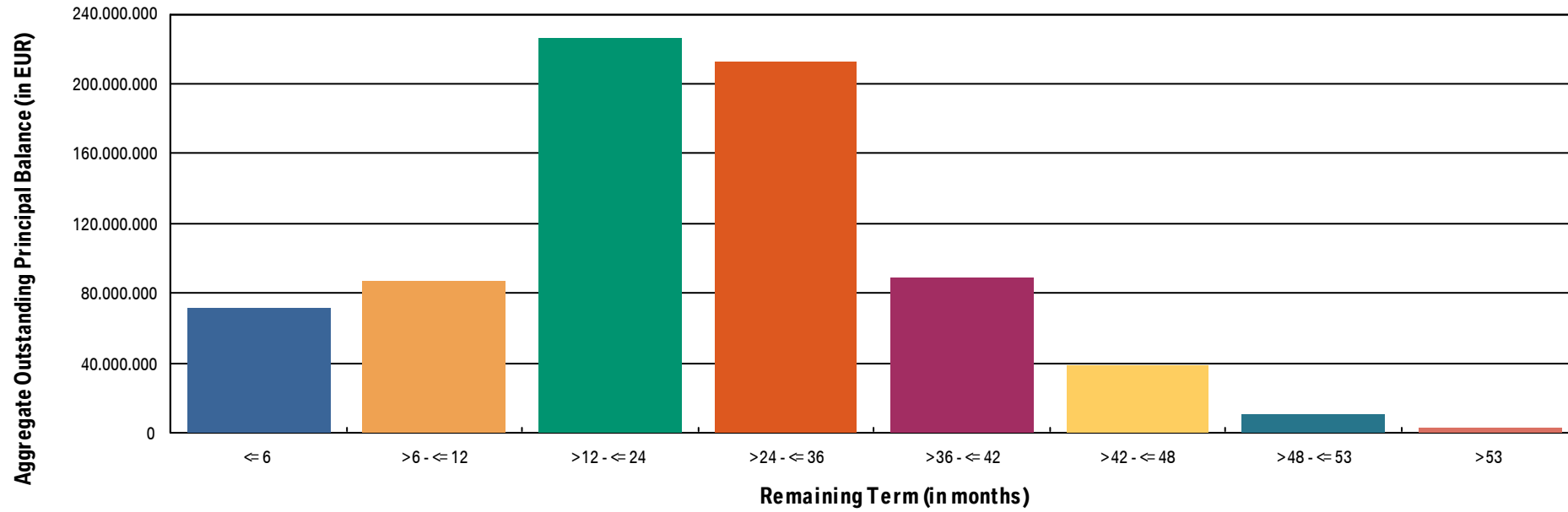
Current Portfolio

Group (in months)	Aggregate Outstanding Principal Balance (in EUR)	Aggregate Outstanding Principal Balance (in % of total)	Number of Contracts	Number of Contracts (in % of total)
<= 6	71,742,810.23	9.70	8,894	19.96
> 6 - <= 12	87,091,505.62	11.78	6,237	14.00
> 12 - <= 24	226,311,969.52	30.60	13,291	29.82
> 24 - <= 36	212,814,310.60	28.78	10,587	23.76
> 36 - <= 42	88,585,004.23	11.98	3,641	8.17
> 42 - <= 48	38,665,364.94	5.23	1,448	3.25
> 48 - <= 53	11,321,981.27	1.53	371	0.83
> 53	3,000,156.75	0.41	95	0.21
<b>Total</b>	<b>739,533,103.16</b>	<b>100.00</b>	<b>44,564</b>	<b>100.00</b>

WA Remaining Term (in months): 23.77  
 Min (in months): 0.00  
 Max (in months): 55.00

**Compartment German Auto Loans 11**  
**Monthly Investor Report**

Reporting Date:	Aug 09, 2023
Payment Date:	Aug 21, 2023
Period No.:	15
Monthly Period:	July, 2023
Interest Period:	July 20, 2023 to Aug 21, 2023 = 32 days



**Compartment German Auto Loans 11**  
**Monthly Investor Report**

Reporting Date:	Aug 09, 2023
Payment Date:	Aug 21, 2023
Period No.:	15
Monthly Period:	July, 2023
Interest Period:	July 20, 2023 to Aug 21, 2023 = 32 days

**21. Original Term**

Initial Portfolio

Group (in months)	Aggregate Principal Balance (in EUR)	Aggregate Principal Balance (in % of total)	Number of Contracts	Number of Contracts (in % of total)
<= 6	0.00	0.00	0	0.00
> 6 - <= 12	186,659.27	0.02	70	0.17
> 12 - <= 24	27,587,012.48	3.33	2,814	6.81
> 24 - <= 36	334,249,255.64	40.33	17,665	42.77
> 36 - <= 42	5,910,515.07	0.71	377	0.91
> 42 - <= 48	156,867,316.52	18.93	7,791	18.86
> 48 - <= 53	12,656,144.98	1.53	634	1.54
> 53	291,243,075.42	35.14	11,950	28.93
<b>Total</b>	<b>828,699,979.38</b>	<b>100.00</b>	<b>41,301</b>	<b>100.00</b>

WA Original Term (in months): 46.50  
 Min (in months): 12.00  
 Max (in months): 96.00

**Compartment German Auto Loans 11**  
**Monthly Investor Report**

Reporting Date:	Aug 09, 2023
Payment Date:	Aug 21, 2023
Period No.:	15
Monthly Period:	July, 2023
Interest Period:	July 20, 2023 to Aug 21, 2023 = 32 days

**21. Original Term**

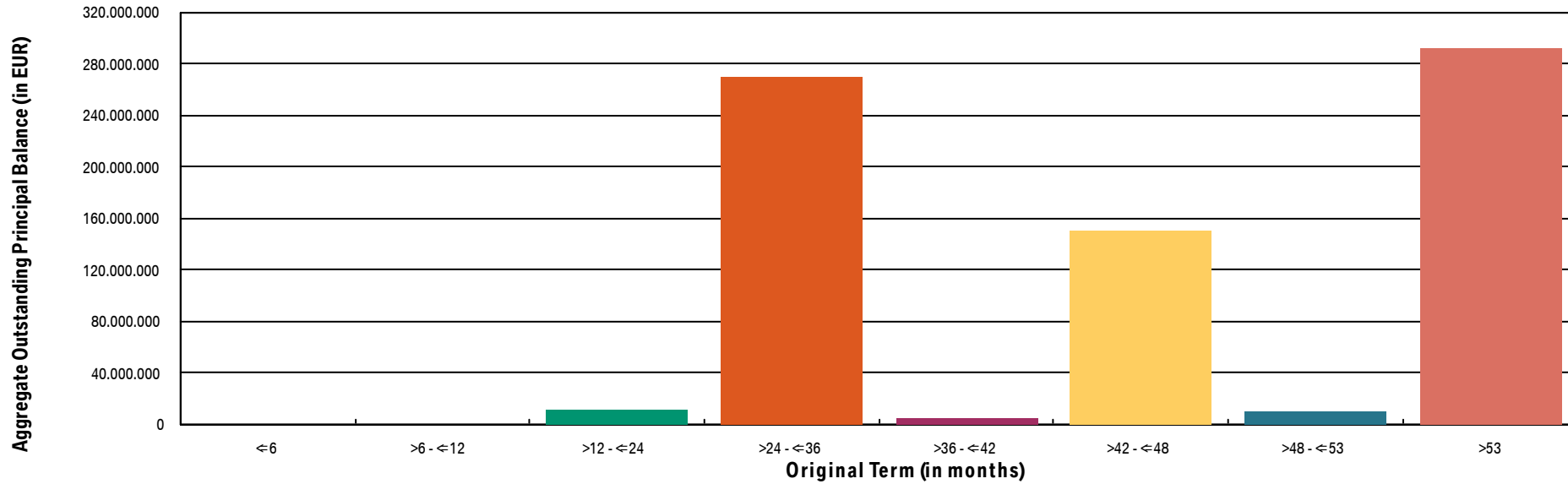
Current Portfolio

Group (in months)	Aggregate Outstanding Principal Balance (in EUR)	Aggregate Outstanding Principal Balance (in % of total)	Number of Contracts	Number of Contracts (in % of total)
<= 6	0.00	0.00	0	0.00
> 6 - <= 12	13,125.24	0.00	13	0.03
> 12 - <= 24	11,115,820.40	1.50	1,937	4.35
> 24 - <= 36	269,887,310.93	36.49	18,238	40.93
> 36 - <= 42	4,890,426.18	0.66	417	0.94
> 42 - <= 48	150,368,446.98	20.33	9,085	20.39
> 48 - <= 53	10,742,609.30	1.45	685	1.54
> 53	292,515,364.13	39.55	14,189	31.84
<b>Total</b>	<b>739,533,103.16</b>	<b>100.00</b>	<b>44,564</b>	<b>100.00</b>

WA Original Term (in months): 47.96  
 Min (in months): 12.00  
 Max (in months): 96.00

**Compartment German Auto Loans 11**  
**Monthly Investor Report**

Reporting Date:	Aug 09, 2023
Payment Date:	Aug 21, 2023
Period No.:	15
Monthly Period:	July, 2023
Interest Period:	July 20, 2023 to Aug 21, 2023 = 32 days



**Compartment German Auto Loans 11**  
**Monthly Investor Report**

Reporting Date:	Aug 09, 2023
Payment Date:	Aug 21, 2023
Period No.:	15
Monthly Period:	July, 2023
Interest Period:	July 20, 2023 to Aug 21, 2023 = 32 days

**22. Vehicle Class**
**Initial Portfolio**

Group	Aggregate Principal Balance (in EUR)	Aggregate Principal Balance (in % of total)	Number of Contracts	Number of Contracts (in % of total)
BMW 1 Series	74,820,859.22	9.03	5,523	13.37
BMW 2 Series	65,783,236.39	7.94	3,622	8.77
BMW 3 Series	86,868,298.74	10.48	4,665	11.30
BMW 4 Series	44,600,162.47	5.38	1,706	4.13
BMW 5 Series	94,664,754.78	11.42	4,016	9.72
BMW 6 Series	6,374,275.25	0.77	217	0.53
BMW 7 Series	13,267,870.38	1.60	392	0.95
BMW 8 Series	7,417,895.61	0.90	98	0.24
BMW X1 Series	61,257,759.96	7.39	3,317	8.03
BMW X2 Series	13,963,155.25	1.68	595	1.44
BMW X3 Series	59,052,981.31	7.13	2,326	5.63
BMW X4 Series	21,675,300.78	2.62	746	1.81
BMW X5 Series	59,014,303.25	7.12	1,543	3.74
BMW X6 Series	19,053,698.79	2.30	447	1.08
BMW X7 Series	8,826,715.08	1.07	121	0.29
BMW Z Series	12,196,571.55	1.47	390	0.94
BMW i Series	7,968,610.31	0.96	314	0.76
MINI	105,403,569.95	12.72	6,734	16.30
Non BMW Group Models (incl. Motorcycles)	38,058,931.01	4.59	1,887	4.57
Other BMW Group (incl. Motorcycles)	28,431,029.30	3.43	2,642	6.40
<b>Total</b>	<b>828,699,979.38</b>	<b>100.00</b>	<b>41,301</b>	<b>100.00</b>



## Compartment German Auto Loans 11

### Monthly Investor Report

Reporting Date:	Aug 09, 2023
Payment Date:	Aug 21, 2023
Period No.:	15
Monthly Period:	July, 2023
Interest Period:	July 20, 2023 to Aug 21, 2023 = 32 days

## 22. Vehicle Class

### Current Portfolio

Group	Aggregate Outstanding Principal Balance (in EUR)	Aggregate Outstanding Principal Balance (in % of total)	Number of Contracts	Number of Contracts (in % of total)
BMW 1 Series	62,517,558.33	8.45	5,750	12.90
BMW 2 Series	57,524,962.39	7.78	3,942	8.85
BMW 3 Series	77,538,744.81	10.48	4,988	11.19
BMW 4 Series	39,885,634.94	5.39	1,819	4.08
BMW 5 Series	83,500,556.58	11.29	4,344	9.75
BMW 6 Series	5,752,102.93	0.78	235	0.53
BMW 7 Series	11,400,336.62	1.54	400	0.90
BMW 8 Series	6,248,866.82	0.84	103	0.23
BMW X1 Series	55,705,279.32	7.53	3,691	8.28
BMW X2 Series	14,108,542.01	1.91	728	1.63
BMW X3 Series	56,032,780.13	7.58	2,584	5.80
BMW X4 Series	20,792,752.03	2.81	848	1.90
BMW X5 Series	54,169,903.67	7.32	1,669	3.75
BMW X6 Series	16,974,705.90	2.30	469	1.05
BMW X7 Series	7,776,518.02	1.05	130	0.29
BMW Z Series	10,903,841.29	1.47	427	0.96
BMW i Series	7,338,496.23	0.99	375	0.84
MINI	94,630,678.24	12.80	7,478	16.78
Non BMW Group Models (incl. Motorcycles)	33,306,409.74	4.50	1,976	4.43
Other BMW Group (incl. Motorcycles)	23,424,433.16	3.17	2,608	5.85
<b>Total</b>	<b>739,533,103.16</b>	<b>100.00</b>	<b>44,564</b>	<b>100.00</b>

**Compartment German Auto Loans 11**  
**Monthly Investor Report**

Reporting Date:	Aug 09, 2023
Payment Date:	Aug 21, 2023
Period No.:	15
Monthly Period:	July, 2023
Interest Period:	July 20, 2023 to Aug 21, 2023 = 32 days

**23. Payment Type**

Initial Portfolio:

Group	Aggregate Principal Balance (in EUR)	Aggregate Principal Balance (in % of total)	Number of Contracts	Number of Contracts (in % of total)
Direct debit	827,460,604.21	99.85	41,245	99.86
Self payment	1,239,375.17	0.15	56	0.14
<b>Total</b>	<b>828,699,979.38</b>	<b>100.00</b>	<b>41,301</b>	<b>100.00</b>

Current Portfolio

Group	Aggregate Outstanding Principal Balance (in EUR)	Aggregate Outstanding Principal Balance (in % of total)	Number of Contracts	Number of Contracts (in % of total)
Direct debit	736,026,144.57	99.53	44,376	99.58
Self payment	3,506,958.59	0.47	188	0.42
<b>Total</b>	<b>739,533,103.16</b>	<b>100.00</b>	<b>44,564</b>	<b>100.00</b>

**Compartment German Auto Loans 11**  
**Monthly Investor Report**

Reporting Date:	Aug 09, 2023
Payment Date:	Aug 21, 2023
Period No.:	15
Monthly Period:	July, 2023
Interest Period:	July 20, 2023 to Aug 21, 2023 = 32 days

**24. Interest Rates**

Weighted Average Nominal Interest Rate (in %)		
Aggregate Principal Balance (Initial)	828,699,979.38	3.04
Aggregate Outstanding Principal Balance	739,533,103.16	3.08

**Compartment German Auto Loans 11**  
**Monthly Investor Report**

Reporting Date:	Aug 09, 2023
Payment Date:	Aug 21, 2023
Period No.:	15
Monthly Period:	July, 2023
Interest Period:	July 20, 2023 to Aug 21, 2023 = 32 days

**25. Credit Type**

Initial Portfolio

Credit Type	Aggregate Principal Balance (in EUR)	Aggregate Principal Balance (in % of total)	Number of Contracts	Number of Contracts (in % of total)
Balloon	822,713,113.07	99.28	40,322	97.63
Equal Instalment Loan	5,986,866.31	0.72	979	2.37
<b>Total</b>	<b>828,699,979.38</b>	<b>100.00</b>	<b>41,301</b>	<b>100.00</b>

Current Portfolio

Credit Type	Aggregate Outstanding Principal Balance (in EUR)	Aggregate Outstanding Principal Balance (in % of total)	Number of Contracts	Number of Contracts (in % of total)
Balloon	735,419,164.64	99.44	43,668	97.99
Equal Instalment Loan	4,113,938.52	0.56	896	2.01
<b>Total</b>	<b>739,533,103.16</b>	<b>100.00</b>	<b>44,564</b>	<b>100.00</b>

**Compartment German Auto Loans 11**  
**Monthly Investor Report**

Reporting Date:	Aug 09, 2023
Payment Date:	Aug 21, 2023
Period No.:	15
Monthly Period:	July, 2023
Interest Period:	July 20, 2023 to Aug 21, 2023 = 32 days

**26. Contracts per Customer**

Initial Portfolio

Group	Aggregate Principal Balance (in EUR)	Aggregate Principal Balance (in % of total)	Number of Contracts	Number of Contracts (in % of total)
1	800,321,789.47	96.58	40,236	97.42
2 - 4	24,699,630.97	2.98	927	2.24
5 - 7	1,792,848.78	0.22	52	0.13
8 - 10	160,681.85	0.02	9	0.02
> 10	1,725,028.31	0.21	77	0.19
<b>Total</b>	<b>828,699,979.38</b>	<b>100.00</b>	<b>41,301</b>	<b>100.00</b>

Current Portfolio

Group	Aggregate Principal Balance (in EUR)	Aggregate Principal Balance (in % of total)	Number of Contracts	Number of Contracts (in % of total)
1	714,406,732.33	96.60	43,462	97.53
2 - 4	22,175,234.71	3.00	974	2.19
5 - 7	1,722,714.26	0.23	59	0.13
8 - 10	814,102.54	0.11	28	0.06
> 10	414,319.32	0.06	41	0.09
<b>Total</b>	<b>739,533,103.16</b>	<b>100.00</b>	<b>44,564</b>	<b>100.00</b>

**Compartment German Auto Loans 11**  
**Monthly Investor Report**

Reporting Date: Aug 09, 2023  
 Payment Date: Aug 21, 2023  
 Period No.: 15  
 Monthly Period: July, 2023  
 Interest Period: July 20, 2023 to Aug 21, 2023  
 = 32 days

**27. Amortisation**

Initial Portfolio

Period	Principal Balance (in EUR)
	828,699,979.38
1	817,669,491.44
2	806,609,774.67
3	794,847,846.85
4	782,960,636.67
5	771,109,973.99
6	758,369,082.47
7	745,493,936.73
8	732,629,307.02
9	719,679,230.97
10	707,169,858.34
11	689,071,929.28
12	671,466,255.44
13	654,061,171.79
14	635,703,948.96
15	617,714,922.17
16	598,081,709.11
17	577,964,001.46
18	557,069,185.42
19	536,868,053.88
20	516,576,829.66
21	496,841,257.58
22	480,950,125.98
23	464,446,075.72
24	446,077,545.88
25	425,694,773.98
26	404,531,342.40
27	383,412,463.97
28	362,394,351.49
29	342,420,811.27
30	322,426,352.95

Current Portfolio

Period	Principal Balance in EUR	Reduction in EUR
	739,533,103.16	
1	715,966,372.31	23,566,730.85
2	694,490,411.02	21,475,961.29
3	672,793,152.78	21,697,258.24
4	651,212,782.57	21,580,370.21
5	629,610,381.44	21,602,401.13
6	608,216,868.83	21,393,512.61
7	591,053,581.80	17,163,287.03
8	572,539,206.13	18,514,375.67
9	551,724,371.63	20,814,834.50
10	528,716,563.84	23,007,807.79
11	504,870,539.84	23,846,024.00
12	481,688,975.98	23,181,563.86
13	458,325,604.94	23,363,371.04
14	435,869,057.21	22,456,547.73
15	413,396,920.10	22,472,137.11
16	392,795,172.25	20,601,747.85
17	368,321,038.88	24,474,133.37
18	348,007,051.76	20,313,987.12
19	329,543,188.19	18,463,863.57
20	313,646,570.70	15,896,617.49
21	296,546,344.30	17,100,226.40
22	280,307,337.50	16,239,006.80
23	263,393,172.94	16,914,164.56
24	245,649,775.68	17,743,397.26
25	228,306,258.28	17,343,517.40
26	210,572,957.56	17,733,300.72
27	189,944,399.15	20,628,558.41
28	172,052,129.58	17,892,269.57
29	154,794,458.99	17,257,670.59
30	141,178,227.07	13,616,231.92

**Compartment German Auto Loans 11**  
**Monthly Investor Report**

Reporting Date: Aug 09, 2023  
 Payment Date: Aug 21, 2023  
 Period No.: 15  
 Monthly Period: July, 2023  
 Interest Period: July 20, 2023 to Aug 21, 2023  
 = 32 days

**27. Amortisation**

Initial Portfolio

Period	Principal Balance (in EUR)
31	303,429,210.99
32	281,374,705.28
33	262,532,483.10
34	245,487,287.63
35	234,105,986.33
36	222,191,306.41
37	210,446,227.24
38	197,627,303.43
39	183,799,325.45
40	169,951,736.64
41	155,716,376.60
42	137,835,082.77
43	122,155,646.03
44	107,583,765.39
45	96,445,685.48
46	86,972,062.76
47	81,186,222.62
48	73,849,799.97
49	66,628,967.68
50	59,418,477.50
51	52,114,360.04
52	45,167,145.08
53	38,362,553.32
54	31,048,331.49
55	23,513,424.13
56	14,161,755.28
57	7,332,958.70
58	3,111.11
59	1,559.18
60	0.00

Current Portfolio

Period	Principal Balance in EUR	Reduction in EUR
31	130,312,599.46	10,865,627.61
32	122,051,987.11	8,260,612.35
33	112,356,271.85	9,695,715.26
34	102,744,532.77	9,611,739.08
35	93,060,335.04	9,684,197.73
36	83,074,564.30	9,985,770.74
37	74,144,371.89	8,930,192.41
38	65,350,864.61	8,793,507.28
39	56,462,288.86	8,888,575.75
40	47,566,368.10	8,895,920.76
41	37,021,164.86	10,545,203.24
42	28,810,451.21	8,210,713.65
43	20,760,352.33	8,050,098.88
44	17,833,707.18	2,926,645.15
45	14,579,143.30	3,254,563.88
46	11,943,999.35	2,635,143.95
47	9,324,100.60	2,619,898.75
48	7,316,773.77	2,007,326.83
49	5,683,658.76	1,633,115.01
50	4,493,894.91	1,189,763.85
51	3,009,441.07	1,484,453.84
52	2,117,717.98	891,723.09
53	1,474,530.00	643,187.98
54	464,575.93	1,009,954.07
55	0.00	464,575.93
56	0.00	0.00
57	0.00	0.00
58	0.00	0.00
59	0.00	0.00
60	0.00	0.00

**Compartment German Auto Loans 11**  
**Monthly Investor Report**

Reporting Date:	Aug 09, 2023
Payment Date:	Aug 21, 2023
Period No.:	15
Monthly Period:	July, 2023
Interest Period:	July 20, 2023 to Aug 21, 2023 = 32 days

**28. Priority of Payments**

**All values in EUR**

Available Distribution Amount	+	39,231,741.12
Taxes	-	0.00
Trustee Payment	-	0.00
Senior Expenses	-	43,123.66
Swap Net Payment	-	0.00
Class A Interest	-	2,490,675.00
Class B Interest	-	69,956.43
Cash Reserve	-	4,995,000.00
Principal Class A	-	31,632,986.03
Principal Class B	-	0.00
Swap Termination Event	-	0.00
Subordinated Loan Interest	-	0.00
Subordinated Loan Principal	-	0.00
Seller	-	0.00



**Compartment German Auto Loans 11**  
**Monthly Investor Report**

Reporting Date:	Aug 09, 2023
Payment Date:	Aug 21, 2023
Period No.:	15
Monthly Period:	July, 2023
Interest Period:	July 20, 2023 to Aug 21, 2023 = 32 days

**29. Transaction Costs**

<b>Cost Category (in EUR)</b>	<b>Class A</b>	<b>Class B</b>	<b>Subordinated Loan</b>	<b>Total</b>
Senior Expenses				43,123.66
Interest accrued for the Period	2,490,675.00	69,956.43	24,264.60	2,584,896.03
Interest payments for the Period	2,490,675.00	69,956.43	0.00	2,560,631.43
Cumulative Interest Payments	20,187,300.00	1,003,432.87	158,424.34	21,349,157.21
Unpaid Interest for the Period	0.00	0.00	24,264.60	24,264.60
Cumulative Unpaid Interest	0.00	0.00	67,285.15	67,285.15

**Compartment German Auto Loans 11**

**Monthly Investor Report**

Reporting Date:	Aug 09, 2023
Payment Date:	Aug 21, 2023
Period No.:	15
Monthly Period:	July, 2023
Interest Period:	July 20, 2023 to Aug 21, 2023 = 32 days

**30. Ratings**

	Fitch	S&P	Moody's	DBRS
<b>Notes - current ratings</b>				
Class A	AAA	N/A	Aaa	N/A
Class B	N/A	N/A	N/A	N/A

		Fitch	S&P	Moody's	DBRS	Trigger Breached	
<b>Transaction Parties - current ratings</b>							
	BMW AG	long term	N/A	A	A2	A high	no
		short term	N/A	A-1	P-1	N/A	no
<b>Issuer Account Bank:</b>	The Bank of New York Mellon	long term	AA	N/A	Aa1	N/A	no
		short term	F1+	N/A	P-1	N/A	no
<b>Swap Provider:</b>	Skandinaviska Enskilda Banken AB	long term	AA	N/A	Aa3	N/A	no
		short term	F1+	N/A	P-1	N/A	no

		Fitch	S&P	Moody's	DBRS	
<b>Transaction Parties - required ratings</b>						
	BMW AG	long term	BBB	N/A	Baa1	N/A
		short term	F2	N/A	P-2	N/A
<b>Issuer Account Bank:</b>	The Bank of New York Mellon	long term	A	N/A	A2	N/A
		short term	F1	N/A	P-1	N/A
<b>Swap Provider:</b>	Skandinaviska Enskilda Banken AB	long term	A	N/A	Baa1	N/A
		short term	F1	N/A	N/A	N/A

**Compartment German Auto Loans 11**

**Monthly Investor Report**

Reporting Date:	Aug 09, 2023
Payment Date:	Aug 21, 2023
Period No.:	15
Monthly Period:	July, 2023
Interest Period:	July 20, 2023 to Aug 21, 2023 = 32 days

**31. Swap Counterparty Data**

<b>Swap Counterparty Data</b>	
Swap counterparty provider	Skandinaviska Enskilda Banken AB (publ)
Swap termination event	No

<b>Swap Data</b>	
Swap type	Fixed floating interest rate swap
Notional amount (in EUR)	689,302,771.81
Fixed rate (in %)	0.7810
Floating rate (Euribor in %)	3.4650
Net swap payments (in EUR) (- from SPV / + to SPV)	1,674,431.32