

**BMW  
GROUP**



**ROLLS-ROYCE**  
MOTOR CARS LTD

**Bavarian Sky S.A., Compartment German Auto Loans 10**

**Monthly Investor Report - April 2023**

## Compartment German Auto Loans 10

### Monthly Investor Report

Reporting Date:	May 10, 2023
Payment Date:	May 22, 2023
Period No.:	36
Monthly Period:	Apr, 2023
Interest Period:	Apr 20, 2023 to May 22, 2023 = 32 days

### **Index**

1. Contact Information
2. Reporting Contact Details
3. Counterparty History & Noteworthy Transaction Events
4. Overview Dates
5. Portfolio Information
6. Reserves
7. Performance Data
8. Defaulted Amount & Recovery Amount
9. Defaulted Amount & Recovery Amount - Loan Level Data
10. Outstanding Note Balance
11. Original Principal Balance
12. Aggregate Principal Balance
13. Aggregate Outstanding Principal Balance
14. Down Payments
15. Borrower Concentration
16. Geographical Distribution
17. Car Type & Customer Group
18. Delinquencies
19. Seasoning
20. Remaining Term
21. Original Term
22. Vehicle Class
23. Payment Type
24. Interest Rates
25. Credit Type
26. Contracts per Customer
27. Amortisation
28. Priority of Payments
29. Transaction Costs
30. Ratings
31. Swap Counterparty Data

## Compartment German Auto Loans 10

### Monthly Investor Report

Reporting Date:	May 10, 2023
Payment Date:	May 22, 2023
Period No.:	36
Monthly Period:	Apr, 2023
Interest Period:	Apr 20, 2023 to May 22, 2023 = 32 days

## **1. Contact Information**

### **Transaction Parties**

**Issuer:** **Bavarian Sky S.A.**  
Acting in respect of its Compartment German Auto Loans 10  
287-289 route d'Arlon  
L-1150 Luxembourg  
Luxembourg  
Attn.: The Directors  
LU-BavarianSky@intertrustgroup.com  
+352 26 56 31 71

**Corporate Administrator:** **Intertrust (Luxembourg) S.à r.l.**  
6, Rue Eugène Ruppert  
L-2453 Luxembourg  
Luxembourg  
Attn.: BUO - Capital Markets  
LU-BavarianSky@intertrustgroup.com  
+352 26 44 91

**Originator/Servicer:** **BMW Bank GmbH**  
Lilienthalallee 26  
80939 Munich  
Germany  
Attn.: ABS Servicing Team  
abs.bmwgroup@bmw.de

**Compartment German Auto Loans 10**  
**Monthly Investor Report**

Reporting Date:	May 10, 2023
Payment Date:	May 22, 2023
Period No.:	36
Monthly Period:	Apr, 2023
Interest Period:	Apr 20, 2023 to May 22, 2023 = 32 days

**1. Contact Information****Transaction Parties****Calculation Agent/Paying Agent****The Bank of New York Mellon**

160 Queen Victoria Street  
EC4V 4AL London  
United Kingdom  
Attn.: BNYM Structured Finance Team 8  
BNYM.Structured.Finance.Team.8@bnymellon.com

**Trustee:****BNY MELLON CORPORATE TRUSTEE SERVICES LIMITED**

160 Queen Victoria Street  
EC4V 4AL London  
United Kingdom  
Attn.: BNYM Structured Finance Team 8  
BNYM.Structured.Finance.Team.8@bnymellon.com

**Issuer Account Bank:****The Bank of New York Mellon**

Friedrich-Ebert-Anlage 49, Messeturm  
60327 Frankfurt am Main  
Germany  
Attn.: BNYM Structured Finance Team 8  
BNYM.Structured.Finance.Team.8@bnymellon.com

## Compartment German Auto Loans 10

### Monthly Investor Report

Reporting Date:	May 10, 2023
Payment Date:	May 22, 2023
Period No.:	36
Monthly Period:	Apr, 2023
Interest Period:	Apr 20, 2023 to May 22, 2023 = 32 days

## **1. Contact Information**

### **Transaction Parties**

#### **Data Trustee:**

**The Bank of New York Mellon**  
Friedrich-Ebert-Anlage 49, Messeturm  
60327 Frankfurt am Main  
Germany  
Attn.: BNYM Structured Finance Team 8  
BNYM.Structured.Finance.Team.8@bnymellon.com

#### **Swap Counterparty:**

**Skandinaviska Enskilda Banken AB**  
Kungsträdgårdsgatan 8  
SE-106 40 Stockholm  
Sweden  
TDLegal@seb.de

#### **Rating Agencies:**

**FITCH RATINGS LTD**  
30 North Colonnade, Canary Wharf  
E14 5GN London  
United Kingdom  
ABSsurveillance@fitchratings.com

**MOODY'S INVESTORS SERVICE ESPAÑA SA**  
Principe de Vergara, 131 - 6 floor  
28002 Madrid  
Spain  
monitor.abs@moodys.com

**Compartment German Auto Loans 10**  
**Monthly Investor Report**

Reporting Date:	May 10, 2023
Payment Date:	May 22, 2023
Period No.:	36
Monthly Period:	Apr, 2023
Interest Period:	Apr 20, 2023 to May 22, 2023 = 32 days

**2. Reporting Contact Details****Contact for Servicer Report (Portfolio related information in Investor Report)****Contact for Investor Reporting:****BMW Bank GmbH**

Lilienthalallee 26  
80939 Munich  
Germany  
Attn.: ABS Servicing Team  
abs.bmwgroup@bmw.de

**Calculation Agent:****The Bank of New York Mellon**

160 Queen Victoria Street  
EC4V 4AL London  
United Kingdom  
BNYM.Structured.Finance.Team.8@bnymellon.com



**Compartment German Auto Loans 10**  
**Monthly Investor Report**

Reporting Date:	May 10, 2023
Payment Date:	May 22, 2023
Period No.:	36
Monthly Period:	Apr, 2023
Interest Period:	Apr 20, 2023 to May 22, 2023 = 32 days

**3. Counterparty History & Notheworthy Transaction Events**

**Counterparty History (to be added if applicable)**

None.

**Noteworthy Transaction Events (to be added if applicable)**

None.

**Compartment German Auto Loans 10**  
**Monthly Investor Report**

Reporting Date:	May 10, 2023
Payment Date:	May 22, 2023
Period No.:	36
Monthly Period:	Apr, 2023
Interest Period:	Apr 20, 2023 to May 22, 2023 = 32 days

**4. Overview Dates**

<b>Initial Cut-Off Date:</b>	30/04/2020		
<b>Issue Date:</b>	01/05/2020	<b>Legal Maturity Date:</b>	20/05/2027
<b>Reporting Date</b>	10/05/2023		
<b>Investor Reporting Date</b>	17/05/2023		
<b>Interest Determination Date</b>	18/04/2023		
<b>Reporting Frequency:</b>	monthly		
<b>Monthly Period No. (since Issue Date):</b>	36	<b>(since Issue Date)</b>	
<b>Payment Date:</b>	22/05/2023		
<b>Next Payment Date</b>	20/06/2023		
<b>Monthly Period:</b>	01/04/2023	<b>until</b>	30/04/2023



**Compartment German Auto Loans 10**  
**Monthly Investor Report**

Reporting Date:	May 10, 2023
Payment Date:	May 22, 2023
Period No.:	36
Monthly Period:	Apr, 2023
Interest Period:	Apr 20, 2023 to May 22, 2023 = 32 days

**5. Portfolio Information**

	current period	prior period
<b>Outstanding receivables (in EUR)</b>	<b>Aggregate outstanding principal balance</b>	<b>Aggregate outstanding principal balance</b>
<b>Beginning of period</b>	144,915,366.59	153,615,003.39
Scheduled principal payments	4,310,561.88	5,951,955.61
Prepayment* principal	1,766,084.63	2,297,933.39
Prepayments* number of contracts	118	146
Repurchases* principal	241,943.29	319,076.85
Repurchases* number of contracts	15	22
<b>Total principal collections</b>	<b>6,318,589.80</b>	<b>8,568,965.85</b>
<b>Total interest collections</b>	<b>407,160.46</b>	<b>428,958.41</b>
<b>Defaulted Amounts</b>	<b>103,545.76</b>	<b>408,652.74</b>
<b>Recoveries</b>	<b>33,958.35</b>	<b>277,981.79</b>
<b>Late Recoveries</b>	<b>36,999.27</b>	<b>49,277.14</b>
<b>End of Period</b>	<b>138,527,189.38</b>	<b>144,915,366.59</b>
Current prepayment rate (annualised) in %	14.07	17.16

\* Prepayments are defined as all contracts that are early settled by the borrower and repurchases are defined as all contracts that are repurchased due to modification of contract.

**Compartment German Auto Loans 10**  
**Monthly Investor Report**

Reporting Date:	May 10, 2023
Payment Date:	May 22, 2023
Period No.:	36
Monthly Period:	Apr, 2023
Interest Period:	Apr 20, 2023 to May 22, 2023 = 32 days

**6. Reserves**

<b>Cash Reserve</b>	<b>in EUR</b>
Outstanding cash reserve beginning of period	3,790,000.00
Interest on cash reserve - previous period	0.00
Required cash reserve	3,790,000.00
Outstanding cash reserve end of period	3,790,000.00
<b>Reserves</b>	<b>in EUR</b>
Outstanding Commingling Reserve end of period	0.00

<b>Triggers*</b>						
<b>Reserves</b>	<b>Required Rating BMW AG</b>					<b>Trigger Breach</b>
		Fitch	S&P	Moody's	DBRS	
Commingling Reserve	Long Term	BBB	N/A	Baa1	N/A	no
	Short Term	F2	N/A	P-2	N/A	no
<b>Current Rating BMW AG</b>						
		Fitch	S&P	Moody's	DBRS	
	Long Term	N/A	A	A2	A high	
	Short Term	N/A	A-1	P-1	N/A	

\* Breach of this trigger in conjunction with any other event as set out in the Servicing Agreement and/or the Receivables Purchase Agreement will oblige BMW Bank GmbH to post additional cash collateral or change the sweep frequency (from the collections account to the issuer account) from monthly to daily.  
The Reserves will be adjusted on a monthly basis and shall be deposited in the Issuer Account and exclusively reserved to cover risks.

**Compartment German Auto Loans 10**  
**Monthly Investor Report**

Reporting Date:	May 10, 2023
Payment Date:	May 22, 2023
Period No.:	36
Monthly Period:	Apr, 2023
Interest Period:	Apr 20, 2023 to May 22, 2023 = 32 days

**7. Performance Data**

**Aggregate outstanding notes balance**

Beginning of period (in EUR)	106,028,922.42
End of period (in EUR)	99,323,821.97

**Ratios**

**31- 60 days past due**

	(in EUR)	(in %)
31- 60 days past due period before previous period	526,353.42	0.34
31- 60 days past due previous period	515,348.63	0.36
31- 60 days past due current period	383,062.52	0.28

**61- 90 days past due**

	(in EUR)	(in %)
61- 90 days past due period before previous period	552,663.09	0.36
61- 90 days past due previous period	238,305.42	0.16
61- 90 days past due current period	52,560.31	0.04

**Cumulative Net Loss Ratio**

	Current ratio	Trigger	Trigger breach
Cumulative Net Loss Ratio (in %)	0.24	1.00	No

**Performance data**

Number of contracts being 31 - 60 days delinquent	23
Number of contracts being 61 - 90 days delinquent	4
Balance of contracts being 31 - 60 days delinquent (in EUR)	383,062.52
Balance of contracts being 61 - 90 days delinquent (in EUR)	52,560.31
Defaulted amounts (in EUR)	103,545.76
Cumulative defaulted amounts (in EUR)	4,102,840.14
Recoveries (in EUR)	33,958.35
Cumulative recoveries (in EUR)	2,256,411.50

# Compartment German Auto Loans 10

## Monthly Investor Report

Reporting Date:	May 10, 2023
Payment Date:	May 22, 2023
Period No.:	36
Monthly Period:	Apr, 2023
Interest Period:	Apr 20, 2023 to May 22, 2023 = 32 days

### 8. Defaulted Amount & Recovery Amount

(as at end of Monthly Period)

Collection Period	No. of Defaulted Agreements in Collection Period	Defaulted Amount in Collection Period (in EUR)	Cumulative Defaulted Amount since Initial Cut-Off Date (in EUR)	Cumulative Amount of Purchased Receivables (in EUR)	Cumulative Gross Loss Ratio (in %)	Recovery Amount in Collection Period (in EUR)	Cumulative Recoveries since Initial Cut-Off Date (in EUR)	Cumulative Net Losses (in EUR)	Cumulative Net Loss Ratio (in %)
Apr - 20	0	n/a	n/a	756,749,990.28	n/a	n/a	n/a	n/a	n/a
May - 20	5	25.82	25.82	756,749,990.28	0.00	0.00	0.00	25.82	0.00
June - 20	12	61.27	87.09	756,749,990.28	0.00	0.00	0.00	87.09	0.00
July - 20	11	32,697.91	32,785.00	756,749,990.28	0.00	28,084.92	28,084.92	4,700.08	0.00
Aug - 20	4	16.57	32,801.57	756,749,990.28	0.00	-5.15	28,079.77	4,721.80	0.00
Sept - 20	6	9.87	32,811.44	756,749,990.28	0.00	-5.15	28,074.62	4,736.82	0.00
Oct - 20	11	51,758.83	84,570.27	756,749,990.28	0.01	40,740.50	68,815.12	15,755.15	0.00
Nov - 20	5	32,993.26	117,563.53	756,749,990.28	0.02	31,433.33	100,248.45	17,315.08	0.00
Dec - 20	4	-35.27	117,528.26	756,749,990.28	0.02	-59.05	100,189.40	17,338.86	0.00
Jan - 21	12	127,585.81	245,114.07	756,749,990.28	0.03	71,896.03	172,085.43	73,028.64	0.01
Feb - 21	7	171,454.19	416,568.26	756,749,990.28	0.06	95,984.27	268,069.70	148,498.56	0.02
Mar - 21	11	129,300.59	545,868.85	756,749,990.28	0.07	9,586.57	277,656.27	268,212.58	0.04
Apr - 21	17	187,655.60	733,524.45	756,749,990.28	0.10	56,235.55	333,891.82	399,632.63	0.05
May - 21	13	151,945.16	885,469.61	756,749,990.28	0.12	56,650.45	390,542.27	494,927.34	0.07
June - 21	18	147,990.62	1,033,460.23	756,749,990.28	0.14	82,936.44	473,478.71	559,981.52	0.07
July - 21	8	177,590.63	1,211,050.86	756,749,990.28	0.16	89,884.06	563,362.77	647,688.09	0.09
Aug - 21	9	32,825.58	1,243,876.44	756,749,990.28	0.16	10,234.29	573,597.06	670,279.38	0.09
Sept - 21	8	95,648.04	1,339,524.48	756,749,990.28	0.18	31,061.79	604,658.85	734,865.63	0.10
Oct - 21	15	159,267.83	1,498,792.31	756,749,990.28	0.20	112,360.19	717,019.04	781,773.27	0.10
Nov - 21	11	99,430.35	1,598,222.66	756,749,990.28	0.21	83,560.71	800,579.75	797,642.91	0.11
Dec - 21	11	49,459.02	1,647,681.68	756,749,990.28	0.22	46,253.21	846,832.96	800,848.72	0.11
Jan - 22	11	37,404.96	1,685,086.64	756,749,990.28	0.22	25,676.28	872,509.24	812,577.40	0.11
Feb - 22	17	167,127.59	1,852,214.23	756,749,990.28	0.24	59,125.68	931,634.92	920,579.31	0.12
Mar - 22	21	142,747.16	1,994,961.39	756,749,990.28	0.26	73,968.21	1,005,603.13	989,358.26	0.13
Apr - 22	11	182,831.29	2,177,792.68	756,749,990.28	0.29	133,559.37	1,139,162.50	1,038,630.18	0.14
May - 22	14	270,778.94	2,448,571.62	756,749,990.28	0.32	155,349.23	1,294,511.73	1,154,059.89	0.15
June - 22	14	167,962.12	2,616,533.74	756,749,990.28	0.35	138,686.67	1,433,198.40	1,183,335.34	0.16
July - 22	17	176,555.16	2,793,088.90	756,749,990.28	0.37	118,665.39	1,551,863.79	1,241,225.11	0.16
Aug - 22	20	109,058.28	2,902,147.18	756,749,990.28	0.38	68,028.84	1,619,892.63	1,282,254.55	0.17
Sept - 22	13	79,168.61	2,981,315.79	756,749,990.28	0.39	46,490.32	1,666,382.95	1,314,932.84	0.17
Oct - 22	18	25,517.47	3,006,833.26	756,749,990.28	0.40	16,054.68	1,682,437.63	1,324,395.63	0.18

## Compartment German Auto Loans 10

### Monthly Investor Report

Reporting Date:	May 10, 2023
Payment Date:	May 22, 2023
Period No.:	36
Monthly Period:	Apr, 2023
Interest Period:	Apr 20, 2023 to May 22, 2023 = 32 days

## 8. Defaulted Amount & Recovery Amount

(as at end of Monthly Period)

Collection Period	No. of Defaulted Agreements in Collection Period	Defaulted Amount in Collection Period (in EUR)	Cumulative Defaulted Amount since Initial Cut-Off Date (in EUR)	Cumulative Amount of Purchased Receivables (in EUR)	Cumulative Gross Loss Ratio (in %)	Recovery Amount in Collection Period (in EUR)	Cumulative Recoveries since Initial Cut-Off Date (in EUR)	Cumulative Net Losses (in EUR)	Cumulative Net Loss Ratio (in %)
Nov - 22	30	109,454.92	3,116,288.18	756,749,990.28	0.41	62,672.24	1,745,109.87	1,371,178.31	0.18
Dec - 22	27	76,637.16	3,192,925.34	756,749,990.28	0.42	17,929.13	1,763,039.00	1,429,886.34	0.19
Jan - 23	38	362,958.48	3,555,883.82	756,749,990.28	0.47	160,589.33	1,923,628.33	1,632,255.49	0.22
Feb - 23	26	34,757.82	3,590,641.64	756,749,990.28	0.47	20,843.03	1,944,471.36	1,646,170.28	0.22
Mar - 23	12	408,652.74	3,999,294.38	756,749,990.28	0.53	277,981.79	2,222,453.15	1,776,841.23	0.23
Apr - 23	5	103,545.76	4,102,840.14	756,749,990.28	0.54	33,958.35	2,256,411.50	1,846,428.64	0.24

# Compartment German Auto Loans 10

## Monthly Investor Report

Reporting Date: May 10, 2023  
 Payment Date: May 22, 2023  
 Period No.: 36  
 Monthly Period: Apr, 2023  
 Interest Period: Apr 20, 2023 to May 22, 2023  
 = 32 days

### 9. Defaulted Amount & Recovery Amount - Loan Level Data

Applicable only if loans have defaulted. Does not include defaulted amounts less than 10.00 EUR.

	Month / Year of Default	Month / Year of Loan Origination	Initial Principal Balance (in EUR)	Principal Balance of Loan at Default (in EUR)	Recovery Total (in EUR)	Principal Balance End of Period (in EUR)	Object Type (new / used)	Vehicle Series	Customer Type (private / commercial)	Out of Deal (Month / Year)
1	Julv - 20	Jan - 20	23.341.05	23.169.28	17.274.74	5.894.54	New	1 Series	Private	
2	Oct - 20	Oct - 19	17.004.33	16.438.30	12.285.00	4.153.30	Used	4 Series	Private	
3	Oct - 20	Nov - 19	35.273.11	35.273.11	29.191.42	6.081.69	Used	2 Series	Private	
4	Nov - 20	Nov - 19	14.138.13	13.862.18	13.862.18	0.00	Used	3 Series	Private	
5	Nov - 20	Jan - 20	20.981.25	20.451.09	20.451.09	0.00	Used	Non BMW Group (incl. Motorcycles)	Commercial	
6	Jan - 21	Jan - 20	21.076.09	19.976.40	8.733.96	11.242.44	Used	5 Series	Commercial	
7	Jan - 21	Julv - 19	50.163.37	46.920.86	39.520.96	7.399.90	New	X6 Series	Commercial	
8	Jan - 21	Apr - 19	19.280.57	19.280.57	0.00	19.280.57	New	Non BMW Group (incl. Motorcycles)	Commercial	
9	Jan - 21	Mav - 19	7.892.67	6.772.90	6.772.90	0.00	Used	3 Series	Private	
10	Feb - 21	Feb - 20	20.405.55	9.152.96	-8.20	9.161.16	Used	1 Series	Commercial	
11	Feb - 21	Jan - 20	77.160.70	73.763.75	40.420.46	33.343.29	New	6 Series	Commercial	
12	Feb - 21	Julv - 19	51.151.49	47.721.20	27.852.36	19.868.84	New	5 Series	Commercial	
13	Feb - 21	Jan - 20	30.270.81	30.270.81	21.818.61	8.452.20	New	1 Series	Commercial	
14	Mar - 21	Feb - 20	42.434.40	42.111.59	0.00	42.111.59	New	3 Series	Commercial	
15	Mar - 21	Feb - 20	33.576.63	32.608.57	0.00	32.633.49	New	2 Series	Private	
16	Mar - 21	Feb - 20	40.415.34	10.723.30	10.723.30	0.00	New	3 Series	Private	
17	Mar - 21	Feb - 20	42.764.23	42.073.61	0.00	42.073.61	New	X3 Series	Commercial	
18	Apr - 21	Oct - 19	20.000.03	19.492.57	8.399.95	11.092.62	New	Non BMW Group (incl. Motorcycles)	Commercial	
19	Apr - 21	Sept - 19	19.831.69	19.321.77	8.939.41	10.382.36	New	Non BMW Group (incl. Motorcycles)	Commercial	
20	Apr - 21	Oct - 19	9.582.42	9.375.62	4.013.20	5.362.42	Used	2 Series	Commercial	
21	Apr - 21	Oct - 19	9.399.44	9.145.48	7.770.93	1.374.55	Used	1 Series	Commercial	
22	Apr - 21	Oct - 19	16.603.42	15.564.27	11.171.63	4.487.51	New	1 Series	Commercial	
23	Apr - 21	Mar - 19	10.135.33	7.567.62	7.567.62	0.00	Used	2 Series	Private	
24	Apr - 21	Feb - 20	21.510.22	19.945.20	17.123.69	2.821.51	New	Other BMW Group	Private	
25	Apr - 21	Oct - 19	27.895.63	27.326.17	27.326.17	0.00	Used	3 Series	Private	
26	Mav - 21	Sept - 19	19.831.73	19.149.35	7.013.36	12.135.99	New	Non BMW Group (incl. Motorcycles)	Commercial	
27	Mav - 21	Jan - 19	23.073.14	22.840.77	20.927.03	1.913.74	Used	4 Series	Private	
28	Mav - 21	Oct - 19	14.397.39	14.194.65	14.194.65	0.00	Used	3 Series	Private	
29	Mav - 21	Oct - 19	15.599.50	14.950.50	10.283.34	4.667.16	New	MINI	Commercial	
30	Mav - 21	Nov - 19	30.981.85	29.197.76	20.829.29	8.722.34	New	MINI	Commercial	
31	June - 21	Nov - 19	10.431.28	7.449.02	1.387.26	6.061.76	Used	X1 Series	Commercial	
32	June - 21	Nov - 19	5.372.82	4.944.84	4.384.67	560.17	Used	1 Series	Private	
33	June - 21	Nov - 19	46.155.83	39.553.10	27.943.91	11.609.19	New	2 Series	Private	
34	June - 21	Feb - 20	14.697.77	14.143.79	14.143.79	0.00	Used	3 Series	Private	
35	June - 21	Oct - 19	33.159.86	29.011.36	16.848.93	12.162.43	New	1 Series	Private	
36	June - 21	Nov - 19	11.041.35	10.575.53	967.97	9.607.56	Used	Non BMW Group (incl. Motorcycles)	Commercial	
37	June - 21	Oct - 19	15.956.93	14.923.13	0.00	14.923.13	Used	5 Series	Private	

# Compartment German Auto Loans 10

## Monthly Investor Report

Reporting Date: May 10, 2023  
 Payment Date: May 22, 2023  
 Period No.: 36  
 Monthly Period: Apr, 2023  
 Interest Period: Apr 20, 2023 to May 22, 2023  
 = 32 days

### 9. Defaulted Amount & Recovery Amount - Loan Level Data

Applicable only if loans have defaulted. Does not include defaulted amounts less than 10.00 EUR.

	Month / Year of Default	Month / Year of Loan Origination	Initial Principal Balance (in EUR)	Principal Balance of Loan at Default (in EUR)	Recovery Total (in EUR)	Principal Balance End of Period (in EUR)	Object Type (new / used)	Vehicle Series	Customer Type (private / commercial)	Out of Deal (Month / Year)
38	Julv - 21	Dec - 19	18.921.49	17.806.99	17.090.27	716.72	Used	Non BMW Group (incl. Motorcycles)	Commercial	
39	Julv - 21	Feb - 20	39.136.67	38.550.95	0.00	38.550.95	New	3 Series	Commercial	
40	Julv - 21	Dec - 19	18.882.78	17.681.56	16.877.59	803.97	New	Non BMW Group (incl. Motorcycles)	Commercial	
41	Julv - 21	Feb - 20	62.970.33	59.321.82	50.154.40	9.167.42	New	X5 Series	Commercial	
42	Julv - 21	Dec - 19	25.186.25	24.065.33	24.065.33	0.00	Used	X5 Series	Commercial	
43	Aua - 21	Oct - 19	23.257.73	20.606.35	13.680.88	6.925.47	Used	5 Series	Commercial	
44	Aua - 21	Dec - 19	18.882.78	7.770.37	6.969.98	800.39	New	Non BMW Group (incl. Motorcycles)	Commercial	
45	Aua - 21	Feb - 20	7.452.68	6.943.40	0.00	6.943.40	Used	Non BMW Group (incl. Motorcycles)	Commercial	
46	Sept - 21	Julv - 19	9.664.12	7.326.27	4.642.43	2.696.72	Used	3 Series	Commercial	
47	Sept - 21	Feb - 20	45.993.04	40.724.16	22.163.56	18.560.60	New	5 Series	Commercial	
48	Sept - 21	Feb - 20	15.695.33	14.592.97	9.001.22	5.591.75	Used	3 Series	Private	
49	Oct - 21	Dec - 19	12.553.26	10.371.75	1.867.32	8.504.43	Used	5 Series	Private	
50	Oct - 21	Sept - 19	7.405.50	5.996.32	3.921.82	2.074.50	Used	3 Series	Private	
51	Oct - 21	Julv - 19	65.644.79	58.250.73	48.986.80	9.267.91	New	7 Series	Commercial	
52	Oct - 21	Feb - 19	97.630.39	15.661.76	3.873.51	11.788.25	New	5 Series	Commercial	
53	Nov - 21	Apr - 19	6.704.68	3.480.98	3.480.98	0.00	Used	MINI	Private	
54	Nov - 21	Apr - 19	21.716.71	10.775.78	10.775.78	0.00	Used	X3 Series	Private	
55	Nov - 21	Jan - 20	20.976.46	18.664.37	17.093.08	1.670.93	Used	5 Series	Commercial	
56	Nov - 21	Julv - 19	42.362.80	556.24	0.00	556.24	Used	X5 Series	Commercial	
57	Dec - 21	Nov - 19	12.756.24	10.382.62	6.314.70	4.139.87	Used	5 Series	Commercial	
58	Jan - 22	Sept - 19	14.957.39	10.050.83	7.855.08	2.264.52	Used	MINI	Commercial	
59	Feb - 22	Jan - 20	17.979.95	13.590.63	13.590.63	0.00	Used	X5 Series	Commercial	
60	Feb - 22	Dec - 19	114.189.63	97.116.16	-2.933.98	100.050.14	New	7 Series	Commercial	
61	Feb - 22	Feb - 20	28.054.22	23.430.64	23.430.64	0.00	Used	3 Series	Private	
62	Feb - 22	Nov - 19	10.469.25	7.220.09	4.349.94	2.878.84	Used	5 Series	Private	
63	Feb - 22	Oct - 19	13.569.56	10.829.65	0.00	10.829.65	Used	Other BMW Group	Private	
64	Mar - 22	Dec - 19	9.448.74	7.332.57	442.50	6.890.07	New	X1 Series	Private	
65	Mar - 22	Mav - 19	18.984.88	12.063.07	7.992.60	4.070.47	New	Non BMW Group (incl. Motorcycles)	Commercial	
66	Mar - 22	Jan - 20	34.239.56	23.594.10	23.190.66	459.56	Used	X5 Series	Commercial	
67	Mar - 22	Nov - 19	22.088.02	17.672.52	8.769.51	8.903.01	Used	Non BMW Group (incl. Motorcycles)	Commercial	
68	Mar - 22	Mav - 19	25.951.66	22.727.57	22.727.57	0.00	Used	X5 Series	Private	
69	Apr - 22	Dec - 19	18.164.92	10.385.28	9.951.98	441.05	Used	5 Series	Commercial	
70	Apr - 22	Sept - 19	2.830.89	767.66	767.66	0.00	Used	Non BMW Group (incl. Motorcycles)	Private	
71	Apr - 22	Feb - 20	48.432.44	39.520.80	25.226.46	14.294.34	Used	X5 Series	Commercial	
72	Mav - 22	Oct - 19	27.031.69	21.217.59	15.167.91	6.049.68	Used	MINI	Commercial	
73	Mav - 22	Nov - 19	44.037.68	38.228.65	0.00	38.228.65	Used	4 Series	Commercial	
74	Mav - 22	Dec - 19	24.490.05	21.698.55	19.346.11	2.502.53	New	X1 Series	Commercial	

# Compartment German Auto Loans 10

## Monthly Investor Report

Reporting Date: May 10, 2023  
 Payment Date: May 22, 2023  
 Period No.: 36  
 Monthly Period: Apr, 2023  
 Interest Period: Apr 20, 2023 to May 22, 2023  
 = 32 days

### 9. Defaulted Amount & Recovery Amount - Loan Level Data

Applicable only if loans have defaulted. Does not include defaulted amounts less than 10.00 EUR.

	Month / Year of Default	Month / Year of Loan Origination	Initial Principal Balance (in EUR)	Principal Balance of Loan at Default (in EUR)	Recovery Total (in EUR)	Principal Balance End of Period (in EUR)	Object Type (new / used)	Vehicle Series	Customer Type (private / commercial)	Out of Deal (Month / Year)
75	Mav - 22	Feb - 19	27.943.15	23.932.58	23.932.58	0.00	New	7 Series	Private	
76	Mav - 22	Mar - 19	30.512.52	21.219.57	21.219.57	0.00	Used	X5 Series	Commercial	
77	Mav - 22	Nov - 19	36.137.61	31.069.83	21.974.94	9.094.89	New	4 Series	Commercial	
78	Mav - 22	Feb - 20	11.434.34	6.870.85	6.870.85	0.00	Used	5 Series	Private	
79	Mav - 22	Feb - 20	21.463.30	17.458.93	17.458.93	0.00	Used	1 Series	Private	
80	June - 22	Nov - 19	9.441.44	2.954.70	2.954.70	0.00	Used	1 Series	Private	
81	June - 22	Feb - 20	17.485.55	8.152.47	8.152.47	0.00	Used	MINI	Private	
82	June - 22	Nov - 19	27.824.64	15.077.18	5.944.62	9.132.56	Used	2 Series	Commercial	
83	June - 22	Jan - 20	11.526.11	8.042.13	8.042.13	0.00	Used	Non BMW Group (incl. Motorcycles)	Commercial	
84	June - 22	Dec - 19	36.182.32	32.108.84	23.657.43	8.451.41	New	5 Series	Commercial	
85	June - 22	Apr - 19	42.345.36	30.933.45	30.933.45	0.00	New	MINI	Private	
86	June - 22	Nov - 19	52.265.42	42.023.62	39.808.42	2.215.20	New	3 Series	Private	
87	Julv - 22	Nov - 19	24.486.59	20.305.13	15.732.08	4.573.05	New	Other BMW Group	Private	
88	Julv - 22	Nov - 19	2.893.88	309.11	309.11	0.00	Used	Non BMW Group (incl. Motorcycles)	Private	
89	Julv - 22	Dec - 19	21.658.00	16.140.14	16.140.14	0.00	Used	1 Series	Private	
90	Julv - 22	Dec - 19	13.263.12	5.234.28	3.093.30	2.140.98	Used	2 Series	Private	
91	Julv - 22	Nov - 19	96.440.79	70.340.52	70.340.52	0.00	New	X3 Series	Commercial	
92	Julv - 22	Mav - 19	28.362.58	21.490.61	8.386.28	13.104.33	New	2 Series	Commercial	
93	Aua - 22	Feb - 20	21.654.37	11.647.80	3.772.53	7.875.27	Used	4 Series	Private	
94	Aua - 22	Jan - 20	12.154.82	4.234.35	1.429.47	2.804.88	Used	Non BMW Group (incl. Motorcycles)	Commercial	
95	Aua - 22	Feb - 20	37.275.08	6.854.80	0.00	6.854.80	New	MINI	Private	
96	Aua - 22	June - 19	14.732.46	9.033.71	9.033.71	0.00	Used	1 Series	Private	
97	Sept - 22	Feb - 20	90.596.45	70.803.86	44.398.34	26.405.52	New	X5 Series	Commercial	
98	Sept - 22	Feb - 20	8.566.83	6.229.01	0.00	6.229.01	Used	Non BMW Group (incl. Motorcycles)	Commercial	
99	Oct - 22	Feb - 20	30.693.01	23.202.65	18.988.75	4.213.90	New	1 Series	Private	
100	Oct - 22	Mar - 19	9.841.96	4.397.77	1.958.00	2.439.77	Used	X3 Series	Private	
101	Nov - 22	Apr - 19	15.647.49	9.943.37	9.943.37	0.00	Used	X3 Series	Private	
102	Nov - 22	Apr - 19	14.580.47	7.431.86	7.431.86	0.00	Used	2 Series	Private	
103	Nov - 22	Oct - 19	55.122.34	44.079.39	44.079.39	0.00	Used	Non BMW Group (incl. Motorcycles)	Commercial	
104	Nov - 22	Apr - 19	10.367.54	4.032.85	0.00	4.032.85	Used	1 Series	Private	
105	Nov - 22	Sept - 19	10.402.64	6.478.82	6.478.82	0.00	Used	Non BMW Group (incl. Motorcycles)	Private	
106	Nov - 22	Mar - 19	8.072.50	2.079.57	2.079.57	0.00	Used	Other BMW Group	Private	
107	Nov - 22	June - 19	45.418.25	22.534.53	22.534.53	0.00	Used	X5 Series	Commercial	
108	Dec - 22	Mav - 19	7.856.26	1.606.34	1.415.23	191.11	Used	MINI	Commercial	
109	Dec - 22	Mav - 19	87.421.89	27.145.97	0.00	27.145.97	New	5 Series	Commercial	
110	Dec - 22	Jan - 20	38.397.95	30.170.61	0.00	30.170.61	Used	X5 Series	Commercial	
111	Jan - 23	Sept - 19	25.492.98	18.400.73	1.610.00	16.790.73	Used	6 Series	Commercial	



# Compartment German Auto Loans 10

## Monthly Investor Report

Reporting Date: May 10, 2023  
 Payment Date: May 22, 2023  
 Period No.: 36  
 Monthly Period: Apr, 2023  
 Interest Period: Apr 20, 2023 to May 22, 2023  
 = 32 days

### 9. Defaulted Amount & Recovery Amount - Loan Level Data

Applicable only if loans have defaulted. Does not include defaulted amounts less than 10.00 EUR.

	Month / Year of Default	Month / Year of Loan Origination	Initial Principal Balance (in EUR)	Principal Balance of Loan at Default (in EUR)	Recovery Total (in EUR)	Principal Balance End of Period (in EUR)	Object Type (new / used)	Vehicle Series	Customer Type (private / commercial)	Out of Deal (Month / Year)
112	Jan - 23	Oct - 19	31.381.02	22.344.19	12.285.93	10.058.26	Used	1 Series	Private	
113	Jan - 23	Mar - 19	52.377.65	36.725.21	34.254.40	2.470.81	New	X4 Series	Private	
114	Jan - 23	June - 19	6.111.47	1.110.76	952.32	158.44	Used	1 Series	Private	
115	Jan - 23	Julv - 19	17.630.96	15.777.99	15.777.99	0.00	New	X1 Series	Private	
116	Jan - 23	Julv - 19	43.822.99	8.017.05	2.372.24	5.644.81	New	3 Series	Private	
117	Jan - 23	Julv - 19	37.877.48	36.144.97	22.427.55	13.717.42	New	5 Series	Commercial	
118	Jan - 23	Feb - 20	45.748.30	35.051.31	30.600.00	4.451.31	New	Z Series	Private	
119	Jan - 23	Oct - 19	81.728.30	50.181.84	0.00	50.181.84	New	X7 Series	Commercial	
120	Jan - 23	June - 19	4.698.97	552.75	552.75	0.00	Used	1 Series	Private	
121	Jan - 23	Oct - 19	27.486.93	21.726.33	21.726.33	0.00	New	1 Series	Private	
122	Jan - 23	Dec - 19	114.716.73	91.989.55	0.00	91.989.55	New	8 Series	Commercial	
123	Feb - 23	Julv - 19	21.365.55	11.341.48	1.303.18	10.038.30	Used	5 Series	Private	
124	Feb - 23	Julv - 19	11.600.15	747.71	747.71	0.00	Used	X1 Series	Private	
125	Mar - 23	Oct - 19	12.903.61	7.625.72	0.00	7.625.72	Used	3 Series	Private	
126	Mar - 23	Feb - 20	129.240.66	98.482.65	98.482.65	0.00	New	X6 Series	Commercial	
127	Mar - 23	Feb - 20	58.494.73	50.060.44	45.586.24	4.474.20	New	7 Series	Commercial	
128	Mar - 23	Dec - 19	37.921.98	30.832.65	30.832.65	0.00	Used	X5 Series	Private	
129	Mar - 23	Feb - 20	12.548.88	9.002.61	4.940.59	4.062.02	Used	2 Series	Commercial	
130	Mar - 23	Nov - 19	59.579.18	40.910.78	28.297.15	12.613.63	New	5 Series	Commercial	
131	Mar - 23	Dec - 19	93.004.67	73.976.04	44.999.22	28.976.82	New	8 Series	Commercial	
132	Mar - 23	Jan - 20	36.964.92	30.382.24	0.00	30.382.24	New	5 Series	Commercial	
133	Mar - 23	Dec - 19	16.630.63	12.230.43	0.00	12.270.90	Used	MINI	Private	
134	Mar - 23	Mav - 19	15.244.92	8.794.71	8.794.71	0.00	Used	MINI	Private	
135	Apr - 23	Sept - 19	19.016.14	9.169.45	0.00	9.169.45	Used	MINI	Private	
136	Apr - 23	Dec - 19	75.392.41	59.644.33	0.00	59.644.33	Used	Non BMW Group (incl. Motorcycles)	Commercial	
137	Julv - 20	Apr - 19	9.839.05	9.484.92	9.484.92	0.00	Used	2 Series	Private	Sept - 20
138	Apr - 21	Nov - 19	25.221.05	24.226.19	2.595.20	21.630.99	Used	5 Series	Private	Apr - 21
139	Jan - 21	Nov - 19	35.621.04	34.662.53	28.014.82	6.647.71	Used	X6 Series	Commercial	May - 21
140	Feb - 21	Nov - 19	9.731.46	9.043.88	5.162.09	3.881.79	Used	Non BMW Group (incl. Motorcycles)	Commercial	May - 21
141	June - 21	Feb - 20	39.620.91	7.944.40	1.810.62	6.133.78	Used	X4 Series	Private	June - 21
142	Apr - 21	Mav - 19	32.741.20	31.356.14	21.921.34	9.434.80	New	4 Series	Commercial	July - 21
143	Mav - 21	Dec - 19	21.042.00	19.676.38	12.928.29	6.748.09	New	Non BMW Group (incl. Motorcycles)	Commercial	July - 21
144	Mav - 21	Nov - 19	20.893.19	19.520.94	12.459.05	7.061.89	New	Non BMW Group (incl. Motorcycles)	Commercial	July - 21
145	Sept - 21	Oct - 19	15.615.04	9.760.43	2.247.40	7.513.03	Used	3 Series	Private	Sept - 21
146	Sept - 21	Feb - 20	11.883.47	137.05	7.28	129.77	Used	7 Series	Private	Sept - 21
147	Aug - 21	Jan - 20	10.856.37	9.636.91	9.091.64	545.27	Used	MINI	Private	Nov - 21
148	Oct - 21	Dec - 19	59.161.31	51.078.62	38.177.14	12.901.48	Used	7 Series	Commercial	Dec - 21

# Compartment German Auto Loans 10

## Monthly Investor Report

Reporting Date: May 10, 2023  
 Payment Date: May 22, 2023  
 Period No.: 36  
 Monthly Period: Apr, 2023  
 Interest Period: Apr 20, 2023 to May 22, 2023  
 = 32 days

### 9. Defaulted Amount & Recovery Amount - Loan Level Data

Applicable only if loans have defaulted. Does not include defaulted amounts less than 10.00 EUR.

	Month / Year of Default	Month / Year of Loan Origination	Initial Principal Balance (in EUR)	Principal Balance of Loan at Default (in EUR)	Recovery Total (in EUR)	Principal Balance End of Period (in EUR)	Object Type (new / used)	Vehicle Series	Customer Type (private / commercial)	Out of Deal (Month / Year)
149	Oct - 21	Nov - 19	20.560.36	17.312.70	16.735.05	577.65	Used	2 Series	Private	Dec - 21
150	Jan - 22	Nov - 19	9.755.36	7.542.29	1.358.53	6.183.76	Used	3 Series	Private	Jan - 22
151	Nov - 21	Sept - 19	41.482.97	32.886.87	32.442.09	444.78	Used	X5 Series	Commercial	Feb - 22
152	Jan - 22	Apr - 19	18.802.80	15.767.04	11.445.01	4.322.03	New	Non BMW Group (incl. Motorcycles)	Commercial	Apr - 22
153	Mar - 22	Mar - 19	28.399.87	23.054.56	18.801.61	4.252.95	Used	5 Series	Private	May - 22
154	Mar - 22	Feb - 20	18.983.29	16.163.17	7.936.29	8.226.88	Used	Non BMW Group (incl. Motorcycles)	Commercial	June - 22
155	Mar - 22	Feb - 20	19.545.29	16.631.15	11.376.29	5.254.86	Used	Non BMW Group (incl. Motorcycles)	Commercial	June - 22
156	June - 22	Feb - 20	26.140.12	263.39	69.98	193.41	Used	5 Series	Private	June - 22
157	June - 22	Nov - 19	11.804.84	132.02	27.08	104.94	Used	X3 Series	Private	June - 22
158	Apr - 22	Jan - 20	65.628.33	54.570.97	35.022.62	19.548.35	New	5 Series	Commercial	July - 22
159	Apr - 22	Nov - 19	38.597.12	28.478.77	26.567.64	1.911.13	New	MINI	Private	July - 22
160	May - 22	Dec - 19	88.208.23	74.541.74	42.960.98	31.580.76	New	5 Series	Commercial	July - 22
161	May - 22	Feb - 20	11.258.54	9.133.33	6.740.26	2.393.07	Used	3 Series	Private	Sept - 22
162	July - 22	Dec - 19	15.015.92	11.771.53	9.778.08	1.993.45	Used	1 Series	Private	Sept - 22
163	July - 22	Oct - 19	27.779.80	22.838.87	22.221.15	678.85	Used	4 Series	Private	Oct - 22
164	Aug - 22	Aug - 19	33.013.55	25.377.62	18.822.87	6.554.75	Used	X5 Series	Commercial	Oct - 22
165	Aug - 22	July - 19	46.126.31	34.051.95	25.328.48	8.723.47	New	MINI	Commercial	Nov - 22
166	Nov - 22	Dec - 19	14.497.25	10.965.31	10.063.37	901.94	Used	MINI	Private	Feb - 23
167	Feb - 23	Nov - 19	28.773.00	13.864.40	11.719.77	2.144.63	Used	5 Series	Private	Feb - 23
168	Jan - 23	Aug - 19	18.232.43	12.976.66	11.179.83	1.796.83	Used	5 Series	Private	Mar - 23
169	Apr - 23	Oct - 19	22.974.93	728.17	-39.36	767.53	New	X2 Series	Private	Apr - 23

**Compartment German Auto Loans 10**  
**Monthly Investor Report**

Reporting Date:	May 10, 2023
Payment Date:	May 22, 2023
Period No.:	36
Monthly Period:	Apr, 2023
Interest Period:	Apr 20, 2023 to May 22, 2023 = 32 days

**10. Outstanding Note Balance**

<b>1. Note Balance</b>	<b>All Notes</b>	<b>Class A</b>	<b>Class B</b>
<b>Initial Note Information</b>			
ISIN code		XS2161847269	XS2161848150
Currency		EUR	EUR
Legal final maturity		May 2027	May 2027
Rating (Fitch   Moody's   S&P   DBRS)		AAA   Aaa   N/A   N/A	N/A
Initial notes aggregate principal outstanding balance in EUR	756,750,000.00	700,000,000.00	56,750,000.00
Nominal amount per note in EUR		125,000.00	125,000.00
Initial number of notes per class in EUR		5,600	454
<b>Current Note Information</b>			
Notes aggregate principal outstanding balance in EUR - BoP	106,028,922.42	49,278,922.42	56,750,000.00
Available distribution amount in EUR	10,708,937.52		
Redemption per class in EUR		6,705,100.45	0,00
Redemption per note in EUR		1,197.34	0.00
Notes aggregate principal outstanding balance in EUR - EoP	99,323,821.97	42,573,821.97	56,750,000.00
Current pool factor		0.06	1.00
<b>2. Payments to Investor per Note</b>			
		<b>Class A</b>	<b>Class B</b>
Interest Type		Floating Rate	Fixed Rate
Reference Rate		1M_EURIBOR	NONE
Actual Interest Rate		2.968%	NONE
Spread		0.70%	0.00%
Coupon		3.668%	1.00%
Day count fraction		Actual/360	Actual/360
Interest days		32 days	32 days
Principal outstanding per note in EUR - BoP		8,799.81	125,000.00
Principal repayment per note in EUR		1,197.34	0.00
Principal outstanding per note in EUR - EoP		7,602.47	125,000.00
Interest payment per Note in EUR		28.69	111.11

## Compartment German Auto Loans 10

### Monthly Investor Report

Reporting Date:	May 10, 2023
Payment Date:	May 22, 2023
Period No.:	36
Monthly Period:	Apr, 2023
Interest Period:	Apr 20, 2023 to May 22, 2023 = 32 days

## 10. Outstanding Note Balance

<b>3. Credit Enhancement</b>	Initial Period (in EUR)	Initial CE (in %)	Current Period (in EUR)	Current CE (in %)
Class A	700,000,000.00	8.00	42,573,821.97	72.00
Class B	56,750,000.00	0.50	56,750,000.00	31.04
Cash Reserve (+ Overcollateralisation)	3,790,000.00	0.00	42,993,367.41	0.00

BMW Bank GmbH complies with the retention requirement of a material net economic interest in accordance with article 6 of the Securitisation Regulation. A minimum of 5.0% of the net economic interest will be retained on an ongoing basis in form of retention of the Class B Notes and Subordinated Loan.

## 4. Clean-Up Call Option

If the aggregate outstanding principal balance has been reduced to less than 10% of the aggregate outstanding principal balance at the Issue Date, the seller will have the option under the receivables purchase Agreement to acquire all outstanding purchased receivables.

Aggregate outstanding principal balance at end of period (in EUR)	138,527,189.38
Clean-Up option exercisable	No

## Compartment German Auto Loans 10

### Monthly Investor Report

Reporting Date:	May 10, 2023
Payment Date:	May 22, 2023
Period No.:	36
Monthly Period:	Apr, 2023
Interest Period:	Apr 20, 2023 to May 22, 2023 = 32 days

## 11. Original Principal Balance

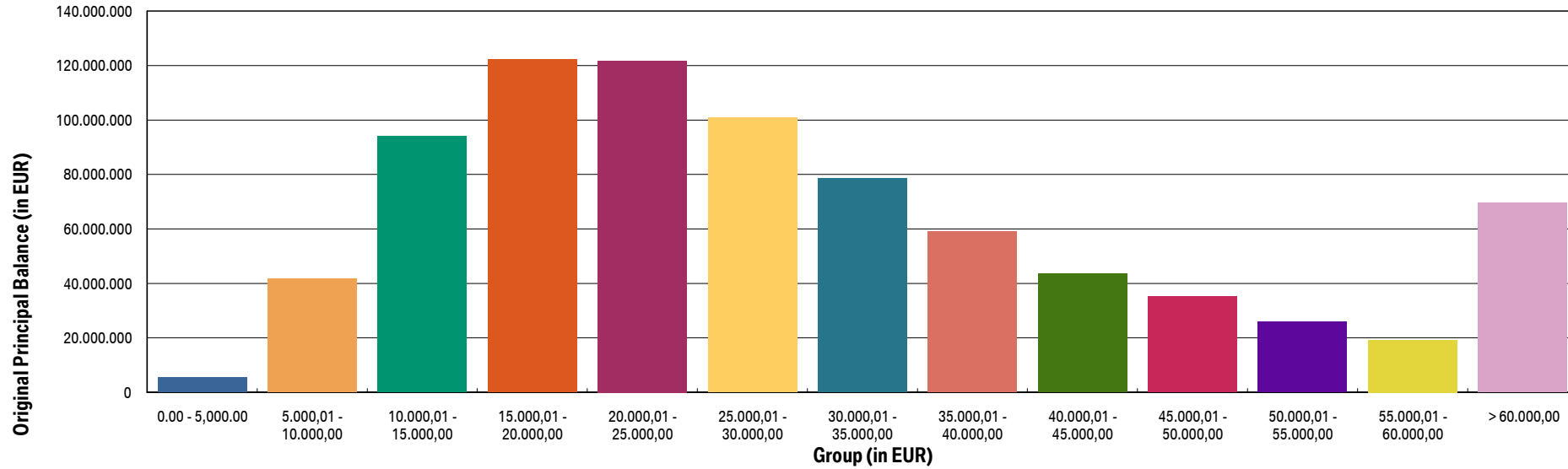
Initial Portfolio as of origination of contract

Group (in EUR) (by Original Principal Balance)	Original Principal Balance (in EUR)	Original Principal Balance (in % of total)	Number of Contracts	Number of Contracts (in % of total)
0.00 - 5.000,00	5,329,666.70	0.65	1,397	3.70
5.000,01 - 10.000,00	41,632,525.51	5.10	5,310	14.08
10.000,01 - 15.000,00	93,974,471.31	11.51	7,452	19.76
15.000,01 - 20.000,00	122,364,054.97	14.99	6,998	18.55
20.000,01 - 25.000,00	121,755,084.98	14.91	5,430	14.39
25.000,01 - 30.000,00	100,809,218.96	12.35	3,675	9.74
30.000,01 - 35.000,00	78,491,170.61	9.61	2,426	6.43
35.000,01 - 40.000,00	58,962,317.24	7.22	1,575	4.18
40.000,01 - 45.000,00	43,468,201.30	5.32	1,026	2.72
45.000,01 - 50.000,00	35,153,064.85	4.31	744	1.97
50.000,01 - 55.000,00	25,805,603.04	3.16	493	1.31
55.000,01 - 60.000,00	19,223,282.94	2.35	335	0.89
> 60.000,00	69,457,393.17	8.51	861	2.28
<b>Total</b>	<b>816,426,055.58</b>	<b>100.00</b>	<b>37,722</b>	<b>100.00</b>

Average:	21,643.24
Min:	692.00
Max:	479,000.00

**Compartment German Auto Loans 10**  
**Monthly Investor Report**

Reporting Date: May 10, 2023  
 Payment Date: May 22, 2023  
 Period No.: 36  
 Monthly Period: Apr, 2023  
 Interest Period: Apr 20, 2023 to May 22, 2023  
 = 32 days



## Compartment German Auto Loans 10

### Monthly Investor Report

Reporting Date:	May 10, 2023
Payment Date:	May 22, 2023
Period No.:	36
Monthly Period:	Apr, 2023
Interest Period:	Apr 20, 2023 to May 22, 2023 = 32 days

## 12. Aggregate Principal Balance

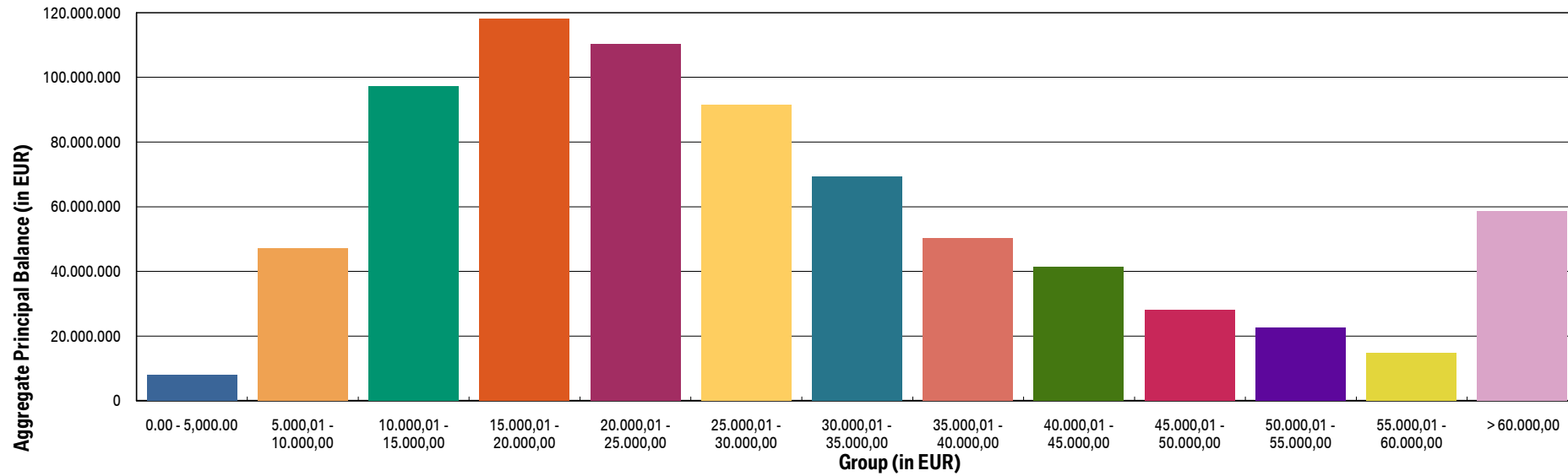
### Initial Portfolio

Group (in EUR)	Aggregate Principal Balance (in EUR)	Aggregate Principal Balance (in % of total)	Number of Contracts	Number of Contracts (in % of total)
0.00 - 5,000.00	7,886,650.60	1.04	2,311	6.13
5.000,01 - 10.000,00	47,220,759.76	6.24	6,112	16.20
10.000,01 - 15.000,00	97,244,547.15	12.85	7,763	20.58
15.000,01 - 20.000,00	118,067,966.67	15.60	6,782	17.98
20.000,01 - 25.000,00	110,171,821.44	14.56	4,932	13.07
25.000,01 - 30.000,00	91,573,664.01	12.10	3,349	8.88
30.000,01 - 35.000,00	69,182,280.45	9.14	2,142	5.68
35.000,01 - 40.000,00	50,210,892.86	6.64	1,344	3.56
40.000,01 - 45.000,00	41,360,529.81	5.47	977	2.59
45.000,01 - 50.000,00	27,930,843.02	3.69	590	1.56
50.000,01 - 55.000,00	22,527,171.84	2.98	431	1.14
55.000,01 - 60.000,00	14,807,031.59	1.96	258	0.68
> 60.000,00	58,565,831.08	7.74	731	1.94
<b>Total</b>	<b>756,749,990.28</b>	<b>100.00</b>	<b>37,722</b>	<b>100.00</b>

Average:	20,061.24
Min:	236.95
Max:	431,196.02

**Compartment German Auto Loans 10**  
**Monthly Investor Report**

Reporting Date: May 10, 2023  
 Payment Date: May 22, 2023  
 Period No.: 36  
 Monthly Period: Apr, 2023  
 Interest Period: Apr 20, 2023 to May 22, 2023  
 = 32 days





**Compartment German Auto Loans 10**  
**Monthly Investor Report**

Reporting Date:	May 10, 2023
Payment Date:	May 22, 2023
Period No.:	36
Monthly Period:	Apr, 2023
Interest Period:	Apr 20, 2023 to May 22, 2023 = 32 days

**13. Aggregate Outstanding Principal Balance**

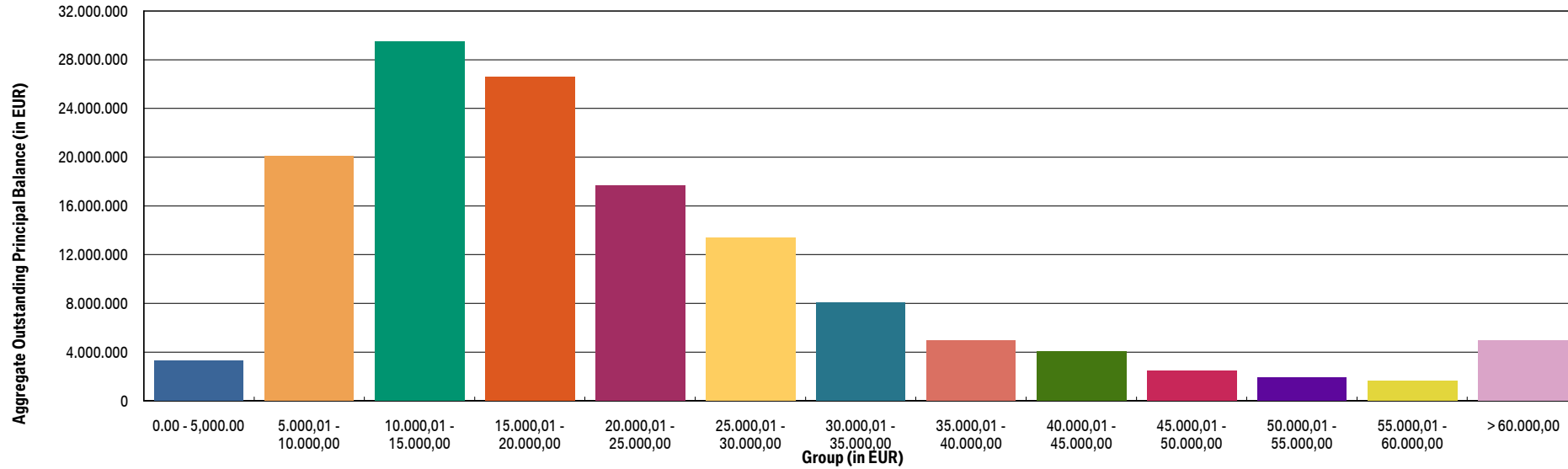
Current Portfolio

Group (in EUR)	Aggregate Outstanding Principal Balance (in EUR)	Aggregate Outstanding Principal Balance (in % of total)	Number of Contracts	Number of Contracts (in % of total)
0.00 - 5,000.00	3,267,454.71	2.36	2,622	23.63
5.000,01 - 10.000,00	20,067,571.30	14.49	2,605	23.48
10.000,01 - 15.000,00	29,498,029.67	21.29	2,378	21.43
15.000,01 - 20.000,00	26,568,021.25	19.18	1,543	13.91
20.000,01 - 25.000,00	17,694,019.47	12.77	794	7.16
25.000,01 - 30.000,00	13,351,445.29	9.64	487	4.39
30.000,01 - 35.000,00	8,075,998.13	5.83	250	2.25
35.000,01 - 40.000,00	4,952,360.36	3.58	134	1.21
40.000,01 - 45.000,00	4,075,358.92	2.94	96	0.87
45.000,01 - 50.000,00	2,504,028.39	1.81	53	0.48
50.000,01 - 55.000,00	1,922,147.56	1.39	37	0.33
55.000,01 - 60.000,00	1,609,198.53	1.16	28	0.25
> 60.000,00	4,941,555.80	3.57	68	0.61
<b>Total</b>	<b>138,527,189.38</b>	<b>100.00</b>	<b>11,095</b>	<b>100.00</b>

WA:	12,485.55
Min:	0.00
Max:	112,604.06

**Compartment German Auto Loans 10**  
**Monthly Investor Report**

Reporting Date: May 10, 2023  
 Payment Date: May 22, 2023  
 Period No.: 36  
 Monthly Period: Apr, 2023  
 Interest Period: Apr 20, 2023 to May 22, 2023  
 = 32 days



# Compartment German Auto Loans 10

## Monthly Investor Report

Reporting Date:	May 10, 2023
Payment Date:	May 22, 2023
Period No.:	36
Monthly Period:	Apr, 2023
Interest Period:	Apr 20, 2023 to May 22, 2023 = 32 days

### 14. Down Payments

#### Current Portfolio

Group (in EUR)	Aggregate Principal Balance (in EUR)	Aggregate Principal Balance (in % of total)	Number of Contracts	Number of Contracts (in % of total)
No Down Payment	38,409,024.77	27.73	3,074	27.71
<=1000	2,872,948.93	2.07	300	2.70
1.000,01 - 2.000,00	8,119,903.71	5.86	796	7.17
2.000,01 - 3.000,00	10,762,158.37	7.77	1,006	9.07
3.000,01 - 4.000,00	8,453,148.86	6.10	828	7.46
4.000,01 - 5.000,00	13,241,517.53	9.56	1,126	10.15
5.000,01 - 6.000,00	6,693,671.93	4.83	581	5.24
6.000,01 - 7.000,00	5,617,917.59	4.06	475	4.28
7.000,01 - 8.000,00	5,542,686.78	4.00	433	3.90
8.000,01 - 9.000,00	3,162,778.74	2.28	239	2.15
9.000,01 - 10.000,00	10,118,368.10	7.30	728	6.56
10.000,01 - 11.000,00	2,250,265.36	1.62	143	1.29
11.000,01 - 12.000,00	3,375,371.51	2.44	211	1.90
12.000,01 - 13.000,00	1,825,677.42	1.32	126	1.14
13.000,01 - 14.000,00	2,000,661.13	1.44	128	1.15
14.000,01 - 15.000,00	3,944,878.47	2.85	250	2.25
> 15.000,00	12,136,210.18	8.76	651	5.87
<b>Total</b>	<b>138,527,189.38</b>	<b>100.00</b>	<b>11,095</b>	<b>100.00</b>

Minimum Down Payment:	32.22
Maximum Down Payment:	88,869.26
Average Down Payment:	5,231.97
Average Down Payment (customers that made a Down Payment)	7,237.09

**Compartment German Auto Loans 10**  
**Monthly Investor Report**

Reporting Date:	May 10, 2023
Payment Date:	May 22, 2023
Period No.:	36
Monthly Period:	Apr, 2023
Interest Period:	Apr 20, 2023 to May 22, 2023 = 32 days

**15. Borrower Concentration**
Current Portfolio

Borrower (Top 20)	Aggregate Outstanding Principal Balance (in EUR)	Aggregate Outstanding Principal Balance (in % of total)	Number of Contracts	Number of Contracts (in % of total)
1	190,895.90	0.14	3	0.03
2	112,604.06	0.08	1	0.01
3	105,279.78	0.08	1	0.01
4	102,346.42	0.07	1	0.01
5	101,639.32	0.07	1	0.01
6	95,597.22	0.07	1	0.01
7	93,114.83	0.07	1	0.01
8	91,971.10	0.07	1	0.01
9	86,411.68	0.06	1	0.01
10	86,250.23	0.06	1	0.01
11	85,719.46	0.06	1	0.01
12	85,220.42	0.06	1	0.01
13	84,930.33	0.06	1	0.01
14	81,240.20	0.06	1	0.01
15	81,236.22	0.06	1	0.01
16	80,186.39	0.06	2	0.02
17	79,915.64	0.06	1	0.01
18	79,579.28	0.06	1	0.01
19	79,420.36	0.06	2	0.02
20	79,167.33	0.06	1	0.01
<b>Total</b>	<b>1,882,726.17</b>	<b>1.36</b>	<b>24</b>	<b>0.22</b>

<b>Total Portfolio Balance</b>	<b>138,527,189.38</b>
--------------------------------	-----------------------

**Compartment German Auto Loans 10**  
**Monthly Investor Report**

Reporting Date:	May 10, 2023
Payment Date:	May 22, 2023
Period No.:	36
Monthly Period:	Apr, 2023
Interest Period:	Apr 20, 2023 to May 22, 2023 = 32 days

**16. Geographical Distribution**

Initial Portfolio

Post code area	Aggregate Principal Balance (in EUR)	Aggregate Principal Balance (in % of total)	Number of Contracts	Number of contracts (in % of total)
post code area 0	38,850,001.51	5.13	1,901	5.04
post code area 1	44,833,286.47	5.92	2,079	5.51
post code area 2	66,006,642.23	8.72	3,381	8.96
post code area 3	64,483,561.52	8.52	3,393	8.99
post code area 4	93,951,938.62	12.42	4,661	12.36
post code area 5	93,083,643.97	12.30	4,639	12.30
post code area 6	97,251,597.39	12.85	4,794	12.71
post code area 7	93,531,479.67	12.36	4,788	12.69
post code area 8	101,531,504.39	13.42	4,840	12.83
post code area 9	63,226,334.51	8.35	3,246	8.61
<b>Total</b>	<b>756,749,990.28</b>	<b>100.00</b>	<b>37,722</b>	<b>100.00</b>

**Compartment German Auto Loans 10**  
**Monthly Investor Report**

Reporting Date:	May 10, 2023
Payment Date:	May 22, 2023
Period No.:	36
Monthly Period:	Apr, 2023
Interest Period:	Apr 20, 2023 to May 22, 2023 = 32 days

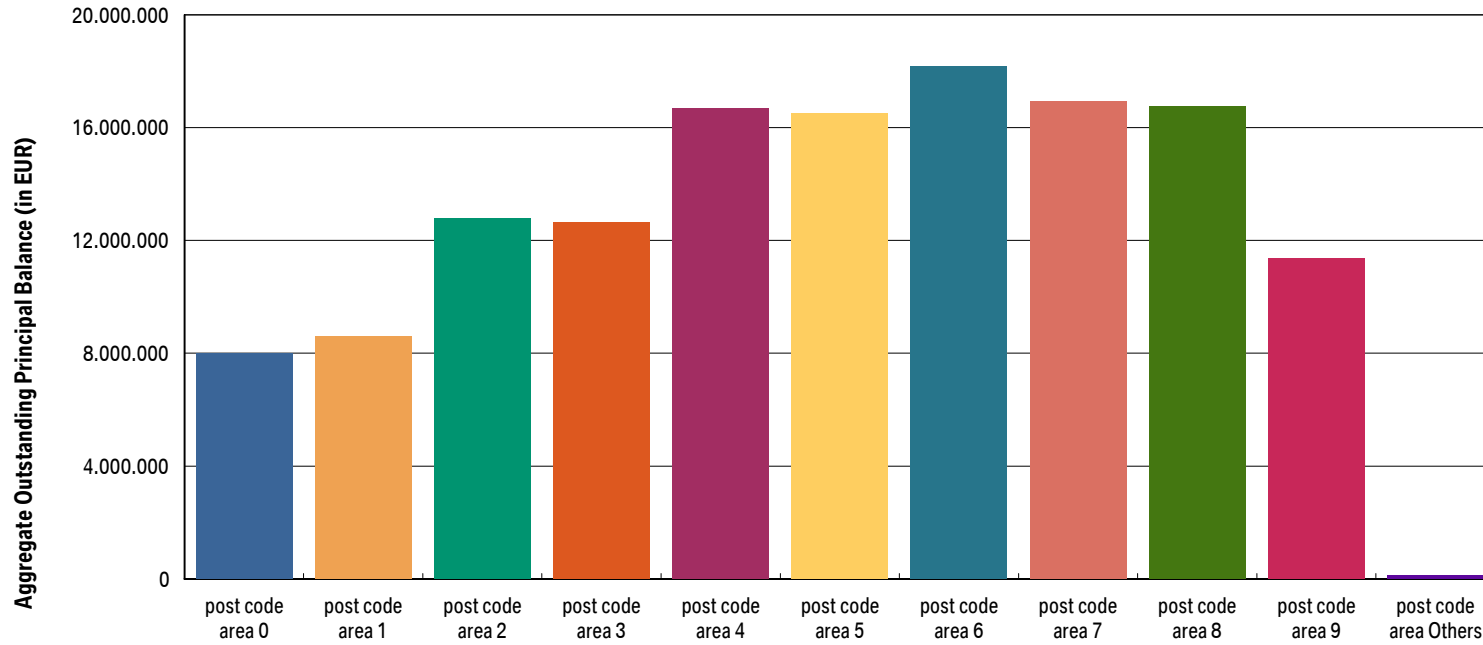
**16. Geographical Distribution**

Current Portfolio

Post code area	Aggregate Outstanding Principal Balance (in EUR)	Aggregate Outstanding Principal Balance (in % of total)	Number of Contracts	Number of Contracts (in % of total)
post code area 0	7,987,481.11	5.77	633	5.71
post code area 1	8,599,149.53	6.21	649	5.85
post code area 2	12,767,001.24	9.22	1,013	9.13
post code area 3	12,648,962.24	9.13	1,046	9.43
post code area 4	16,680,923.70	12.04	1,349	12.16
post code area 5	16,492,096.73	11.91	1,316	11.86
post code area 6	18,183,931.55	13.13	1,468	13.23
post code area 7	16,937,638.41	12.23	1,361	12.27
post code area 8	16,745,021.59	12.09	1,294	11.66
post code area 9	11,350,554.32	8.19	956	8.62
post code area Others	134,428.96	0.10	10	0.09
<b>Total</b>	<b>138,527,189.38</b>	<b>100.00</b>	<b>11,095</b>	<b>100.00</b>

**Compartment German Auto Loans 10**  
**Monthly Investor Report**

Reporting Date: May 10, 2023  
 Payment Date: May 22, 2023  
 Period No.: 36  
 Monthly Period: Apr, 2023  
 Interest Period: Apr 20, 2023 to May 22, 2023  
 = 32 days



**Compartment German Auto Loans 10**  
**Monthly Investor Report**

Reporting Date:	May 10, 2023
Payment Date:	May 22, 2023
Period No.:	36
Monthly Period:	Apr, 2023
Interest Period:	Apr 20, 2023 to May 22, 2023 = 32 days

**17. Car Type & Customer Group**

Initial Portfolio

Car Type	Aggregate Principal Balance (in EUR)	Aggregate Principal Balance (in % of total)	Number of Contracts	Number of Contracts (in % of total)
New	335,116,134.69	44.28	11,663	30.92
Used	421,633,855.59	55.72	26,059	69.08
<b>Total</b>	<b>756,749,990.28</b>	<b>100.00</b>	<b>37,722</b>	<b>100.00</b>

Customer Group	Aggregate Principal Balance (in EUR)	Aggregate Principal Balance (in % of total)	Number of Contracts	Number of Contracts (in % of total)
Commercial	201,230,905.65	26.59	6,703	17.77
Private Individual	555,519,084.63	73.41	31,019	82.23
<b>Total</b>	<b>756,749,990.28</b>	<b>100.00</b>	<b>37,722</b>	<b>100.00</b>



**Compartment German Auto Loans 10**  
**Monthly Investor Report**

Reporting Date:	May 10, 2023
Payment Date:	May 22, 2023
Period No.:	36
Monthly Period:	Apr, 2023
Interest Period:	Apr 20, 2023 to May 22, 2023 = 32 days

**17. Car Type & Customer Group**

Current Portfolio

Car Type	Aggregate Outstanding Principal Balance (in EUR)	Aggregate Outstanding Principal Balance (in % of total)	Number of Contracts	Number of Contracts (in % of total)
New	57,335,009.04	41.39	3,070	27.67
Used	81,192,180.34	58.61	8,025	72.33
<b>Total</b>	<b>138,527,189.38</b>	<b>100.00</b>	<b>11,095</b>	<b>100.00</b>

Customer Group	Aggregate Outstanding Principal Balance (in EUR)	Aggregate Outstanding Principal Balance (in % of total)	Number of Contracts	Number of Contracts (in % of total)
Commercial	33,668,017.33	24.30	1,805	16.27
Private Individual	104,859,172.05	75.70	9,290	83.73
<b>Total</b>	<b>138,527,189.38</b>	<b>100.00</b>	<b>11,095</b>	<b>100.00</b>

**Compartment German Auto Loans 10**  
**Monthly Investor Report**

Reporting Date:	May 10, 2023
Payment Date:	May 22, 2023
Period No.:	36
Monthly Period:	Apr, 2023
Interest Period:	Apr 20, 2023 to May 22, 2023 = 32 days

**18. Delinquencies**

Initial Portfolio

Days past due	Aggregate Principal Balance (in EUR)	Aggregate Principal Balance (in % of total)	Number of Contracts	Number of Contracts (in % of total)
1 - 30	0.00	0.00	0	0.00
31 - 60	0.00	0.00	0	0.00
61 - 90	0.00	0.00	0	0.00
91 - 120	0.00	0.00	0	0.00
> 120	0.00	0.00	0	0.00
<b>Total</b>	<b>0.00</b>	<b>0.00</b>	<b>0</b>	<b>0.00</b>

Current Portfolio

Days past due	Aggregate Outstanding Principal Balance (in EUR)	Aggregate Outstanding Principal Balance (in % of total)	Number of Contracts	Number of Contracts (in % of total)
1 - 30	1,766,541.41	1.28	107	0.96
31 - 60	383,062.52	0.28	23	0.21
61 - 90	52,560.31	0.04	4	0.04
91 - 120	72,994.01	0.05	3	0.03
> 120	277,928.53	0.20	16	0.14
<b>Total</b>	<b>2,553,086.78</b>	<b>1.84</b>	<b>153</b>	<b>1.38</b>

# Compartment German Auto Loans 10

## Monthly Investor Report

Reporting Date:	May 10, 2023
Payment Date:	May 22, 2023
Period No.:	36
Monthly Period:	Apr, 2023
Interest Period:	Apr 20, 2023 to May 22, 2023 = 32 days

### 18a. Delinquencies Analysis

Monthly Period	Performing (in EUR)	31-60 days past due (in EUR)	61-90 days past due (in EUR)	91-120 days past due (in EUR)	>120 days past due (in EUR)
May - 20	740,146,949.11	0.00	0.00	0.00	0.00
June - 20	721,601,816.33	81,700.12	0.00	0.00	0.00
July - 20	702,612,687.82	106,686.13	35,273.11	0.00	0.00
Aug - 20	685,455,355.70	361,688.55	19,280.57	35,273.11	0.00
Sept - 20	667,716,114.78	438,609.04	13,862.18	19,280.57	35,273.11
Oct - 20	649,487,622.84	408,556.54	248,670.34	13,862.18	19,280.57
Nov - 20	633,277,295.15	466,919.20	125,202.22	179,324.75	19,280.57
Dec - 20	616,721,711.71	423,890.74	159,378.65	146,384.96	194,048.99
Jan - 21	600,408,319.26	327,871.44	254,322.36	103,905.97	263,829.04
Feb - 21	584,165,357.73	368,512.07	65,093.19	45,394.00	276,428.93
Mar - 21	565,512,841.44	530,716.30	183,014.52	118,391.06	193,808.00
Apr - 21	549,388,019.17	358,620.58	152,904.24	116,069.33	195,743.64
May - 21	533,126,810.32	670,246.41	251,050.24	81,906.87	179,931.35
June - 21	517,248,993.91	158,793.08	86,906.27	172,626.42	217,250.93
July - 21	502,076,058.86	387,902.89	53,874.55	73,790.78	165,549.74
Aug - 21	487,882,448.83	523,483.94	90,296.05	35,459.00	157,837.75
Sept - 21	472,283,391.31	352,728.67	242,416.34	44,494.03	106,555.25
Oct - 21	456,362,435.16	473,102.60	143,378.45	115,165.90	44,275.68
Nov - 21	440,286,664.48	450,825.48	121,943.54	95,274.44	115,165.90
Dec - 21	424,201,447.58	508,329.84	111,650.63	41,367.45	203,386.75
Jan - 22	407,524,216.02	680,411.77	149,856.88	75,723.11	222,087.20
Feb - 22	389,650,520.19	587,126.14	123,717.51	51,678.35	138,866.80
Mar - 22	370,554,425.76	736,739.87	229,589.16	135,952.97	79,267.15
Apr - 22	354,510,969.27	623,060.52	210,676.81	117,640.21	148,964.74
May - 22	337,847,957.35	449,468.28	168,441.53	70,812.56	110,631.37
June - 22	321,231,507.62	857,696.39	233,543.68	81,491.76	104,306.01
July - 22	305,435,724.16	735,446.23	190,936.92	111,129.12	104,824.30
Aug - 22	289,839,542.06	493,762.50	339,853.46	102,185.72	144,703.82
Sept - 22	275,724,246.74	562,207.26	163,795.87	221,799.42	183,549.68

**Compartment German Auto Loans 10**

**Monthly Investor Report**

Reporting Date:	May 10, 2023
Payment Date:	May 22, 2023
Period No.:	36
Monthly Period:	Apr, 2023
Interest Period:	Apr 20, 2023 to May 22, 2023 = 32 days

**18a. Delinquencies Analysis**

Monthly Period	Performing (in EUR)	31-60 days past due (in EUR)	61-90 days past due (in EUR)	91-120 days past due (in EUR)	>120 days past due (in EUR)
Oct - 22	250,703,892.42	387,241.39	207,344.40	142,961.29	346,581.79
Nov - 22	221,962,058.17	627,349.96	247,302.89	149,092.63	302,520.00
Dec - 22	194,787,420.41	845,882.92	294,908.78	214,272.05	333,455.29
Jan - 23	171,266,844.05	949,814.23	362,937.93	119,009.95	320,166.86
Feb - 23	152,017,995.43	526,353.42	552,663.09	216,938.58	301,052.87
Mar - 23	143,641,961.42	515,348.63	238,305.42	315,922.22	203,828.90
Apr - 23	137,740,644.01	383,062.52	52,560.31	72,994.01	277,928.53

**Compartment German Auto Loans 10**  
**Monthly Investor Report**

Reporting Date:	May 10, 2023
Payment Date:	May 22, 2023
Period No.:	36
Monthly Period:	Apr, 2023
Interest Period:	Apr 20, 2023 to May 22, 2023 = 32 days

**19. Seasoning**

Initial Portfolio

Group (in months)	Aggregate Principal Balance (in EUR)	Aggregate Principal Balance (in % of total)	Number of Contracts	Number of Contracts (in % of total)
<= 6	556,910,313.05	73.59	26,186	69.42
> 6 - <= 12	145,292,998.53	19.20	8,164	21.64
> 12 - <= 24	54,546,678.70	7.21	3,372	8.94
> 24 - <= 36	0.00	0.00	0	0.00
> 36 - <= 42	0.00	0.00	0	0.00
> 42 - <= 48	0.00	0.00	0	0.00
> 48 - <= 53	0.00	0.00	0	0.00
> 53	0.00	0.00	0	0.00
<b>Total</b>	<b>756,749,990.28</b>	<b>100.00</b>	<b>37,722</b>	<b>100.00</b>

WA Seasoning (in months): 5.81  
 Min (in months): 2.00  
 Max (in months): 15.00

**Compartment German Auto Loans 10**  
**Monthly Investor Report**

Reporting Date:	May 10, 2023
Payment Date:	May 22, 2023
Period No.:	36
Monthly Period:	Apr, 2023
Interest Period:	Apr 20, 2023 to May 22, 2023 = 32 days

**19. Seasoning**

Current Portfolio

Group (in months)	Aggregate Outstanding Principal Balance (in EUR)	Aggregate Outstanding Principal Balance (in % of total)	Number of Contracts	Number of Contracts (in % of total)
<= 6	0.00	0.00	0	0.00
> 6 - <= 12	0.00	0.00	0	0.00
> 12 - <= 24	0.00	0.00	0	0.00
> 24 - <= 36	0.00	0.00	0	0.00
> 36 - <= 42	109,865,981.99	79.31	8,398	75.69
> 42 - <= 48	22,815,170.13	16.47	2,017	18.18
> 48 - <= 53	5,846,037.26	4.22	680	6.13
> 53	0.00	0.00	0	0.00
<b>Total</b>	<b>138,527,189.38</b>	<b>100.00</b>	<b>11,095</b>	<b>100.00</b>

WA Seasoning (in months): 41.28  
 Min (in months): 38.00  
 Max (in months): 51.00

**Compartment German Auto Loans 10**  
**Monthly Investor Report**

Reporting Date:	May 10, 2023
Payment Date:	May 22, 2023
Period No.:	36
Monthly Period:	Apr, 2023
Interest Period:	Apr 20, 2023 to May 22, 2023 = 32 days

**20. Remaining Term**

Initial Portfolio

Group (in months)	Aggregate Principal Balance (in EUR)	Aggregate Principal Balance (in % of total)	Number of Contracts	Number of Contracts (in % of total)
<= 6	201,572.62	0.03	94	0.25
> 6 - <= 12	4,391,327.43	0.58	762	2.02
> 12 - <= 24	70,971,230.05	9.38	5,717	15.16
> 24 - <= 36	315,095,332.69	41.64	15,804	41.90
> 36 - <= 42	45,678,105.76	6.04	2,266	6.01
> 42 - <= 48	106,127,537.84	14.02	4,747	12.58
> 48 - <= 53	38,957,331.30	5.15	1,628	4.32
> 53	175,327,552.59	23.17	6,704	17.77
<b>Total</b>	<b>756,749,990.28</b>	<b>100.00</b>	<b>37,722</b>	<b>100.00</b>

WA Remaining Term (in months): 39.31  
 Min (in months): 3.00  
 Max (in months): 60.00

**Compartment German Auto Loans 10**  
**Monthly Investor Report**

Reporting Date:	May 10, 2023
Payment Date:	May 22, 2023
Period No.:	36
Monthly Period:	Apr, 2023
Interest Period:	Apr 20, 2023 to May 22, 2023 = 32 days

**20. Remaining Term**

Current Portfolio

Group (in months)	Aggregate Outstanding Principal Balance (in EUR)	Aggregate Outstanding Principal Balance (in % of total)	Number of Contracts	Number of Contracts (in % of total)
<= 6	16,161,051.83	11.67	3,090	27.85
> 6 - <= 12	37,828,103.92	27.31	2,867	25.84
> 12 - <= 24	84,538,033.63	61.03	5,138	46.31
> 24 - <= 36	0.00	0.00	0	0.00
> 36 - <= 42	0.00	0.00	0	0.00
> 42 - <= 48	0.00	0.00	0	0.00
> 48 - <= 53	0.00	0.00	0	0.00
> 53	0.00	0.00	0	0.00
<b>Total</b>	<b>138,527,189.38</b>	<b>100.00</b>	<b>11,095</b>	<b>100.00</b>

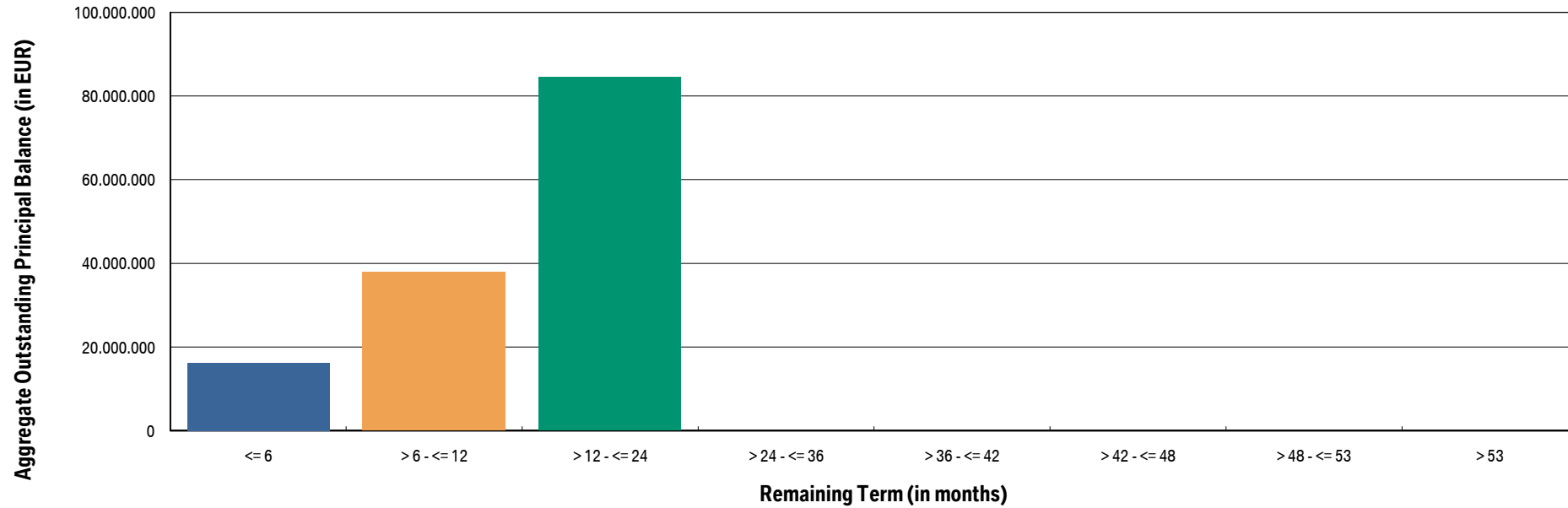
WA Remaining Term (in months): 14.62  
 Min (in months): 0.00  
 Max (in months): 24.00





**Compartment German Auto Loans 10**  
**Monthly Investor Report**

Reporting Date:	May 10, 2023
Payment Date:	May 22, 2023
Period No.:	36
Monthly Period:	Apr, 2023
Interest Period:	Apr 20, 2023 to May 22, 2023 = 32 days



**Compartment German Auto Loans 10**  
**Monthly Investor Report**

Reporting Date:	May 10, 2023
Payment Date:	May 22, 2023
Period No.:	36
Monthly Period:	Apr, 2023
Interest Period:	Apr 20, 2023 to May 22, 2023 = 32 days

**21. Original Term**

Initial Portfolio

Group (in months)	Aggregate Principal Balance (in EUR)	Aggregate Principal Balance (in % of total)	Number of Contracts	Number of Contracts (in % of total)
<= 6	0.00	0.00	0	0.00
> 6 - <= 12	546,875.52	0.07	201	0.53
> 12 - <= 24	35,448,344.86	4.68	3,671	9.73
> 24 - <= 36	339,574,369.69	44.87	17,623	46.72
> 36 - <= 42	4,975,210.35	0.66	319	0.85
> 42 - <= 48	137,182,258.92	18.13	6,473	17.16
> 48 - <= 53	471,148.34	0.06	26	0.07
> 53	238,551,782.60	31.52	9,409	24.94
<b>Total</b>	<b>756,749,990.28</b>	<b>100.00</b>	<b>37,722</b>	<b>100.00</b>

WA Original Term (in months): 45.11  
 Min (in months): 10.00  
 Max (in months): 72.00

**Compartment German Auto Loans 10**  
**Monthly Investor Report**

Reporting Date:	May 10, 2023
Payment Date:	May 22, 2023
Period No.:	36
Monthly Period:	Apr, 2023
Interest Period:	Apr 20, 2023 to May 22, 2023 = 32 days

**21. Original Term**

Current Portfolio

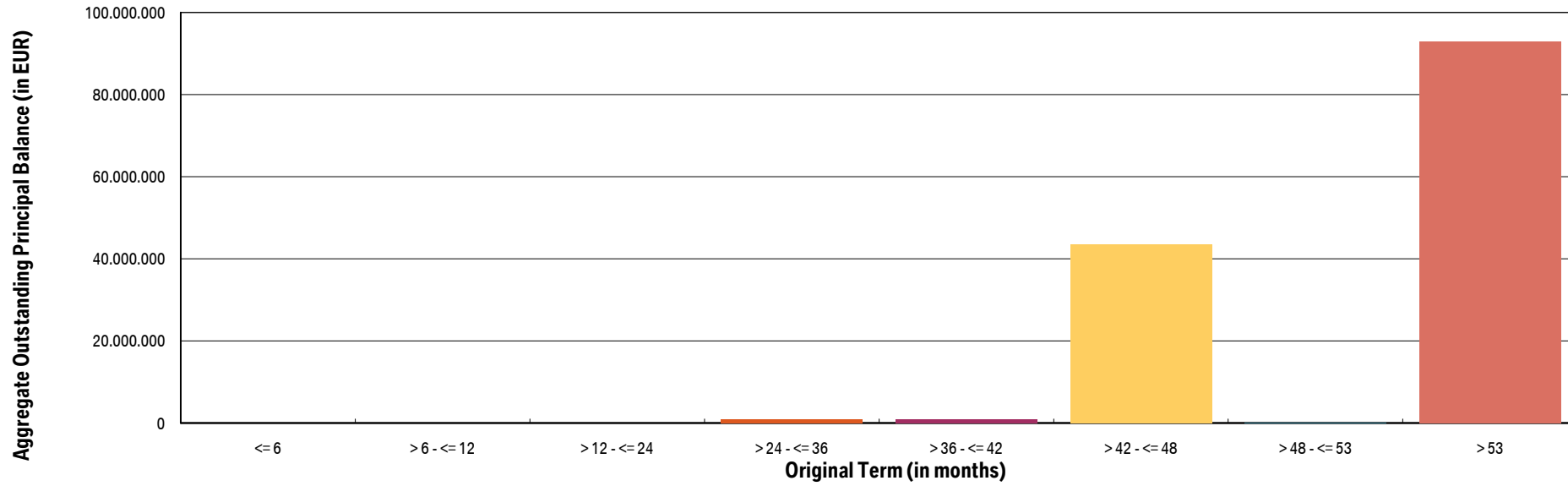
Group (in months)	Aggregate Outstanding Principal Balance (in EUR)	Aggregate Outstanding Principal Balance (in % of total)	Number of Contracts	Number of Contracts (in % of total)
<= 6	0.00	0.00	0	0.00
> 6 - <= 12	0.00	0.00	0	0.00
> 12 - <= 24	8,729.84	0.01	25	0.23
> 24 - <= 36	875,267.66	0.63	862	7.77
> 36 - <= 42	873,100.46	0.63	142	1.28
> 42 - <= 48	43,642,363.81	31.50	4,044	36.45
> 48 - <= 53	115,027.20	0.08	11	0.10
> 53	93,012,700.41	67.14	6,011	54.18
<b>Total</b>	<b>138,527,189.38</b>	<b>100.00</b>	<b>11,095</b>	<b>100.00</b>

WA Original Term (in months): 55.90  
 Min (in months): 24.00  
 Max (in months): 72.00



**Compartment German Auto Loans 10**  
**Monthly Investor Report**

Reporting Date:	May 10, 2023
Payment Date:	May 22, 2023
Period No.:	36
Monthly Period:	Apr, 2023
Interest Period:	Apr 20, 2023 to May 22, 2023 = 32 days



**Compartment German Auto Loans 10**
**Monthly Investor Report**

Reporting Date:	May 10, 2023
Payment Date:	May 22, 2023
Period No.:	36
Monthly Period:	Apr, 2023
Interest Period:	Apr 20, 2023 to May 22, 2023 = 32 days

**22. Vehicle Class**
Initial Portfolio

Group	Aggregate Principal Balance (in EUR)	Aggregate Principal Balance (in % of total)	Number of Contracts	Number of Contracts (in % of total)
BMW 1 Series	81,155,731.24	10.72	5,849	15.51
BMW 2 Series	71,886,124.85	9.50	3,619	9.59
BMW 3 Series	79,744,521.82	10.54	4,363	11.57
BMW 4 Series	38,571,273.34	5.10	1,479	3.92
BMW 5 Series	78,362,132.65	10.36	3,328	8.82
BMW 6 Series	7,578,626.86	1.00	225	0.60
BMW 7 Series	10,686,781.25	1.41	306	0.81
BMW 8 Series	5,236,824.78	0.69	60	0.16
BMW X1 Series	59,974,674.85	7.93	3,086	8.18
BMW X2 Series	11,803,094.62	1.56	424	1.12
BMW X3 Series	57,049,166.87	7.54	2,131	5.65
BMW X4 Series	19,362,123.87	2.56	598	1.59
BMW X5 Series	50,884,586.13	6.72	1,324	3.51
BMW X6 Series	12,816,775.25	1.69	342	0.91
BMW X7 Series	4,930,197.20	0.65	62	0.16
BMW Z Series	10,848,458.06	1.43	385	1.02
BMW i Series	6,755,491.79	0.89	267	0.71
MINI	96,136,863.83	12.70	6,100	16.17
Non BMW Group Models (incl. Motorcycles)	34,176,626.66	4.52	1,867	4.95
Other BMW Group (incl. Motorcycles)	18,789,914.36	2.48	1,907	5.06
<b>Total</b>	<b>756,749,990.28</b>	<b>100.00</b>	<b>37,722</b>	<b>100.00</b>

**Compartment German Auto Loans 10**  
**Monthly Investor Report**

Reporting Date:	May 10, 2023
Payment Date:	May 22, 2023
Period No.:	36
Monthly Period:	Apr, 2023
Interest Period:	Apr 20, 2023 to May 22, 2023 = 32 days

**22. Vehicle Class**
Current Portfolio

Group	Aggregate Outstanding Principal Balance (in EUR)	Aggregate Outstanding Principal Balance (in % of total)	Number of Contracts	Number of Contracts (in % of total)
BMW 1 Series	14,111,229.61	10.19	1,720	15.50
BMW 2 Series	13,677,561.41	9.87	1,197	10.79
BMW 3 Series	14,225,533.09	10.27	1,286	11.59
BMW 4 Series	7,589,167.23	5.48	497	4.48
BMW 5 Series	16,662,780.12	12.03	1,122	10.11
BMW 6 Series	1,455,396.49	1.05	69	0.62
BMW 7 Series	2,156,086.45	1.56	94	0.85
BMW 8 Series	1,059,719.71	0.76	21	0.19
BMW X1 Series	12,218,804.71	8.82	992	8.94
BMW X2 Series	2,207,499.08	1.59	121	1.09
BMW X3 Series	11,126,222.15	8.03	667	6.01
BMW X4 Series	3,805,507.79	2.75	197	1.78
BMW X5 Series	10,006,900.40	7.22	444	4.00
BMW X6 Series	2,151,883.10	1.55	99	0.89
BMW X7 Series	914,726.36	0.66	19	0.17
BMW Z Series	1,589,378.43	1.15	80	0.72
BMWi Series	1,017,446.32	0.73	64	0.58
MINI	13,588,771.71	9.81	1,532	13.81
Non BMW Group Models (incl. Motorcycles)	7,815,564.38	5.64	665	5.99
Other BMW Group (incl. Motorcycles)	1,147,010.84	0.83	209	1.88
<b>Total</b>	<b>138,527,189.38</b>	<b>100.00</b>	<b>11,095</b>	<b>100.00</b>

**Compartment German Auto Loans 10**  
**Monthly Investor Report**

Reporting Date:	May 10, 2023
Payment Date:	May 22, 2023
Period No.:	36
Monthly Period:	Apr, 2023
Interest Period:	Apr 20, 2023 to May 22, 2023 = 32 days

**23. Payment Type**

Initial Portfolio:

Group	Aggregate Principal Balance (in EUR)	Aggregate Principal Balance (in % of total)	Number of Contracts	Number of Contracts (in % of total)
Direct debit	755,724,731.49	99.86	37,679	99.89
Self payment	1,025,258.79	0.14	43	0.11
<b>Total</b>	<b>756,749,990.28</b>	<b>100.00</b>	<b>37,722</b>	<b>100.00</b>

Current Portfolio

Group	Aggregate Outstanding Principal Balance (in EUR)	Aggregate Outstanding Principal Balance (in % of total)	Number of Contracts	Number of Contracts (in % of total)
Direct debit	136,646,969.32	98.64	10,949	98.68
Self payment	1,880,220.06	1.36	146	1.32
<b>Total</b>	<b>138,527,189.38</b>	<b>100.00</b>	<b>11,095</b>	<b>100.00</b>



**Compartment German Auto Loans 10**  
**Monthly Investor Report**

Reporting Date:	May 10, 2023
Payment Date:	May 22, 2023
Period No.:	36
Monthly Period:	Apr, 2023
Interest Period:	Apr 20, 2023 to May 22, 2023 = 32 days

**24. Interest Rates**

Weighted Average Nominal Interest Rate (in %)		
Aggregate Principal Balance (Initial)	756,749,990.28	3.32
Aggregate Outstanding Principal Balance	138,527,189.38	3.43



**Compartment German Auto Loans 10**  
**Monthly Investor Report**

Reporting Date:	May 10, 2023
Payment Date:	May 22, 2023
Period No.:	36
Monthly Period:	Apr, 2023
Interest Period:	Apr 20, 2023 to May 22, 2023 = 32 days

**25. Credit Type**

Initial Portfolio

Credit Type	Aggregate Principal Balance (in EUR)	Aggregate Principal Balance (in % of total)	Number of Contracts	Number of Contracts (in % of total)
Balloon	747,953,979.62	98.84	36,385	96.46
Equal Instalment Loan	8,796,010.66	1.16	1,337	3.54
<b>Total</b>	<b>756,749,990.28</b>	<b>100.00</b>	<b>37,722</b>	<b>100.00</b>

Current Portfolio

Credit Type	Aggregate Outstanding Principal Balance (in EUR)	Aggregate Outstanding Principal Balance (in % of total)	Number of Contracts	Number of Contracts (in % of total)
Balloon	138,008,232.72	99.63	10,931	98.52
Equal Instalment Loan	518,956.66	0.37	164	1.48
<b>Total</b>	<b>138,527,189.38</b>	<b>100.00</b>	<b>11,095</b>	<b>100.00</b>

## Compartment German Auto Loans 10

### Monthly Investor Report

Reporting Date:	May 10, 2023
Payment Date:	May 22, 2023
Period No.:	36
Monthly Period:	Apr, 2023
Interest Period:	Apr 20, 2023 to May 22, 2023 = 32 days

## 26. Contracts per Customer

### Initial Portfolio

Group	Aggregate Principal Balance (in EUR)	Aggregate Principal Balance (in % of total)	Number of Contracts	Number of Contracts (in % of total)
1	724,380,586.58	95.72	36,591	97.00
2 - 4	26,859,922.86	3.55	952	2.52
5 - 7	3,218,258.38	0.43	89	0.24
8 - 10	326,566.45	0.04	26	0.07
> 10	1,964,656.01	0.26	64	0.17
<b>Total</b>	<b>756,749,990.28</b>	<b>100.00</b>	<b>37,722</b>	<b>100.00</b>

### Current Portfolio

Group	Aggregate Principal Balance (in EUR)	Aggregate Principal Balance (in % of total)	Number of Contracts	Number of Contracts (in % of total)
1	136,748,426.68	98.72	10,997	99.12
2 - 4	1,730,801.17	1.25	92	0.83
5 - 7	47,961.53	0.03	6	0.05
8 - 10	0.00	0.00	0	0.00
> 10	0.00	0.00	0	0.00
<b>Total</b>	<b>138,527,189.38</b>	<b>100.00</b>	<b>11,095</b>	<b>100.00</b>

**Compartment German Auto Loans 10**  
**Monthly Investor Report**

Reporting Date:	May 10, 2023
Payment Date:	May 22, 2023
Period No.:	36
Monthly Period:	Apr, 2023
Interest Period:	Apr 20, 2023 to May 22, 2023 = 32 days

**27. Amortisation**

Initial Portfolio

Period	Principal Balance (in EUR)
	756,749,990.28
1	747,284,150.21
2	737,791,273.70
3	728,264,986.54
4	718,711,535.81
5	709,130,456.80
6	699,537,583.26
7	689,921,537.42
8	680,279,765.60
9	670,377,327.40
10	660,211,792.26
11	649,963,053.12
12	639,845,968.29
13	629,719,269.72
14	619,491,825.35
15	609,576,998.09
16	599,601,717.70
17	589,644,361.50
18	577,535,834.69
19	565,480,782.53
20	553,402,724.33
21	539,097,447.91
22	522,150,647.75
23	505,899,957.67
24	490,470,791.84
25	474,407,402.05
26	458,142,852.87
27	442,825,967.72
28	427,600,260.77
29	415,485,297.93
30	380,019,947.98

Current Portfolio

Period	Principal Balance in EUR	Reduction in EUR
	138,527,189.38	
1	133,218,539.66	5,308,649.72
2	129,393,279.83	3,825,259.83
3	125,485,951.02	3,907,328.81
4	121,398,821.84	4,087,129.18
5	117,999,443.40	3,399,378.44
6	109,564,773.86	8,434,669.54
7	101,199,007.62	8,365,766.24
8	92,314,588.69	8,884,418.93
9	84,712,543.78	7,602,044.91
10	75,558,361.72	9,154,182.06
11	71,525,548.11	4,032,813.61
12	68,272,484.72	3,253,063.39
13	64,838,971.19	3,433,513.53
14	60,977,935.71	3,861,035.48
15	57,515,042.77	3,462,892.94
16	54,112,450.84	3,402,591.93
17	51,503,791.58	2,608,659.26
18	40,989,916.99	10,513,874.59
19	30,090,388.62	10,899,528.37
20	18,950,143.82	11,140,244.80
21	9,226,758.00	9,723,385.82
22	1,596.53	9,225,161.47
23	355.45	1,241.08
24	0.00	355.45
25	0.00	0.00
26	0.00	0.00
27	0.00	0.00
28	0.00	0.00
29	0.00	0.00
30	0.00	0.00

**Compartment German Auto Loans 10**

**Monthly Investor Report**

Reporting Date:	May 10, 2023
Payment Date:	May 22, 2023
Period No.:	36
Monthly Period:	Apr, 2023
Interest Period:	Apr 20, 2023 to May 22, 2023 = 32 days

**27. Amortisation**

Initial Portfolio

Period	Principal Balance (in EUR)
31	340,159,419.42
32	303,483,138.49
33	269,153,961.86
34	240,139,443.71
35	233,332,615.30
36	226,972,057.57
37	219,949,590.01
38	213,498,160.86
39	206,981,816.24
40	200,393,388.75
41	194,596,293.22
42	180,889,998.88
43	167,116,177.88
44	153,183,310.70
45	140,387,024.45
46	125,235,883.79
47	118,472,482.67
48	112,603,579.13
49	106,724,904.66
50	100,357,831.84
51	94,395,480.90
52	88,701,913.00
53	84,191,051.06
54	66,340,359.61
55	48,581,532.40
56	30,608,549.97
57	15,138,249.31
58	4,297.72
59	1,886.86
60	0.00

Current Portfolio

Period	Principal Balance in EUR	Reduction in EUR
31	0.00	0.00
32	0.00	0.00
33	0.00	0.00
34	0.00	0.00
35	0.00	0.00
36	0.00	0.00
37	0.00	0.00
38	0.00	0.00
39	0.00	0.00
40	0.00	0.00
41	0.00	0.00
42	0.00	0.00
43	0.00	0.00
44	0.00	0.00
45	0.00	0.00
46	0.00	0.00
47	0.00	0.00
48	0.00	0.00
49	0.00	0.00
50	0.00	0.00
51	0.00	0.00
52	0.00	0.00
53	0.00	0.00
54	0.00	0.00
55	0.00	0.00
56	0.00	0.00
57	0.00	0.00
58	0.00	0.00
59	0.00	0.00
60	0.00	0.00

**Compartment German Auto Loans 10**  
**Monthly Investor Report**

Reporting Date:	May 10, 2023
Payment Date:	May 22, 2023
Period No.:	36
Monthly Period:	Apr, 2023
Interest Period:	Apr 20, 2023 to May 22, 2023 = 32 days

**28. Priority of Payments**

**All values in EUR**

Available Distribution Amount	+	10,708,937.52
Taxes	-	0.00
Trustee Payment	-	0.00
Senior Expenses	-	2,729.13
Swap Net Payment	-	0.00
Class A Interest	-	160,664.00
Class B Interest	-	50,443.94
Cash Reserve	-	3,790,000.00
Principal Class A	-	6,705,100.45
Principal Class B	-	0.00
Swap Termination Event	-	0.00
Subordinated Loan Interest	-	0.00
Subordinated Loan Principal	-	0.00
Seller	-	0.00

**Compartment German Auto Loans 10**  
**Monthly Investor Report**

Reporting Date:	May 10, 2023
Payment Date:	May 22, 2023
Period No.:	36
Monthly Period:	Apr, 2023
Interest Period:	Apr 20, 2023 to May 22, 2023 = 32 days

**29. Transaction Costs**

<b>Cost Category (in EUR)</b>	<b>Class A</b>	<b>Class B</b>	<b>Subordinated Loan</b>	<b>Total</b>
Senior Expenses				2,729.13
Interest accrued for the Period	160,664.00	50,443.94	16,736.64	227,844.58
Interest payments for the Period	160,664.00	50,443.94	0.00	211,107.94
Cumulative Interest Payments	3,585,680.00	1,718,258.34	0.00	5,303,938.34
Unpaid Interest for the Period	0.00	0.00	16,736.64	16,736.64
Cumulative Unpaid Interest	0.00	0.00	230,520.96	230,520.96

**Compartment German Auto Loans 10**

**Monthly Investor Report**

Reporting Date:	May 10, 2023
Payment Date:	May 22, 2023
Period No.:	36
Monthly Period:	Apr, 2023
Interest Period:	Apr 20, 2023 to May 22, 2023 = 32 days

**30. Ratings**

	Fitch	S&P	Moody's	DBRS
<b>Notes - current ratings</b>				
Class A	AAA	N/A	Aaa	N/A
Class B	N/A	N/A	N/A	N/A

		Fitch	S&P	Moody's	DBRS	Trigger Breached	
<b>Transaction Parties - current ratings</b>							
	BMW AG	long term	N/A	A	A2	A high	no
		short term	N/A	A-1	P-1	N/A	no
<b>Issuer Account Bank:</b>	The Bank of New York Mellon	long term	AA	N/A	Aa1	N/A	no
		short term	F1+	N/A	P-1	N/A	no
<b>Swap Provider:</b>	Skandinaviska Enskilda Banken AB	long term	AA	N/A	Aa3	N/A	no
		short term	F1+	N/A	P-1	N/A	no

		Fitch	S&P	Moody's	DBRS	
<b>Transaction Parties - required ratings</b>						
	BMW AG	long term	BBB	N/A	Baa1	N/A
		short term	F2	N/A	P-2	N/A
<b>Issuer Account Bank:</b>	The Bank of New York Mellon	long term	A	N/A	A2	N/A
		short term	F1	N/A	P-1	N/A
<b>Swap Provider:</b>	Skandinaviska Enskilda Banken AB	long term	A	N/A	Baa1	N/A
		short term	F1	N/A	N/A	N/A

**Compartment German Auto Loans 10**

**Monthly Investor Report**

Reporting Date:	May 10, 2023
Payment Date:	May 22, 2023
Period No.:	36
Monthly Period:	Apr, 2023
Interest Period:	Apr 20, 2023 to May 22, 2023 = 32 days

**31. Swap Counterparty Data**

<b>Swap Counterparty Data</b>	
Swap counterparty provider	Skandinaviska Enskilda Banken AB (publ)
Swap termination event	No

<b>Swap Data</b>	
Swap type	Fixed floating interest rate swap
Notional amount (in EUR)	49,278,922.42
Fixed rate (in %)	-0.4924
Floating rate (Euribor in %)	2.9680
Net swap payments (in EUR) (- from SPV / + to SPV)	150,229.53