



**BMW  
GROUP**



**ROLLS-ROYCE**  
MOTOR CARS LTD

**Bavarian Sky S.A., Compartment German Auto Loans 10**

**Monthly Investor Report - December 2022**

## Compartment German Auto Loans 10

### Monthly Investor Report

Reporting Date:	Jan 11, 2023
Payment Date:	Jan 20, 2023
Period No.:	32
Monthly Period:	Dec, 2022
Interest Period:	Dec 20, 2022 to Jan 20, 2023 = 31 days

### **Index**

1. Contact Information
2. Reporting Contact Details
3. Counterparty History & Noteworthy Transaction Events
4. Overview Dates
5. Portfolio Information
6. Reserves
7. Performance Data
8. Defaulted Amount & Recovery Amount
9. Defaulted Amount & Recovery Amount - Loan Level Data
10. Outstanding Note Balance
11. Original Principal Balance
12. Aggregate Principal Balance
13. Aggregate Outstanding Principal Balance
14. Down Payments
15. Borrower Concentration
16. Geographical Distribution
17. Car Type & Customer Group
18. Delinquencies
19. Seasoning
20. Remaining Term
21. Original Term
22. Vehicle Class
23. Payment Type
24. Interest Rates
25. Credit Type
26. Contracts per Customer
27. Amortisation
28. Priority of Payments
29. Transaction Costs
30. Ratings
31. Swap Counterparty Data

## Compartment German Auto Loans 10

### Monthly Investor Report

Reporting Date:	Jan 11, 2023
Payment Date:	Jan 20, 2023
Period No.:	32
Monthly Period:	Dec, 2022
Interest Period:	Dec 20, 2022 to Jan 20, 2023 = 31 days

## **1. Contact Information**

### **Transaction Parties**

**Issuer:** **Bavarian Sky S.A.**  
Acting in respect of its Compartment German Auto Loans 10  
287-289 route d'Arlon  
L-1150 Luxembourg  
Luxembourg  
Attn.: The Directors  
LU-BavarianSky@intertrustgroup.com  
+352 26 56 31 71

**Corporate Administrator:** **Intertrust (Luxembourg) S.à r.l.**  
6, Rue Eugène Ruppert  
L-2453 Luxembourg  
Luxembourg  
Attn.: BUO - Capital Markets  
LU-BavarianSky@intertrustgroup.com  
+352 26 44 91

**Originator/Servicer:** **BMW Bank GmbH**  
Lilienthalallee 26  
80939 Munich  
Germany  
Attn.: ABS Servicing Team  
abs.bmwgroup@bmw.de

## Compartment German Auto Loans 10

### Monthly Investor Report

Reporting Date:	Jan 11, 2023
Payment Date:	Jan 20, 2023
Period No.:	32
Monthly Period:	Dec, 2022
Interest Period:	Dec 20, 2022 to Jan 20, 2023 = 31 days

## **1. Contact Information**

### **Transaction Parties**

#### **Calculation Agent/Paying Agent**

#### **The Bank of New York Mellon**

160 Queen Victoria Street  
EC4V 4AL London  
United Kingdom  
Attn.: BNYM Structured Finance Team 8  
BNYM.Structured.Finance.Team.8@bnymellon.com

#### **Trustee:**

#### **BNY MELLON CORPORATE TRUSTEE SERVICES LIMITED**

160 Queen Victoria Street  
EC4V 4AL London  
United Kingdom  
Attn.: BNYM Structured Finance Team 8  
BNYM.Structured.Finance.Team.8@bnymellon.com

#### **Issuer Account Bank:**

#### **The Bank of New York Mellon**

Friedrich-Ebert-Anlage 49, Messeturm  
60327 Frankfurt am Main  
Germany  
Attn.: BNYM Structured Finance Team 8  
BNYM.Structured.Finance.Team.8@bnymellon.com

## Compartment German Auto Loans 10

### Monthly Investor Report

Reporting Date:	Jan 11, 2023
Payment Date:	Jan 20, 2023
Period No.:	32
Monthly Period:	Dec, 2022
Interest Period:	Dec 20, 2022 to Jan 20, 2023 = 31 days

## **1. Contact Information**

### **Transaction Parties**

#### **Data Trustee:**

**The Bank of New York Mellon**  
Friedrich-Ebert-Anlage 49, Messeturm  
60327 Frankfurt am Main  
Germany  
Attn.: BNYM Structured Finance Team 8  
BNYM.Structured.Finance.Team.8@bnymellon.com

#### **Swap Counterparty:**

**Skandinaviska Enskilda Banken AB**  
Kungsträdgårdsgatan 8  
SE-106 40 Stockholm  
Sweden  
TDLegal@seb.de

#### **Rating Agencies:**

**FITCH RATINGS LTD**  
30 North Colonnade, Canary Wharf  
E14 5GN London  
United Kingdom  
ABSsurveillance@fitchratings.com

**MOODY'S INVESTORS SERVICE ESPAÑA SA**  
Principe de Vergara, 131 - 6 floor  
28002 Madrid  
Spain  
monitor.abs@moodys.com

**Compartment German Auto Loans 10**  
**Monthly Investor Report**

Reporting Date:	Jan 11, 2023
Payment Date:	Jan 20, 2023
Period No.:	32
Monthly Period:	Dec, 2022
Interest Period:	Dec 20, 2022 to Jan 20, 2023 = 31 days

**2. Reporting Contact Details****Contact for Servicer Report (Portfolio related information in Investor Report)****Contact for Investor Reporting:****BMW Bank GmbH**

Lilienthalallee 26  
80939 Munich  
Germany  
Attn.: ABS Servicing Team  
abs.bmwgroup@bmw.de

**Calculation Agent:****The Bank of New York Mellon**

160 Queen Victoria Street  
EC4V 4AL London  
United Kingdom  
BNYM.Structured.Finance.Team.8@bnymellon.com

**Compartment German Auto Loans 10**  
**Monthly Investor Report**

Reporting Date:	Jan 11, 2023
Payment Date:	Jan 20, 2023
Period No.:	32
Monthly Period:	Dec, 2022
Interest Period:	Dec 20, 2022 to Jan 20, 2023 = 31 days

**3. Counterparty History & Notheworthy Transaction Events****Counterparty History (to be added if applicable)**

None.

**Noteworthy Transaction Events (to be added if applicable)**

None.

**Compartment German Auto Loans 10**  
**Monthly Investor Report**

Reporting Date:	Jan 11, 2023
Payment Date:	Jan 20, 2023
Period No.:	32
Monthly Period:	Dec, 2022
Interest Period:	Dec 20, 2022 to Jan 20, 2023 = 31 days

**4. Overview Dates**

<b>Initial Cut-Off Date:</b>	30/04/2020		
<b>Issue Date:</b>	01/05/2020	<b>Legal Maturity Date:</b>	20/05/2027
<b>Reporting Date</b>	11/01/2023		
<b>Investor Reporting Date</b>	18/01/2023		
<b>Interest Determination Date</b>	16/12/2022		
<b>Reporting Frequency:</b>	monthly		
<b>Monthly Period No. (since Issue Date):</b>	32	<b>(since Issue Date)</b>	
<b>Payment Date:</b>	20/01/2023		
<b>Next Payment Date</b>	20/02/2023		
<b>Monthly Period:</b>	01/12/2022	<b>until</b>	31/12/2022



**Compartment German Auto Loans 10**  
**Monthly Investor Report**

Reporting Date:	Jan 11, 2023
Payment Date:	Jan 20, 2023
Period No.:	32
Monthly Period:	Dec, 2022
Interest Period:	Dec 20, 2022 to Jan 20, 2023 = 31 days

**5. Portfolio Information**

	current period	prior period
<b>Outstanding receivables (in EUR)</b>	<b>Aggregate outstanding principal balance</b>	<b>Aggregate outstanding principal balance</b>
<b>Beginning of period</b>	223,288,323.65	251,788,021.29
Scheduled principal payments	23,121,011.56	23,392,846.68
Prepayment* principal	3,326,731.77	4,407,954.27
Prepayments* number of contracts	211	270
Repurchases* principal	305,932.84	652,114.01
Repurchases* number of contracts	21	35
<b>Total principal collections</b>	<b>26,753,676.17</b>	<b>28,452,914.96</b>
<b>Total interest collections</b>	<b>603,393.83</b>	<b>679,593.14</b>
<b>Defaulted Amounts</b>	<b>76,637.16</b>	<b>109,454.92</b>
<b>Recoveries</b>	<b>17,929.13</b>	<b>62,672.24</b>
<b>Late Recoveries</b>	<b>20,437.63</b>	<b>4,524.93</b>
<b>End of Period</b>	<b>196,475,939.45</b>	<b>223,288,323.65</b>
Current prepayment rate (annualised) in %	18.22	20.85

\* Prepayments are defined as all contracts that are early settled by the borrower and repurchases are defined as all contracts that are repurchased due to modification of contract.

**Compartment German Auto Loans 10**  
**Monthly Investor Report**

Reporting Date:	Jan 11, 2023
Payment Date:	Jan 20, 2023
Period No.:	32
Monthly Period:	Dec, 2022
Interest Period:	Dec 20, 2022 to Jan 20, 2023 = 31 days

**6. Reserves**

<b>Cash Reserve</b>		<b>in EUR</b>
Outstanding cash reserve beginning of period		3,790,000.00
Interest on cash reserve - previous period		0.00
Required cash reserve		3,790,000.00
Outstanding cash reserve end of period		3,790,000.00
<b>Commingling Reserve</b>		<b>in EUR</b>
Outstanding Commingling Reserve end of period		0.00

<b>Triggers*</b>						
<b>Reserves</b>	<b>Required Rating BMW AG</b>					<b>Trigger Breach</b>
		Fitch	S&P	Moody's	DBRS	
Commingling Reserve	Long Term	BBB	N/A	Baa1	N/A	no
	Short Term	F2	N/A	P-2	N/A	no
<b>Current Rating BMW AG</b>						
		Fitch	S&P	Moody's	DBRS	
	Long Term	N/A	A	A2	A high	
	Short Term	N/A	A-1	P-1	N/A	

\* Breach of this trigger in conjunction with any other event as set out in the Servicing Agreement and/or the Receivables Purchase Agreement will oblige BMW Bank GmbH to post additional cash collateral or change the sweep frequency (from the collections account to the issuer account) from monthly to daily.  
The Reserves will be adjusted on a monthly basis and shall be deposited in the Issuer Account and exclusively reserved to cover risks.

**Compartment German Auto Loans 10**  
**Monthly Investor Report**

Reporting Date:	Jan 11, 2023
Payment Date:	Jan 20, 2023
Period No.:	32
Monthly Period:	Dec, 2022
Interest Period:	Dec 20, 2022 to Jan 20, 2023 = 31 days

**7. Performance Data**

**Aggregate outstanding notes balance**

Beginning of period (in EUR)	185,879,090.21
End of period (in EUR)	158,573,206.87

**Ratios**

**31- 60 days past due**

	(in EUR)	(in %)
31- 60 days past due period before previous period	387,241.39	0.15
31- 60 days past due previous period	627,349.96	0.28
31- 60 days past due current period	845,882.92	0.43

**61- 90 days past due**

	(in EUR)	(in %)
61- 90 days past due period before previous period	207,344.40	0.08
61- 90 days past due previous period	247,302.89	0.11
61- 90 days past due current period	294,908.78	0.15

**Cumulative Net Loss Ratio**

	Current ratio	Trigger	Trigger breach
Cumulative Net Loss Ratio (in %)	0.19	1.00	No

**Performance data**

Number of contracts being 31 - 60 days delinquent	55
Number of contracts being 61 - 90 days delinquent	18
Balance of contracts being 31 - 60 days delinquent (in EUR)	845,882.92
Balance of contracts being 61 - 90 days delinquent (in EUR)	294,908.78
Defaulted amounts (in EUR)	76,637.16
Cumulative defaulted amounts (in EUR)	3,192,925.34
Recoveries (in EUR)	17,929.13
Cumulative recoveries (in EUR)	1,763,039.00

# Compartment German Auto Loans 10

## Monthly Investor Report

Reporting Date:	Jan 11, 2023
Payment Date:	Jan 20, 2023
Period No.:	32
Monthly Period:	Dec, 2022
Interest Period:	Dec 20, 2022 to Jan 20, 2023 = 31 days

### 8. Defaulted Amount & Recovery Amount

(as at end of Monthly Period)

Collection Period	No. of Defaulted Agreements in Collection Period	Defaulted Amount in Collection Period (in EUR)	Cumulative Defaulted Amount since Initial Cut-Off Date (in EUR)	Cumulative Amount of Purchased Receivables (in EUR)	Cumulative Gross Loss Ratio (in %)	Recovery Amount in Collection Period (in EUR)	Cumulative Recoveries since Initial Cut-Off Date (in EUR)	Cumulative Net Losses (in EUR)	Cumulative Net Loss Ratio (in %)
Apr - 20	0	n/a	n/a	756,749,990.28	n/a	n/a	n/a	n/a	n/a
May - 20	5	25.82	25.82	756,749,990.28	0.00	0.00	0.00	25.82	0.00
June - 20	12	61.27	87.09	756,749,990.28	0.00	0.00	0.00	87.09	0.00
July - 20	11	32,697.91	32,785.00	756,749,990.28	0.00	28,084.92	28,084.92	4,700.08	0.00
Aug - 20	4	16.57	32,801.57	756,749,990.28	0.00	-5.15	28,079.77	4,721.80	0.00
Sept - 20	6	9.87	32,811.44	756,749,990.28	0.00	-5.15	28,074.62	4,736.82	0.00
Oct - 20	11	51,758.83	84,570.27	756,749,990.28	0.01	40,740.50	68,815.12	15,755.15	0.00
Nov - 20	5	32,993.26	117,563.53	756,749,990.28	0.02	31,433.33	100,248.45	17,315.08	0.00
Dec - 20	4	-35.27	117,528.26	756,749,990.28	0.02	-59.05	100,189.40	17,338.86	0.00
Jan - 21	12	127,585.81	245,114.07	756,749,990.28	0.03	71,896.03	172,085.43	73,028.64	0.01
Feb - 21	7	171,454.19	416,568.26	756,749,990.28	0.06	95,984.27	268,069.70	148,498.56	0.02
Mar - 21	11	129,300.59	545,868.85	756,749,990.28	0.07	9,586.57	277,656.27	268,212.58	0.04
Apr - 21	17	187,655.60	733,524.45	756,749,990.28	0.10	56,235.55	333,891.82	399,632.63	0.05
May - 21	13	151,945.16	885,469.61	756,749,990.28	0.12	56,650.45	390,542.27	494,927.34	0.07
June - 21	18	147,990.62	1,033,460.23	756,749,990.28	0.14	82,936.44	473,478.71	559,981.52	0.07
July - 21	8	177,590.63	1,211,050.86	756,749,990.28	0.16	89,884.06	563,362.77	647,688.09	0.09
Aug - 21	9	32,825.58	1,243,876.44	756,749,990.28	0.16	10,234.29	573,597.06	670,279.38	0.09
Sept - 21	8	95,648.04	1,339,524.48	756,749,990.28	0.18	31,061.79	604,658.85	734,865.63	0.10
Oct - 21	15	159,267.83	1,498,792.31	756,749,990.28	0.20	112,360.19	717,019.04	781,773.27	0.10
Nov - 21	11	99,430.35	1,598,222.66	756,749,990.28	0.21	83,560.71	800,579.75	797,642.91	0.11
Dec - 21	11	49,459.02	1,647,681.68	756,749,990.28	0.22	46,253.21	846,832.96	800,848.72	0.11
Jan - 22	11	37,404.96	1,685,086.64	756,749,990.28	0.22	25,676.28	872,509.24	812,577.40	0.11
Feb - 22	17	167,127.59	1,852,214.23	756,749,990.28	0.24	59,125.68	931,634.92	920,579.31	0.12
Mar - 22	21	142,747.16	1,994,961.39	756,749,990.28	0.26	73,968.21	1,005,603.13	989,358.26	0.13
Apr - 22	11	182,831.29	2,177,792.68	756,749,990.28	0.29	133,559.37	1,139,162.50	1,038,630.18	0.14
May - 22	14	270,778.94	2,448,571.62	756,749,990.28	0.32	155,349.23	1,294,511.73	1,154,059.89	0.15
June - 22	14	167,962.12	2,616,533.74	756,749,990.28	0.35	138,686.67	1,433,198.40	1,183,335.34	0.16
July - 22	17	176,555.16	2,793,088.90	756,749,990.28	0.37	118,665.39	1,551,863.79	1,241,225.11	0.16
Aug - 22	20	109,058.28	2,902,147.18	756,749,990.28	0.38	68,028.84	1,619,892.63	1,282,254.55	0.17
Sept - 22	13	79,168.61	2,981,315.79	756,749,990.28	0.39	46,490.32	1,666,382.95	1,314,932.84	0.17
Oct - 22	18	25,517.47	3,006,833.26	756,749,990.28	0.40	16,054.68	1,682,437.63	1,324,395.63	0.18

**Compartment German Auto Loans 10**  
**Monthly Investor Report**

Reporting Date:	Jan 11, 2023
Payment Date:	Jan 20, 2023
Period No.:	32
Monthly Period:	Dec, 2022
Interest Period:	Dec 20, 2022 to Jan 20, 2023 = 31 days

**8. Defaulted Amount & Recovery Amount**

**(as at end of Monthly Period)**

Collection Period	No. of Defaulted Agreements in Collection Period	Defaulted Amount in Collection Period (in EUR)	Cumulative Defaulted Amount since Initial Cut-Off Date (in EUR)	Cumulative Amount of Purchased Receivables (in EUR)	Cumulative Gross Loss Ratio (in %)	Recovery Amount in Collection Period (in EUR)	Cumulative Recoveries since Initial Cut-Off Date (in EUR)	Cumulative Net Losses (in EUR)	Cumulative Net Loss Ratio (in %)
Nov - 22	30	109,454.92	3,116,288.18	756,749,990.28	0.41	62,672.24	1,745,109.87	1,371,178.31	0.18
Dec - 22	27	76,637.16	3,192,925.34	756,749,990.28	0.42	17,929.13	1,763,039.00	1,429,886.34	0.19

# Compartment German Auto Loans 10

## Monthly Investor Report

Reporting Date:	Jan 11, 2023
Payment Date:	Jan 20, 2023
Period No.:	32
Monthly Period:	Dec, 2022
Interest Period:	Dec 20, 2022 to Jan 20, 2023 = 31 days

### 9. Defaulted Amount & Recovery Amount - Loan Level Data

Applicable only if loans have defaulted. Does not include defaulted amounts less than 10.00 EUR.

	Month / Year of Default	Month / Year of Loan Origination	Initial Principal Balance (in EUR)	Principal Balance of Loan at Default (in EUR)	Recovery Total (in EUR)	Principal Balance End of Period (in EUR)	Object Type (new / used)	Vehicle Series	Customer Type (private / commercial)	Out of Deal (Month / Year)
1	Julv - 20	Jan - 20	23.341.05	23.169.28	17.274.74	5.894.54	New	1 Series	Private	
2	Oct - 20	Oct - 19	17.004.33	16.438.30	12.285.00	4.153.30	Used	4 Series	Private	
3	Oct - 20	Nov - 19	35.273.11	35.273.11	29.191.42	6.081.69	Used	2 Series	Private	
4	Nov - 20	Nov - 19	14.138.13	13.862.18	13.862.18	0.00	Used	3 Series	Private	
5	Nov - 20	Jan - 20	20.981.25	20.451.09	20.451.09	0.00	Used	Non BMW Group (incl. Motorcycles)	Commercial	
6	Jan - 21	Jan - 20	21.076.09	19.976.40	8.733.96	11.242.44	Used	5 Series	Commercial	
7	Jan - 21	Julv - 19	50.163.37	46.920.86	39.520.96	7.399.90	New	X6 Series	Commercial	
8	Jan - 21	Apr - 19	19.280.57	19.280.57	0.00	19.280.57	New	Non BMW Group (incl. Motorcycles)	Commercial	
9	Jan - 21	Mav - 19	7.892.67	6.772.90	6.772.90	0.00	Used	3 Series	Private	
10	Feb - 21	Feb - 20	20.405.55	9.152.96	-8.20	9.161.16	Used	1 Series	Commercial	
11	Feb - 21	Jan - 20	77.160.70	73.763.75	40.420.46	33.343.29	New	6 Series	Commercial	
12	Feb - 21	Julv - 19	51.151.49	47.721.20	27.852.36	19.868.84	New	5 Series	Commercial	
13	Feb - 21	Jan - 20	30.270.81	30.270.81	21.818.61	8.452.20	New	1 Series	Commercial	
14	Mar - 21	Feb - 20	42.434.40	42.111.59	0.00	42.111.59	New	3 Series	Commercial	
15	Mar - 21	Feb - 20	33.576.63	32.608.57	0.00	32.633.49	New	2 Series	Private	
16	Mar - 21	Feb - 20	40.415.34	10.723.30	10.723.30	0.00	New	3 Series	Private	
17	Mar - 21	Feb - 20	42.764.23	42.073.61	0.00	42.073.61	New	X3 Series	Commercial	
18	Apr - 21	Oct - 19	20.000.03	19.492.57	8.399.95	11.092.62	New	Non BMW Group (incl. Motorcycles)	Commercial	
19	Apr - 21	Sept - 19	19.831.69	19.321.77	8.939.41	10.382.36	New	Non BMW Group (incl. Motorcycles)	Commercial	
20	Apr - 21	Oct - 19	9.582.42	9.375.62	4.013.20	5.362.42	Used	2 Series	Commercial	
21	Apr - 21	Oct - 19	9.399.44	9.145.48	7.770.93	1.374.55	Used	1 Series	Commercial	
22	Apr - 21	Oct - 19	16.603.42	15.564.27	11.171.63	4.487.51	New	1 Series	Commercial	
23	Apr - 21	Mar - 19	10.135.33	7.567.62	7.567.62	0.00	Used	2 Series	Private	
24	Apr - 21	Feb - 20	21.510.22	19.945.20	17.123.69	2.821.51	New	Other BMW Group	Private	
25	Apr - 21	Oct - 19	27.895.63	27.326.17	27.326.17	0.00	Used	3 Series	Private	
26	Mav - 21	Sept - 19	19.831.73	19.149.35	7.013.36	12.135.99	New	Non BMW Group (incl. Motorcycles)	Commercial	
27	Mav - 21	Jan - 19	23.073.14	22.840.77	20.927.03	1.913.74	Used	4 Series	Private	
28	Mav - 21	Oct - 19	14.397.39	14.194.65	14.194.65	0.00	Used	3 Series	Private	
29	Mav - 21	Oct - 19	15.599.50	14.950.50	10.283.34	4.667.16	New	MINI	Commercial	
30	Mav - 21	Nov - 19	30.981.85	29.197.76	20.829.29	8.722.34	New	MINI	Commercial	
31	June - 21	Nov - 19	10.431.28	7.449.02	1.387.26	6.061.76	Used	X1 Series	Commercial	
32	June - 21	Nov - 19	5.372.82	4.944.84	4.384.67	560.17	Used	1 Series	Private	
33	June - 21	Nov - 19	46.155.83	39.553.10	27.943.91	11.609.19	New	2 Series	Private	
34	June - 21	Feb - 20	14.697.77	14.143.79	14.143.79	0.00	Used	3 Series	Private	
35	June - 21	Oct - 19	33.159.86	29.011.36	16.848.93	12.162.43	New	1 Series	Private	
36	June - 21	Nov - 19	11.041.35	10.575.53	967.97	9.607.56	Used	Non BMW Group (incl. Motorcycles)	Commercial	
37	June - 21	Oct - 19	15.956.93	14.923.13	0.00	14.923.13	Used	5 Series	Private	

# Compartment German Auto Loans 10

## Monthly Investor Report

Reporting Date: Jan 11, 2023  
 Payment Date: Jan 20, 2023  
 Period No.: 32  
 Monthly Period: Dec, 2022  
 Interest Period: Dec 20, 2022 to Jan 20, 2023  
 = 31 days

### 9. Defaulted Amount & Recovery Amount - Loan Level Data

Applicable only if loans have defaulted. Does not include defaulted amounts less than 10.00 EUR.

	Month / Year of Default	Month / Year of Loan Origination	Initial Principal Balance (in EUR)	Principal Balance of Loan at Default (in EUR)	Recovery Total (in EUR)	Principal Balance End of Period (in EUR)	Object Type (new / used)	Vehicle Series	Customer Type (private / commercial)	Out of Deal (Month / Year)
38	Julv - 21	Dec - 19	18.921.49	17.806.99	9.420.09	8.386.90	Used	Non BMW Group (incl. Motorcycles)	Commercial	
39	Julv - 21	Feb - 20	39.136.67	38.550.95	0.00	38.550.95	New	3 Series	Commercial	
40	Julv - 21	Dec - 19	18.882.78	17.681.56	9.330.80	8.350.76	New	Non BMW Group (incl. Motorcycles)	Commercial	
41	Julv - 21	Feb - 20	62.970.33	59.321.82	50.154.40	9.167.42	New	X5 Series	Commercial	
42	Julv - 21	Dec - 19	25.186.25	24.065.33	24.065.33	0.00	Used	X5 Series	Commercial	
43	Aug - 21	Oct - 19	23.257.73	20.606.35	13.680.88	6.925.47	Used	5 Series	Commercial	
44	Aug - 21	Dec - 19	18.882.78	7.770.37	-85.92	7.856.29	New	Non BMW Group (incl. Motorcycles)	Commercial	
45	Aug - 21	Feb - 20	7.452.68	6.943.40	0.00	6.943.40	Used	Non BMW Group (incl. Motorcycles)	Commercial	
46	Sept - 21	Julv - 19	9.664.12	7.326.27	4.642.43	2.696.72	Used	3 Series	Commercial	
47	Sept - 21	Feb - 20	45.993.04	40.724.16	22.163.56	18.560.60	New	5 Series	Commercial	
48	Sept - 21	Feb - 20	15.695.33	14.592.97	9.001.22	5.591.75	Used	3 Series	Private	
49	Oct - 21	Dec - 19	12.553.26	10.371.75	5.298.00	5.073.75	Used	5 Series	Private	
50	Oct - 21	Sept - 19	7.405.50	5.996.32	3.921.82	2.074.50	Used	3 Series	Private	
51	Oct - 21	Julv - 19	65.644.79	58.250.73	48.986.80	9.267.91	New	7 Series	Commercial	
52	Oct - 21	Feb - 19	97.630.39	15.661.76	3.873.51	11.788.25	New	5 Series	Commercial	
53	Nov - 21	Apr - 19	6.704.68	3.480.98	3.083.85	397.13	Used	MINI	Private	
54	Nov - 21	Apr - 19	21.716.71	10.775.78	10.775.78	0.00	Used	X3 Series	Private	
55	Nov - 21	Jan - 20	20.976.46	18.664.37	17.093.08	1.670.93	Used	5 Series	Commercial	
56	Nov - 21	Julv - 19	42.362.80	556.24	0.00	556.24	Used	X5 Series	Commercial	
57	Dec - 21	Nov - 19	12.756.24	10.382.62	6.314.70	4.139.87	Used	5 Series	Commercial	
58	Jan - 22	Sept - 19	14.957.39	10.050.83	7.855.08	2.264.52	Used	MINI	Commercial	
59	Feb - 22	Jan - 20	17.979.95	13.590.63	13.590.63	0.00	Used	X5 Series	Commercial	
60	Feb - 22	Dec - 19	114.189.63	97.116.16	-2.933.98	100.050.14	New	7 Series	Commercial	
61	Feb - 22	Feb - 20	28.054.22	23.430.64	23.430.64	0.00	Used	3 Series	Private	
62	Feb - 22	Nov - 19	10.469.25	7.220.09	4.349.94	2.878.84	Used	5 Series	Private	
63	Feb - 22	Oct - 19	13.569.56	10.829.65	0.00	10.829.65	Used	Other BMW Group	Private	
64	Mar - 22	Dec - 19	9.448.74	7.332.57	442.50	6.890.07	New	X1 Series	Private	
65	Mar - 22	Mar - 19	18.984.88	12.063.07	7.992.60	4.070.47	New	Non BMW Group (incl. Motorcycles)	Commercial	
66	Mar - 22	Jan - 20	34.239.56	23.594.10	23.190.66	459.56	Used	X5 Series	Commercial	
67	Mar - 22	Nov - 19	22.088.02	17.672.52	8.769.51	8.903.01	Used	Non BMW Group (incl. Motorcycles)	Commercial	
68	Mar - 22	Mar - 19	25.951.66	22.727.57	22.727.57	0.00	Used	X5 Series	Private	
69	Apr - 22	Dec - 19	18.164.92	10.385.28	9.951.98	441.05	Used	5 Series	Commercial	
70	Apr - 22	Sept - 19	2.830.89	767.66	767.66	0.00	Used	Non BMW Group (incl. Motorcycles)	Private	
71	Apr - 22	Feb - 20	48.432.44	39.520.80	25.226.46	14.294.34	Used	X5 Series	Commercial	
72	Mar - 22	Oct - 19	27.031.69	21.217.59	15.167.91	6.049.68	Used	MINI	Commercial	
73	Mar - 22	Nov - 19	44.037.68	38.228.65	0.00	38.228.65	Used	4 Series	Commercial	
74	Mar - 22	Dec - 19	24.490.05	21.698.55	19.346.11	2.502.53	New	X1 Series	Commercial	

# Compartment German Auto Loans 10

## Monthly Investor Report

Reporting Date: Jan 11, 2023  
 Payment Date: Jan 20, 2023  
 Period No.: 32  
 Monthly Period: Dec, 2022  
 Interest Period: Dec 20, 2022 to Jan 20, 2023  
 = 31 days

### 9. Defaulted Amount & Recovery Amount - Loan Level Data

Applicable only if loans have defaulted. Does not include defaulted amounts less than 10.00 EUR.

	Month / Year of Default	Month / Year of Loan Origination	Initial Principal Balance (in EUR)	Principal Balance of Loan at Default (in EUR)	Recovery Total (in EUR)	Principal Balance End of Period (in EUR)	Object Type (new / used)	Vehicle Series	Customer Type (private / commercial)	Out of Deal (Month / Year)
75	Mav - 22	Feb - 19	27.943.15	23.932.58	23.932.58	0.00	New	7 Series	Private	
76	Mav - 22	Mar - 19	30.512.52	21.219.57	21.219.57	0.00	Used	X5 Series	Commercial	
77	Mav - 22	Nov - 19	36.137.61	31.069.83	21.974.94	9.094.89	New	4 Series	Commercial	
78	Mav - 22	Feb - 20	11.434.34	6.870.85	6.870.85	0.00	Used	5 Series	Private	
79	Mav - 22	Feb - 20	21.463.30	17.458.93	17.458.93	0.00	Used	1 Series	Private	
80	June - 22	Nov - 19	9.441.44	2.954.70	2.954.70	0.00	Used	1 Series	Private	
81	June - 22	Feb - 20	17.485.55	8.152.47	8.152.47	0.00	Used	MINI	Private	
82	June - 22	Nov - 19	27.824.64	15.077.18	3.782.94	11.294.24	Used	2 Series	Commercial	
83	June - 22	Jan - 20	11.526.11	8.042.13	8.042.13	0.00	Used	Non BMW Group (incl. Motorcycles)	Commercial	
84	June - 22	Dec - 19	36.182.32	32.108.84	23.657.43	8.451.41	New	5 Series	Commercial	
85	June - 22	Apr - 19	42.345.36	30.933.45	30.933.45	0.00	New	MINI	Private	
86	June - 22	Nov - 19	52.265.42	42.023.62	39.082.34	2.941.28	New	3 Series	Private	
87	Julv - 22	Nov - 19	24.486.59	20.305.13	0.00	20.305.13	New	Other BMW Group	Private	
88	Julv - 22	Nov - 19	2.893.88	309.11	309.11	0.00	Used	Non BMW Group (incl. Motorcycles)	Private	
89	Julv - 22	Dec - 19	21.658.00	16.140.14	16.140.14	0.00	Used	1 Series	Private	
90	Julv - 22	Dec - 19	13.263.12	5.234.28	1.855.98	3.378.30	Used	2 Series	Private	
91	Julv - 22	Nov - 19	96.440.79	70.340.52	70.340.52	0.00	New	X3 Series	Commercial	
92	Julv - 22	Mav - 19	28.362.58	21.490.61	8.386.28	13.104.33	New	2 Series	Commercial	
93	Aua - 22	Feb - 20	21.654.37	11.647.80	2.095.85	9.551.95	Used	4 Series	Private	
94	Aua - 22	Jan - 20	12.154.82	4.234.35	794.15	3.440.20	Used	Non BMW Group (incl. Motorcycles)	Commercial	
95	Aua - 22	Feb - 20	37.275.08	6.854.80	0.00	6.854.80	New	MINI	Private	
96	Aua - 22	June - 19	14.732.46	9.033.71	9.033.71	0.00	Used	1 Series	Private	
97	Sept - 22	Feb - 20	90.596.45	70.803.86	44.398.34	26.405.52	New	X5 Series	Commercial	
98	Sept - 22	Feb - 20	8.566.83	6.229.01	0.00	6.229.01	Used	Non BMW Group (incl. Motorcycles)	Commercial	
99	Oct - 22	Feb - 20	30.693.01	23.202.65	18.298.84	4.903.81	New	1 Series	Private	
100	Oct - 22	Mar - 19	9.841.96	4.397.77	840.00	3.557.77	Used	X3 Series	Private	
101	Nov - 22	Apr - 19	15.647.49	9.943.37	9.943.37	0.00	Used	X3 Series	Private	
102	Nov - 22	Apr - 19	14.580.47	7.431.86	300.00	7.131.86	Used	2 Series	Private	
103	Nov - 22	Oct - 19	55.122.34	44.079.39	44.079.39	0.00	Used	Non BMW Group (incl. Motorcycles)	Commercial	
104	Nov - 22	Dec - 19	14.497.25	10.965.31	9.532.02	1.433.29	Used	MINI	Private	
105	Nov - 22	Apr - 19	10.367.54	4.032.85	0.00	4.032.85	Used	1 Series	Private	
106	Nov - 22	Sept - 19	10.402.64	6.478.82	6.478.82	0.00	Used	Non BMW Group (incl. Motorcycles)	Private	
107	Nov - 22	Mar - 19	8.072.50	2.079.57	891.22	1.188.35	Used	Other BMW Group	Private	
108	Nov - 22	June - 19	45.418.25	22.534.53	0.00	22.534.53	Used	X5 Series	Commercial	
109	Dec - 22	Mav - 19	7.856.26	1.606.34	283.07	1.323.27	Used	MINI	Commercial	
110	Dec - 22	Mav - 19	87.421.89	27.145.97	0.00	27.145.97	New	5 Series	Commercial	
111	Dec - 22	Jan - 20	38.397.95	30.170.61	0.00	30.170.61	Used	X5 Series	Commercial	



# Compartment German Auto Loans 10

## Monthly Investor Report

Reporting Date: Jan 11, 2023  
 Payment Date: Jan 20, 2023  
 Period No.: 32  
 Monthly Period: Dec, 2022  
 Interest Period: Dec 20, 2022 to Jan 20, 2023  
 = 31 days

### 9. Defaulted Amount & Recovery Amount - Loan Level Data

Applicable only if loans have defaulted. Does not include defaulted amounts less than 10.00 EUR.

	Month / Year of Default	Month / Year of Loan Origination	Initial Principal Balance (in EUR)	Principal Balance of Loan at Default (in EUR)	Recovery Total (in EUR)	Principal Balance End of Period (in EUR)	Object Type (new / used)	Vehicle Series	Customer Type (private / commercial)	Out of Deal (Month / Year)
112	Julv - 20	Apr - 19	9.839.05	9.484.92	9.484.92	0.00	Used	2 Series	Private	Sept - 20
113	Apr - 21	Nov - 19	25.221.05	24.226.19	2.595.20	21.630.99	Used	5 Series	Private	Apr - 21
114	Jan - 21	Nov - 19	35.621.04	34.662.53	28.014.82	6.647.71	Used	X6 Series	Commercial	May - 21
115	Feb - 21	Nov - 19	9.731.46	9.043.88	5.162.09	3.881.79	Used	Non BMW Group (incl. Motorcycles)	Commercial	May - 21
116	June - 21	Feb - 20	39.620.91	7.944.40	1.810.62	6.133.78	Used	X4 Series	Private	June - 21
117	Apr - 21	Mar - 19	32.741.20	31.356.14	21.921.34	9.434.80	New	4 Series	Commercial	July - 21
118	Mar - 21	Dec - 19	21.042.00	19.676.38	12.928.29	6.748.09	New	Non BMW Group (incl. Motorcycles)	Commercial	July - 21
119	Mar - 21	Nov - 19	20.893.19	19.520.94	12.459.05	7.061.89	New	Non BMW Group (incl. Motorcycles)	Commercial	July - 21
120	Sept - 21	Oct - 19	15.615.04	9.760.43	2.247.40	7.513.03	Used	3 Series	Private	Sept - 21
121	Sept - 21	Feb - 20	11.883.47	137.05	7.28	129.77	Used	7 Series	Private	Sept - 21
122	Aug - 21	Jan - 20	10.856.37	9.636.91	9.091.64	545.27	Used	MINI	Private	Nov - 21
123	Oct - 21	Dec - 19	59.161.31	51.078.62	38.177.14	12.901.48	Used	7 Series	Commercial	Dec - 21
124	Oct - 21	Nov - 19	20.560.36	17.312.70	16.735.05	577.65	Used	2 Series	Private	Dec - 21
125	Jan - 22	Nov - 19	9.755.36	7.542.29	1.358.53	6.183.76	Used	3 Series	Private	Jan - 22
126	Nov - 21	Sept - 19	41.482.97	32.886.87	32.442.09	444.78	Used	X5 Series	Commercial	Feb - 22
127	Jan - 22	Apr - 19	18.802.80	15.767.04	11.445.01	4.322.03	New	Non BMW Group (incl. Motorcycles)	Commercial	Apr - 22
128	Mar - 22	Mar - 19	28.399.87	23.054.56	18.801.61	4.252.95	Used	5 Series	Private	May - 22
129	Mar - 22	Feb - 20	18.983.29	16.163.17	7.936.29	8.226.88	Used	Non BMW Group (incl. Motorcycles)	Commercial	June - 22
130	Mar - 22	Feb - 20	19.545.29	16.631.15	11.376.29	5.254.86	Used	Non BMW Group (incl. Motorcycles)	Commercial	June - 22
131	June - 22	Feb - 20	26.140.12	263.39	69.98	193.41	Used	5 Series	Private	June - 22
132	June - 22	Nov - 19	11.804.84	132.02	27.08	104.94	Used	X3 Series	Private	June - 22
133	Apr - 22	Jan - 20	65.628.33	54.570.97	35.022.62	19.548.35	New	5 Series	Commercial	July - 22
134	Apr - 22	Nov - 19	38.597.12	28.478.77	26.567.64	1.911.13	New	MINI	Private	July - 22
135	Mar - 22	Dec - 19	88.208.23	74.541.74	42.960.98	31.580.76	New	5 Series	Commercial	July - 22
136	Mar - 22	Feb - 20	11.258.54	9.133.33	6.740.26	2.393.07	Used	3 Series	Private	Sept - 22
137	Julv - 22	Dec - 19	15.015.92	11.771.53	9.778.08	1.993.45	Used	1 Series	Private	Sept - 22
138	Julv - 22	Oct - 19	27.779.80	22.838.87	22.221.15	678.85	Used	4 Series	Private	Oct - 22
139	Aug - 22	Aug - 19	33.013.55	25.377.62	18.822.87	6.554.75	Used	X5 Series	Commercial	Oct - 22
140	Aug - 22	Julv - 19	46.126.31	34.051.95	25.328.48	8.723.47	New	MINI	Commercial	Nov - 22

**Compartment German Auto Loans 10**  
**Monthly Investor Report**

Reporting Date:	Jan 11, 2023
Payment Date:	Jan 20, 2023
Period No.:	32
Monthly Period:	Dec, 2022
Interest Period:	Dec 20, 2022 to Jan 20, 2023 = 31 days

**10. Outstanding Note Balance**

<b>1. Note Balance</b>	<b>All Notes</b>	<b>Class A</b>	<b>Class B</b>
<b>Initial Note Information</b>			
ISIN code		XS2161847269	XS2161848150
Currency		EUR	EUR
Legal final maturity		May 2027	May 2027
Rating (Fitch   Moody's   S&P   DBRS)		AAA   Aaa   N/A   N/A	N/A
Initial notes aggregate principal outstanding balance in EUR	756,750,000.00	700,000,000.00	56,750,000.00
Nominal amount per note in EUR		125,000.00	125,000.00
Initial number of notes per class in EUR		5,600	454
<b>Current Note Information</b>			
Notes aggregate principal outstanding balance in EUR - BoP	185,879,090.21	129,129,090.21	56,750,000.00
Available distribution amount in EUR	31,418,226.23		
Redemption per class in EUR		27,305,883.34	0,00
Redemption per note in EUR		4,876.05	0.00
Notes aggregate principal outstanding balance in EUR - EoP	158,573,206.87	101,823,206.87	56,750,000.00
Current pool factor		0.15	1.00
<b>2. Payments to Investor per Note</b>		<b>Class A</b>	<b>Class B</b>
Interest Type		Floating Rate	Fixed Rate
Reference Rate		1M_EURIBOR	NONE
Actual Interest Rate		1.748%	NONE
Spread		0.700%	NONE
Coupon		2.448%	1.000%
Day count fraction		Actual/360	Actual/360
Interest days		31 days	31 days
Principal outstanding per note in EUR - BoP		23,058.77	125,000.00
Principal repayment per note in EUR		4,876.05	0.00
Principal outstanding per note in EUR - EoP		18,182.72	125,000.00
Interest payment per Note in EUR		48.61	107.64

**Compartment German Auto Loans 10**  
**Monthly Investor Report**

Reporting Date:	Jan 11, 2023
Payment Date:	Jan 20, 2023
Period No.:	32
Monthly Period:	Dec, 2022
Interest Period:	Dec 20, 2022 to Jan 20, 2023 = 31 days

**10. Outstanding Note Balance**

<b>3. Credit Enhancement</b>	Initial Period (in EUR)	Initial CE (in %)	Current Period (in EUR)	Current CE (in %)
Class A	700,000,000.00	8.00	101,823,206.87	50.10
Class B	56,750,000.00	0.50	56,750,000.00	21.22
Cash Reserve (+ Overcollateralisation)	3,790,000.00	0.00	41,692,732.58	0.00

BMW Bank GmbH complies with the retention requirement of a material net economic interest in accordance with article 6 of the Securitisation Regulation. A minimum of 5.0% of the net economic interest will be retained on an ongoing basis in form of retention of the Class B Notes and Subordinated Loan.

**4. Clean-Up Call Option**

If the aggregate outstanding principal balance has been reduced to less than 10% of the aggregate outstanding principal balance at the Issue Date, the seller will have the option under the receivables purchase Agreement to acquire all outstanding purchased receivables.

Aggregate outstanding principal balance at end of period (in EUR)	196,475,939.45
Clean-Up option exercisable	No

**Compartment German Auto Loans 10**  
**Monthly Investor Report**

Reporting Date:	Jan 11, 2023
Payment Date:	Jan 20, 2023
Period No.:	32
Monthly Period:	Dec, 2022
Interest Period:	Dec 20, 2022 to Jan 20, 2023 = 31 days

**11. Original Principal Balance**

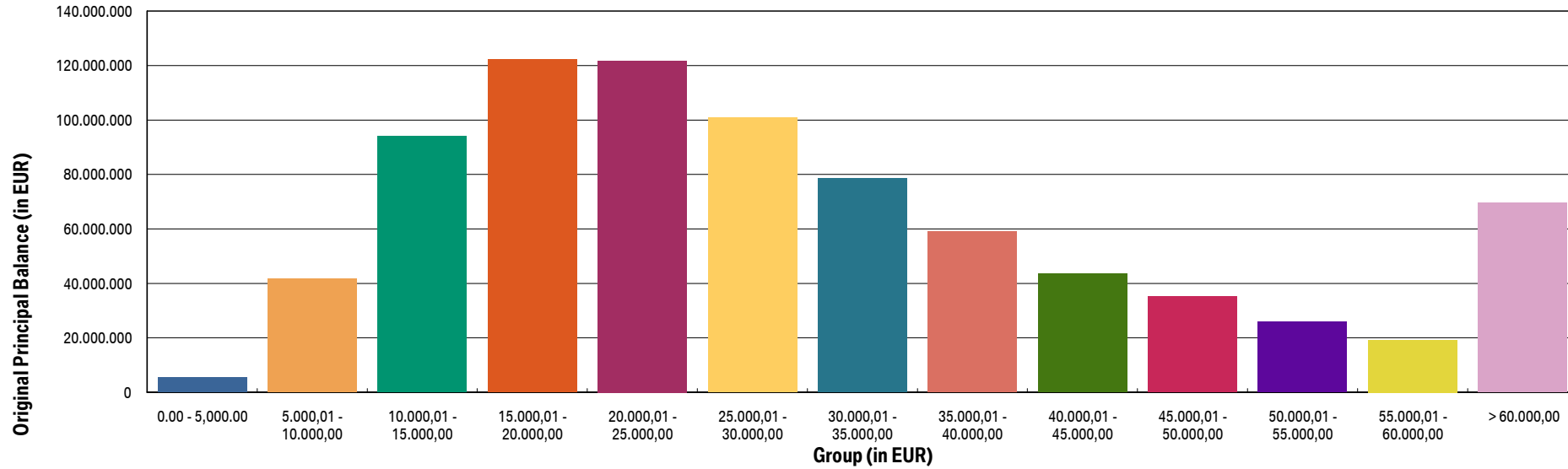
Initial Portfolio as of origination of contract

Group (in EUR) (by Original Principal Balance)	Original Principal Balance (in EUR)	Original Principal Balance (in % of total)	Number of Contracts	Number of Contracts (in % of total)
0.00 - 5.000,00	5,329,666.70	0.65	1,397	3.70
5.000,01 - 10.000,00	41,632,525.51	5.10	5,310	14.08
10.000,01 - 15.000,00	93,974,471.31	11.51	7,452	19.76
15.000,01 - 20.000,00	122,364,054.97	14.99	6,998	18.55
20.000,01 - 25.000,00	121,755,084.98	14.91	5,430	14.39
25.000,01 - 30.000,00	100,809,218.96	12.35	3,675	9.74
30.000,01 - 35.000,00	78,491,170.61	9.61	2,426	6.43
35.000,01 - 40.000,00	58,962,317.24	7.22	1,575	4.18
40.000,01 - 45.000,00	43,468,201.30	5.32	1,026	2.72
45.000,01 - 50.000,00	35,153,064.85	4.31	744	1.97
50.000,01 - 55.000,00	25,805,603.04	3.16	493	1.31
55.000,01 - 60.000,00	19,223,282.94	2.35	335	0.89
> 60.000,00	69,457,393.17	8.51	861	2.28
<b>Total</b>	<b>816,426,055.58</b>	<b>100.00</b>	<b>37,722</b>	<b>100.00</b>

Average: 21,643.24  
 Min: 692.00  
 Max: 479,000.00

**Compartment German Auto Loans 10**  
**Monthly Investor Report**

Reporting Date:	Jan 11, 2023
Payment Date:	Jan 20, 2023
Period No.:	32
Monthly Period:	Dec, 2022
Interest Period:	Dec 20, 2022 to Jan 20, 2023 = 31 days



## Compartment German Auto Loans 10

### Monthly Investor Report

Reporting Date:	Jan 11, 2023
Payment Date:	Jan 20, 2023
Period No.:	32
Monthly Period:	Dec, 2022
Interest Period:	Dec 20, 2022 to Jan 20, 2023 = 31 days

## 12. Aggregate Principal Balance

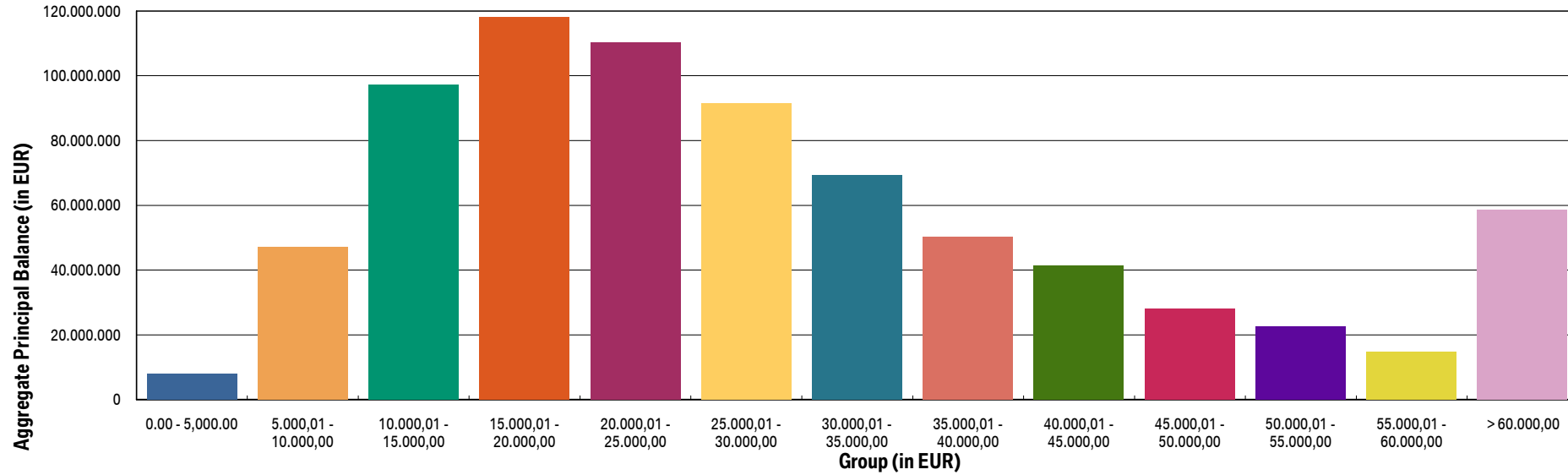
### Initial Portfolio

Group (in EUR)	Aggregate Principal Balance (in EUR)	Aggregate Principal Balance (in % of total)	Number of Contracts	Number of Contracts (in % of total)
0.00 - 5,000.00	7,886,650.60	1.04	2,311	6.13
5.000,01 - 10.000,00	47,220,759.76	6.24	6,112	16.20
10.000,01 - 15.000,00	97,244,547.15	12.85	7,763	20.58
15.000,01 - 20.000,00	118,067,966.67	15.60	6,782	17.98
20.000,01 - 25.000,00	110,171,821.44	14.56	4,932	13.07
25.000,01 - 30.000,00	91,573,664.01	12.10	3,349	8.88
30.000,01 - 35.000,00	69,182,280.45	9.14	2,142	5.68
35.000,01 - 40.000,00	50,210,892.86	6.64	1,344	3.56
40.000,01 - 45.000,00	41,360,529.81	5.47	977	2.59
45.000,01 - 50.000,00	27,930,843.02	3.69	590	1.56
50.000,01 - 55.000,00	22,527,171.84	2.98	431	1.14
55.000,01 - 60.000,00	14,807,031.59	1.96	258	0.68
> 60.000,00	58,565,831.08	7.74	731	1.94
<b>Total</b>	<b>756,749,990.28</b>	<b>100.00</b>	<b>37,722</b>	<b>100.00</b>

Average:	20,061.24
Min:	236.95
Max:	431,196.02

**Compartment German Auto Loans 10**  
**Monthly Investor Report**

Reporting Date:	Jan 11, 2023
Payment Date:	Jan 20, 2023
Period No.:	32
Monthly Period:	Dec, 2022
Interest Period:	Dec 20, 2022 to Jan 20, 2023 = 31 days



## Compartment German Auto Loans 10

### Monthly Investor Report

Reporting Date:	Jan 11, 2023
Payment Date:	Jan 20, 2023
Period No.:	32
Monthly Period:	Dec, 2022
Interest Period:	Dec 20, 2022 to Jan 20, 2023 = 31 days

### 13. Aggregate Outstanding Principal Balance

Current Portfolio

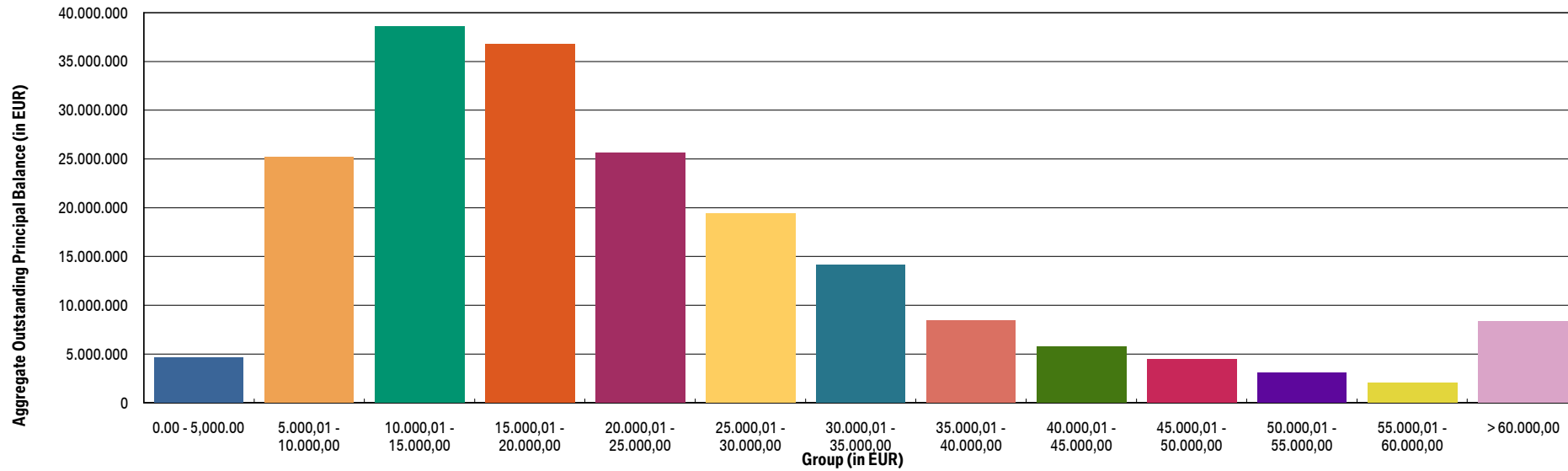
Group (in EUR)	Aggregate Outstanding Principal Balance (in EUR)	Aggregate Outstanding Principal Balance (in % of total)	Number of Contracts	Number of Contracts (in % of total)
0.00 - 5,000.00	4,610,943.05	2.35	6,241	35.16
5.000,01 - 10.000,00	25,221,740.52	12.84	3,290	18.54
10.000,01 - 15.000,00	38,573,232.15	19.63	3,122	17.59
15.000,01 - 20.000,00	36,793,455.01	18.73	2,129	11.99
20.000,01 - 25.000,00	25,640,093.43	13.05	1,153	6.50
25.000,01 - 30.000,00	19,405,291.05	9.88	713	4.02
30.000,01 - 35.000,00	14,123,298.41	7.19	438	2.47
35.000,01 - 40.000,00	8,455,218.34	4.30	228	1.28
40.000,01 - 45.000,00	5,800,361.65	2.95	137	0.77
45.000,01 - 50.000,00	4,444,001.09	2.26	94	0.53
50.000,01 - 55.000,00	3,033,958.47	1.54	58	0.33
55.000,01 - 60.000,00	2,009,933.24	1.02	35	0.20
> 60.000,00	8,364,413.04	4.26	112	0.63
<b>Total</b>	<b>196,475,939.45</b>	<b>100.00</b>	<b>17,750</b>	<b>100.00</b>

WA:	11,069.07
Min:	0.00
Max:	165,723.99



**Compartment German Auto Loans 10**  
**Monthly Investor Report**

Reporting Date: Jan 11, 2023  
 Payment Date: Jan 20, 2023  
 Period No.: 32  
 Monthly Period: Dec, 2022  
 Interest Period: Dec 20, 2022 to Jan 20, 2023  
 = 31 days



**Compartment German Auto Loans 10**  
**Monthly Investor Report**

Reporting Date:	Jan 11, 2023
Payment Date:	Jan 20, 2023
Period No.:	32
Monthly Period:	Dec, 2022
Interest Period:	Dec 20, 2022 to Jan 20, 2023 = 31 days

**14. Down Payments**

Current Portfolio

Group (in EUR)	Aggregate Principal Balance (in EUR)	Aggregate Principal Balance (in % of total)	Number of Contracts	Number of Contracts (in % of total)
No Down Payment	51,558,622.20	26.24	4,844	27.29
<=1000	3,606,309.37	1.84	380	2.14
1.000,01 - 2.000,00	10,623,874.77	5.41	1,055	5.94
2.000,01 - 3.000,00	13,873,073.15	7.06	1,359	7.66
3.000,01 - 4.000,00	11,155,435.02	5.68	1,180	6.65
4.000,01 - 5.000,00	17,949,462.69	9.14	1,718	9.68
5.000,01 - 6.000,00	9,973,044.41	5.08	942	5.31
6.000,01 - 7.000,00	7,900,955.32	4.02	793	4.47
7.000,01 - 8.000,00	8,397,543.43	4.27	733	4.13
8.000,01 - 9.000,00	4,852,995.27	2.47	441	2.48
9.000,01 - 10.000,00	15,487,686.60	7.88	1,271	7.16
10.000,01 - 11.000,00	3,425,880.58	1.74	256	1.44
11.000,01 - 12.000,00	5,007,809.84	2.55	363	2.05
12.000,01 - 13.000,00	3,036,463.41	1.55	244	1.37
13.000,01 - 14.000,00	3,006,232.83	1.53	242	1.36
14.000,01 - 15.000,00	6,647,788.12	3.38	503	2.83
> 15.000,00	19,972,762.44	10.17	1,426	8.03
<b>Total</b>	<b>196,475,939.45</b>	<b>100.00</b>	<b>17,750</b>	<b>100.00</b>

Minimum Down Payment: 32.22  
 Maximum Down Payment: 88,869.26  
 Average Down Payment: 5,944.04  
 Average Down Payment (customers  
 that made a Down Payment) 8,175.01

**Compartment German Auto Loans 10**  
**Monthly Investor Report**

Reporting Date:	Jan 11, 2023
Payment Date:	Jan 20, 2023
Period No.:	32
Monthly Period:	Dec, 2022
Interest Period:	Dec 20, 2022 to Jan 20, 2023 = 31 days

**15. Borrower Concentration**
Current Portfolio

Borrower (Top 20)	Aggregate Outstanding Principal Balance (in EUR)	Aggregate Outstanding Principal Balance (in % of total)	Number of Contracts	Number of Contracts (in % of total)
1	218,566.77	0.11	5	0.03
2	181,452.15	0.09	6	0.03
3	165,723.99	0.08	1	0.01
4	125,031.54	0.06	1	0.01
5	121,081.00	0.06	2	0.01
6	119,487.00	0.06	5	0.03
7	110,772.68	0.06	1	0.01
8	108,645.23	0.06	1	0.01
9	108,317.61	0.06	4	0.02
10	104,407.11	0.05	1	0.01
11	103,925.27	0.05	1	0.01
12	100,555.11	0.05	2	0.01
13	98,482.65	0.05	1	0.01
14	97,159.15	0.05	1	0.01
15	95,901.69	0.05	1	0.01
16	95,831.62	0.05	1	0.01
17	93,327.65	0.05	1	0.01
18	91,989.55	0.05	1	0.01
19	90,138.25	0.05	1	0.01
20	89,745.91	0.05	1	0.01
<b>Total</b>	<b>2,320,541.93</b>	<b>1.18</b>	<b>38</b>	<b>0.21</b>

<b>Total Portfolio Balance</b>	<b>196,475,939.45</b>
--------------------------------	-----------------------

**Compartment German Auto Loans 10**  
**Monthly Investor Report**

Reporting Date:	Jan 11, 2023
Payment Date:	Jan 20, 2023
Period No.:	32
Monthly Period:	Dec, 2022
Interest Period:	Dec 20, 2022 to Jan 20, 2023 = 31 days

**16. Geographical Distribution**

Initial Portfolio

Post code area	Aggregate Principal Balance (in EUR)	Aggregate Principal Balance (in % of total)	Number of Contracts	Number of contracts (in % of total)
post code area 0	38,850,001.51	5.13	1,901	5.04
post code area 1	44,833,286.47	5.92	2,079	5.51
post code area 2	66,006,642.23	8.72	3,381	8.96
post code area 3	64,483,561.52	8.52	3,393	8.99
post code area 4	93,951,938.62	12.42	4,661	12.36
post code area 5	93,083,643.97	12.30	4,639	12.30
post code area 6	97,251,597.39	12.85	4,794	12.71
post code area 7	93,531,479.67	12.36	4,788	12.69
post code area 8	101,531,504.39	13.42	4,840	12.83
post code area 9	63,226,334.51	8.35	3,246	8.61
<b>Total</b>	<b>756,749,990.28</b>	<b>100.00</b>	<b>37,722</b>	<b>100.00</b>

**Compartment German Auto Loans 10**  
**Monthly Investor Report**

Reporting Date:	Jan 11, 2023
Payment Date:	Jan 20, 2023
Period No.:	32
Monthly Period:	Dec, 2022
Interest Period:	Dec 20, 2022 to Jan 20, 2023 = 31 days

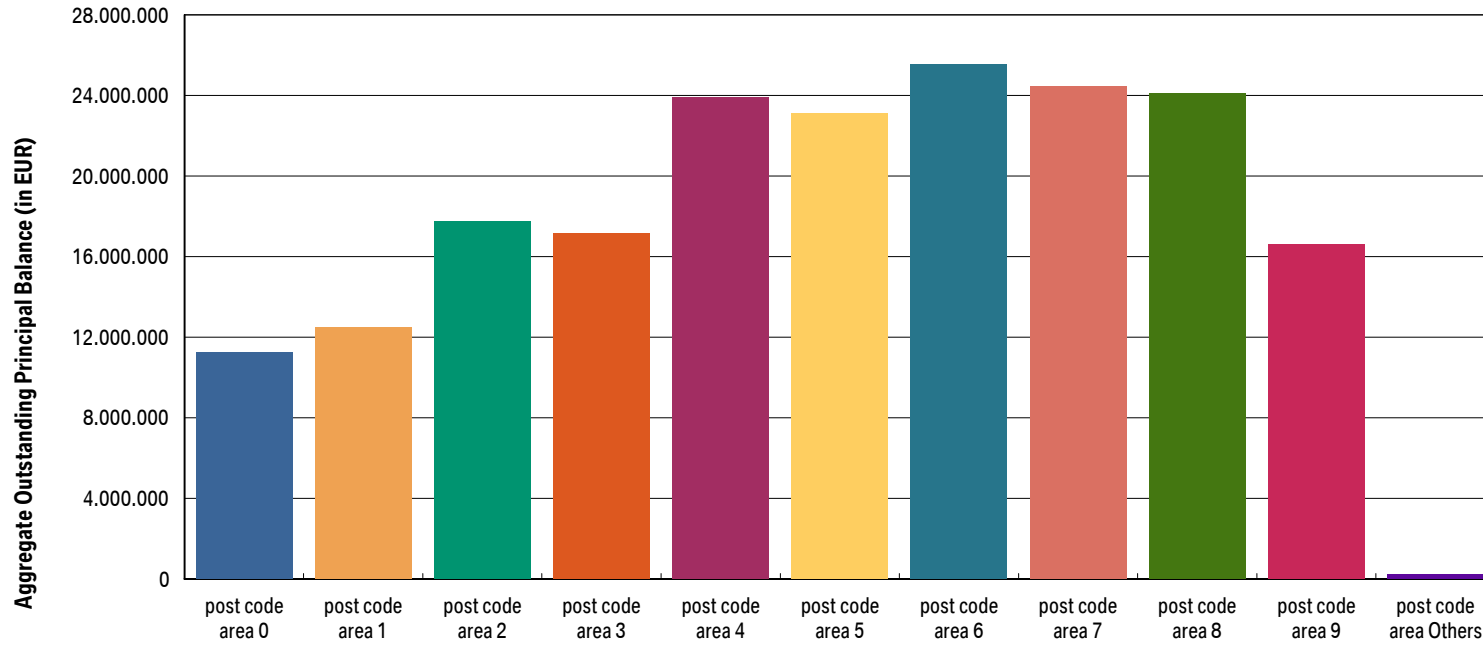
**16. Geographical Distribution**

Current Portfolio

Post code area	Aggregate Outstanding Principal Balance (in EUR)	Aggregate Outstanding Principal Balance (in % of total)	Number of Contracts	Number of Contracts (in % of total)
post code area 0	11,224,337.38	5.71	1,002	5.65
post code area 1	12,497,810.67	6.36	1,026	5.78
post code area 2	17,730,688.65	9.02	1,605	9.04
post code area 3	17,157,596.51	8.73	1,570	8.85
post code area 4	23,906,241.95	12.17	2,188	12.33
post code area 5	23,088,528.46	11.75	2,136	12.03
post code area 6	25,524,042.10	12.99	2,280	12.85
post code area 7	24,424,720.96	12.43	2,180	12.28
post code area 8	24,093,201.50	12.26	2,208	12.44
post code area 9	16,612,437.96	8.46	1,533	8.64
post code area Others	216,333.31	0.11	22	0.12
<b>Total</b>	<b>196,475,939.45</b>	<b>100.00</b>	<b>17,750</b>	<b>100.00</b>

**Compartment German Auto Loans 10**  
**Monthly Investor Report**

Reporting Date: Jan 11, 2023  
 Payment Date: Jan 20, 2023  
 Period No.: 32  
 Monthly Period: Dec, 2022  
 Interest Period: Dec 20, 2022 to Jan 20, 2023  
 = 31 days



**Compartment German Auto Loans 10**  
**Monthly Investor Report**

Reporting Date:	Jan 11, 2023
Payment Date:	Jan 20, 2023
Period No.:	32
Monthly Period:	Dec, 2022
Interest Period:	Dec 20, 2022 to Jan 20, 2023 = 31 days

**17. Car Type & Customer Group**

Initial Portfolio

Car Type	Aggregate Principal Balance (in EUR)	Aggregate Principal Balance (in % of total)	Number of Contracts	Number of Contracts (in % of total)
New	335,116,134.69	44.28	11,663	30.92
Used	421,633,855.59	55.72	26,059	69.08
<b>Total</b>	<b>756,749,990.28</b>	<b>100.00</b>	<b>37,722</b>	<b>100.00</b>

Customer Group	Aggregate Principal Balance (in EUR)	Aggregate Principal Balance (in % of total)	Number of Contracts	Number of Contracts (in % of total)
Commercial	201,230,905.65	26.59	6,703	17.77
Private Individual	555,519,084.63	73.41	31,019	82.23
<b>Total</b>	<b>756,749,990.28</b>	<b>100.00</b>	<b>37,722</b>	<b>100.00</b>

**Compartment German Auto Loans 10**  
**Monthly Investor Report**

Reporting Date:	Jan 11, 2023
Payment Date:	Jan 20, 2023
Period No.:	32
Monthly Period:	Dec, 2022
Interest Period:	Dec 20, 2022 to Jan 20, 2023 = 31 days

**17. Car Type & Customer Group**

Current Portfolio

Car Type	Aggregate Outstanding Principal Balance (in EUR)	Aggregate Outstanding Principal Balance (in % of total)	Number of Contracts	Number of Contracts (in % of total)
New	88,315,898.21	44.95	5,953	33.54
Used	108,160,041.24	55.05	11,797	66.46
<b>Total</b>	<b>196,475,939.45</b>	<b>100.00</b>	<b>17,750</b>	<b>100.00</b>

Customer Group	Aggregate Outstanding Principal Balance (in EUR)	Aggregate Outstanding Principal Balance (in % of total)	Number of Contracts	Number of Contracts (in % of total)
Commercial	51,250,253.50	26.08	3,279	18.47
Private Individual	145,225,685.95	73.92	14,471	81.53
<b>Total</b>	<b>196,475,939.45</b>	<b>100.00</b>	<b>17,750</b>	<b>100.00</b>



**Compartment German Auto Loans 10**  
**Monthly Investor Report**

Reporting Date:	Jan 11, 2023
Payment Date:	Jan 20, 2023
Period No.:	32
Monthly Period:	Dec, 2022
Interest Period:	Dec 20, 2022 to Jan 20, 2023 = 31 days

**18. Delinquencies**

Initial Portfolio

Days past due	Aggregate Principal Balance (in EUR)	Aggregate Principal Balance (in % of total)	Number of Contracts	Number of Contracts (in % of total)
1 - 30	0.00	0.00	0	0.00
31 - 60	0.00	0.00	0	0.00
61 - 90	0.00	0.00	0	0.00
91 - 120	0.00	0.00	0	0.00
> 120	0.00	0.00	0	0.00
<b>Total</b>	<b>0.00</b>	<b>0.00</b>	<b>0</b>	<b>0.00</b>

Current Portfolio

Days past due	Aggregate Outstanding Principal Balance (in EUR)	Aggregate Outstanding Principal Balance (in % of total)	Number of Contracts	Number of Contracts (in % of total)
1 - 30	3,594,784.75	1.83	225	1.27
31 - 60	845,882.92	0.43	55	0.31
61 - 90	294,908.78	0.15	18	0.10
91 - 120	214,272.05	0.11	5	0.03
> 120	333,455.29	0.17	17	0.10
<b>Total</b>	<b>5,283,303.79</b>	<b>2.69</b>	<b>320</b>	<b>1.80</b>

# Compartment German Auto Loans 10

## Monthly Investor Report

Reporting Date:	Jan 11, 2023
Payment Date:	Jan 20, 2023
Period No.:	32
Monthly Period:	Dec, 2022
Interest Period:	Dec 20, 2022 to Jan 20, 2023 = 31 days

### 18a. Delinquencies Analysis

Monthly Period	Performing (in EUR)	31-60 days past due (in EUR)	61-90 days past due (in EUR)	91-120 days past due (in EUR)	>120 days past due (in EUR)
May - 20	740,146,949.11	0.00	0.00	0.00	0.00
June - 20	721,601,816.33	81,700.12	0.00	0.00	0.00
July - 20	702,612,687.82	106,686.13	35,273.11	0.00	0.00
Aug - 20	685,455,355.70	361,688.55	19,280.57	35,273.11	0.00
Sept - 20	667,716,114.78	438,609.04	13,862.18	19,280.57	35,273.11
Oct - 20	649,487,622.84	408,556.54	248,670.34	13,862.18	19,280.57
Nov - 20	633,277,295.15	466,919.20	125,202.22	179,324.75	19,280.57
Dec - 20	616,721,711.71	423,890.74	159,378.65	146,384.96	194,048.99
Jan - 21	600,408,319.26	327,871.44	254,322.36	103,905.97	263,829.04
Feb - 21	584,165,357.73	368,512.07	65,093.19	45,394.00	276,428.93
Mar - 21	565,512,841.44	530,716.30	183,014.52	118,391.06	193,808.00
Apr - 21	549,388,019.17	358,620.58	152,904.24	116,069.33	195,743.64
May - 21	533,126,810.32	670,246.41	251,050.24	81,906.87	179,931.35
June - 21	517,248,993.91	158,793.08	86,906.27	172,626.42	217,250.93
July - 21	502,076,058.86	387,902.89	53,874.55	73,790.78	165,549.74
Aug - 21	487,882,448.83	523,483.94	90,296.05	35,459.00	157,837.75
Sept - 21	472,283,391.31	352,728.67	242,416.34	44,494.03	106,555.25
Oct - 21	456,362,435.16	473,102.60	143,378.45	115,165.90	44,275.68
Nov - 21	440,286,664.48	450,825.48	121,943.54	95,274.44	115,165.90
Dec - 21	424,201,447.58	508,329.84	111,650.63	41,367.45	203,386.75
Jan - 22	407,524,216.02	680,411.77	149,856.88	75,723.11	222,087.20
Feb - 22	389,650,520.19	587,126.14	123,717.51	51,678.35	138,866.80
Mar - 22	370,554,425.76	736,739.87	229,589.16	135,952.97	79,267.15
Apr - 22	354,510,969.27	623,060.52	210,676.81	117,640.21	148,964.74
May - 22	337,847,957.35	449,468.28	168,441.53	70,812.56	110,631.37
June - 22	321,231,507.62	857,696.39	233,543.68	81,491.76	104,306.01
July - 22	305,435,724.16	735,446.23	190,936.92	111,129.12	104,824.30
Aug - 22	289,839,542.06	493,762.50	339,853.46	102,185.72	144,703.82
Sept - 22	275,724,246.74	562,207.26	163,795.87	221,799.42	183,549.68



**Compartment German Auto Loans 10**

**Monthly Investor Report**

Reporting Date:	Jan 11, 2023
Payment Date:	Jan 20, 2023
Period No.:	32
Monthly Period:	Dec, 2022
Interest Period:	Dec 20, 2022 to Jan 20, 2023 = 31 days

**18a. Delinquencies Analysis**

Monthly Period	Performing (in EUR)	31-60 days past due (in EUR)	61-90 days past due (in EUR)	91-120 days past due (in EUR)	>120 days past due (in EUR)
Oct - 22	250,703,892.42	387,241.39	207,344.40	142,961.29	346,581.79
Nov - 22	221,962,058.17	627,349.96	247,302.89	149,092.63	302,520.00
Dec - 22	194,787,420.41	845,882.92	294,908.78	214,272.05	333,455.29

**Compartment German Auto Loans 10**  
**Monthly Investor Report**

Reporting Date:	Jan 11, 2023
Payment Date:	Jan 20, 2023
Period No.:	32
Monthly Period:	Dec, 2022
Interest Period:	Dec 20, 2022 to Jan 20, 2023 = 31 days

**19. Seasoning**

Initial Portfolio

Group (in months)	Aggregate Principal Balance (in EUR)	Aggregate Principal Balance (in % of total)	Number of Contracts	Number of Contracts (in % of total)
<= 6	556,910,313.05	73.59	26,186	69.42
> 6 - <= 12	145,292,998.53	19.20	8,164	21.64
> 12 - <= 24	54,546,678.70	7.21	3,372	8.94
> 24 - <= 36	0.00	0.00	0	0.00
> 36 - <= 42	0.00	0.00	0	0.00
> 42 - <= 48	0.00	0.00	0	0.00
> 48 - <= 53	0.00	0.00	0	0.00
> 53	0.00	0.00	0	0.00
<b>Total</b>	<b>756,749,990.28</b>	<b>100.00</b>	<b>37,722</b>	<b>100.00</b>

WA Seasoning (in months): 5.81

Min (in months): 2.00

Max (in months): 15.00

**Compartment German Auto Loans 10**  
**Monthly Investor Report**

Reporting Date:	Jan 11, 2023
Payment Date:	Jan 20, 2023
Period No.:	32
Monthly Period:	Dec, 2022
Interest Period:	Dec 20, 2022 to Jan 20, 2023 = 31 days

**19. Seasoning**

Current Portfolio

Group (in months)	Aggregate Outstanding Principal Balance (in EUR)	Aggregate Outstanding Principal Balance (in % of total)	Number of Contracts	Number of Contracts (in % of total)
<= 6	0.00	0.00	0	0.00
> 6 - <= 12	0.00	0.00	0	0.00
> 12 - <= 24	0.00	0.00	0	0.00
> 24 - <= 36	108,996,908.93	55.48	8,917	50.24
> 36 - <= 42	69,255,417.27	35.25	7,278	41.00
> 42 - <= 48	18,223,613.25	9.28	1,555	8.76
> 48 - <= 53	0.00	0.00	0	0.00
> 53	0.00	0.00	0	0.00
<b>Total</b>	<b>196,475,939.45</b>	<b>100.00</b>	<b>17,750</b>	<b>100.00</b>

WA Seasoning (in months): 37.01  
 Min (in months): 34.00  
 Max (in months): 47.00

**Compartment German Auto Loans 10**  
**Monthly Investor Report**

Reporting Date:	Jan 11, 2023
Payment Date:	Jan 20, 2023
Period No.:	32
Monthly Period:	Dec, 2022
Interest Period:	Dec 20, 2022 to Jan 20, 2023 = 31 days

**20. Remaining Term**

Initial Portfolio

Group (in months)	Aggregate Principal Balance (in EUR)	Aggregate Principal Balance (in % of total)	Number of Contracts	Number of Contracts (in % of total)
<= 6	201,572.62	0.03	94	0.25
> 6 - <= 12	4,391,327.43	0.58	762	2.02
> 12 - <= 24	70,971,230.05	9.38	5,717	15.16
> 24 - <= 36	315,095,332.69	41.64	15,804	41.90
> 36 - <= 42	45,678,105.76	6.04	2,266	6.01
> 42 - <= 48	106,127,537.84	14.02	4,747	12.58
> 48 - <= 53	38,957,331.30	5.15	1,628	4.32
> 53	175,327,552.59	23.17	6,704	17.77
<b>Total</b>	<b>756,749,990.28</b>	<b>100.00</b>	<b>37,722</b>	<b>100.00</b>

WA Remaining Term (in months): 39.31  
 Min (in months): 3.00  
 Max (in months): 60.00

**Compartment German Auto Loans 10**  
**Monthly Investor Report**

Reporting Date:	Jan 11, 2023
Payment Date:	Jan 20, 2023
Period No.:	32
Monthly Period:	Dec, 2022
Interest Period:	Dec 20, 2022 to Jan 20, 2023 = 31 days

**20. Remaining Term**

Current Portfolio

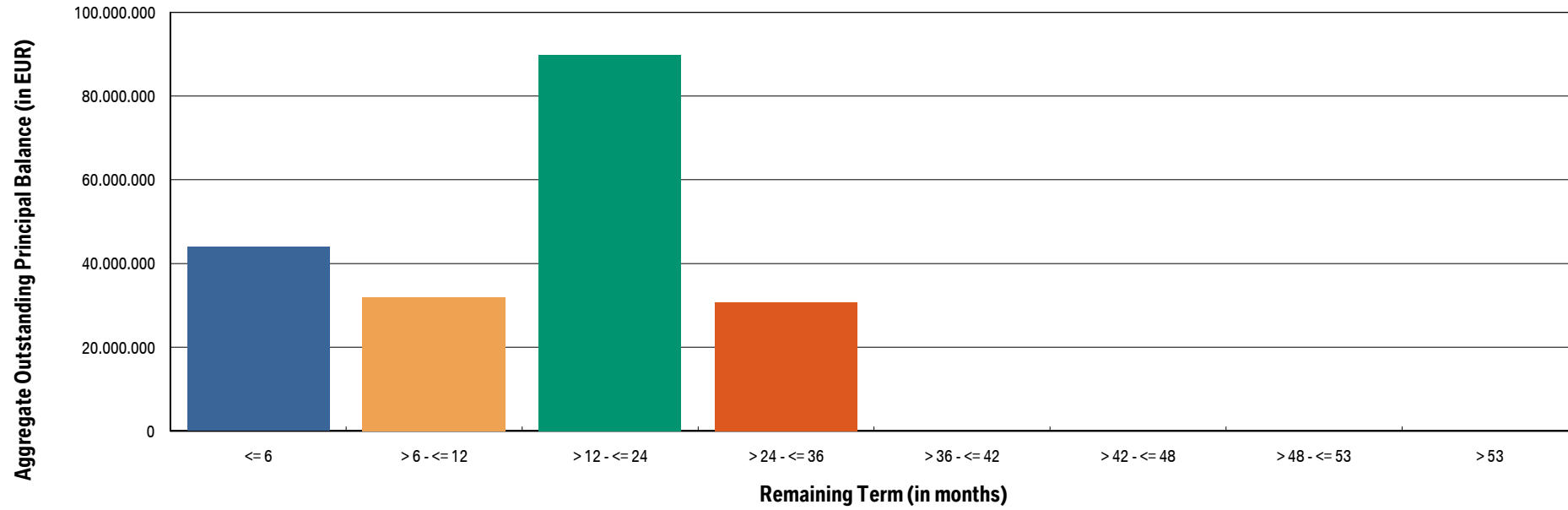
Group (in months)	Aggregate Outstanding Principal Balance (in EUR)	Aggregate Outstanding Principal Balance (in % of total)	Number of Contracts	Number of Contracts (in % of total)
<= 6	43,972,996.10	22.38	8,181	46.09
> 6 - <= 12	31,960,109.52	16.27	2,388	13.45
> 12 - <= 24	89,831,575.83	45.72	5,510	31.04
> 24 - <= 36	30,711,258.00	15.63	1,671	9.41
> 36 - <= 42	0.00	0.00	0	0.00
> 42 - <= 48	0.00	0.00	0	0.00
> 48 - <= 53	0.00	0.00	0	0.00
> 53	0.00	0.00	0	0.00
<b>Total</b>	<b>196,475,939.45</b>	<b>100.00</b>	<b>17,750</b>	<b>100.00</b>

WA Remaining Term (in months): 15.13  
 Min (in months): 0.00  
 Max (in months): 28.00



**Compartment German Auto Loans 10**  
**Monthly Investor Report**

Reporting Date:	Jan 11, 2023
Payment Date:	Jan 20, 2023
Period No.:	32
Monthly Period:	Dec, 2022
Interest Period:	Dec 20, 2022 to Jan 20, 2023 = 31 days





**Compartment German Auto Loans 10**  
**Monthly Investor Report**

Reporting Date:	Jan 11, 2023
Payment Date:	Jan 20, 2023
Period No.:	32
Monthly Period:	Dec, 2022
Interest Period:	Dec 20, 2022 to Jan 20, 2023 = 31 days

**21. Original Term**

Initial Portfolio

Group (in months)	Aggregate Principal Balance (in EUR)	Aggregate Principal Balance (in % of total)	Number of Contracts	Number of Contracts (in % of total)
<= 6	0.00	0.00	0	0.00
> 6 - <= 12	546,875.52	0.07	201	0.53
> 12 - <= 24	35,448,344.86	4.68	3,671	9.73
> 24 - <= 36	339,574,369.69	44.87	17,623	46.72
> 36 - <= 42	4,975,210.35	0.66	319	0.85
> 42 - <= 48	137,182,258.92	18.13	6,473	17.16
> 48 - <= 53	471,148.34	0.06	26	0.07
> 53	238,551,782.60	31.52	9,409	24.94
<b>Total</b>	<b>756,749,990.28</b>	<b>100.00</b>	<b>37,722</b>	<b>100.00</b>

WA Original Term (in months): 45.11  
 Min (in months): 10.00  
 Max (in months): 72.00

**Compartment German Auto Loans 10**  
**Monthly Investor Report**

Reporting Date:	Jan 11, 2023
Payment Date:	Jan 20, 2023
Period No.:	32
Monthly Period:	Dec, 2022
Interest Period:	Dec 20, 2022 to Jan 20, 2023 = 31 days

**21. Original Term**

Current Portfolio

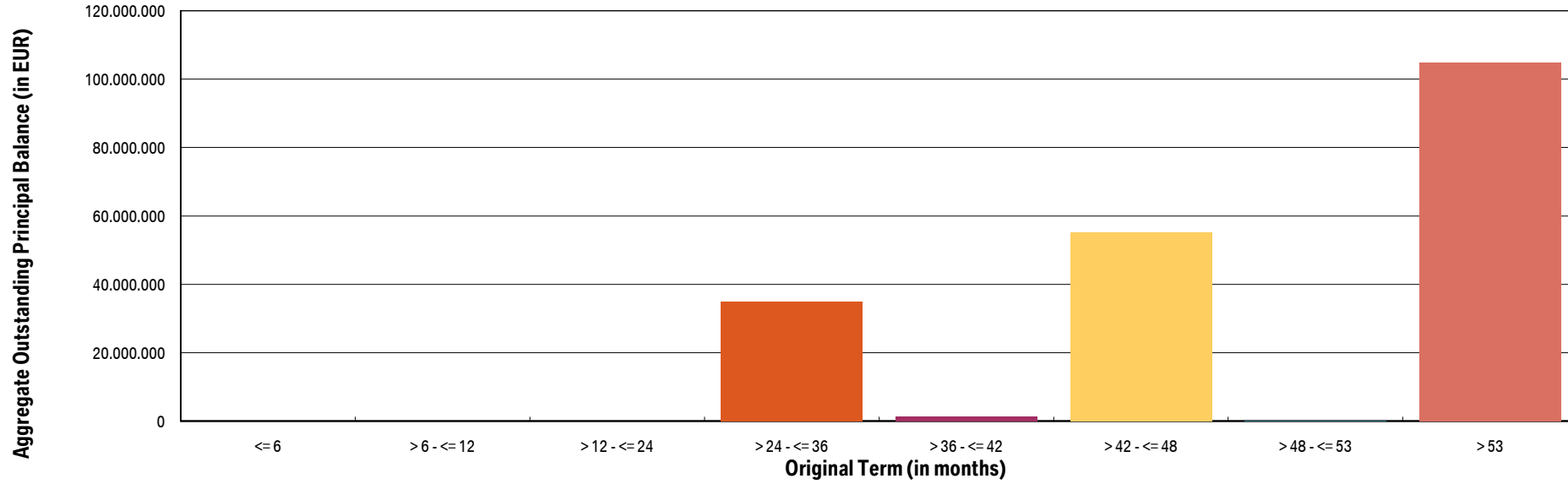
Group (in months)	Aggregate Outstanding Principal Balance (in EUR)	Aggregate Outstanding Principal Balance (in % of total)	Number of Contracts	Number of Contracts (in % of total)
<= 6	0.00	0.00	0	0.00
> 6 - <= 12	0.00	0.00	0	0.00
> 12 - <= 24	8,729.84	0.00	25	0.14
> 24 - <= 36	34,880,382.81	17.75	6,774	38.16
> 36 - <= 42	1,441,357.13	0.73	180	1.01
> 42 - <= 48	55,132,847.72	28.06	4,390	24.73
> 48 - <= 53	130,945.98	0.07	15	0.08
> 53	104,881,675.97	53.38	6,366	35.86
<b>Total</b>	<b>196,475,939.45</b>	<b>100.00</b>	<b>17,750</b>	<b>100.00</b>

WA Original Term (in months): 52.19  
 Min (in months): 24.00  
 Max (in months): 72.00



**Compartment German Auto Loans 10**  
**Monthly Investor Report**

Reporting Date:	Jan 11, 2023
Payment Date:	Jan 20, 2023
Period No.:	32
Monthly Period:	Dec, 2022
Interest Period:	Dec 20, 2022 to Jan 20, 2023 = 31 days



## Compartment German Auto Loans 10

### Monthly Investor Report

Reporting Date:	Jan 11, 2023
Payment Date:	Jan 20, 2023
Period No.:	32
Monthly Period:	Dec, 2022
Interest Period:	Dec 20, 2022 to Jan 20, 2023 = 31 days

## 22. Vehicle Class

### Initial Portfolio

Group	Aggregate Principal Balance (in EUR)	Aggregate Principal Balance (in % of total)	Number of Contracts	Number of Contracts (in % of total)
BMW 1 Series	81,155,731.24	10.72	5,849	15.51
BMW 2 Series	71,886,124.85	9.50	3,619	9.59
BMW 3 Series	79,744,521.82	10.54	4,363	11.57
BMW 4 Series	38,571,273.34	5.10	1,479	3.92
BMW 5 Series	78,362,132.65	10.36	3,328	8.82
BMW 6 Series	7,578,626.86	1.00	225	0.60
BMW 7 Series	10,686,781.25	1.41	306	0.81
BMW 8 Series	5,236,824.78	0.69	60	0.16
BMW X1 Series	59,974,674.85	7.93	3,086	8.18
BMW X2 Series	11,803,094.62	1.56	424	1.12
BMW X3 Series	57,049,166.87	7.54	2,131	5.65
BMW X4 Series	19,362,123.87	2.56	598	1.59
BMW X5 Series	50,884,586.13	6.72	1,324	3.51
BMW X6 Series	12,816,775.25	1.69	342	0.91
BMW X7 Series	4,930,197.20	0.65	62	0.16
BMW Z Series	10,848,458.06	1.43	385	1.02
BMW i Series	6,755,491.79	0.89	267	0.71
MINI	96,136,863.83	12.70	6,100	16.17
Non BMW Group Models (incl. Motorcycles)	34,176,626.66	4.52	1,867	4.95
Other BMW Group (incl. Motorcycles)	18,789,914.36	2.48	1,907	5.06
<b>Total</b>	<b>756,749,990.28</b>	<b>100.00</b>	<b>37,722</b>	<b>100.00</b>

**Compartment German Auto Loans 10**  
**Monthly Investor Report**

Reporting Date:	Jan 11, 2023
Payment Date:	Jan 20, 2023
Period No.:	32
Monthly Period:	Dec, 2022
Interest Period:	Dec 20, 2022 to Jan 20, 2023 = 31 days

**22. Vehicle Class**
Current Portfolio

Group	Aggregate Outstanding Principal Balance (in EUR)	Aggregate Outstanding Principal Balance (in % of total)	Number of Contracts	Number of Contracts (in % of total)
BMW 1 Series	19,904,709.96	10.13	2,717	15.31
BMW 2 Series	18,727,087.34	9.53	1,797	10.12
BMW 3 Series	20,365,938.11	10.37	1,998	11.26
BMW 4 Series	10,231,406.85	5.21	693	3.90
BMW 5 Series	22,300,940.96	11.35	1,600	9.01
BMW 6 Series	1,883,737.02	0.96	100	0.56
BMW 7 Series	2,819,289.42	1.43	133	0.75
BMW 8 Series	1,874,931.66	0.95	38	0.21
BMW X1 Series	17,642,544.85	8.98	1,633	9.20
BMW X2 Series	3,422,455.81	1.74	241	1.36
BMW X3 Series	16,255,990.06	8.27	1,097	6.18
BMW X4 Series	5,214,646.38	2.65	294	1.66
BMW X5 Series	13,898,279.32	7.07	652	3.67
BMW X6 Series	3,687,691.30	1.88	155	0.87
BMW X7 Series	1,379,683.24	0.70	36	0.20
BMW Z Series	2,059,407.17	1.05	167	0.94
BMW i Series	1,756,656.57	0.89	148	0.83
MINI	21,427,389.43	10.91	2,901	16.34
Non BMW Group Models (incl. Motorcycles)	9,854,113.84	5.02	907	5.11
Other BMW Group (incl. Motorcycles)	1,769,040.16	0.90	443	2.50
<b>Total</b>	<b>196,475,939.45</b>	<b>100.00</b>	<b>17,750</b>	<b>100.00</b>

**Compartment German Auto Loans 10**  
**Monthly Investor Report**

Reporting Date:	Jan 11, 2023
Payment Date:	Jan 20, 2023
Period No.:	32
Monthly Period:	Dec, 2022
Interest Period:	Dec 20, 2022 to Jan 20, 2023 = 31 days

**23. Payment Type**

Initial Portfolio:

Group	Aggregate Principal Balance (in EUR)	Aggregate Principal Balance (in % of total)	Number of Contracts	Number of Contracts (in % of total)
Direct debit	755,724,731.49	99.86	37,679	99.89
Self payment	1,025,258.79	0.14	43	0.11
<b>Total</b>	<b>756,749,990.28</b>	<b>100.00</b>	<b>37,722</b>	<b>100.00</b>

Current Portfolio

Group	Aggregate Outstanding Principal Balance (in EUR)	Aggregate Outstanding Principal Balance (in % of total)	Number of Contracts	Number of Contracts (in % of total)
Direct debit	193,994,375.40	98.74	17,548	98.86
Self payment	2,481,564.05	1.26	202	1.14
<b>Total</b>	<b>196,475,939.45</b>	<b>100.00</b>	<b>17,750</b>	<b>100.00</b>



**Compartment German Auto Loans 10**  
**Monthly Investor Report**

Reporting Date:	Jan 11, 2023
Payment Date:	Jan 20, 2023
Period No.:	32
Monthly Period:	Dec, 2022
Interest Period:	Dec 20, 2022 to Jan 20, 2023 = 31 days

**24. Interest Rates**

Weighted Average Nominal Interest Rate (in %)		
Aggregate Principal Balance (Initial)	756,749,990.28	3.32
Aggregate Outstanding Principal Balance	196,475,939.45	3.37

**Compartment German Auto Loans 10**  
**Monthly Investor Report**

Reporting Date:	Jan 11, 2023
Payment Date:	Jan 20, 2023
Period No.:	32
Monthly Period:	Dec, 2022
Interest Period:	Dec 20, 2022 to Jan 20, 2023 = 31 days

**25. Credit Type**

Initial Portfolio

Credit Type	Aggregate Principal Balance (in EUR)	Aggregate Principal Balance (in % of total)	Number of Contracts	Number of Contracts (in % of total)
Balloon	747,953,979.62	98.84	36,385	96.46
Equal Instalment Loan	8,796,010.66	1.16	1,337	3.54
<b>Total</b>	<b>756,749,990.28</b>	<b>100.00</b>	<b>37,722</b>	<b>100.00</b>

Current Portfolio

Credit Type	Aggregate Outstanding Principal Balance (in EUR)	Aggregate Outstanding Principal Balance (in % of total)	Number of Contracts	Number of Contracts (in % of total)
Balloon	195,712,648.84	99.61	17,432	98.21
Equal Instalment Loan	763,290.61	0.39	318	1.79
<b>Total</b>	<b>196,475,939.45</b>	<b>100.00</b>	<b>17,750</b>	<b>100.00</b>



**Compartment German Auto Loans 10**  
**Monthly Investor Report**

Reporting Date:	Jan 11, 2023
Payment Date:	Jan 20, 2023
Period No.:	32
Monthly Period:	Dec, 2022
Interest Period:	Dec 20, 2022 to Jan 20, 2023 = 31 days

**26. Contracts per Customer**

Initial Portfolio

Group	Aggregate Principal Balance (in EUR)	Aggregate Principal Balance (in % of total)	Number of Contracts	Number of Contracts (in % of total)
1	724,380,586.58	95.72	36,591	97.00
2 - 4	26,859,922.86	3.55	952	2.52
5 - 7	3,218,258.38	0.43	89	0.24
8 - 10	326,566.45	0.04	26	0.07
> 10	1,964,656.01	0.26	64	0.17
<b>Total</b>	<b>756,749,990.28</b>	<b>100.00</b>	<b>37,722</b>	<b>100.00</b>

Current Portfolio

Group	Aggregate Principal Balance (in EUR)	Aggregate Principal Balance (in % of total)	Number of Contracts	Number of Contracts (in % of total)
1	192,317,972.98	97.88	17,492	98.55
2 - 4	3,777,714.42	1.92	233	1.31
5 - 7	380,252.05	0.19	25	0.14
8 - 10	0.00	0.00	0	0.00
> 10	0.00	0.00	0	0.00
<b>Total</b>	<b>196,475,939.45</b>	<b>100.00</b>	<b>17,750</b>	<b>100.00</b>

**Compartment German Auto Loans 10**  
**Monthly Investor Report**

Reporting Date:	Jan 11, 2023
Payment Date:	Jan 20, 2023
Period No.:	32
Monthly Period:	Dec, 2022
Interest Period:	Dec 20, 2022 to Jan 20, 2023 = 31 days

**27. Amortisation**

Initial Portfolio

Period	Principal Balance (in EUR)
	756,749,990.28
1	747,284,150.21
2	737,791,273.70
3	728,264,986.54
4	718,711,535.81
5	709,130,456.80
6	699,537,583.26
7	689,921,537.42
8	680,279,765.60
9	670,377,327.40
10	660,211,792.26
11	649,963,053.12
12	639,845,968.29
13	629,719,269.72
14	619,491,825.35
15	609,576,998.09
16	599,601,717.70
17	589,644,361.50
18	577,535,834.69
19	565,480,782.53
20	553,402,724.33
21	539,097,447.91
22	522,150,647.75
23	505,899,957.67
24	490,470,791.84
25	474,407,402.05
26	458,142,852.87
27	442,825,967.72
28	427,600,260.77
29	415,485,297.93
30	380,019,947.98

Current Portfolio

Period	Principal Balance in EUR	Reduction in EUR
	196,475,939.45	
1	171,753,134.85	24,722,804.60
2	154,050,574.47	17,702,560.38
3	149,895,934.53	4,154,639.94
4	145,930,383.52	3,965,551.01
5	141,538,938.52	4,391,445.00
6	137,366,489.20	4,172,449.32
7	133,217,541.09	4,148,948.11
8	128,920,854.88	4,296,686.21
9	125,298,988.13	3,621,866.75
10	116,140,336.75	9,158,651.38
11	107,032,284.46	9,108,052.29
12	97,811,808.21	9,220,476.25
13	89,753,157.51	8,058,650.70
14	79,958,320.29	9,794,837.22
15	75,704,423.96	4,253,896.33
16	72,214,617.15	3,489,806.81
17	68,578,259.02	3,636,358.13
18	64,526,850.57	4,051,408.45
19	60,931,840.53	3,595,010.04
20	57,355,474.82	3,576,365.71
21	54,597,100.50	2,758,374.32
22	43,299,643.60	11,297,456.90
23	31,865,085.98	11,434,557.62
24	19,955,269.61	11,909,816.37
25	9,702,334.36	10,252,935.25
26	890.13	9,701,444.23
27	355.45	534.68
28	0.00	355.45
29	0.00	0.00
30	0.00	0.00

**Compartment German Auto Loans 10**  
**Monthly Investor Report**

Reporting Date:	Jan 11, 2023
Payment Date:	Jan 20, 2023
Period No.:	32
Monthly Period:	Dec, 2022
Interest Period:	Dec 20, 2022 to Jan 20, 2023 = 31 days

**27. Amortisation**

Initial Portfolio

Period	Principal Balance (in EUR)
31	340,159,419.42
32	303,483,138.49
33	269,153,961.86
34	240,139,443.71
35	233,332,615.30
36	226,972,057.57
37	219,949,590.01
38	213,498,160.86
39	206,981,816.24
40	200,393,388.75
41	194,596,293.22
42	180,889,998.88
43	167,116,177.88
44	153,183,310.70
45	140,387,024.45
46	125,235,883.79
47	118,472,482.67
48	112,603,579.13
49	106,724,904.66
50	100,357,831.84
51	94,395,480.90
52	88,701,913.00
53	84,191,051.06
54	66,340,359.61
55	48,581,532.40
56	30,608,549.97
57	15,138,249.31
58	4,297.72
59	1,886.86
60	0.00

Current Portfolio

Period	Principal Balance in EUR	Reduction in EUR
31	0.00	0.00
32	0.00	0.00
33	0.00	0.00
34	0.00	0.00
35	0.00	0.00
36	0.00	0.00
37	0.00	0.00
38	0.00	0.00
39	0.00	0.00
40	0.00	0.00
41	0.00	0.00
42	0.00	0.00
43	0.00	0.00
44	0.00	0.00
45	0.00	0.00
46	0.00	0.00
47	0.00	0.00
48	0.00	0.00
49	0.00	0.00
50	0.00	0.00
51	0.00	0.00
52	0.00	0.00
53	0.00	0.00
54	0.00	0.00
55	0.00	0.00
56	0.00	0.00
57	0.00	0.00
58	0.00	0.00
59	0.00	0.00
60	0.00	0.00

**Compartment German Auto Loans 10**  
**Monthly Investor Report**

Reporting Date:	Jan 11, 2023
Payment Date:	Jan 20, 2023
Period No.:	32
Monthly Period:	Dec, 2022
Interest Period:	Dec 20, 2022 to Jan 20, 2023 = 31 days

**28. Priority of Payments**

**All values in EUR**

Available Distribution Amount	+	31,418,226.23
Taxes	-	0.00
Trustee Payment	-	0.00
Senior Expenses	-	1,258.33
Swap Net Payment	-	0.00
Class A Interest	-	272,216.00
Class B Interest	-	48,868.56
Cash Reserve	-	3,790,000.00
Principal Class A	-	27,305,883.34
Principal Class B	-	0.00
Swap Termination Event	-	0.00
Subordinated Loan Interest	-	0.00
Subordinated Loan Principal	-	0.00
Seller	-	0.00

**Compartment German Auto Loans 10**  
**Monthly Investor Report**

Reporting Date:	Jan 11, 2023
Payment Date:	Jan 20, 2023
Period No.:	32
Monthly Period:	Dec, 2022
Interest Period:	Dec 20, 2022 to Jan 20, 2023 = 31 days

**29. Transaction Costs**

<b>Cost Category (in EUR)</b>	<b>Class A</b>	<b>Class B</b>	<b>Subordinated Loan</b>	<b>Total</b>
Senior Expenses				1,258.33
Interest accrued for the Period	272,216.00	48,868.56	12,232.01	333,316.57
Interest payments for the Period	272,216.00	48,868.56	0.00	321,084.56
Cumulative Interest Payments	2,837,520.00	1,525,939.40	0.00	4,363,459.40
Unpaid Interest for the Period	0.00	0.00	12,232.01	12,232.01
Cumulative Unpaid Interest	0.00	0.00	172,915.38	172,915.38

**Compartment German Auto Loans 10**

**Monthly Investor Report**

Reporting Date:	Jan 11, 2023
Payment Date:	Jan 20, 2023
Period No.:	32
Monthly Period:	Dec, 2022
Interest Period:	Dec 20, 2022 to Jan 20, 2023 = 31 days

**30. Ratings**

	Fitch	S&P	Moody's	DBRS
<b>Notes - current ratings</b>				
Class A	AAA	N/A	Aaa	N/A
Class B	N/A	N/A	N/A	N/A

		Fitch	S&P	Moody's	DBRS	Trigger Breached	
<b>Transaction Parties - current ratings</b>							
	BMW AG	long term	N/A	A	A2	A high	no
		short term	N/A	A-1	P-1	N/A	no
<b>Issuer Account Bank:</b>	The Bank of New York Mellon	long term	AA+	N/A	Aa1	N/A	no
		short term	F1+	N/A	P-1	N/A	no
<b>Swap Provider:</b>	Skandinaviska Enskilda Banken AB	long term	AA	N/A	Aa3	N/A	no
		short term	F1+	N/A	P-1	N/A	no

		Fitch	S&P	Moody's	DBRS	
<b>Transaction Parties - required ratings</b>						
	BMW AG	long term	BBB	N/A	Baa1	N/A
		short term	F2	N/A	P-2	N/A
<b>Issuer Account Bank:</b>	The Bank of New York Mellon	long term	A	N/A	A2	N/A
		short term	F1	N/A	P-1	N/A
<b>Swap Provider:</b>	Skandinaviska Enskilda Banken AB	long term	A	N/A	Baa1	N/A
		short term	F1	N/A	N/A	N/A

**Compartment German Auto Loans 10**

**Monthly Investor Report**

Reporting Date:	Jan 11, 2023
Payment Date:	Jan 20, 2023
Period No.:	32
Monthly Period:	Dec, 2022
Interest Period:	Dec 20, 2022 to Jan 20, 2023 = 31 days

**31. Swap Counterparty Data**

<b>Swap Counterparty Data</b>	
Swap counterparty provider	Skandinaviska Enskilda Banken AB (publ)
Swap termination event	No

<b>Swap Data</b>	
Swap type	Fixed floating interest rate swap
Notional amount (in EUR)	129,129,090.21
Fixed rate (in %)	-0.4924
Floating rate (Euribor in %)	1.7480
Net swap payments (in EUR) (- from SPV / + to SPV)	247,353.95