

**BMW
GROUP**



ROLLS-ROYCE
MOTOR CARS LTD

Bavarian Sky S.A., Compartment German Auto Leases 6

Monthly Investor Report - May 2023

Bavarian Sky S.A., Compartment German Auto Leases 6

Monthly Investor Report

| | |
|------------------|--|
| Reporting Date: | June 09, 2023 |
| Payment Date: | June 20, 2023 |
| Period No.: | 23 |
| Monthly Period: | May, 2023 |
| Interest Period: | May 22, 2023 to June 20, 2023 = 29 days |

Index

1. Contact Information
2. Reporting Contact Details
3. Counterparty History
4. Overview Dates
5. Portfolio Information
6. Replenishment Fund / Reserves
7. Performance Data
8. Defaulted Amount & Recovery Amount
- 8.a Defaulted Amount & Recovery Amount -Lease Level Data
- 8.b Defaulted Amount & Recovery Amount -Lease Level Data (Out of Deal)
9. Outstanding Notes Balance
10. Initial Aggregate Lease Balance
11. Aggregate Discounted Lease Balance
12. Lessee Concentration
13. Geographical Distribution
14. Object Type
15. Delinquencies
16. Seasoning
17. Remaining Term
18. Original Term
19. Vehicle Class
20. Payment Type
21. Contracts per Lessee
22. Amortisation
23. Priority of Payments
24. Transaction Costs
25. Ratings
26. Swap Information

Bavarian Sky S.A., Compartment German Auto Leases 6
Monthly Investor Report

| | |
|------------------|--|
| Reporting Date: | June 09, 2023 |
| Payment Date: | June 20, 2023 |
| Period No.: | 23 |
| Monthly Period: | May, 2023 |
| Interest Period: | May 22, 2023 to June 20, 2023 = 29 days |

1. Contact Information

Issuer: **Bavarian Sky S.A.**
Acting in respect of its Compartment German Auto Leases 6
287-289 route d'Arlon
L-1150 Luxembourg
Grand Duchy of Luxembourg
Attn.: The Directors
LU-BavarianSky@intertrustgroup.com
+352 26 56 31 71

Corporate Administrator: **Intertrust (Luxembourg) S.à r.l.**
6, Rue Eugène Ruppert
L-2453 Luxembourg
Luxembourg
Attn.: BUO - Capital Markets
LU-BavarianSky@intertrustgroup.com
+352 26 44 91

Originator/Servicer: **BMW Bank GmbH**
Lilienthalallee 26
80939 Munich
Germany
Attn.: ABS Servicing Team
abs.bmwgroup@bmw.de

Calculation Agent: **The Bank of New York Mellon**
160 Queen Victoria Street
EC4V 4AL London
United Kingdom
Attn.: BNYM Structured Finance Team 8
BNYM.Structured.Finance.Team.8@bnymellon.com

Bavarian Sky S.A., Compartment German Auto Leases 6
Monthly Investor Report

| | |
|------------------|--|
| Reporting Date: | June 09, 2023 |
| Payment Date: | June 20, 2023 |
| Period No.: | 23 |
| Monthly Period: | May, 2023 |
| Interest Period: | May 22, 2023 to June 20, 2023 = 29 days |

1. Contact Information**Paying Agent:**

The Bank of New York Mellon
160 Queen Victoria Street
EC4V 4AL London
United Kingdom
Attn.: BNYM Structured Finance Team 8
BNYM.Structured.Finance.Team.8@bnymellon.com

Issuer Account Bank:

The Bank of New York Mellon
Friedrich-Ebert-Anlage 49, Messeturm
60327 Frankfurt am Main
Germany
Attn.: BNYM Structured Finance Team 8
BNYM.Structured.Finance.Team.8@bnymellon.com

Trustee:

BNY MELLON CORPORATE TRUSTEE SERVICES LIMITED
160 Queen Victoria Street
EC4V 4AL London
United Kingdom
Attn.: BNYM Structured Finance Team 8
BNYM.Structured.Finance.Team.8@bnymellon.com

Data Trustee:

The Bank of New York Mellon
Friedrich-Ebert-Anlage 49, Messeturm
60327 Frankfurt am Main
Germany
Attn.: BNYM Structured Finance Team 8
BNYM.Structured.Finance.Team.8@bnymellon.com



Bavarian Sky S.A., Compartment German Auto Leases 6
Monthly Investor Report

| | |
|------------------|--|
| Reporting Date: | June 09, 2023 |
| Payment Date: | June 20, 2023 |
| Period No.: | 23 |
| Monthly Period: | May, 2023 |
| Interest Period: | May 22, 2023 to June 20, 2023 = 29 days |

1. Contact Information

Swap Counterparty:

DZ BANK AG
Deutsche Zentral-Genossenschaftsbank
60265 Frankfurt am Main
Germany
confirmations.otcderivatives@dzbank.de



Bavarian Sky S.A., Compartment German Auto Leases 6
Monthly Investor Report

| | |
|------------------|--|
| Reporting Date: | June 09, 2023 |
| Payment Date: | June 20, 2023 |
| Period No.: | 23 |
| Monthly Period: | May, 2023 |
| Interest Period: | May 22, 2023 to June 20, 2023 = 29 days |

2. Reporting Contact Details

Contact for Investor Reporting:

BMW Bank GmbH
Lilienthalallee 26
80939 Munich
Germany
Attn.: BMW Bank - ABS Servicing Team
abs.bmwgroup@bmw.de
+49-89-382-42480/-53070



Bavarian Sky S.A., Compartment German Auto Leases 6
Monthly Investor Report

| | |
|------------------|--|
| Reporting Date: | June 09, 2023 |
| Payment Date: | June 20, 2023 |
| Period No.: | 23 |
| Monthly Period: | May, 2023 |
| Interest Period: | May 22, 2023 to June 20, 2023 = 29 days |

3. Counterparty History

Replacement Party to be added if applicable

Bavarian Sky S.A., Compartment German Auto Leases 6
Monthly Investor Report

| | |
|------------------|--|
| Reporting Date: | June 09, 2023 |
| Payment Date: | June 20, 2023 |
| Period No.: | 23 |
| Monthly Period: | May, 2023 |
| Interest Period: | May 22, 2023 to June 20, 2023 = 29 days |

4. Overview Dates

| | | | |
|-------------------------------------|---------------|---|---------------|
| Initial Cut-Off Date: | June 30, 2021 | Revolving Period End Date (including): | July 20, 2022 |
| Issue Date: | July 20, 2021 | Legal Maturity Date: | July 20, 2029 |
| Reporting Date: | June 09, 2023 | | |
| Investor Reporting Date: | June 16, 2023 | | |
| Interest Determination Date: | May 17, 2023 | | |
| Reporting Frequency: | monthly | | |
| Monthly Period No.: | 23 | (since Issue Date) | |
| Payment Date: | June 20, 2023 | | |
| Next Payment Date: | July 20, 2023 | | |
| Monthly Period: | May 01, 2023 | until | May 31, 2023 |

Bavarian Sky S.A., Compartment German Auto Leases 6
Monthly Investor Report

| | |
|------------------|--|
| Reporting Date: | June 09, 2023 |
| Payment Date: | June 20, 2023 |
| Period No.: | 23 |
| Monthly Period: | May, 2023 |
| Interest Period: | May 22, 2023 to June 20, 2023 = 29 days |

5. Portfolio Information

| | current period | prior period |
|---|---|---|
| Outstanding receivables (in EUR) | Aggregate Discounted Lease Balance | Aggregate Discounted Lease Balance |
| Beginning of period | 408,067,843.94 | 449,928,393.93 |
| Scheduled Principal payments | 37,548,378.69 | 39,255,152.64 |
| Repurchases* principal | 2,031,267.76 | 2,186,659.23 |
| Repurchases* number of contracts | 2,212 | 2,110 |
| Total principal collections | 39,579,646.45 | 41,441,811.87 |
| Total interest collections | 1,346,435.69 | 1,487,848.16 |
| Unpaid Interest | -28,449.08 | -31,906.04 |
| Defaulted Amounts | 399,958.93 | 386,832.08 |
| Recoveries | 12,956.17 | 17,346.42 |
| Additional Lease Receivables amount | 0.00 | 0.00 |
| End of Period | 368,059,789.48 | 408,067,843.94 |
| Current repurchase rate (annualised) | 5.81% | 5.68% |

Repurchases include all contracts repurchased due to early terminations or financial changes

Bavarian Sky S.A., Compartment German Auto Leases 6
Monthly Investor Report

| | |
|------------------|--|
| Reporting Date: | June 09, 2023 |
| Payment Date: | June 20, 2023 |
| Period No.: | 23 |
| Monthly Period: | May, 2023 |
| Interest Period: | May 22, 2023 to June 20, 2023 = 29 days |

6. Replenishment Fund / Reserves

| Replenishment Fund | in EUR |
|--|---------------|
| Outstanding replenishment fund beginning of period | 0.00 |
| Interest on replenishment fund - previous period | 0.00 |
| Additional Lease Receivables | 0.00 |
| Outstanding replenishment fund end of period | 0.00 |

| Cash Reserve | in % | in EUR |
|--|-------------|---------------|
| Outstanding cash reserve beginning of period | | 4,620,000.00 |
| Interest on cash reserve - previous period | | 0.00 |
| Required cash reserve | | 4,620,000.00 |
| Outstanding cash reserve end of period | | 4,620,000.00 |

Bavarian Sky S.A., Compartment German Auto Leases 6
Monthly Investor Report

| | |
|------------------|--|
| Reporting Date: | June 09, 2023 |
| Payment Date: | June 20, 2023 |
| Period No.: | 23 |
| Monthly Period: | May, 2023 |
| Interest Period: | May 22, 2023 to June 20, 2023 = 29 days |

6. Replenishment Fund / Reserves (Cont')

| Additional Reserves Triggers* | | | | | | | | |
|-------------------------------|---------------|---------|------------------------|-----|---------|------|-----|----------------|
| Reserves | Current ratio | Trigger | Required Rating BMW AG | | | | | Trigger Breach |
| | | | Fitch | S&P | Moody's | DBRS | | |
| Commingling Reserve | N/A | N/A | Long Term | BBB | BBB | N/A | N/A | no |
| | | | Short Term | F2 | N/A | N/A | N/A | |

| Additional Reserves | in EUR |
|---|--------|
| Outstanding Commingling Reserve end of period | 0.00 |
| Outstanding end of period | 0.00 |

* Breach of this trigger in conjunction with any other event as set out in the Servicing Agreement and/or the Lease Receivables Purchase Agreement will oblige BMW Bank GmbH to post additional cash collateral or change the sweep frequency (from the collections account to the issuer account) from monthly to daily.
 The Reserves will be adjusted on a monthly basis and shall be deposited in the Issuer Account and exclusively reserved to cover risks.

Bavarian Sky S.A., Compartment German Auto Leases 6
Monthly Investor Report

| | |
|------------------|--|
| Reporting Date: | June 09, 2023 |
| Payment Date: | June 20, 2023 |
| Period No.: | 23 |
| Monthly Period: | May, 2023 |
| Interest Period: | May 22, 2023 to June 20, 2023 = 29 days |

7. Performance Data
Aggregate outstanding notes balance

| | |
|----------------------------|----------------|
| Beginning of period in EUR | 392,631,167.42 |
| End of period in EUR | 351,778,012.67 |

| Ratios | in EUR | in % |
|--|---------------|-------------|
| 31- 60 days past due | | |
| 31- 60 days past due period before previous period | 568,890.13 | 0.13 |
| 31- 60 days past due previous period | 365,531.80 | 0.09 |
| 31- 60 days past due current period | 494,252.46 | 0.13 |
| 61- 90 days past due | | |
| 61- 90 days past due period before previous period | 281,833.64 | 0.06 |
| 61- 90 days past due previous period | 357,516.33 | 0.09 |
| 61- 90 days past due current period | 185,607.48 | 0.05 |

| Performance data | | |
|---|--------------|--|
| Number of contracts being 31 - 60 days delinquent | 92 | |
| Number of contracts being 61 - 90 days delinquent | 36 | |
| Balance in EUR of contracts being 31 - 60 days delinquent | 494,252.46 | |
| Balance in EUR of contracts being 61 - 90 days delinquent | 185,607.48 | |
| Defaulted amounts in EUR | 399,958.93 | |
| Cumulative defaulted amounts in EUR | 6,631,580.47 | |
| Recoveries in EUR | 12,956.17 | |
| Cumulative recoveries in EUR | 107,764.63 | |

Bavarian Sky S.A., Compartment German Auto Leases 6

Monthly Investor Report

Reporting Date: June 09, 2023
 Payment Date: June 20, 2023
 Period No.: 23
 Monthly Period: May, 2023
 Interest Period: May 22, 2023 to June 20, 2023
 = 29 days

8. Defaulted Amount & Recovery Amount

| Collection Period | | Number of Defaulted Agreements in Collection Period | Defaulted Amount in Collection Period | Aggregate Defaulted Amount Since Initial Cut-Off Date | Number of Tolerance Write-Off's* | Tolerance Write-Off Amount* | Aggregate Tolerance Write-Off Amount Since Initial Cut-Off Date * | Purchased Amount of New Receivables | Aggregate Amount of Purchased Receivables | Cum. Default Ratio (in % of Aggr. Amount of Purch. Rec.) | Recovery | Recovery Total | Recovery Total (in % of Aggr. Defaulted Amount) |
|-------------------|----|---|---------------------------------------|---|----------------------------------|-----------------------------|---|-------------------------------------|---|--|-----------|----------------|---|
| June - 21 | 1 | 0 | n/a | n/a | n/a | n/a | n/a | 923,899,980.12 | 923,899,980.12 | n/a | n/a | n/a | n/a |
| July - 21 | 2 | 0 | 0.00 | 0.00 | 0 | 0.00 | 0.00 | 41,364,779.80 | 965,264,759.92 | 0.00% | 0.00 | 0.00 | 0.00% |
| Aug - 21 | 3 | 2 | 4,237.96 | 4,237.96 | 0 | 0.00 | 0.00 | 43,380,322.25 | 1,008,645,082.17 | 0.00% | 0.00 | 0.00 | 0.00% |
| Sept - 21 | 4 | 14 | 24,829.78 | 29,067.74 | 12 | 19.06 | 19.06 | 44,665,983.49 | 1,053,311,065.66 | 0.00% | -870.17 | -870.17 | -2.99% |
| Oct - 21 | 5 | 15 | 10,742.52 | 39,810.26 | 9 | 18.34 | 37.40 | 45,809,100.36 | 1,099,120,166.02 | 0.00% | 0.00 | -870.17 | -2.19% |
| Nov - 21 | 6 | 32 | 72,532.40 | 112,342.66 | 19 | 30.98 | 68.38 | 47,402,935.37 | 1,146,523,101.39 | 0.01% | 1,040.88 | 170.71 | 0.15% |
| Dec - 21 | 7 | 50 | 147,649.74 | 259,992.40 | 28 | 89.63 | 158.01 | 49,639,398.32 | 1,196,162,499.71 | 0.02% | 624.65 | 795.36 | 0.31% |
| Jan - 22 | 8 | 44 | 162,736.84 | 422,729.24 | 9 | 21.86 | 179.87 | 50,072,494.39 | 1,246,234,994.10 | 0.03% | 2,785.49 | 3,580.85 | 0.85% |
| Feb - 22 | 9 | 29 | 84,155.04 | 506,884.28 | 15 | 45.32 | 225.19 | 52,710,043.38 | 1,298,945,037.48 | 0.04% | -8.98 | 3,571.87 | 0.70% |
| Mar - 22 | 10 | 43 | 222,034.88 | 728,919.16 | 13 | 50.90 | 276.09 | 55,382,186.90 | 1,354,327,224.38 | 0.05% | 1,206.14 | 4,778.01 | 0.66% |
| Apr - 22 | 11 | 59 | 314,919.82 | 1,043,838.98 | 20 | 18.12 | 294.21 | 56,535,814.16 | 1,410,863,038.54 | 0.07% | 4,426.69 | 9,204.70 | 0.88% |
| May - 22 | 12 | 61 | 134,562.19 | 1,178,401.17 | 34 | 162.72 | 456.93 | 42,131,637.11 | 1,452,994,675.65 | 0.08% | 4,212.28 | 13,416.98 | 1.14% |
| June - 22 | 13 | 277 | 117,200.88 | 1,295,602.05 | 16 | 48.21 | 505.14 | 59,188,975.67 | 1,512,183,651.32 | 0.09% | 12,024.58 | 25,441.56 | 1.96% |
| July - 22 | 14 | 715 | 465,011.09 | 1,760,613.14 | 32 | 49.44 | 554.58 | 0.00 | 1,512,183,651.32 | 0.12% | 4,346.61 | 29,788.17 | 1.69% |
| Aug - 22 | 15 | 1,189 | 509,788.38 | 2,270,401.52 | 27 | 89.78 | 644.36 | 0.00 | 1,512,183,651.32 | 0.15% | 3,100.39 | 32,888.56 | 1.45% |
| Sept - 22 | 16 | 1,095 | 491,904.71 | 2,762,306.23 | 49 | 58.80 | 703.16 | 0.00 | 1,512,183,651.32 | 0.18% | 3,076.84 | 35,965.40 | 1.30% |
| Oct - 22 | 17 | 922 | 412,274.47 | 3,174,580.70 | 48 | 58.66 | 761.82 | 0.00 | 1,512,183,651.32 | 0.21% | 4,148.96 | 40,114.36 | 1.26% |
| Nov - 22 | 18 | 948 | 520,002.12 | 3,694,582.82 | 30 | 91.57 | 853.39 | 0.00 | 1,512,183,651.32 | 0.24% | 10,011.68 | 50,126.04 | 1.36% |
| Dec - 22 | 19 | 787 | 373,811.44 | 4,068,394.26 | 85 | 129.54 | 982.93 | 0.00 | 1,512,183,651.32 | 0.27% | 6,106.94 | 56,232.98 | 1.38% |
| Jan - 23 | 20 | 1,078 | 936,600.46 | 5,004,994.72 | 46 | 57.42 | 1,040.35 | 0.00 | 1,512,183,651.32 | 0.33% | 2,238.72 | 58,471.70 | 1.17% |
| Feb - 23 | 21 | 542 | 422,843.17 | 5,427,837.89 | 27 | 106.16 | 1,146.51 | 0.00 | 1,512,183,651.32 | 0.36% | 12,366.07 | 70,837.77 | 1.31% |
| Mar - 23 | 22 | 550 | 416,951.57 | 5,844,789.46 | 59 | 115.42 | 1,261.93 | 0.00 | 1,512,183,651.32 | 0.39% | 6,624.27 | 77,462.04 | 1.33% |
| Apr - 23 | 23 | 578 | 386,832.08 | 6,231,621.54 | 37 | 39.90 | 1,301.83 | 0.00 | 1,512,183,651.32 | 0.41% | 17,346.42 | 94,808.46 | 1.52% |
| May - 23 | 24 | 562 | 399,958.93 | 6,631,580.47 | 27 | 40.58 | 1,342.41 | 0.00 | 1,512,183,651.32 | 0.44% | 12,956.17 | 107,764.63 | 1.63% |

* tolerance write-off amount <=10 EUR

Bavarian Sky S.A., Compartment German Auto Leases 6
Monthly Investor Report

Reporting Date: June 09, 2023
 Payment Date: June 20, 2023
 Period No.: 23
 Monthly Period: May, 2023
 Interest Period: May 22, 2023 to June 20, 2023
 = 29 days

8a. Defaulted Amount & Recovery Amount - Lease Level Data*

| | Month / Year of Default | Month / Year of Lease Origination | Discounted Lease Balance (Initial) | Discounted Lease Balance at Default ** | Recovery (Current Period) | Recovery Total | Discounted Lease Balance End of Period | Net Loss in % | Vehicle Type (New / Used) | Vehicle Class | Customer Type | Out of Deal (Month / Year) |
|-----|-------------------------|-----------------------------------|------------------------------------|--|---------------------------|----------------|--|---------------|---------------------------|---------------|--------------------|----------------------------|
| 323 | Mar - 23 | Mar - 20 | 9,831.96 | 5,076.78 | 347.96 | 347.96 | 4,728.82 | 48.10% | New | MINI Hatch | Commercial | |
| 324 | Mar - 23 | Mar - 20 | 5,118.82 | 457.72 | 0.00 | 0.00 | 457.72 | 8.94% | New | X1 Series | Private Individual | |
| 325 | Mar - 23 | May - 20 | 16,599.80 | 4,023.38 | 1,046.52 | 1,046.52 | 2,976.86 | 17.93% | New | X5 Series | Commercial | |
| 326 | Mar - 23 | June - 20 | 4,280.83 | 888.21 | 0.00 | 0.00 | 888.21 | 20.75% | New | MINI Hatch | Private Individual | |
| 327 | Mar - 23 | July - 20 | 8,482.13 | 1,000.30 | 372.82 | 745.64 | 254.66 | 3.00% | New | X3 Series | Private Individual | |
| 328 | Mar - 23 | Aug - 20 | 15,375.94 | 8,790.72 | 0.00 | 0.00 | 8,790.72 | 57.17% | New | 4 Series | Commercial | |
| 329 | Mar - 23 | Sept - 20 | 9,553.11 | 3,501.22 | 0.00 | 0.00 | 3,501.22 | 36.65% | New | 5 Series | Commercial | |
| 330 | Mar - 23 | Oct - 20 | 39,104.67 | 15,356.15 | 0.00 | 0.00 | 15,356.15 | 39.27% | New | 7 Series | Commercial | |
| 331 | Mar - 23 | Oct - 20 | 9,157.52 | 3,036.52 | 0.00 | 362.07 | 2,674.45 | 29.20% | New | MINI Hatch | Commercial | |
| 332 | Mar - 23 | Oct - 20 | 10,921.43 | 4,154.11 | 0.00 | 0.00 | 4,154.11 | 38.04% | New | 6 Series | Commercial | |
| 333 | Mar - 23 | Nov - 20 | 7,023.07 | 2,989.19 | 0.00 | 0.00 | 2,989.19 | 42.56% | New | 3 Series | Commercial | |
| 334 | Mar - 23 | Nov - 20 | 37,892.02 | 24,845.75 | 0.00 | 0.00 | 24,845.75 | 65.57% | New | X5 Series | Commercial | |
| 335 | Mar - 23 | Dec - 20 | 9,182.90 | 6,730.47 | 452.80 | 452.80 | 6,277.67 | 68.36% | New | X1 Series | Commercial | |
| 336 | Mar - 23 | Jan - 21 | 7,519.09 | 4,188.02 | 662.53 | 662.53 | 3,525.49 | 46.89% | New | 2 Series | Private Individual | |
| 337 | Mar - 23 | Jan - 21 | 7,855.48 | 3,555.67 | 0.00 | 0.00 | 3,555.67 | 45.26% | New | 1 Series | Private Individual | |
| 338 | Mar - 23 | Jan - 21 | 21,624.61 | 11,891.20 | 0.00 | 0.00 | 11,891.20 | 54.99% | New | X6 Series | Commercial | |
| 339 | Mar - 23 | Mar - 21 | 4,503.40 | 2,777.52 | 0.00 | 0.00 | 2,777.52 | 61.68% | New | i3 Series | Private Individual | |
| 340 | Mar - 23 | May - 21 | 22,555.84 | 14,200.88 | 0.00 | 0.00 | 14,200.88 | 62.96% | New | Z4 Series | Private Individual | |
| 341 | Mar - 23 | June - 21 | 9,212.18 | 5,522.55 | 0.00 | 0.00 | 5,522.55 | 59.95% | New | MINI Hatch | Commercial | |
| 342 | Mar - 23 | June - 21 | 7,009.79 | 5,694.66 | 0.00 | 0.00 | 5,694.66 | 81.24% | New | 1 Series | Commercial | |
| 343 | Mar - 23 | July - 21 | 27,546.60 | 19,220.61 | 0.00 | 0.00 | 19,220.61 | 69.77% | New | X5 Series | Commercial | |
| 344 | Mar - 23 | July - 21 | 2,901.79 | 1,508.24 | 0.00 | 164.30 | 1,343.94 | 46.31% | New | i3 Series | Commercial | |
| 345 | Mar - 23 | July - 21 | 10,723.68 | 7,815.17 | 1,536.24 | 1,536.24 | 6,278.93 | 58.55% | New | 2 Series | Private Individual | |
| 346 | Mar - 23 | Aug - 21 | 6,391.95 | 3,672.54 | 0.00 | 213.03 | 3,459.51 | 54.12% | New | MINI Hatch | Commercial | |
| 347 | Mar - 23 | Sept - 21 | 4,221.50 | 2,836.26 | 476.27 | 476.27 | 2,359.99 | 55.90% | New | 1 Series | Private Individual | |
| 348 | Mar - 23 | Oct - 21 | 15,798.07 | 13,623.70 | 0.00 | 0.00 | 13,623.70 | 86.24% | New | Z4 Series | Commercial | |
| 349 | Mar - 23 | Nov - 21 | 2,495.06 | 1,329.75 | 0.00 | 0.00 | 1,329.75 | 53.30% | New | i3 Series | Commercial | |
| 350 | Mar - 23 | Nov - 21 | 7,968.72 | 6,228.29 | 500.54 | 500.54 | 5,727.75 | 71.88% | New | MINI Hatch | Private Individual | |
| 351 | Mar - 23 | Dec - 21 | 64,855.75 | 57,580.25 | 0.00 | 0.00 | 57,580.25 | 88.78% | New | X6 Series | Commercial | |
| 352 | Apr - 23 | Nov - 19 | 24,807.83 | 6,017.41 | 0.00 | 0.00 | 6,017.41 | 24.26% | New | 8 Series | Commercial | |
| 353 | Apr - 23 | July - 20 | 5,631.14 | 2,883.42 | 0.00 | 0.00 | 2,883.42 | 51.20% | New | 1 Series | Commercial | |
| 354 | Apr - 23 | July - 20 | 15,556.93 | 4,248.49 | 0.00 | 0.00 | 4,248.49 | 27.31% | New | 2 Series | Commercial | |

Bavarian Sky S.A., Compartment German Auto Leases 6

Monthly Investor Report

Reporting Date: June 09, 2023
 Payment Date: June 20, 2023
 Period No.: 23
 Monthly Period: May, 2023
 Interest Period: May 22, 2023 to June 20, 2023
 = 29 days

8a. Defaulted Amount & Recovery Amount - Lease Level Data*

| | Month / Year of Default | Month / Year of Lease Origination | Discounted Lease Balance (Initial) | Discounted Lease Balance at Default ** | Recovery (Current Period) | Recovery Total | Discounted Lease Balance End of Period | Net Loss in % | Vehicle Type (New / Used) | Vehicle Class | Customer Type | Out of Deal (Month / Year) |
|-----|-------------------------|-----------------------------------|------------------------------------|--|---------------------------|----------------|--|---------------|---------------------------|---------------|--------------------|----------------------------|
| 355 | Apr - 23 | Sept - 20 | 13,136.21 | 4,194.84 | 280.16 | 280.16 | 3,914.68 | 29.80% | New | 3 Series | Commercial | |
| 356 | Apr - 23 | Sept - 20 | 11,584.57 | 3,835.93 | 0.00 | 0.00 | 3,835.93 | 33.11% | New | 3 Series | Commercial | |
| 357 | Apr - 23 | Sept - 20 | 20,453.30 | 3,711.35 | 802.88 | 802.88 | 2,908.47 | 14.22% | New | X5 Series | Commercial | |
| 358 | Apr - 23 | Oct - 20 | 19,032.29 | 10,086.77 | 0.00 | 0.00 | 10,086.77 | 53.00% | New | X5 Series | Commercial | |
| 359 | Apr - 23 | Nov - 20 | 5,301.56 | 2,529.13 | 0.00 | 0.00 | 2,529.13 | 47.71% | New | 1 Series | Commercial | |
| 360 | Apr - 23 | Nov - 20 | 9,103.97 | 5,722.37 | 0.00 | 0.00 | 5,722.37 | 62.86% | New | 5 Series | Commercial | |
| 361 | Apr - 23 | Nov - 20 | 7,462.84 | 1,999.48 | 0.00 | 0.00 | 1,999.48 | 26.79% | New | X1 Series | Private Individual | |
| 362 | Apr - 23 | Nov - 20 | 13,460.45 | 5,013.26 | 0.00 | 0.00 | 5,013.26 | 37.24% | New | 3 Series | Commercial | |
| 363 | Apr - 23 | Dec - 20 | 20,855.40 | 9,817.45 | 0.00 | 0.00 | 9,817.45 | 47.07% | New | X5 Series | Commercial | |
| 364 | Apr - 23 | Dec - 20 | 7,914.29 | 4,000.23 | 0.00 | 0.00 | 4,000.23 | 50.54% | New | X1 Series | Commercial | |
| 365 | Apr - 23 | Feb - 21 | 11,369.69 | 5,703.48 | 0.00 | 0.00 | 5,703.48 | 50.16% | New | X2 Series | Commercial | |
| 366 | Apr - 23 | Feb - 21 | 19,763.93 | 6,636.45 | 671.43 | 671.43 | 5,965.02 | 30.18% | New | 7 Series | Commercial | |
| 367 | Apr - 23 | Mar - 21 | 33,731.60 | 24,781.44 | 0.00 | 0.00 | 24,781.44 | 73.47% | New | X6 Series | Commercial | |
| 368 | Apr - 23 | Mar - 21 | 25,981.22 | 11,186.90 | -399.68 | -399.68 | 11,586.58 | 44.60% | New | 6 Series | Commercial | |
| 369 | Apr - 23 | Mar - 21 | 20,086.59 | 9,994.62 | 0.00 | 0.00 | 9,994.62 | 49.76% | New | 4 Series | Commercial | |
| 370 | Apr - 23 | Apr - 21 | 27,504.86 | 16,368.27 | 0.00 | 0.00 | 16,368.27 | 59.51% | New | X5 Series | Commercial | |
| 371 | Apr - 23 | May - 21 | 10,716.52 | 6,468.39 | 0.00 | 0.00 | 6,468.39 | 60.36% | New | 3 Series | Commercial | |
| 372 | Apr - 23 | July - 21 | 9,048.07 | 5,323.49 | 0.00 | 0.00 | 5,323.49 | 58.84% | New | 7 Series | Private Individual | |
| 373 | Apr - 23 | July - 21 | 9,055.72 | 5,553.86 | 0.00 | 0.00 | 5,553.86 | 61.33% | New | 2 Series | Commercial | |
| 374 | Apr - 23 | Feb - 22 | 36,239.76 | 29,503.85 | 0.00 | 0.00 | 29,503.85 | 81.41% | New | 4 Series | Commercial | |
| 375 | Apr - 23 | Mar - 22 | 12,982.55 | 11,522.06 | 0.00 | 0.00 | 11,522.06 | 88.75% | New | 2 Series | Commercial | |
| 376 | May - 23 | Aug - 19 | 17,520.32 | 7,136.56 | 0.00 | 0.00 | 7,136.56 | 40.73% | New | X7 Series | Commercial | |
| 377 | May - 23 | May - 20 | 31,228.28 | 13,478.56 | 0.00 | 0.00 | 13,478.56 | 43.16% | New | 8 Series | Commercial | |
| 378 | May - 23 | May - 20 | 15,920.58 | 8,421.93 | 0.00 | 0.00 | 8,421.93 | 52.90% | New | X5 Series | Commercial | |
| 379 | May - 23 | Aug - 20 | 38,718.36 | 21,011.30 | 0.00 | 0.00 | 21,011.30 | 54.27% | New | X6 Series | Commercial | |
| 380 | May - 23 | Aug - 20 | 7,720.53 | 4,215.43 | 0.00 | 0.00 | 4,215.43 | 54.60% | New | 5 Series | Private Individual | |
| 381 | May - 23 | Aug - 20 | 24,101.74 | 13,270.35 | 0.00 | 0.00 | 13,270.35 | 55.06% | New | 5 Series | Commercial | |
| 382 | May - 23 | Aug - 20 | 35,924.52 | 23,283.52 | 0.00 | 0.00 | 23,283.52 | 64.81% | New | 8 Series | Commercial | |
| 383 | May - 23 | Nov - 20 | 10,924.13 | 5,412.26 | 0.00 | 0.00 | 5,412.26 | 49.54% | New | 1 Series | Commercial | |
| 384 | May - 23 | Dec - 20 | 20,733.20 | 8,932.98 | 0.00 | 0.00 | 8,932.98 | 43.09% | New | 3 Series | Commercial | |
| 385 | May - 23 | Dec - 20 | 9,728.42 | 5,675.40 | 0.00 | 0.00 | 5,675.40 | 58.34% | New | 2 Series | Private Individual | |
| 386 | May - 23 | Dec - 20 | 18,247.81 | 7,390.50 | 0.00 | 0.00 | 7,390.50 | 40.50% | New | X5 Series | Commercial | |

Bavarian Sky S.A., Compartment German Auto Leases 6
Monthly Investor Report

Reporting Date: June 09, 2023
 Payment Date: June 20, 2023
 Period No.: 23
 Monthly Period: May, 2023
 Interest Period: May 22, 2023 to June 20, 2023
 = 29 days

8a. Defaulted Amount & Recovery Amount - Lease Level Data*

| | Month / Year of Default | Month / Year of Lease Origination | Discounted Lease Balance (Initial) | Discounted Lease Balance at Default ** | Recovery (Current Period) | Recovery Total | Discounted Lease Balance End of Period | Net Loss in % | Vehicle Type (New / Used) | Vehicle Class | Customer Type | Out of Deal (Month / Year) |
|-----|-------------------------|-----------------------------------|------------------------------------|--|---------------------------|----------------|--|---------------|---------------------------|---------------|--------------------|----------------------------|
| 387 | May - 23 | Feb - 21 | 27,956.11 | 19,635.16 | 0.00 | 0.00 | 19,635.16 | 70.24% | New | X5 Series | Commercial | |
| 388 | May - 23 | Mar - 21 | 6,237.24 | 3,056.46 | 0.00 | 0.00 | 3,056.46 | 49.00% | New | MINI Hatch | Private Individual | |
| 389 | May - 23 | Mar - 21 | 7,284.65 | 3,727.39 | 0.00 | 0.00 | 3,727.39 | 51.17% | New | X2 Series | Commercial | |
| 390 | May - 23 | Apr - 21 | 6,044.34 | 3,077.25 | 0.00 | 0.00 | 3,077.25 | 50.91% | New | 1 Series | Commercial | |
| 391 | May - 23 | May - 21 | 9,030.50 | 4,195.62 | 0.00 | 0.00 | 4,195.62 | 46.46% | New | X1 Series | Commercial | |
| 392 | May - 23 | June - 21 | 15,040.46 | 8,954.77 | 0.00 | 0.00 | 8,954.77 | 59.54% | New | X3 Series | Commercial | |
| 393 | May - 23 | June - 21 | 11,178.41 | 6,697.95 | 0.00 | 0.00 | 6,697.95 | 59.92% | New | X3 Series | Commercial | |
| 394 | May - 23 | July - 21 | 9,919.91 | 6,370.04 | 0.00 | 0.00 | 6,370.04 | 64.21% | New | X2 Series | Commercial | |
| 395 | May - 23 | Aug - 21 | 17,075.08 | 13,679.48 | 0.00 | 0.00 | 13,679.48 | 80.11% | New | X3 Series | Commercial | |
| 396 | May - 23 | Sept - 21 | 13,084.78 | 8,787.31 | 0.00 | 0.00 | 8,787.31 | 67.16% | New | X3 Series | Commercial | |
| 397 | May - 23 | Sept - 21 | 13,507.58 | 9,065.91 | 0.00 | 0.00 | 9,065.91 | 67.12% | New | X1 Series | Private Individual | |
| 398 | May - 23 | Dec - 21 | 12,234.35 | 9,216.46 | 0.00 | 0.00 | 9,216.46 | 75.33% | New | 3 Series | Commercial | |

*Applicable only if leases have defaulted. Does not include defaulted amounts less than 10 EUR.

**This amount mostly includes proceeds from vehicle sale.

Bavarian Sky S.A., Compartment German Auto Leases 6

Monthly Investor Report

| | |
|------------------|--|
| Reporting Date: | June 09, 2023 |
| Payment Date: | June 20, 2023 |
| Period No.: | 23 |
| Monthly Period: | May, 2023 |
| Interest Period: | May 22, 2023 to June 20, 2023 = 29 days |

8b. Defaulted Amount & Recovery Amount - Lease Level Data* (Out of Deal)

| | Month / Year of Default | Month / Year of Lease Origination | Discounted Lease Balance (Initial) | Discounted Lease Balance at Default ** | Recovery (Current Period) | Recovery Total | Discounted Lease Balance End of Period | Net Loss in % | Vehicle Type (New / Used) | Vehicle Class | Customer Type | Out of Deal (Month / Year) |
|------|-------------------------|-----------------------------------|------------------------------------|--|---------------------------|----------------|--|---------------|---------------------------|---------------|--------------------|----------------------------|
| 7530 | Apr - 23 | Mar - 18 | 2,284.02 | 116.00 | 0.00 | 0.00 | 116.00 | 5.08% | New | MINI Hatch | Private Individual | Apr - 23 |
| 7531 | Apr - 23 | Feb - 19 | 2,531.61 | 223.49 | 0.00 | 0.00 | 223.49 | 8.83% | New | 1 Series | Private Individual | Apr - 23 |
| 7532 | Apr - 23 | Feb - 19 | 3,053.78 | 247.90 | 0.00 | 0.00 | 247.90 | 8.12% | New | X2 Series | Private Individual | Apr - 23 |
| 7533 | Apr - 23 | Feb - 19 | 1,502.00 | 57.36 | 0.00 | 0.00 | 57.36 | 3.82% | New | X1 Series | Private Individual | Apr - 23 |
| 7534 | Apr - 23 | Feb - 19 | 11,090.76 | 898.00 | 0.00 | 0.00 | 898.00 | 8.10% | New | 5 Series | Commercial | Apr - 23 |
| 7535 | Apr - 23 | Feb - 19 | 5,256.16 | 460.11 | 0.00 | 0.00 | 460.11 | 8.75% | New | X3 Series | Commercial | Apr - 23 |
| 7536 | Apr - 23 | Feb - 19 | 3,642.95 | 291.20 | 0.00 | 0.00 | 291.20 | 7.99% | New | 1 Series | Private Individual | Apr - 23 |
| 7537 | Apr - 23 | Feb - 19 | 1,975.18 | 103.76 | 0.00 | 0.00 | 103.76 | 5.25% | New | 4 Series | Private Individual | Apr - 23 |
| 7538 | Apr - 23 | Mar - 19 | 2,125.23 | 202.52 | 0.00 | 0.00 | 202.52 | 9.53% | New | 2 Series | Private Individual | Apr - 23 |
| 7539 | Apr - 23 | Mar - 19 | 7,206.83 | 743.73 | 0.00 | 0.00 | 743.73 | 10.32% | New | 4 Series | Commercial | Apr - 23 |
| 7540 | Apr - 23 | Mar - 19 | 2,539.24 | 218.00 | 0.00 | 0.00 | 218.00 | 8.59% | New | X1 Series | Private Individual | Apr - 23 |
| 7541 | Apr - 23 | Mar - 19 | 12,087.43 | 630.84 | 0.00 | 0.00 | 630.84 | 5.22% | New | 3 Series | Private Individual | Apr - 23 |
| 7542 | Apr - 23 | Mar - 19 | 2,727.04 | 236.07 | 0.00 | 0.00 | 236.07 | 8.66% | New | X1 Series | Private Individual | Apr - 23 |
| 7543 | Apr - 23 | Mar - 19 | 4,826.56 | 451.64 | 0.00 | 0.00 | 451.64 | 9.36% | New | X2 Series | Commercial | Apr - 23 |
| 7544 | Apr - 23 | Mar - 19 | 3,910.13 | 310.97 | 0.00 | 0.00 | 310.97 | 7.95% | New | 1 Series | Commercial | Apr - 23 |
| 7545 | Apr - 23 | Mar - 19 | 4,200.03 | 333.18 | 0.00 | 0.00 | 333.18 | 7.93% | New | X3 Series | Private Individual | Apr - 23 |
| 7546 | Apr - 23 | Mar - 19 | 2,296.67 | 182.19 | 0.00 | 0.00 | 182.19 | 7.93% | New | 2 Series | Private Individual | Apr - 23 |
| 7547 | Apr - 23 | Mar - 19 | 1,987.64 | 210.73 | 0.00 | 0.00 | 210.73 | 10.60% | New | 3 Series | Private Individual | Apr - 23 |
| 7548 | Apr - 23 | Mar - 19 | 4,666.24 | 408.47 | 0.00 | 0.00 | 408.47 | 8.75% | New | X1 Series | Private Individual | Apr - 23 |
| 7549 | Apr - 23 | Mar - 19 | 2,996.19 | 257.23 | 0.00 | 0.00 | 257.23 | 8.59% | New | X1 Series | Private Individual | Apr - 23 |
| 7550 | Apr - 23 | Mar - 19 | 6,441.98 | 588.67 | 0.00 | 0.00 | 588.67 | 9.14% | New | i3 Series | Commercial | Apr - 23 |
| 7551 | Apr - 23 | Mar - 19 | 6,139.45 | 314.29 | 0.00 | 0.00 | 314.29 | 5.12% | New | 3 Series | Private Individual | Apr - 23 |
| 7552 | Apr - 23 | Mar - 19 | 1,746.51 | 159.13 | 0.00 | 0.00 | 159.13 | 9.11% | New | 2 Series | Private Individual | Apr - 23 |
| 7553 | Apr - 23 | Mar - 19 | 6,616.07 | 592.44 | 0.00 | 0.00 | 592.44 | 8.95% | New | 3 Series | Private Individual | Apr - 23 |
| 7554 | Apr - 23 | Mar - 19 | 10,236.79 | 469.39 | 0.00 | 0.00 | 469.39 | 4.59% | New | 1 Series | Private Individual | Apr - 23 |
| 7555 | Apr - 23 | Mar - 19 | 8,342.96 | 423.72 | 0.00 | 0.00 | 423.72 | 5.08% | New | 3 Series | Private Individual | Apr - 23 |
| 7556 | Apr - 23 | Mar - 19 | 6,366.61 | 324.37 | 0.00 | 0.00 | 324.37 | 5.09% | New | Z4 Series | Private Individual | Apr - 23 |
| 7557 | Apr - 23 | Mar - 19 | 6,567.47 | 649.65 | 0.00 | 0.00 | 649.65 | 9.89% | New | X3 Series | Private Individual | Apr - 23 |
| 7558 | Apr - 23 | Mar - 19 | 1,629.08 | 148.00 | 0.00 | 0.00 | 148.00 | 9.08% | New | X2 Series | Private Individual | Apr - 23 |
| 7559 | Apr - 23 | Mar - 19 | 2,576.44 | 18.99 | 0.00 | 0.00 | 18.99 | 0.74% | New | X1 Series | Private Individual | Apr - 23 |
| 7560 | Apr - 23 | Mar - 19 | 5,794.92 | 444.00 | 0.00 | 0.00 | 444.00 | 7.66% | New | X3 Series | Commercial | Apr - 23 |
| 7561 | Apr - 23 | Mar - 19 | 3,407.58 | 260.45 | 0.00 | 0.00 | 260.45 | 7.64% | New | X1 Series | Private Individual | Apr - 23 |

Bavarian Sky S.A., Compartment German Auto Leases 6

Monthly Investor Report

Reporting Date: June 09, 2023
 Payment Date: June 20, 2023
 Period No.: 23
 Monthly Period: May, 2023
 Interest Period: May 22, 2023 to June 20, 2023
 = 29 days

8b. Defaulted Amount & Recovery Amount - Lease Level Data* (Out of Deal)

| | Month / Year of Default | Month / Year of Lease Origination | Discounted Lease Balance (Initial) | Discounted Lease Balance at Default ** | Recovery (Current Period) | Recovery Total | Discounted Lease Balance End of Period | Net Loss in % | Vehicle Type (New / Used) | Vehicle Class | Customer Type | Out of Deal (Month / Year) |
|------|-------------------------|-----------------------------------|------------------------------------|--|---------------------------|----------------|--|---------------|---------------------------|---------------|--------------------|----------------------------|
| 7562 | Apr - 23 | Mar - 19 | 3,309.26 | 323.27 | 0.00 | 0.00 | 323.27 | 9.77% | New | i3 Series | Commercial | Apr - 23 |
| 7563 | Apr - 23 | Mar - 19 | 1,181.68 | 117.65 | 0.00 | 0.00 | 117.65 | 9.96% | New | 3 Series | Private Individual | Apr - 23 |
| 7564 | Apr - 23 | Mar - 19 | 5,352.92 | 477.96 | 0.00 | 0.00 | 477.96 | 8.93% | New | X3 Series | Commercial | Apr - 23 |
| 7565 | Apr - 23 | Mar - 19 | 1,161.37 | 113.45 | 0.00 | 0.00 | 113.45 | 9.77% | New | 1 Series | Private Individual | Apr - 23 |
| 7566 | Apr - 23 | Mar - 19 | 2,017.96 | 200.27 | 0.00 | 0.00 | 200.27 | 9.92% | Used | 1 Series | Private Individual | Apr - 23 |
| 7567 | Apr - 23 | Mar - 19 | 4,508.03 | 402.52 | 0.00 | 0.00 | 402.52 | 8.93% | New | X2 Series | Commercial | Apr - 23 |
| 7568 | Apr - 23 | Mar - 19 | 2,227.94 | 203.59 | 0.00 | 0.00 | 203.59 | 9.14% | New | X1 Series | Private Individual | Apr - 23 |
| 7569 | Apr - 23 | Mar - 19 | 18,755.53 | 412.12 | 0.00 | 0.00 | 412.12 | 2.20% | New | X5 Series | Commercial | Apr - 23 |
| 7570 | Apr - 23 | May - 19 | 2,440.84 | 217.32 | 0.00 | 0.00 | 217.32 | 8.90% | New | Group Others | Commercial | Apr - 23 |
| 7571 | Apr - 23 | Aug - 19 | 3,778.47 | 200.46 | 0.00 | 0.00 | 200.46 | 5.31% | New | X2 Series | Private Individual | Apr - 23 |
| 7572 | Apr - 23 | Aug - 19 | 3,348.33 | 442.62 | 0.00 | 0.00 | 442.62 | 13.22% | New | 1 Series | Private Individual | Apr - 23 |
| 7573 | Apr - 23 | Aug - 19 | 10,409.90 | 546.86 | 0.00 | 0.00 | 546.86 | 5.25% | New | X6 Series | Commercial | Apr - 23 |
| 7574 | Apr - 23 | Aug - 19 | 3,204.27 | 167.23 | 0.00 | 0.00 | 167.23 | 5.22% | New | 1 Series | Private Individual | Apr - 23 |
| 7575 | Apr - 23 | Aug - 19 | 5,255.15 | 726.93 | 0.00 | 0.00 | 726.93 | 13.83% | New | 5 Series | Private Individual | Apr - 23 |
| 7576 | Apr - 23 | Aug - 19 | 3,787.49 | 199.29 | 0.00 | 0.00 | 199.29 | 5.26% | New | 3 Series | Private Individual | Apr - 23 |
| 7577 | Apr - 23 | Aug - 19 | 6,973.12 | 366.31 | 0.00 | 0.00 | 366.31 | 5.25% | New | 5 Series | Commercial | Apr - 23 |
| 7578 | Apr - 23 | Sept - 19 | 4,380.33 | 229.73 | 0.00 | 0.00 | 229.73 | 5.24% | New | 3 Series | Private Individual | Apr - 23 |
| 7579 | Apr - 23 | Sept - 19 | 1,213.11 | 62.70 | 0.00 | 0.00 | 62.70 | 5.17% | New | MINI Hatch | Private Individual | Apr - 23 |
| 7580 | Apr - 23 | Sept - 19 | 13,934.53 | 724.88 | 0.00 | 0.00 | 724.88 | 5.20% | New | 5 Series | Private Individual | Apr - 23 |
| 7581 | Apr - 23 | Sept - 19 | 9,768.75 | 509.00 | 0.00 | 0.00 | 509.00 | 5.21% | New | X6 Series | Commercial | Apr - 23 |
| 7582 | Apr - 23 | Sept - 19 | 8,767.36 | 75.04 | 0.00 | 0.00 | 75.04 | 0.86% | New | 5 Series | Commercial | Apr - 23 |
| 7583 | Apr - 23 | Sept - 19 | 2,755.05 | 253.24 | 0.00 | 0.00 | 253.24 | 9.19% | New | 2 Series | Commercial | Apr - 23 |
| 7584 | Apr - 23 | Sept - 19 | 3,243.29 | 167.63 | 0.00 | 0.00 | 167.63 | 5.17% | New | 1 Series | Private Individual | Apr - 23 |
| 7585 | Apr - 23 | Sept - 19 | 2,978.01 | 254.73 | 0.00 | 0.00 | 254.73 | 8.55% | New | Group Others | Commercial | Apr - 23 |
| 7586 | Apr - 23 | Sept - 19 | 2,733.30 | 146.22 | 0.00 | 0.00 | 146.22 | 5.35% | New | 1 Series | Private Individual | Apr - 23 |
| 7587 | Apr - 23 | Sept - 19 | 2,830.64 | 142.86 | 0.00 | 0.00 | 142.86 | 5.05% | New | X2 Series | Private Individual | Apr - 23 |
| 7588 | Apr - 23 | Oct - 19 | 5,371.34 | 27.58 | 0.00 | 0.00 | 27.58 | 0.51% | New | 3 Series | Private Individual | Apr - 23 |
| 7589 | Apr - 23 | Dec - 19 | 5,056.16 | 259.66 | 0.00 | 0.00 | 259.66 | 5.14% | New | 4 Series | Private Individual | Apr - 23 |
| 7590 | Apr - 23 | Feb - 20 | 8,918.24 | 472.36 | 0.00 | 0.00 | 472.36 | 5.30% | New | X3 Series | Private Individual | Apr - 23 |
| 7591 | Apr - 23 | Feb - 20 | 7,102.41 | 469.95 | 0.00 | 0.00 | 469.95 | 6.62% | New | 4 Series | Commercial | Apr - 23 |
| 7592 | Apr - 23 | Feb - 20 | 37,631.33 | 1,127.60 | 0.00 | 0.00 | 1,127.60 | 3.00% | New | 5 Series | Commercial | Apr - 23 |
| 7593 | Apr - 23 | Feb - 20 | 9,897.26 | 296.57 | 0.00 | 0.00 | 296.57 | 3.00% | New | X4 Series | Commercial | Apr - 23 |

Bavarian Sky S.A., Compartment German Auto Leases 6

Monthly Investor Report

Reporting Date: June 09, 2023
 Payment Date: June 20, 2023
 Period No.: 23
 Monthly Period: May, 2023
 Interest Period: May 22, 2023 to June 20, 2023
 = 29 days

8b. Defaulted Amount & Recovery Amount - Lease Level Data* (Out of Deal)

| | Month / Year of Default | Month / Year of Lease Origination | Discounted Lease Balance (Initial) | Discounted Lease Balance at Default ** | Recovery (Current Period) | Recovery Total | Discounted Lease Balance End of Period | Net Loss in % | Vehicle Type (New / Used) | Vehicle Class | Customer Type | Out of Deal (Month / Year) |
|------|-------------------------|-----------------------------------|------------------------------------|--|---------------------------|----------------|--|---------------|---------------------------|---------------|--------------------|----------------------------|
| 7594 | Apr - 23 | Feb - 20 | 7,175.78 | 380.07 | 0.00 | 0.00 | 380.07 | 5.30% | New | 3 Series | Private Individual | Apr - 23 |
| 7595 | Apr - 23 | Feb - 20 | 4,861.51 | 284.87 | 0.00 | 0.00 | 284.87 | 5.86% | New | MINI Hatch | Commercial | Apr - 23 |
| 7596 | Apr - 23 | Feb - 20 | 9,752.02 | 1,833.11 | 0.00 | 0.00 | 1,833.11 | 18.80% | New | 4 Series | Commercial | Apr - 23 |
| 7597 | Apr - 23 | Feb - 20 | 4,427.89 | 332.77 | 0.00 | 0.00 | 332.77 | 7.52% | New | MINI Hatch | Commercial | Apr - 23 |
| 7598 | Apr - 23 | Feb - 20 | 11,100.40 | 585.04 | 0.00 | 0.00 | 585.04 | 5.27% | New | 5 Series | Commercial | Apr - 23 |
| 7599 | Apr - 23 | Feb - 20 | 6,234.32 | 329.66 | 0.00 | 0.00 | 329.66 | 5.29% | New | i3 Series | Commercial | Apr - 23 |
| 7600 | Apr - 23 | Feb - 20 | 1,712.04 | 90.53 | 0.00 | 0.00 | 90.53 | 5.29% | New | 2 Series | Private Individual | Apr - 23 |
| 7601 | Apr - 23 | Feb - 20 | 17,587.56 | 930.00 | 0.00 | 0.00 | 930.00 | 5.29% | New | 4 Series | Commercial | Apr - 23 |
| 7602 | Apr - 23 | Feb - 20 | 18,669.03 | 1,097.99 | 0.00 | 0.00 | 1,097.99 | 5.88% | New | X5 Series | Commercial | Apr - 23 |
| 7603 | Apr - 23 | Feb - 20 | 19,720.73 | 1,039.37 | 0.00 | 0.00 | 1,039.37 | 5.27% | New | X5 Series | Commercial | Apr - 23 |
| 7604 | Apr - 23 | Feb - 20 | 12,027.76 | 634.96 | 0.00 | 0.00 | 634.96 | 5.28% | New | X4 Series | Commercial | Apr - 23 |
| 7605 | Apr - 23 | Feb - 20 | 4,583.61 | 160.79 | 0.00 | 0.00 | 160.79 | 3.51% | New | MINI Hatch | Private Individual | Apr - 23 |
| 7606 | Apr - 23 | Feb - 20 | 9,354.05 | 493.00 | 0.00 | 0.00 | 493.00 | 5.27% | New | 1 Series | Commercial | Apr - 23 |
| 7607 | Apr - 23 | Feb - 20 | 6,973.16 | 409.36 | 0.00 | 0.00 | 409.36 | 5.87% | New | X4 Series | Private Individual | Apr - 23 |
| 7608 | Apr - 23 | Feb - 20 | 11,874.51 | 999.66 | 0.00 | 0.00 | 999.66 | 8.42% | New | X5 Series | Commercial | Apr - 23 |
| 7609 | Apr - 23 | Feb - 20 | 4,632.18 | 306.50 | 0.00 | 0.00 | 306.50 | 6.62% | New | X1 Series | Private Individual | Apr - 23 |
| 7610 | Apr - 23 | Feb - 20 | 9,629.64 | 504.21 | 0.00 | 0.00 | 504.21 | 5.24% | New | X1 Series | Commercial | Apr - 23 |
| 7611 | Apr - 23 | Feb - 20 | 15,538.49 | 1,026.00 | 0.00 | 0.00 | 1,026.00 | 6.60% | New | X5 Series | Commercial | Apr - 23 |
| 7612 | Apr - 23 | Feb - 20 | 6,463.97 | 340.68 | 0.00 | 0.00 | 340.68 | 5.27% | New | 2 Series | Private Individual | Apr - 23 |
| 7613 | Apr - 23 | Feb - 20 | 7,867.23 | 411.93 | 0.00 | 0.00 | 411.93 | 5.24% | New | i3 Series | Commercial | Apr - 23 |
| 7614 | Apr - 23 | Feb - 20 | 3,541.53 | 268.08 | 0.00 | 0.00 | 268.08 | 7.57% | New | MINI Hatch | Private Individual | Apr - 23 |
| 7615 | Apr - 23 | Feb - 20 | 5,020.53 | 264.17 | 0.00 | 0.00 | 264.17 | 5.26% | New | MINI Hatch | Commercial | Apr - 23 |
| 7616 | Apr - 23 | Feb - 20 | 3,912.92 | 205.89 | 0.00 | 0.00 | 205.89 | 5.26% | New | MINI Hatch | Private Individual | Apr - 23 |
| 7617 | Apr - 23 | Feb - 20 | 7,766.17 | 272.43 | 0.00 | 0.00 | 272.43 | 3.51% | New | 5 Series | Commercial | Apr - 23 |
| 7618 | Apr - 23 | Feb - 20 | 6,126.28 | 320.25 | 0.00 | 0.00 | 320.25 | 5.23% | New | MINI Hatch | Commercial | Apr - 23 |
| 7619 | Apr - 23 | Feb - 20 | 6,016.02 | 315.00 | 0.00 | 0.00 | 315.00 | 5.24% | New | MINI Hatch | Commercial | Apr - 23 |
| 7620 | Apr - 23 | Feb - 20 | 5,243.84 | 170.06 | 0.00 | 0.00 | 170.06 | 3.24% | New | MINI Hatch | Commercial | Apr - 23 |
| 7621 | Apr - 23 | Feb - 20 | 4,728.26 | 249.20 | 0.00 | 0.00 | 249.20 | 5.27% | New | i3 Series | Private Individual | Apr - 23 |
| 7622 | Apr - 23 | Feb - 20 | 8,689.39 | 459.48 | 0.00 | 0.00 | 459.48 | 5.29% | New | X3 Series | Commercial | Apr - 23 |
| 7623 | Apr - 23 | Feb - 20 | 1,809.30 | 117.99 | 0.00 | 0.00 | 117.99 | 6.52% | New | 1 Series | Private Individual | Apr - 23 |
| 7624 | Apr - 23 | Feb - 20 | 5,600.41 | 296.14 | 0.00 | 0.00 | 296.14 | 5.29% | New | 3 Series | Private Individual | Apr - 23 |
| 7625 | Apr - 23 | Feb - 20 | 3,143.30 | 251.26 | 0.00 | 0.00 | 251.26 | 7.99% | New | 2 Series | Private Individual | Apr - 23 |

Bavarian Sky S.A., Compartment German Auto Leases 6

Monthly Investor Report

Reporting Date: June 09, 2023
 Payment Date: June 20, 2023
 Period No.: 23
 Monthly Period: May, 2023
 Interest Period: May 22, 2023 to June 20, 2023
 = 29 days

8b. Defaulted Amount & Recovery Amount - Lease Level Data* (Out of Deal)

| | Month / Year of Default | Month / Year of Lease Origination | Discounted Lease Balance (Initial) | Discounted Lease Balance at Default ** | Recovery (Current Period) | Recovery Total | Discounted Lease Balance End of Period | Net Loss in % | Vehicle Type (New / Used) | Vehicle Class | Customer Type | Out of Deal (Month / Year) |
|------|-------------------------|-----------------------------------|------------------------------------|--|---------------------------|----------------|--|---------------|---------------------------|---------------|--------------------|----------------------------|
| 7626 | Apr - 23 | Feb - 20 | 4,179.64 | 218.49 | 0.00 | 0.00 | 218.49 | 5.23% | New | X1 Series | Private Individual | Apr - 23 |
| 7627 | Apr - 23 | Feb - 20 | 17,394.29 | 919.78 | 0.00 | 0.00 | 919.78 | 5.29% | New | X5 Series | Private Individual | Apr - 23 |
| 7628 | Apr - 23 | Feb - 20 | 4,055.49 | 212.00 | 0.00 | 0.00 | 212.00 | 5.23% | New | X1 Series | Commercial | Apr - 23 |
| 7629 | Apr - 23 | Feb - 20 | 7,818.84 | 407.40 | 0.00 | 0.00 | 407.40 | 5.21% | New | 3 Series | Commercial | Apr - 23 |
| 7630 | Apr - 23 | Feb - 20 | 3,252.28 | 170.29 | 0.00 | 0.00 | 170.29 | 5.24% | New | MINI Hatch | Private Individual | Apr - 23 |
| 7631 | Apr - 23 | Feb - 20 | 4,092.46 | 269.10 | 0.00 | 0.00 | 269.10 | 6.58% | New | 5 Series | Private Individual | Apr - 23 |
| 7632 | Apr - 23 | Feb - 20 | 6,716.64 | 349.97 | 0.00 | 0.00 | 349.97 | 5.21% | New | X3 Series | Private Individual | Apr - 23 |
| 7633 | Apr - 23 | Feb - 20 | 6,852.31 | 357.62 | 0.00 | 0.00 | 357.62 | 5.22% | New | 3 Series | Private Individual | Apr - 23 |
| 7634 | Apr - 23 | Mar - 20 | 4,603.98 | 445.55 | 0.00 | 0.00 | 445.55 | 9.68% | New | MINI Clubman | Private Individual | Apr - 23 |
| 7635 | Apr - 23 | Mar - 20 | 9,651.03 | 502.05 | 0.00 | 0.00 | 502.05 | 5.20% | New | X3 Series | Private Individual | Apr - 23 |
| 7636 | Apr - 23 | Mar - 20 | 5,385.87 | 299.43 | 0.00 | 0.00 | 299.43 | 5.56% | New | X3 Series | Commercial | Apr - 23 |
| 7637 | Apr - 23 | Mar - 20 | 5,941.40 | 310.08 | 0.00 | 0.00 | 310.08 | 5.22% | New | X3 Series | Private Individual | Apr - 23 |
| 7638 | Apr - 23 | Mar - 20 | 3,641.38 | 192.55 | 0.00 | 0.00 | 192.55 | 5.29% | New | 1 Series | Commercial | Apr - 23 |
| 7639 | Apr - 23 | Mar - 20 | 5,807.01 | 550.00 | 0.00 | 0.00 | 550.00 | 9.47% | New | 5 Series | Commercial | Apr - 23 |
| 7640 | Apr - 23 | Mar - 20 | 8,416.12 | 437.81 | 0.00 | 0.00 | 437.81 | 5.20% | New | 3 Series | Commercial | Apr - 23 |
| 7641 | Apr - 23 | Mar - 20 | 3,646.68 | 192.83 | 0.00 | 0.00 | 192.83 | 5.29% | New | 1 Series | Commercial | Apr - 23 |
| 7642 | Apr - 23 | Mar - 20 | 25,158.24 | 1,536.42 | 0.00 | 0.00 | 1,536.42 | 6.11% | New | 8 Series | Private Individual | Apr - 23 |
| 7643 | Apr - 23 | Mar - 20 | 7,917.02 | 419.33 | 0.00 | 0.00 | 419.33 | 5.30% | New | X3 Series | Commercial | Apr - 23 |
| 7644 | Apr - 23 | Mar - 20 | 10,602.90 | 558.82 | 0.00 | 0.00 | 558.82 | 5.27% | New | 7 Series | Private Individual | Apr - 23 |
| 7645 | Apr - 23 | Mar - 20 | 11,291.53 | 587.39 | 0.00 | 0.00 | 587.39 | 5.20% | New | 5 Series | Private Individual | Apr - 23 |
| 7646 | Apr - 23 | Mar - 20 | 6,092.61 | 318.49 | 0.00 | 0.00 | 318.49 | 5.23% | New | X3 Series | Private Individual | Apr - 23 |
| 7647 | Apr - 23 | Mar - 20 | 13,208.54 | 689.35 | 0.00 | 0.00 | 689.35 | 5.22% | New | X5 Series | Private Individual | Apr - 23 |
| 7648 | Apr - 23 | Mar - 20 | 11,319.20 | 598.54 | 0.00 | 0.00 | 598.54 | 5.29% | New | MINI Clubman | Commercial | Apr - 23 |
| 7649 | Apr - 23 | Mar - 20 | 13,684.17 | 819.00 | 0.00 | 0.00 | 819.00 | 5.99% | New | X5 Series | Commercial | Apr - 23 |
| 7650 | Apr - 23 | Mar - 20 | 5,695.77 | 301.68 | 0.00 | 0.00 | 301.68 | 5.30% | New | 3 Series | Commercial | Apr - 23 |
| 7651 | Apr - 23 | Mar - 20 | 6,426.12 | 300.40 | 0.00 | 0.00 | 300.40 | 4.67% | New | 2 Series | Commercial | Apr - 23 |
| 7652 | Apr - 23 | Mar - 20 | 14,244.41 | 741.00 | 0.00 | 0.00 | 741.00 | 5.20% | New | X3 Series | Commercial | Apr - 23 |
| 7653 | Apr - 23 | Mar - 20 | 6,513.66 | 183.39 | 0.00 | 0.00 | 183.39 | 2.82% | New | X3 Series | Commercial | Apr - 23 |
| 7654 | Apr - 23 | Mar - 20 | 10,691.76 | 463.46 | 0.00 | 0.00 | 463.46 | 4.33% | New | X3 Series | Commercial | Apr - 23 |
| 7655 | Apr - 23 | Mar - 20 | 5,322.15 | 277.31 | 0.00 | 0.00 | 277.31 | 5.21% | New | 3 Series | Private Individual | Apr - 23 |
| 7656 | Apr - 23 | Mar - 20 | 5,737.39 | 301.89 | 0.00 | 0.00 | 301.89 | 5.26% | New | MINI Hatch | Private Individual | Apr - 23 |
| 7657 | Apr - 23 | Mar - 20 | 3,964.50 | 293.04 | 0.00 | 0.00 | 293.04 | 7.39% | New | 5 Series | Private Individual | Apr - 23 |

Bavarian Sky S.A., Compartment German Auto Leases 6
Monthly Investor Report

Reporting Date: June 09, 2023
 Payment Date: June 20, 2023
 Period No.: 23
 Monthly Period: May, 2023
 Interest Period: May 22, 2023 to June 20, 2023
 = 29 days

8b. Defaulted Amount & Recovery Amount - Lease Level Data* (Out of Deal)

| | Month / Year of Default | Month / Year of Lease Origination | Discounted Lease Balance (Initial) | Discounted Lease Balance at Default ** | Recovery (Current Period) | Recovery Total | Discounted Lease Balance End of Period | Net Loss in % | Vehicle Type (New / Used) | Vehicle Class | Customer Type | Out of Deal (Month / Year) |
|------|-------------------------|-----------------------------------|------------------------------------|--|---------------------------|----------------|--|---------------|---------------------------|---------------|--------------------|----------------------------|
| 7658 | Apr - 23 | Mar - 20 | 6,089.55 | 318.85 | 0.00 | 0.00 | 318.85 | 5.24% | New | i3 Series | Commercial | Apr - 23 |
| 7659 | Apr - 23 | Mar - 20 | 4,516.13 | 238.02 | 0.00 | 0.00 | 238.02 | 5.27% | New | 1 Series | Commercial | Apr - 23 |
| 7660 | Apr - 23 | Mar - 20 | 18,720.52 | 751.49 | 0.00 | 0.00 | 751.49 | 4.01% | New | X7 Series | Commercial | Apr - 23 |
| 7661 | Apr - 23 | Mar - 20 | 8,156.61 | 425.00 | 0.00 | 0.00 | 425.00 | 5.21% | New | 2 Series | Commercial | Apr - 23 |
| 7662 | Apr - 23 | Mar - 20 | 23,940.22 | 1,245.38 | 0.00 | 0.00 | 1,245.38 | 5.20% | New | X7 Series | Private Individual | Apr - 23 |
| 7663 | Apr - 23 | Mar - 20 | 23,788.98 | 40.98 | 0.00 | 0.00 | 40.98 | 0.17% | New | X7 Series | Commercial | Apr - 23 |
| 7664 | Apr - 23 | Mar - 20 | 3,700.26 | 385.71 | 0.00 | 0.00 | 385.71 | 10.42% | New | 2 Series | Commercial | Apr - 23 |
| 7665 | Apr - 23 | Mar - 20 | 1,754.08 | 92.60 | 0.00 | 0.00 | 92.60 | 5.28% | New | 2 Series | Commercial | Apr - 23 |
| 7666 | Apr - 23 | Mar - 20 | 2,656.46 | 138.19 | 0.00 | 0.00 | 138.19 | 5.20% | Used | X3 Series | Private Individual | Apr - 23 |
| 7667 | Apr - 23 | Mar - 20 | 5,587.96 | 291.16 | 0.00 | 0.00 | 291.16 | 5.21% | New | 1 Series | Commercial | Apr - 23 |
| 7668 | Apr - 23 | Mar - 20 | 3,912.07 | 169.57 | 0.00 | 0.00 | 169.57 | 4.33% | New | 1 Series | Private Individual | Apr - 23 |
| 7669 | Apr - 23 | Mar - 20 | 1,159.16 | 85.68 | 0.00 | 0.00 | 85.68 | 7.39% | New | 1 Series | Private Individual | Apr - 23 |
| 7670 | Apr - 23 | Mar - 20 | 8,720.31 | 649.15 | 0.00 | 0.00 | 649.15 | 7.44% | New | X3 Series | Private Individual | Apr - 23 |
| 7671 | Apr - 23 | Mar - 20 | 4,143.57 | 215.55 | 0.00 | 0.00 | 215.55 | 5.20% | New | X2 Series | Private Individual | Apr - 23 |
| 7672 | Apr - 23 | Mar - 20 | 4,227.38 | 219.91 | 0.00 | 0.00 | 219.91 | 5.20% | New | 1 Series | Private Individual | Apr - 23 |
| 7673 | Apr - 23 | Mar - 20 | 1,532.36 | 80.63 | 0.00 | 0.00 | 80.63 | 5.26% | New | 2 Series | Private Individual | Apr - 23 |
| 7674 | Apr - 23 | Mar - 20 | 5,153.17 | 241.26 | 0.00 | 0.00 | 241.26 | 4.68% | New | X1 Series | Private Individual | Apr - 23 |
| 7675 | Apr - 23 | Mar - 20 | 5,031.77 | 262.18 | 0.00 | 0.00 | 262.18 | 5.21% | New | MINI Clubman | Private Individual | Apr - 23 |
| 7676 | Apr - 23 | Mar - 20 | 8,791.39 | 474.22 | 0.00 | 0.00 | 474.22 | 5.39% | New | 3 Series | Commercial | Apr - 23 |
| 7677 | Apr - 23 | Mar - 20 | 3,907.03 | 195.54 | 0.00 | 0.00 | 195.54 | 5.00% | New | 1 Series | Commercial | Apr - 23 |
| 7678 | Apr - 23 | Mar - 20 | 2,920.31 | 114.95 | 0.00 | 0.00 | 114.95 | 3.94% | New | 1 Series | Private Individual | Apr - 23 |
| 7679 | Apr - 23 | Mar - 20 | 15,536.77 | 810.86 | 0.00 | 0.00 | 810.86 | 5.22% | New | X5 Series | Private Individual | Apr - 23 |
| 7680 | Apr - 23 | Mar - 20 | 7,291.47 | 381.16 | 0.00 | 0.00 | 381.16 | 5.23% | New | Z4 Series | Private Individual | Apr - 23 |
| 7681 | Apr - 23 | Mar - 20 | 4,067.86 | 188.32 | 0.00 | 0.00 | 188.32 | 4.63% | New | X2 Series | Private Individual | Apr - 23 |
| 7682 | Apr - 23 | Mar - 20 | 15,487.47 | 799.19 | 0.00 | 0.00 | 799.19 | 5.16% | New | 3 Series | Commercial | Apr - 23 |
| 7683 | Apr - 23 | Mar - 20 | 17,677.57 | 30.46 | 0.00 | 0.00 | 30.46 | 0.17% | New | 5 Series | Commercial | Apr - 23 |
| 7684 | Apr - 23 | Mar - 20 | 5,962.98 | 157.79 | 0.00 | 0.00 | 157.79 | 2.65% | New | Z4 Series | Private Individual | Apr - 23 |
| 7685 | Apr - 23 | Mar - 20 | 6,446.78 | 620.03 | 0.00 | 0.00 | 620.03 | 9.62% | New | X1 Series | Commercial | Apr - 23 |
| 7686 | Apr - 23 | Mar - 20 | 7,249.40 | 372.89 | 0.00 | 0.00 | 372.89 | 5.14% | New | 3 Series | Commercial | Apr - 23 |
| 7687 | Apr - 23 | Mar - 20 | 8,759.90 | 472.56 | 0.00 | 0.00 | 472.56 | 5.39% | New | 4 Series | Private Individual | Apr - 23 |
| 7688 | Apr - 23 | Mar - 20 | 3,187.22 | 143.93 | 0.00 | 0.00 | 143.93 | 4.52% | New | 2 Series | Commercial | Apr - 23 |
| 7689 | Apr - 23 | Mar - 20 | 15,278.78 | 800.00 | 0.00 | 0.00 | 800.00 | 5.24% | New | 5 Series | Commercial | Apr - 23 |

Bavarian Sky S.A., Compartment German Auto Leases 6
Monthly Investor Report

Reporting Date: June 09, 2023
 Payment Date: June 20, 2023
 Period No.: 23
 Monthly Period: May, 2023
 Interest Period: May 22, 2023 to June 20, 2023
 = 29 days

8b. Defaulted Amount & Recovery Amount - Lease Level Data* (Out of Deal)

| | Month / Year of Default | Month / Year of Lease Origination | Discounted Lease Balance (Initial) | Discounted Lease Balance at Default ** | Recovery (Current Period) | Recovery Total | Discounted Lease Balance End of Period | Net Loss in % | Vehicle Type (New / Used) | Vehicle Class | Customer Type | Out of Deal (Month / Year) |
|------|-------------------------|-----------------------------------|------------------------------------|--|---------------------------|----------------|--|---------------|---------------------------|---------------|--------------------|----------------------------|
| 7690 | Apr - 23 | Mar - 20 | 9,092.22 | 578.64 | 0.00 | 0.00 | 578.64 | 6.36% | New | 3 Series | Commercial | Apr - 23 |
| 7691 | Apr - 23 | Mar - 20 | 3,659.16 | 240.11 | 0.00 | 0.00 | 240.11 | 6.56% | New | X2 Series | Private Individual | Apr - 23 |
| 7692 | Apr - 23 | Mar - 20 | 6,960.57 | 363.27 | 0.00 | 0.00 | 363.27 | 5.22% | New | X4 Series | Private Individual | Apr - 23 |
| 7693 | Apr - 23 | Mar - 20 | 2,279.93 | 117.65 | 0.00 | 0.00 | 117.65 | 5.16% | New | 1 Series | Private Individual | Apr - 23 |
| 7694 | Apr - 23 | Mar - 20 | 3,951.92 | 252.01 | 0.00 | 0.00 | 252.01 | 6.38% | New | MINI Clubman | Commercial | Apr - 23 |
| 7695 | Apr - 23 | Mar - 20 | 5,357.70 | 230.39 | 0.00 | 0.00 | 230.39 | 4.30% | New | 2 Series | Commercial | Apr - 23 |
| 7696 | Apr - 23 | Mar - 20 | 3,847.92 | 208.28 | 0.00 | 0.00 | 208.28 | 5.41% | New | MINI Hatch | Private Individual | Apr - 23 |
| 7697 | Apr - 23 | Mar - 20 | 13,635.98 | 359.68 | 0.00 | 0.00 | 359.68 | 2.64% | New | 5 Series | Commercial | Apr - 23 |
| 7698 | Apr - 23 | Mar - 20 | 13,458.21 | 115.19 | 0.00 | 0.00 | 115.19 | 0.86% | New | X3 Series | Commercial | Apr - 23 |
| 7699 | Apr - 23 | Mar - 20 | 5,339.50 | 274.65 | 0.00 | 0.00 | 274.65 | 5.14% | New | 2 Series | Commercial | Apr - 23 |
| 7700 | Apr - 23 | Mar - 20 | 16,631.49 | 855.48 | 0.00 | 0.00 | 855.48 | 5.14% | New | X6 Series | Commercial | Apr - 23 |
| 7701 | Apr - 23 | Mar - 20 | 4,708.70 | 122.52 | 0.00 | 0.00 | 122.52 | 2.60% | New | 2 Series | Commercial | Apr - 23 |
| 7702 | Apr - 23 | Mar - 20 | 17,924.32 | 849.69 | 0.00 | 0.00 | 849.69 | 4.74% | New | X5 Series | Commercial | Apr - 23 |
| 7703 | Apr - 23 | Mar - 20 | 4,365.67 | 37.37 | 0.00 | 0.00 | 37.37 | 0.86% | New | MINI Hatch | Private Individual | Apr - 23 |
| 7704 | Apr - 23 | Mar - 20 | 12,014.95 | 41.33 | 0.00 | 0.00 | 41.33 | 0.34% | New | 5 Series | Private Individual | Apr - 23 |
| 7705 | Apr - 23 | Mar - 20 | 5,543.93 | 284.71 | 0.00 | 0.00 | 284.71 | 5.14% | New | X1 Series | Private Individual | Apr - 23 |
| 7706 | Apr - 23 | Mar - 20 | 7,055.56 | 265.72 | 0.00 | 0.00 | 265.72 | 3.77% | New | 2 Series | Commercial | Apr - 23 |
| 7707 | Apr - 23 | Mar - 20 | 1,956.55 | 100.00 | 0.00 | 0.00 | 100.00 | 5.11% | New | 1 Series | Private Individual | Apr - 23 |
| 7708 | Apr - 23 | Mar - 20 | 5,349.01 | 263.21 | 0.00 | 0.00 | 263.21 | 4.92% | New | i3 Series | Private Individual | Apr - 23 |
| 7709 | Apr - 23 | Mar - 20 | 4,564.42 | 233.29 | 0.00 | 0.00 | 233.29 | 5.11% | New | MINI Hatch | Commercial | Apr - 23 |
| 7710 | Apr - 23 | Mar - 20 | 9,101.26 | 764.58 | 0.00 | 0.00 | 764.58 | 8.40% | New | X6 Series | Commercial | Apr - 23 |
| 7711 | Apr - 23 | Mar - 20 | 4,681.14 | 251.26 | 0.00 | 0.00 | 251.26 | 5.37% | New | 3 Series | Commercial | Apr - 23 |
| 7712 | Apr - 23 | Mar - 20 | 4,917.78 | 67.03 | 0.00 | 0.00 | 67.03 | 1.36% | New | 1 Series | Private Individual | Apr - 23 |
| 7713 | Apr - 23 | Mar - 20 | 6,850.58 | 352.94 | 0.00 | 0.00 | 352.94 | 5.15% | New | 3 Series | Commercial | Apr - 23 |
| 7714 | Apr - 23 | Mar - 20 | 13,013.57 | 27.65 | 0.00 | 0.00 | 27.65 | 0.21% | New | 3 Series | Commercial | Apr - 23 |
| 7715 | Apr - 23 | Mar - 20 | 3,033.22 | 121.76 | 0.00 | 0.00 | 121.76 | 4.01% | New | MINI Hatch | Private Individual | Apr - 23 |
| 7716 | Apr - 23 | Mar - 20 | 5,048.41 | 260.51 | 0.00 | 0.00 | 260.51 | 5.16% | New | MINI Hatch | Private Individual | Apr - 23 |
| 7717 | Apr - 23 | Mar - 20 | 1,945.03 | 18.65 | 0.00 | 0.00 | 18.65 | 0.96% | New | MINI Hatch | Private Individual | Apr - 23 |
| 7718 | Apr - 23 | Mar - 20 | 9,869.08 | 690.58 | 0.00 | 0.00 | 690.58 | 7.00% | New | X3 Series | Commercial | Apr - 23 |
| 7719 | Apr - 23 | Mar - 20 | 6,113.46 | 314.46 | 0.00 | 0.00 | 314.46 | 5.14% | New | MINI Hatch | Private Individual | Apr - 23 |
| 7720 | Apr - 23 | Mar - 20 | 4,427.89 | 231.09 | 0.00 | 0.00 | 231.09 | 5.22% | New | 3 Series | Private Individual | Apr - 23 |
| 7721 | Apr - 23 | Mar - 20 | 6,368.47 | 457.84 | 0.00 | 0.00 | 457.84 | 7.19% | New | 3 Series | Commercial | Apr - 23 |

Bavarian Sky S.A., Compartment German Auto Leases 6

Monthly Investor Report

Reporting Date: June 09, 2023
 Payment Date: June 20, 2023
 Period No.: 23
 Monthly Period: May, 2023
 Interest Period: May 22, 2023 to June 20, 2023
 = 29 days

8b. Defaulted Amount & Recovery Amount - Lease Level Data* (Out of Deal)

| | Month / Year of Default | Month / Year of Lease Origination | Discounted Lease Balance (Initial) | Discounted Lease Balance at Default ** | Recovery (Current Period) | Recovery Total | Discounted Lease Balance End of Period | Net Loss in % | Vehicle Type (New / Used) | Vehicle Class | Customer Type | Out of Deal (Month / Year) |
|------|-------------------------|-----------------------------------|------------------------------------|--|---------------------------|----------------|--|---------------|---------------------------|---------------|--------------------|----------------------------|
| 7722 | Apr - 23 | Mar - 20 | 5,332.13 | 277.83 | 0.00 | 0.00 | 277.83 | 5.21% | New | 5 Series | Private Individual | Apr - 23 |
| 7723 | Apr - 23 | Mar - 20 | 18,265.23 | 94.10 | 0.00 | 0.00 | 94.10 | 0.52% | New | X7 Series | Private Individual | Apr - 23 |
| 7724 | Apr - 23 | Mar - 20 | 14,779.40 | 126.50 | 0.00 | 0.00 | 126.50 | 0.86% | New | X5 Series | Commercial | Apr - 23 |
| 7725 | Apr - 23 | Mar - 20 | 13,175.54 | 201.70 | 0.00 | 0.00 | 201.70 | 1.53% | New | 2 Series | Commercial | Apr - 23 |
| 7726 | Apr - 23 | Mar - 20 | 8,020.22 | 411.88 | 0.00 | 0.00 | 411.88 | 5.14% | New | i3 Series | Commercial | Apr - 23 |
| 7727 | Apr - 23 | Mar - 20 | 11,419.52 | 341.14 | 0.00 | 0.00 | 341.14 | 2.99% | New | 6 Series | Commercial | Apr - 23 |
| 7728 | Apr - 23 | Mar - 20 | 5,745.26 | 466.39 | 0.00 | 0.00 | 466.39 | 8.12% | New | MINI Hatch | Private Individual | Apr - 23 |
| 7729 | Apr - 23 | Mar - 20 | 9,279.25 | 477.30 | 0.00 | 0.00 | 477.30 | 5.14% | New | 1 Series | Private Individual | Apr - 23 |
| 7730 | Apr - 23 | Mar - 20 | 3,082.58 | 21.14 | 0.00 | 0.00 | 21.14 | 0.69% | New | 2 Series | Commercial | Apr - 23 |
| 7731 | Apr - 23 | Mar - 20 | 1,718.79 | 88.41 | 0.00 | 0.00 | 88.41 | 5.14% | New | 2 Series | Private Individual | Apr - 23 |
| 7732 | Apr - 23 | Mar - 20 | 18,295.94 | 954.86 | 0.00 | 0.00 | 954.86 | 5.22% | New | 5 Series | Commercial | Apr - 23 |
| 7733 | Apr - 23 | Mar - 20 | 3,448.40 | 175.97 | 0.00 | 0.00 | 175.97 | 5.10% | New | 3 Series | Private Individual | Apr - 23 |
| 7734 | Apr - 23 | Mar - 20 | 36,840.93 | 252.67 | 0.00 | 0.00 | 252.67 | 0.69% | New | 8 Series | Commercial | Apr - 23 |
| 7735 | Apr - 23 | Mar - 20 | 7,412.16 | 392.59 | 0.00 | 0.00 | 392.59 | 5.30% | New | 2 Series | Commercial | Apr - 23 |
| 7736 | Apr - 23 | Mar - 20 | 9,483.87 | 483.19 | 0.00 | 0.00 | 483.19 | 5.09% | New | 3 Series | Commercial | Apr - 23 |
| 7737 | Apr - 23 | Mar - 20 | 9,249.55 | 489.10 | 0.00 | 0.00 | 489.10 | 5.29% | New | i3 Series | Commercial | Apr - 23 |
| 7738 | Apr - 23 | Mar - 20 | 6,392.33 | 306.39 | 0.00 | 0.00 | 306.39 | 4.79% | New | 3 Series | Commercial | Apr - 23 |
| 7739 | Apr - 23 | Mar - 20 | 3,771.36 | 632.98 | 0.00 | 0.00 | 632.98 | 16.78% | New | MINI Hatch | Commercial | Apr - 23 |
| 7740 | Apr - 23 | Mar - 20 | 9,035.63 | 466.26 | 0.00 | 0.00 | 466.26 | 5.16% | New | 3 Series | Private Individual | Apr - 23 |
| 7741 | Apr - 23 | Mar - 20 | 27,535.79 | 1,402.91 | 0.00 | 0.00 | 1,402.91 | 5.09% | New | Group Others | Commercial | Apr - 23 |
| 7742 | Apr - 23 | Mar - 20 | 10,609.78 | 456.24 | 0.00 | 0.00 | 456.24 | 4.30% | New | 5 Series | Commercial | Apr - 23 |
| 7743 | Apr - 23 | Mar - 20 | 3,842.75 | 216.81 | 0.00 | 0.00 | 216.81 | 5.64% | New | X1 Series | Private Individual | Apr - 23 |
| 7744 | Apr - 23 | Mar - 20 | 8,702.49 | 458.66 | 0.00 | 0.00 | 458.66 | 5.27% | New | X3 Series | Private Individual | Apr - 23 |
| 7745 | Apr - 23 | Mar - 20 | 2,480.34 | 126.37 | 0.00 | 0.00 | 126.37 | 5.09% | New | 1 Series | Private Individual | Apr - 23 |
| 7746 | Apr - 23 | Mar - 20 | 6,313.59 | 321.16 | 0.00 | 0.00 | 321.16 | 5.09% | New | MINI Hatch | Commercial | Apr - 23 |
| 7747 | Apr - 23 | Mar - 20 | 5,371.11 | 73.21 | 0.00 | 0.00 | 73.21 | 1.36% | New | X1 Series | Commercial | Apr - 23 |
| 7748 | Apr - 23 | Mar - 20 | 17,423.51 | 886.30 | 0.00 | 0.00 | 886.30 | 5.09% | New | X5 Series | Commercial | Apr - 23 |
| 7749 | Apr - 23 | Mar - 20 | 4,856.02 | 1,486.80 | 0.00 | 0.00 | 1,486.80 | 30.62% | New | 1 Series | Private Individual | Apr - 23 |
| 7750 | Apr - 23 | Mar - 20 | 18,554.48 | 952.87 | 0.00 | 0.00 | 952.87 | 5.14% | New | X3 Series | Commercial | Apr - 23 |
| 7751 | Apr - 23 | Mar - 20 | 5,549.93 | 283.21 | 0.00 | 0.00 | 283.21 | 5.10% | New | 1 Series | Private Individual | Apr - 23 |
| 7752 | Apr - 23 | Mar - 20 | 7,474.83 | 380.23 | 0.00 | 0.00 | 380.23 | 5.09% | New | 5 Series | Commercial | Apr - 23 |
| 7753 | Apr - 23 | Mar - 20 | 5,879.57 | 302.43 | 0.00 | 0.00 | 302.43 | 5.14% | New | i3 Series | Commercial | Apr - 23 |

Bavarian Sky S.A., Compartment German Auto Leases 6

Monthly Investor Report

Reporting Date: June 09, 2023
 Payment Date: June 20, 2023
 Period No.: 23
 Monthly Period: May, 2023
 Interest Period: May 22, 2023 to June 20, 2023
 = 29 days

8b. Defaulted Amount & Recovery Amount - Lease Level Data* (Out of Deal)

| | Month / Year of Default | Month / Year of Lease Origination | Discounted Lease Balance (Initial) | Discounted Lease Balance at Default ** | Recovery (Current Period) | Recovery Total | Discounted Lease Balance End of Period | Net Loss in % | Vehicle Type (New / Used) | Vehicle Class | Customer Type | Out of Deal (Month / Year) |
|------|-------------------------|-----------------------------------|------------------------------------|--|---------------------------|----------------|--|---------------|---------------------------|---------------|--------------------|----------------------------|
| 7754 | Apr - 23 | Mar - 20 | 12,950.33 | 735.86 | 0.00 | 0.00 | 735.86 | 5.68% | New | 8 Series | Commercial | Apr - 23 |
| 7755 | Apr - 23 | Mar - 20 | 21,333.39 | 1,090.36 | 0.00 | 0.00 | 1,090.36 | 5.11% | New | 7 Series | Commercial | Apr - 23 |
| 7756 | Apr - 23 | Mar - 20 | 23,223.41 | 870.44 | 0.00 | 0.00 | 870.44 | 3.75% | New | 8 Series | Commercial | Apr - 23 |
| 7757 | Apr - 23 | Mar - 20 | 9,876.53 | 502.40 | 0.00 | 0.00 | 502.40 | 5.09% | New | 1 Series | Private Individual | Apr - 23 |
| 7758 | Apr - 23 | Mar - 20 | 3,641.38 | 192.55 | 0.00 | 0.00 | 192.55 | 5.29% | New | 1 Series | Commercial | Apr - 23 |
| 7759 | Apr - 23 | Mar - 20 | 2,747.29 | 277.07 | 0.00 | 0.00 | 277.07 | 10.09% | New | 5 Series | Commercial | Apr - 23 |
| 7760 | Apr - 23 | Mar - 20 | 9,427.96 | 380.62 | 0.00 | 0.00 | 380.62 | 4.04% | New | 8 Series | Commercial | Apr - 23 |
| 7761 | Apr - 23 | Mar - 20 | 38,228.72 | 1,944.62 | 0.00 | 0.00 | 1,944.62 | 5.09% | New | 8 Series | Commercial | Apr - 23 |
| 7762 | Apr - 23 | Mar - 20 | 5,017.36 | 258.08 | 0.00 | 0.00 | 258.08 | 5.14% | New | MINI Hatch | Private Individual | Apr - 23 |
| 7763 | Apr - 23 | Mar - 20 | 3,477.40 | 315.00 | 0.00 | 0.00 | 315.00 | 9.06% | New | X4 Series | Commercial | Apr - 23 |
| 7764 | Apr - 23 | Mar - 20 | 2,570.38 | 180.67 | 0.00 | 0.00 | 180.67 | 7.03% | New | MINI Hatch | Private Individual | Apr - 23 |
| 7765 | Apr - 23 | Mar - 20 | 2,831.59 | 147.78 | 0.00 | 0.00 | 147.78 | 5.22% | New | X3 Series | Commercial | Apr - 23 |
| 7766 | Apr - 23 | Mar - 20 | 9,500.16 | 484.02 | 0.00 | 0.00 | 484.02 | 5.09% | New | 3 Series | Commercial | Apr - 23 |
| 7767 | Apr - 23 | Mar - 20 | 10,054.20 | 513.06 | 0.00 | 0.00 | 513.06 | 5.10% | New | 3 Series | Commercial | Apr - 23 |
| 7768 | Apr - 23 | Mar - 20 | 5,554.61 | 283.00 | 0.00 | 0.00 | 283.00 | 5.09% | New | i3 Series | Commercial | Apr - 23 |
| 7769 | Apr - 23 | Mar - 20 | 8,659.12 | 132.56 | 0.00 | 0.00 | 132.56 | 1.53% | New | X1 Series | Private Individual | Apr - 23 |
| 7770 | Apr - 23 | Mar - 20 | 18,675.77 | 950.00 | 0.00 | 0.00 | 950.00 | 5.09% | New | X5 Series | Commercial | Apr - 23 |
| 7771 | Apr - 23 | Mar - 20 | 3,085.72 | 159.23 | 0.00 | 0.00 | 159.23 | 5.16% | New | MINI Hatch | Private Individual | Apr - 23 |
| 7772 | Apr - 23 | Mar - 20 | 4,040.94 | 205.88 | 0.00 | 0.00 | 205.88 | 5.09% | New | MINI Hatch | Private Individual | Apr - 23 |
| 7773 | Apr - 23 | Mar - 20 | 11,717.57 | 596.05 | 0.00 | 0.00 | 596.05 | 5.09% | New | 4 Series | Commercial | Apr - 23 |
| 7774 | Apr - 23 | Mar - 20 | 4,887.87 | 14.98 | 0.00 | 0.00 | 14.98 | 0.31% | New | 2 Series | Commercial | Apr - 23 |
| 7775 | Apr - 23 | Mar - 20 | 4,372.31 | 222.06 | 0.00 | 0.00 | 222.06 | 5.08% | New | 1 Series | Private Individual | Apr - 23 |
| 7776 | Apr - 23 | Mar - 20 | 5,869.64 | 300.00 | 0.00 | 0.00 | 300.00 | 5.11% | New | X4 Series | Commercial | Apr - 23 |
| 7777 | Apr - 23 | Mar - 20 | 5,097.11 | 215.84 | 0.00 | 0.00 | 215.84 | 4.23% | New | X1 Series | Private Individual | Apr - 23 |
| 7778 | Apr - 23 | Mar - 20 | 21,595.17 | 1,091.60 | 0.00 | 0.00 | 1,091.60 | 5.05% | New | X5 Series | Commercial | Apr - 23 |
| 7779 | Apr - 23 | Mar - 20 | 7,002.01 | 353.94 | 0.00 | 0.00 | 353.94 | 5.05% | New | 3 Series | Commercial | Apr - 23 |
| 7780 | Apr - 23 | Mar - 20 | 2,419.66 | 154.61 | 0.00 | 0.00 | 154.61 | 6.39% | New | 1 Series | Private Individual | Apr - 23 |
| 7781 | Apr - 23 | Mar - 20 | 21,434.73 | 1,083.50 | 0.00 | 0.00 | 1,083.50 | 5.05% | New | X5 Series | Commercial | Apr - 23 |
| 7782 | Apr - 23 | Mar - 20 | 14,787.00 | 713.32 | 0.00 | 0.00 | 713.32 | 4.82% | New | X3 Series | Commercial | Apr - 23 |
| 7783 | Apr - 23 | Mar - 20 | 24,853.35 | 212.73 | 0.00 | 0.00 | 212.73 | 0.86% | New | 7 Series | Commercial | Apr - 23 |
| 7784 | Apr - 23 | Mar - 20 | 8,230.64 | 2,460.06 | 0.00 | 0.00 | 2,460.06 | 29.89% | New | 3 Series | Commercial | Apr - 23 |
| 7785 | Apr - 23 | Mar - 20 | 13,007.19 | 661.65 | 0.00 | 0.00 | 661.65 | 5.09% | New | 6 Series | Commercial | Apr - 23 |

Bavarian Sky S.A., Compartment German Auto Leases 6

Monthly Investor Report

Reporting Date: June 09, 2023
 Payment Date: June 20, 2023
 Period No.: 23
 Monthly Period: May, 2023
 Interest Period: May 22, 2023 to June 20, 2023
 = 29 days

8b. Defaulted Amount & Recovery Amount - Lease Level Data* (Out of Deal)

| | Month / Year of Default | Month / Year of Lease Origination | Discounted Lease Balance (Initial) | Discounted Lease Balance at Default ** | Recovery (Current Period) | Recovery Total | Discounted Lease Balance End of Period | Net Loss in % | Vehicle Type (New / Used) | Vehicle Class | Customer Type | Out of Deal (Month / Year) |
|------|-------------------------|-----------------------------------|------------------------------------|--|---------------------------|----------------|--|---------------|---------------------------|---------------|--------------------|----------------------------|
| 7786 | Apr - 23 | Mar - 20 | 403.61 | 41.79 | 0.00 | 0.00 | 41.79 | 10.35% | New | X1 Series | Private Individual | Apr - 23 |
| 7787 | Apr - 23 | Mar - 20 | 13,083.30 | 799.00 | 0.00 | 0.00 | 799.00 | 6.11% | New | X5 Series | Commercial | Apr - 23 |
| 7788 | Apr - 23 | Mar - 20 | 2,964.99 | 149.64 | 0.00 | 0.00 | 149.64 | 5.05% | New | MINI Hatch | Private Individual | Apr - 23 |
| 7789 | Apr - 23 | Mar - 20 | 10,283.53 | 519.00 | 0.00 | 0.00 | 519.00 | 5.05% | New | 3 Series | Commercial | Apr - 23 |
| 7790 | Apr - 23 | Mar - 20 | 3,330.35 | 222.69 | 0.00 | 0.00 | 222.69 | 6.69% | New | X2 Series | Private Individual | Apr - 23 |
| 7791 | Apr - 23 | Mar - 20 | 6,026.16 | 308.00 | 0.00 | 0.00 | 308.00 | 5.11% | New | 3 Series | Commercial | Apr - 23 |
| 7792 | Apr - 23 | Mar - 20 | 5,460.97 | 460.00 | 0.00 | 0.00 | 460.00 | 8.42% | New | 3 Series | Commercial | Apr - 23 |
| 7793 | Apr - 23 | Mar - 20 | 2,178.21 | 144.84 | 0.00 | 0.00 | 144.84 | 6.65% | New | MINI Hatch | Private Individual | Apr - 23 |
| 7794 | Apr - 23 | Mar - 20 | 6,578.69 | 56.31 | 0.00 | 0.00 | 56.31 | 0.86% | New | X1 Series | Commercial | Apr - 23 |
| 7795 | Apr - 23 | Mar - 20 | 17,524.98 | 149.50 | 0.00 | 0.00 | 149.50 | 0.85% | New | 8 Series | Commercial | Apr - 23 |
| 7796 | Apr - 23 | Mar - 20 | 4,674.39 | 336.05 | 0.00 | 0.00 | 336.05 | 7.19% | New | X1 Series | Private Individual | Apr - 23 |
| 7797 | Apr - 23 | Mar - 20 | 8,293.80 | 425.93 | 0.00 | 0.00 | 425.93 | 5.14% | New | i3 Series | Commercial | Apr - 23 |
| 7798 | Apr - 23 | Mar - 20 | 3,166.57 | 259.07 | 0.00 | 0.00 | 259.07 | 8.18% | New | X3 Series | Private Individual | Apr - 23 |
| 7799 | Apr - 23 | Mar - 20 | 6,878.00 | 349.87 | 0.00 | 0.00 | 349.87 | 5.09% | New | 3 Series | Private Individual | Apr - 23 |
| 7800 | Apr - 23 | Mar - 20 | 5,398.91 | 385.50 | 0.00 | 0.00 | 385.50 | 7.14% | New | 5 Series | Commercial | Apr - 23 |
| 7801 | Apr - 23 | Mar - 20 | 35,419.94 | 1,819.00 | 0.00 | 0.00 | 1,819.00 | 5.14% | New | 8 Series | Commercial | Apr - 23 |
| 7802 | Apr - 23 | Mar - 20 | 4,947.93 | 252.09 | 0.00 | 0.00 | 252.09 | 5.09% | New | X2 Series | Commercial | Apr - 23 |
| 7803 | Apr - 23 | Mar - 20 | 21,116.57 | 1,040.00 | 0.00 | 0.00 | 1,040.00 | 4.93% | New | X7 Series | Commercial | Apr - 23 |
| 7804 | Apr - 23 | Mar - 20 | 6,485.17 | 331.46 | 0.00 | 0.00 | 331.46 | 5.11% | New | 3 Series | Private Individual | Apr - 23 |
| 7805 | Apr - 23 | Mar - 20 | 7,757.01 | 399.00 | 0.00 | 0.00 | 399.00 | 5.14% | New | 3 Series | Private Individual | Apr - 23 |
| 7806 | Apr - 23 | Mar - 20 | 7,458.50 | 380.00 | 0.00 | 0.00 | 380.00 | 5.09% | New | MINI Hatch | Commercial | Apr - 23 |
| 7807 | Apr - 23 | Mar - 20 | 35,824.65 | 1,822.33 | 0.00 | 0.00 | 1,822.33 | 5.09% | New | 8 Series | Commercial | Apr - 23 |
| 7808 | Apr - 23 | Mar - 20 | 17,243.47 | 898.47 | 0.00 | 0.00 | 898.47 | 5.21% | New | X5 Series | Commercial | Apr - 23 |
| 7809 | Apr - 23 | Mar - 20 | 17,852.50 | 3,021.80 | 0.00 | 0.00 | 3,021.80 | 16.93% | New | X5 Series | Commercial | Apr - 23 |
| 7810 | Apr - 23 | Mar - 20 | 14,741.71 | 744.00 | 0.00 | 0.00 | 744.00 | 5.05% | New | X5 Series | Commercial | Apr - 23 |
| 7811 | Apr - 23 | Mar - 20 | 8,765.70 | 457.48 | 0.00 | 0.00 | 457.48 | 5.22% | New | 6 Series | Private Individual | Apr - 23 |
| 7812 | Apr - 23 | Mar - 20 | 6,904.21 | 351.76 | 0.00 | 0.00 | 351.76 | 5.09% | New | X4 Series | Commercial | Apr - 23 |
| 7813 | Apr - 23 | Mar - 20 | 4,465.23 | 315.98 | 0.00 | 0.00 | 315.98 | 7.08% | New | X2 Series | Private Individual | Apr - 23 |
| 7814 | Apr - 23 | Mar - 20 | 7,890.47 | 398.85 | 0.00 | 0.00 | 398.85 | 5.05% | New | X3 Series | Commercial | Apr - 23 |
| 7815 | Apr - 23 | Mar - 20 | 6,488.62 | 78.02 | 0.00 | 0.00 | 78.02 | 1.20% | New | 5 Series | Commercial | Apr - 23 |
| 7816 | Apr - 23 | Mar - 20 | 3,847.50 | 368.90 | 0.00 | 0.00 | 368.90 | 9.59% | New | X3 Series | Private Individual | Apr - 23 |
| 7817 | Apr - 23 | Mar - 20 | 7,737.67 | 144.32 | 0.00 | 0.00 | 144.32 | 1.87% | New | 5 Series | Commercial | Apr - 23 |

Bavarian Sky S.A., Compartment German Auto Leases 6
Monthly Investor Report

Reporting Date: June 09, 2023
 Payment Date: June 20, 2023
 Period No.: 23
 Monthly Period: May, 2023
 Interest Period: May 22, 2023 to June 20, 2023
 = 29 days

8b. Defaulted Amount & Recovery Amount - Lease Level Data* (Out of Deal)

| | Month / Year of Default | Month / Year of Lease Origination | Discounted Lease Balance (Initial) | Discounted Lease Balance at Default ** | Recovery (Current Period) | Recovery Total | Discounted Lease Balance End of Period | Net Loss in % | Vehicle Type (New / Used) | Vehicle Class | Customer Type | Out of Deal (Month / Year) |
|------|-------------------------|-----------------------------------|------------------------------------|--|---------------------------|----------------|--|---------------|---------------------------|---------------|--------------------|----------------------------|
| 7818 | Apr - 23 | Mar - 20 | 4,865.68 | 329.16 | 0.00 | 0.00 | 329.16 | 6.76% | New | 1 Series | Private Individual | Apr - 23 |
| 7819 | Apr - 23 | Mar - 20 | 4,889.73 | 246.78 | 0.00 | 0.00 | 246.78 | 5.05% | New | 1 Series | Private Individual | Apr - 23 |
| 7820 | Apr - 23 | Mar - 20 | 3,921.39 | 87.45 | 0.00 | 0.00 | 87.45 | 2.23% | New | 1 Series | Private Individual | Apr - 23 |
| 7821 | Apr - 23 | Mar - 20 | 9,973.64 | 503.36 | 0.00 | 0.00 | 503.36 | 5.05% | New | X4 Series | Private Individual | Apr - 23 |
| 7822 | Apr - 23 | Mar - 20 | 8,900.93 | 438.37 | 0.00 | 0.00 | 438.37 | 4.92% | New | X3 Series | Private Individual | Apr - 23 |
| 7823 | Apr - 23 | Mar - 20 | 12,378.85 | 625.73 | 0.00 | 0.00 | 625.73 | 5.05% | New | X2 Series | Commercial | Apr - 23 |
| 7824 | Apr - 23 | Mar - 20 | 9,268.61 | 417.16 | 0.00 | 0.00 | 417.16 | 4.50% | New | X3 Series | Commercial | Apr - 23 |
| 7825 | Apr - 23 | Mar - 20 | 13,457.38 | 683.47 | 0.00 | 0.00 | 683.47 | 5.08% | New | X3 Series | Commercial | Apr - 23 |
| 7826 | Apr - 23 | Mar - 20 | 17,617.29 | 899.00 | 0.00 | 0.00 | 899.00 | 5.10% | New | 8 Series | Private Individual | Apr - 23 |
| 7827 | Apr - 23 | Mar - 20 | 5,244.92 | 268.07 | 0.00 | 0.00 | 268.07 | 5.11% | New | 1 Series | Commercial | Apr - 23 |
| 7828 | Apr - 23 | Mar - 20 | 2,702.81 | 239.28 | 0.00 | 0.00 | 239.28 | 8.85% | New | X1 Series | Private Individual | Apr - 23 |
| 7829 | Apr - 23 | Mar - 20 | 1,313.40 | 66.39 | 0.00 | 0.00 | 66.39 | 5.05% | New | MINI Hatch | Private Individual | Apr - 23 |
| 7830 | Apr - 23 | Mar - 20 | 16,587.39 | 446.48 | 0.00 | 0.00 | 446.48 | 2.69% | New | X5 Series | Private Individual | Apr - 23 |
| 7831 | Apr - 23 | Mar - 20 | 3,111.48 | 238.98 | 0.00 | 0.00 | 238.98 | 7.68% | New | MINI Hatch | Private Individual | Apr - 23 |
| 7832 | Apr - 23 | Mar - 20 | 5,290.37 | 267.00 | 0.00 | 0.00 | 267.00 | 5.05% | New | MINI Hatch | Private Individual | Apr - 23 |
| 7833 | Apr - 23 | Mar - 20 | 3,292.72 | 167.23 | 0.00 | 0.00 | 167.23 | 5.08% | New | MINI Hatch | Private Individual | Apr - 23 |
| 7834 | Apr - 23 | Mar - 20 | 26,348.88 | 533.50 | 0.00 | 0.00 | 533.50 | 2.02% | New | 7 Series | Commercial | Apr - 23 |
| 7835 | Apr - 23 | Mar - 20 | 24,402.35 | 1,241.30 | 0.00 | 0.00 | 1,241.30 | 5.09% | New | 7 Series | Commercial | Apr - 23 |
| 7836 | Apr - 23 | Mar - 20 | 8,896.54 | 344.23 | 0.00 | 0.00 | 344.23 | 3.87% | New | MINI Hatch | Commercial | Apr - 23 |
| 7837 | Apr - 23 | Mar - 20 | 7,896.15 | 407.46 | 0.00 | 0.00 | 407.46 | 5.16% | New | X3 Series | Commercial | Apr - 23 |
| 7838 | Apr - 23 | Mar - 20 | 3,981.44 | 328.91 | 0.00 | 0.00 | 328.91 | 8.26% | New | 3 Series | Private Individual | Apr - 23 |
| 7839 | Apr - 23 | Mar - 20 | 19,763.26 | 999.00 | 0.00 | 0.00 | 999.00 | 5.05% | New | X3 Series | Commercial | Apr - 23 |
| 7840 | Apr - 23 | Mar - 20 | 6,690.64 | 340.34 | 0.00 | 0.00 | 340.34 | 5.09% | New | X3 Series | Private Individual | Apr - 23 |
| 7841 | Apr - 23 | Mar - 20 | 9,001.24 | 463.00 | 0.00 | 0.00 | 463.00 | 5.14% | New | MINI Hatch | Commercial | Apr - 23 |
| 7842 | Apr - 23 | Mar - 20 | 14,243.79 | 360.00 | 0.00 | 0.00 | 360.00 | 2.53% | New | X5 Series | Commercial | Apr - 23 |
| 7843 | Apr - 23 | Mar - 20 | 3,550.59 | 197.88 | 0.00 | 0.00 | 197.88 | 5.57% | New | MINI Hatch | Private Individual | Apr - 23 |
| 7844 | Apr - 23 | Mar - 20 | 16,972.41 | 344.80 | 0.00 | 0.00 | 344.80 | 2.03% | New | X3 Series | Commercial | Apr - 23 |
| 7845 | Apr - 23 | Mar - 20 | 6,870.77 | 21.18 | 0.00 | 0.00 | 21.18 | 0.31% | New | X3 Series | Commercial | Apr - 23 |
| 7846 | Apr - 23 | Mar - 20 | 14,243.79 | 720.00 | 0.00 | 0.00 | 720.00 | 5.05% | New | X5 Series | Commercial | Apr - 23 |
| 7847 | Apr - 23 | Mar - 20 | 5,269.70 | 268.91 | 0.00 | 0.00 | 268.91 | 5.10% | New | X1 Series | Private Individual | Apr - 23 |
| 7848 | Apr - 23 | Mar - 20 | 6,740.72 | 360.00 | 0.00 | 0.00 | 360.00 | 5.34% | New | X1 Series | Commercial | Apr - 23 |
| 7849 | Apr - 23 | Mar - 20 | 6,157.50 | 503.78 | 0.00 | 0.00 | 503.78 | 8.18% | New | MINI Clubman | Private Individual | Apr - 23 |

Bavarian Sky S.A., Compartment German Auto Leases 6
Monthly Investor Report

Reporting Date: June 09, 2023
 Payment Date: June 20, 2023
 Period No.: 23
 Monthly Period: May, 2023
 Interest Period: May 22, 2023 to June 20, 2023
 = 29 days

8b. Defaulted Amount & Recovery Amount - Lease Level Data* (Out of Deal)

| | Month / Year of Default | Month / Year of Lease Origination | Discounted Lease Balance (Initial) | Discounted Lease Balance at Default ** | Recovery (Current Period) | Recovery Total | Discounted Lease Balance End of Period | Net Loss in % | Vehicle Type (New / Used) | Vehicle Class | Customer Type | Out of Deal (Month / Year) |
|------|-------------------------|-----------------------------------|------------------------------------|--|---------------------------|----------------|--|---------------|---------------------------|---------------|--------------------|----------------------------|
| 7850 | Apr - 23 | Mar - 20 | 8,604.75 | 326.43 | 0.00 | 0.00 | 326.43 | 3.79% | New | X3 Series | Private Individual | Apr - 23 |
| 7851 | Apr - 23 | Mar - 20 | 8,218.20 | 125.81 | 0.00 | 0.00 | 125.81 | 1.53% | New | MINI Hatch | Commercial | Apr - 23 |
| 7852 | Apr - 23 | Mar - 20 | 11,506.26 | 580.71 | 0.00 | 0.00 | 580.71 | 5.05% | New | X5 Series | Private Individual | Apr - 23 |
| 7853 | Apr - 23 | Mar - 20 | 5,772.88 | 294.12 | 0.00 | 0.00 | 294.12 | 5.09% | New | X1 Series | Private Individual | Apr - 23 |
| 7854 | Apr - 23 | Mar - 20 | 9,260.44 | 15.60 | 0.00 | 0.00 | 15.60 | 0.17% | New | X2 Series | Private Individual | Apr - 23 |
| 7855 | Apr - 23 | Mar - 20 | 20,595.52 | 1,046.00 | 0.00 | 0.00 | 1,046.00 | 5.08% | New | X7 Series | Commercial | Apr - 23 |
| 7856 | Apr - 23 | Mar - 20 | 2,410.76 | 121.86 | 0.00 | 0.00 | 121.86 | 5.05% | New | MINI Hatch | Private Individual | Apr - 23 |
| 7857 | Apr - 23 | Mar - 20 | 4,479.18 | 226.06 | 0.00 | 0.00 | 226.06 | 5.05% | New | MINI Hatch | Commercial | Apr - 23 |
| 7858 | Apr - 23 | Mar - 20 | 2,974.38 | 152.75 | 0.00 | 0.00 | 152.75 | 5.14% | New | MINI Hatch | Commercial | Apr - 23 |
| 7859 | Apr - 23 | Mar - 20 | 4,978.50 | 251.26 | 0.00 | 0.00 | 251.26 | 5.05% | New | 1 Series | Private Individual | Apr - 23 |
| 7860 | Apr - 23 | Mar - 20 | 4,330.47 | 169.74 | 0.00 | 0.00 | 169.74 | 3.92% | New | i3 Series | Commercial | Apr - 23 |
| 7861 | Apr - 23 | Mar - 20 | 6,201.62 | 312.99 | 0.00 | 0.00 | 312.99 | 5.05% | New | X2 Series | Commercial | Apr - 23 |
| 7862 | Apr - 23 | Mar - 20 | 7,647.14 | 386.55 | 0.00 | 0.00 | 386.55 | 5.05% | New | 5 Series | Private Individual | Apr - 23 |
| 7863 | Apr - 23 | Mar - 20 | 5,080.33 | 264.71 | 0.00 | 0.00 | 264.71 | 5.21% | New | MINI Clubman | Private Individual | Apr - 23 |
| 7864 | Apr - 23 | Mar - 20 | 3,879.26 | 196.10 | 0.00 | 0.00 | 196.10 | 5.06% | New | MINI Hatch | Private Individual | Apr - 23 |
| 7865 | Apr - 23 | Mar - 20 | 6,537.11 | 118.32 | 0.00 | 0.00 | 118.32 | 1.81% | New | MINI Hatch | Commercial | Apr - 23 |
| 7866 | Apr - 23 | Mar - 20 | 3,670.96 | 185.27 | 0.00 | 0.00 | 185.27 | 5.05% | New | MINI Hatch | Private Individual | Apr - 23 |
| 7867 | Apr - 23 | Mar - 20 | 6,105.41 | 310.08 | 0.00 | 0.00 | 310.08 | 5.08% | New | X1 Series | Private Individual | Apr - 23 |
| 7868 | Apr - 23 | Mar - 20 | 5,778.19 | 291.62 | 0.00 | 0.00 | 291.62 | 5.05% | New | MINI Clubman | Commercial | Apr - 23 |
| 7869 | Apr - 23 | Mar - 20 | 13,369.60 | 507.23 | 0.00 | 0.00 | 507.23 | 3.79% | New | 8 Series | Commercial | Apr - 23 |
| 7870 | Apr - 23 | Mar - 20 | 6,579.28 | 332.05 | 0.00 | 0.00 | 332.05 | 5.05% | New | X3 Series | Commercial | Apr - 23 |
| 7871 | Apr - 23 | Mar - 20 | 4,796.63 | 243.61 | 0.00 | 0.00 | 243.61 | 5.08% | New | X3 Series | Private Individual | Apr - 23 |
| 7872 | Apr - 23 | Mar - 20 | 4,678.71 | 236.13 | 0.00 | 0.00 | 236.13 | 5.05% | New | X2 Series | Private Individual | Apr - 23 |
| 7873 | Apr - 23 | Mar - 20 | 8,201.91 | 427.36 | 0.00 | 0.00 | 427.36 | 5.21% | New | 3 Series | Commercial | Apr - 23 |
| 7874 | Apr - 23 | Mar - 20 | 9,302.78 | 470.24 | 0.00 | 0.00 | 470.24 | 5.05% | New | 3 Series | Commercial | Apr - 23 |
| 7875 | Apr - 23 | Mar - 20 | 10,022.10 | 509.00 | 0.00 | 0.00 | 509.00 | 5.08% | New | MINI Hatch | Commercial | Apr - 23 |
| 7876 | Apr - 23 | Mar - 20 | 4,061.20 | 207.57 | 0.00 | 0.00 | 207.57 | 5.11% | New | 1 Series | Private Individual | Apr - 23 |
| 7877 | Apr - 23 | Mar - 20 | 14,935.83 | 778.23 | 0.00 | 0.00 | 778.23 | 5.21% | New | X5 Series | Commercial | Apr - 23 |
| 7878 | Apr - 23 | Mar - 20 | 7,162.43 | 380.00 | 0.00 | 0.00 | 380.00 | 5.31% | New | X1 Series | Commercial | Apr - 23 |
| 7879 | Apr - 23 | Mar - 20 | 6,116.68 | 315.13 | 0.00 | 0.00 | 315.13 | 5.15% | New | MINI Hatch | Private Individual | Apr - 23 |
| 7880 | Apr - 23 | Mar - 20 | 3,308.32 | 167.24 | 0.00 | 0.00 | 167.24 | 5.06% | New | 1 Series | Private Individual | Apr - 23 |
| 7881 | Apr - 23 | Apr - 20 | 20,404.54 | 16.20 | 0.00 | 0.00 | 16.20 | 0.08% | New | 5 Series | Commercial | Apr - 23 |

Bavarian Sky S.A., Compartment German Auto Leases 6

Monthly Investor Report

Reporting Date: June 09, 2023
 Payment Date: June 20, 2023
 Period No.: 23
 Monthly Period: May, 2023
 Interest Period: May 22, 2023 to June 20, 2023
 = 29 days

8b. Defaulted Amount & Recovery Amount - Lease Level Data* (Out of Deal)

| | Month / Year of Default | Month / Year of Lease Origination | Discounted Lease Balance (Initial) | Discounted Lease Balance at Default ** | Recovery (Current Period) | Recovery Total | Discounted Lease Balance End of Period | Net Loss in % | Vehicle Type (New / Used) | Vehicle Class | Customer Type | Out of Deal (Month / Year) |
|------|-------------------------|-----------------------------------|------------------------------------|--|---------------------------|----------------|--|---------------|---------------------------|---------------|--------------------|----------------------------|
| 7882 | Apr - 23 | Apr - 20 | 5,624.21 | 86.10 | 0.00 | 0.00 | 86.10 | 1.53% | New | X1 Series | Commercial | Apr - 23 |
| 7883 | Apr - 23 | Apr - 20 | 8,976.36 | 232.35 | 0.00 | 0.00 | 232.35 | 2.59% | New | X1 Series | Private Individual | Apr - 23 |
| 7884 | Apr - 23 | Apr - 20 | 6,413.30 | 567.77 | 0.00 | 0.00 | 567.77 | 8.85% | New | X3 Series | Private Individual | Apr - 23 |
| 7885 | Apr - 23 | Apr - 20 | 3,315.14 | 297.71 | 0.00 | 0.00 | 297.71 | 8.98% | New | 4 Series | Commercial | Apr - 23 |
| 7886 | Apr - 23 | Apr - 20 | 11,936.55 | 503.41 | 0.00 | 0.00 | 503.41 | 4.22% | New | X1 Series | Commercial | Apr - 23 |
| 7887 | Apr - 23 | Apr - 20 | 12,950.71 | 653.61 | 0.00 | 0.00 | 653.61 | 5.05% | New | 5 Series | Commercial | Apr - 23 |
| 7888 | Apr - 23 | Apr - 20 | 9,523.52 | 485.21 | 0.00 | 0.00 | 485.21 | 5.09% | New | X3 Series | Private Individual | Apr - 23 |
| 7889 | Apr - 23 | Apr - 20 | 4,010.02 | 203.66 | 0.00 | 0.00 | 203.66 | 5.08% | New | X2 Series | Private Individual | Apr - 23 |
| 7890 | Apr - 23 | Apr - 20 | 10,337.14 | 525.00 | 0.00 | 0.00 | 525.00 | 5.08% | New | MINI Hatch | Commercial | Apr - 23 |
| 7891 | Apr - 23 | Apr - 20 | 3,646.39 | 184.03 | 0.00 | 0.00 | 184.03 | 5.05% | New | 2 Series | Private Individual | Apr - 23 |
| 7892 | Apr - 23 | Apr - 20 | 2,984.93 | 268.83 | 0.00 | 0.00 | 268.83 | 9.01% | New | 1 Series | Commercial | Apr - 23 |
| 7893 | Apr - 23 | Apr - 20 | 9,395.82 | 501.80 | 0.00 | 0.00 | 501.80 | 5.34% | New | X3 Series | Commercial | Apr - 23 |
| 7894 | Apr - 23 | Apr - 20 | 3,693.65 | 195.96 | 0.00 | 0.00 | 195.96 | 5.31% | New | 5 Series | Private Individual | Apr - 23 |
| 7895 | Apr - 23 | Apr - 20 | 4,418.77 | 370.37 | 0.00 | 0.00 | 370.37 | 8.38% | New | 5 Series | Commercial | Apr - 23 |
| 7896 | Apr - 23 | Apr - 20 | 13,170.33 | 671.01 | 0.00 | 0.00 | 671.01 | 5.09% | New | X5 Series | Commercial | Apr - 23 |
| 7897 | Apr - 23 | Apr - 20 | 3,812.44 | 76.96 | 0.00 | 0.00 | 76.96 | 2.02% | New | 1 Series | Commercial | Apr - 23 |
| 7898 | Apr - 23 | Apr - 20 | 11,935.34 | 621.89 | 0.00 | 0.00 | 621.89 | 5.21% | New | X3 Series | Private Individual | Apr - 23 |
| 7899 | Apr - 23 | Apr - 20 | 4,987.03 | 256.52 | 0.00 | 0.00 | 256.52 | 5.14% | New | MINI Clubman | Commercial | Apr - 23 |
| 7900 | Apr - 23 | May - 20 | 3,866.00 | 195.42 | 0.00 | 0.00 | 195.42 | 5.05% | New | MINI Hatch | Commercial | Apr - 23 |
| 7901 | Apr - 23 | May - 20 | 6,332.37 | 399.00 | 0.00 | 0.00 | 399.00 | 6.30% | New | 2 Series | Commercial | Apr - 23 |
| 7902 | Apr - 23 | May - 20 | 9,457.48 | 482.61 | 0.00 | 0.00 | 482.61 | 5.10% | New | 3 Series | Commercial | Apr - 23 |
| 7903 | Apr - 23 | June - 20 | 2,001.10 | 102.44 | 0.00 | 0.00 | 102.44 | 5.12% | New | 5 Series | Commercial | Apr - 23 |
| 7904 | Apr - 23 | Aug - 20 | 8,604.02 | 453.47 | 0.00 | 0.00 | 453.47 | 5.27% | New | X1 Series | Commercial | Apr - 23 |
| 7905 | Apr - 23 | Sept - 20 | 16,101.63 | 840.34 | 0.00 | 0.00 | 840.34 | 5.22% | New | X4 Series | Private Individual | Apr - 23 |
| 7906 | Apr - 23 | Sept - 20 | 2,981.67 | 152.88 | 0.00 | 0.00 | 152.88 | 5.13% | New | Group Others | Private Individual | Apr - 23 |
| 7907 | Apr - 23 | Feb - 21 | 8,421.31 | 639.00 | 0.00 | 0.00 | 639.00 | 7.59% | New | X3 Series | Commercial | Apr - 23 |
| 7908 | Apr - 23 | Feb - 21 | 2,870.54 | 152.04 | 0.00 | 0.00 | 152.04 | 5.30% | New | i3 Series | Private Individual | Apr - 23 |
| 7909 | Apr - 23 | Feb - 21 | 2,455.08 | 130.25 | 0.00 | 0.00 | 130.25 | 5.31% | New | 1 Series | Private Individual | Apr - 23 |
| 7910 | Apr - 23 | Feb - 21 | 5,444.16 | 276.87 | 0.00 | 0.00 | 276.87 | 5.09% | New | 5 Series | Private Individual | Apr - 23 |
| 7911 | Apr - 23 | Feb - 21 | 4,736.00 | 251.26 | 0.00 | 0.00 | 251.26 | 5.31% | New | 5 Series | Private Individual | Apr - 23 |
| 7912 | Apr - 23 | Feb - 21 | 1,766.43 | 103.89 | 0.00 | 0.00 | 103.89 | 5.88% | New | 2 Series | Private Individual | Apr - 23 |
| 7913 | Apr - 23 | Feb - 21 | 3,238.89 | 87.24 | 0.00 | 0.00 | 87.24 | 2.69% | New | i3 Series | Private Individual | Apr - 23 |

Bavarian Sky S.A., Compartment German Auto Leases 6

Monthly Investor Report

Reporting Date: June 09, 2023
 Payment Date: June 20, 2023
 Period No.: 23
 Monthly Period: May, 2023
 Interest Period: May 22, 2023 to June 20, 2023
 = 29 days

8b. Defaulted Amount & Recovery Amount - Lease Level Data* (Out of Deal)

| | Month / Year of Default | Month / Year of Lease Origination | Discounted Lease Balance (Initial) | Discounted Lease Balance at Default ** | Recovery (Current Period) | Recovery Total | Discounted Lease Balance End of Period | Net Loss in % | Vehicle Type (New / Used) | Vehicle Class | Customer Type | Out of Deal (Month / Year) |
|------|-------------------------|-----------------------------------|------------------------------------|--|---------------------------|----------------|--|---------------|---------------------------|---------------|--------------------|----------------------------|
| 7914 | Apr - 23 | Feb - 21 | 6,610.95 | 349.00 | 0.00 | 0.00 | 349.00 | 5.28% | New | i3 Series | Commercial | Apr - 23 |
| 7915 | Apr - 23 | Feb - 21 | 5,426.47 | 286.47 | 0.00 | 0.00 | 286.47 | 5.28% | New | Z4 Series | Private Individual | Apr - 23 |
| 7916 | Apr - 23 | Feb - 21 | 5,456.18 | 288.99 | 0.00 | 0.00 | 288.99 | 5.30% | New | 5 Series | Private Individual | Apr - 23 |
| 7917 | Apr - 23 | Feb - 21 | 967.80 | 51.26 | 0.00 | 0.00 | 51.26 | 5.30% | New | 5 Series | Private Individual | Apr - 23 |
| 7918 | Apr - 23 | Feb - 21 | 3,760.37 | 199.50 | 0.00 | 0.00 | 199.50 | 5.31% | New | 1 Series | Commercial | Apr - 23 |
| 7919 | Apr - 23 | Feb - 21 | 2,201.05 | 116.58 | 0.00 | 0.00 | 116.58 | 5.30% | New | X2 Series | Commercial | Apr - 23 |
| 7920 | Apr - 23 | Feb - 21 | 3,597.57 | 135.91 | 0.00 | 0.00 | 135.91 | 3.78% | New | 6 Series | Private Individual | Apr - 23 |
| 7921 | Apr - 23 | Feb - 21 | 6,158.75 | 323.53 | 0.00 | 0.00 | 323.53 | 5.25% | New | 5 Series | Commercial | Apr - 23 |
| 7922 | Apr - 23 | Feb - 21 | 5,451.80 | 359.98 | 0.00 | 0.00 | 359.98 | 6.60% | New | 5 Series | Commercial | Apr - 23 |
| 7923 | Apr - 23 | Feb - 21 | 6,753.95 | 371.87 | 0.00 | 0.00 | 371.87 | 5.51% | New | X1 Series | Private Individual | Apr - 23 |
| 7924 | Apr - 23 | Feb - 21 | 4,450.82 | 236.13 | 0.00 | 0.00 | 236.13 | 5.31% | New | X2 Series | Commercial | Apr - 23 |
| 7925 | Apr - 23 | Feb - 21 | 4,593.50 | 243.70 | 0.00 | 0.00 | 243.70 | 5.31% | New | MINI Hatch | Private Individual | Apr - 23 |
| 7926 | Apr - 23 | Feb - 21 | 2,054.70 | 167.23 | 0.00 | 0.00 | 167.23 | 8.14% | New | 2 Series | Commercial | Apr - 23 |
| 7927 | Apr - 23 | Feb - 21 | 3,976.23 | 209.91 | 0.00 | 0.00 | 209.91 | 5.28% | New | 1 Series | Private Individual | Apr - 23 |
| 7928 | Apr - 23 | Feb - 21 | 6,087.06 | 318.20 | 0.00 | 0.00 | 318.20 | 5.23% | New | Group Others | Private Individual | Apr - 23 |
| 7929 | Apr - 23 | Mar - 21 | 4,756.21 | 251.50 | 0.00 | 0.00 | 251.50 | 5.29% | New | 5 Series | Private Individual | Apr - 23 |
| 7930 | Apr - 23 | Mar - 21 | 4,653.57 | 244.06 | 0.00 | 0.00 | 244.06 | 5.24% | New | 5 Series | Private Individual | Apr - 23 |
| 7931 | Apr - 23 | Mar - 21 | 2,324.25 | 121.50 | 0.00 | 0.00 | 121.50 | 5.23% | New | 1 Series | Commercial | Apr - 23 |
| 7932 | Apr - 23 | Mar - 21 | 1,511.24 | 79.00 | 0.00 | 0.00 | 79.00 | 5.23% | New | 1 Series | Commercial | Apr - 23 |
| 7933 | Apr - 23 | Mar - 21 | 794.20 | 46.03 | 0.00 | 0.00 | 46.03 | 5.80% | New | 5 Series | Commercial | Apr - 23 |
| 7934 | Apr - 23 | Mar - 21 | 2,402.12 | 13.64 | 0.00 | 0.00 | 13.64 | 0.57% | New | MINI Hatch | Private Individual | Apr - 23 |
| 7935 | Apr - 23 | Mar - 21 | 3,609.71 | 188.39 | 0.00 | 0.00 | 188.39 | 5.22% | New | 2 Series | Private Individual | Apr - 23 |
| 7936 | Apr - 23 | Mar - 21 | 5,309.67 | 281.23 | 0.00 | 0.00 | 281.23 | 5.30% | New | 5 Series | Private Individual | Apr - 23 |
| 7937 | Apr - 23 | Mar - 21 | 13,068.64 | 1,134.45 | 0.00 | 0.00 | 1,134.45 | 8.68% | New | 8 Series | Commercial | Apr - 23 |
| 7938 | Apr - 23 | Mar - 21 | 7,453.91 | 409.00 | 0.00 | 0.00 | 409.00 | 5.49% | New | 5 Series | Private Individual | Apr - 23 |
| 7939 | Apr - 23 | Mar - 21 | 4,818.38 | 16.63 | 0.00 | 0.00 | 16.63 | 0.35% | New | i3 Series | Private Individual | Apr - 23 |
| 7940 | Apr - 23 | Mar - 21 | 12,264.46 | 600.34 | 0.00 | 0.00 | 600.34 | 4.89% | New | MINI Hatch | Commercial | Apr - 23 |
| 7941 | Apr - 23 | Mar - 21 | 4,999.35 | 261.34 | 0.00 | 0.00 | 261.34 | 5.23% | New | 3 Series | Private Individual | Apr - 23 |
| 7942 | Apr - 23 | Mar - 21 | 6,490.24 | 425.00 | 0.00 | 0.00 | 425.00 | 6.55% | New | i3 Series | Commercial | Apr - 23 |
| 7943 | Apr - 23 | Mar - 21 | 6,231.90 | 328.99 | 0.00 | 0.00 | 328.99 | 5.28% | New | 5 Series | Private Individual | Apr - 23 |
| 7944 | Apr - 23 | Mar - 21 | 765.46 | 40.61 | 0.00 | 0.00 | 40.61 | 5.31% | New | 2 Series | Private Individual | Apr - 23 |
| 7945 | Apr - 23 | Mar - 21 | 3,215.69 | 169.76 | 0.00 | 0.00 | 169.76 | 5.28% | New | i3 Series | Private Individual | Apr - 23 |

Bavarian Sky S.A., Compartment German Auto Leases 6

Monthly Investor Report

Reporting Date: June 09, 2023
 Payment Date: June 20, 2023
 Period No.: 23
 Monthly Period: May, 2023
 Interest Period: May 22, 2023 to June 20, 2023
 = 29 days

8b. Defaulted Amount & Recovery Amount - Lease Level Data* (Out of Deal)

| | Month / Year of Default | Month / Year of Lease Origination | Discounted Lease Balance (Initial) | Discounted Lease Balance at Default ** | Recovery (Current Period) | Recovery Total | Discounted Lease Balance End of Period | Net Loss in % | Vehicle Type (New / Used) | Vehicle Class | Customer Type | Out of Deal (Month / Year) |
|------|-------------------------|-----------------------------------|------------------------------------|--|---------------------------|----------------|--|---------------|---------------------------|---------------|--------------------|----------------------------|
| 7946 | Apr - 23 | Mar - 21 | 10,679.83 | 552.00 | 0.00 | 0.00 | 552.00 | 5.17% | New | X2 Series | Commercial | Apr - 23 |
| 7947 | Apr - 23 | Mar - 21 | 2,699.51 | 197.22 | 0.00 | 0.00 | 197.22 | 7.31% | New | i3 Series | Commercial | Apr - 23 |
| 7948 | Apr - 23 | Mar - 21 | 2,541.09 | 10.27 | 0.00 | 0.00 | 10.27 | 0.40% | New | 3 Series | Private Individual | Apr - 23 |
| 7949 | Apr - 23 | Mar - 21 | 4,993.87 | 261.48 | 0.00 | 0.00 | 261.48 | 5.24% | New | 5 Series | Private Individual | Apr - 23 |
| 7950 | Apr - 23 | Mar - 21 | 6,724.75 | 371.34 | 0.00 | 0.00 | 371.34 | 5.52% | New | i3 Series | Commercial | Apr - 23 |
| 7951 | Apr - 23 | Mar - 21 | 2,839.20 | 268.91 | 0.00 | 0.00 | 268.91 | 9.47% | New | 5 Series | Private Individual | Apr - 23 |
| 7952 | Apr - 23 | Mar - 21 | 2,056.08 | 126.05 | 0.00 | 0.00 | 126.05 | 6.13% | New | i3 Series | Private Individual | Apr - 23 |
| 7953 | Apr - 23 | Mar - 21 | 5,665.09 | 299.56 | 0.00 | 0.00 | 299.56 | 5.29% | New | 5 Series | Commercial | Apr - 23 |
| 7954 | Apr - 23 | Mar - 21 | 6,124.92 | 380.64 | 0.00 | 0.00 | 380.64 | 6.21% | New | 5 Series | Commercial | Apr - 23 |
| 7955 | Apr - 23 | Mar - 21 | 3,342.51 | 171.93 | 0.00 | 0.00 | 171.93 | 5.14% | New | X1 Series | Private Individual | Apr - 23 |
| 7956 | Apr - 23 | Mar - 21 | 3,640.84 | 174.95 | 0.00 | 0.00 | 174.95 | 4.81% | New | 5 Series | Commercial | Apr - 23 |
| 7957 | Apr - 23 | Mar - 21 | 5,319.58 | 278.99 | 0.00 | 0.00 | 278.99 | 5.24% | New | 5 Series | Commercial | Apr - 23 |
| 7958 | Apr - 23 | Mar - 21 | 2,587.94 | 133.33 | 0.00 | 0.00 | 133.33 | 5.15% | New | MINI Hatch | Private Individual | Apr - 23 |
| 7959 | Apr - 23 | Mar - 21 | 5,717.05 | 294.07 | 0.00 | 0.00 | 294.07 | 5.14% | New | 5 Series | Private Individual | Apr - 23 |
| 7960 | Apr - 23 | Mar - 21 | 4,318.06 | 222.11 | 0.00 | 0.00 | 222.11 | 5.14% | New | 3 Series | Private Individual | Apr - 23 |
| 7961 | Apr - 23 | Mar - 21 | 4,515.31 | 249.04 | 0.00 | 0.00 | 249.04 | 5.52% | New | 5 Series | Private Individual | Apr - 23 |
| 7962 | Apr - 23 | Mar - 21 | 3,591.08 | 199.73 | 0.00 | 0.00 | 199.73 | 5.56% | New | MINI Hatch | Commercial | Apr - 23 |
| 7963 | Apr - 23 | Mar - 21 | 4,049.16 | 213.76 | 0.00 | 0.00 | 213.76 | 5.28% | New | i3 Series | Private Individual | Apr - 23 |
| 7964 | Apr - 23 | Mar - 21 | 3,678.05 | 242.86 | 0.00 | 0.00 | 242.86 | 6.60% | New | 3 Series | Private Individual | Apr - 23 |
| 7965 | Apr - 23 | Mar - 21 | 3,238.62 | 166.32 | 0.00 | 0.00 | 166.32 | 5.14% | New | i3 Series | Private Individual | Apr - 23 |
| 7966 | Apr - 23 | Mar - 21 | 5,040.09 | 263.90 | 0.00 | 0.00 | 263.90 | 5.24% | New | 3 Series | Commercial | Apr - 23 |
| 7967 | Apr - 23 | Mar - 21 | 2,279.02 | 119.33 | 0.00 | 0.00 | 119.33 | 5.24% | New | 3 Series | Private Individual | Apr - 23 |
| 7968 | Apr - 23 | Mar - 21 | 20,295.75 | 1,043.96 | 0.00 | 0.00 | 1,043.96 | 5.14% | New | X3 Series | Commercial | Apr - 23 |
| 7969 | Apr - 23 | Mar - 21 | 6,365.07 | 351.48 | 0.00 | 0.00 | 351.48 | 5.52% | New | 5 Series | Commercial | Apr - 23 |
| 7970 | Apr - 23 | Mar - 21 | 2,733.14 | 147.69 | 0.00 | 0.00 | 147.69 | 5.40% | New | i3 Series | Private Individual | Apr - 23 |
| 7971 | Apr - 23 | Mar - 21 | 8,971.81 | 469.00 | 0.00 | 0.00 | 469.00 | 5.23% | New | X3 Series | Commercial | Apr - 23 |
| 7972 | Apr - 23 | Mar - 21 | 4,398.64 | 16.81 | 0.00 | 0.00 | 16.81 | 0.38% | New | i3 Series | Commercial | Apr - 23 |
| 7973 | Apr - 23 | Mar - 21 | 4,231.01 | 293.48 | 0.00 | 0.00 | 293.48 | 6.94% | New | 3 Series | Commercial | Apr - 23 |
| 7974 | Apr - 23 | Mar - 21 | 2,832.38 | 145.69 | 0.00 | 0.00 | 145.69 | 5.14% | New | i3 Series | Private Individual | Apr - 23 |
| 7975 | Apr - 23 | Mar - 21 | 2,504.60 | 128.83 | 0.00 | 0.00 | 128.83 | 5.14% | New | i3 Series | Commercial | Apr - 23 |
| 7976 | Apr - 23 | Mar - 21 | 3,433.18 | 164.07 | 0.00 | 0.00 | 164.07 | 4.78% | New | i3 Series | Private Individual | Apr - 23 |
| 7977 | Apr - 23 | Mar - 21 | 6,671.23 | 343.70 | 0.00 | 0.00 | 343.70 | 5.15% | New | 5 Series | Private Individual | Apr - 23 |

Bavarian Sky S.A., Compartment German Auto Leases 6

Monthly Investor Report

Reporting Date: June 09, 2023
 Payment Date: June 20, 2023
 Period No.: 23
 Monthly Period: May, 2023
 Interest Period: May 22, 2023 to June 20, 2023
 = 29 days

8b. Defaulted Amount & Recovery Amount - Lease Level Data* (Out of Deal)

| | Month / Year of Default | Month / Year of Lease Origination | Discounted Lease Balance (Initial) | Discounted Lease Balance at Default ** | Recovery (Current Period) | Recovery Total | Discounted Lease Balance End of Period | Net Loss in % | Vehicle Type (New / Used) | Vehicle Class | Customer Type | Out of Deal (Month / Year) |
|------|-------------------------|-----------------------------------|------------------------------------|--|---------------------------|----------------|--|---------------|---------------------------|---------------|--------------------|----------------------------|
| 7978 | Apr - 23 | Mar - 21 | 2,424.81 | 126.55 | 0.00 | 0.00 | 126.55 | 5.22% | New | 2 Series | Private Individual | Apr - 23 |
| 7979 | Apr - 23 | Mar - 21 | 4,876.72 | 16.83 | 0.00 | 0.00 | 16.83 | 0.35% | New | i3 Series | Commercial | Apr - 23 |
| 7980 | Apr - 23 | Mar - 21 | 4,871.31 | 16.81 | 0.00 | 0.00 | 16.81 | 0.35% | New | i3 Series | Commercial | Apr - 23 |
| 7981 | Apr - 23 | Mar - 21 | 5,069.36 | 265.00 | 0.00 | 0.00 | 265.00 | 5.23% | New | i3 Series | Commercial | Apr - 23 |
| 7982 | Apr - 23 | Mar - 21 | 7,515.85 | 392.25 | 0.00 | 0.00 | 392.25 | 5.22% | New | 5 Series | Private Individual | Apr - 23 |
| 7983 | Apr - 23 | Mar - 21 | 6,780.98 | 363.36 | 0.00 | 0.00 | 363.36 | 5.36% | New | 5 Series | Commercial | Apr - 23 |
| 7984 | Apr - 23 | Mar - 21 | 5,296.34 | 272.43 | 0.00 | 0.00 | 272.43 | 5.14% | New | 5 Series | Commercial | Apr - 23 |
| 7985 | Apr - 23 | Mar - 21 | 4,092.84 | 118.96 | 0.00 | 0.00 | 118.96 | 2.91% | New | i3 Series | Commercial | Apr - 23 |
| 7986 | Apr - 23 | Mar - 21 | 3,887.34 | 199.00 | 0.00 | 0.00 | 199.00 | 5.12% | New | i3 Series | Commercial | Apr - 23 |
| 7987 | Apr - 23 | Mar - 21 | 7,487.29 | 390.76 | 0.00 | 0.00 | 390.76 | 5.22% | New | 5 Series | Private Individual | Apr - 23 |
| 7988 | Apr - 23 | Mar - 21 | 2,177.34 | 113.82 | 0.00 | 0.00 | 113.82 | 5.23% | New | i3 Series | Commercial | Apr - 23 |
| 7989 | Apr - 23 | Mar - 21 | 3,269.19 | 180.00 | 0.00 | 0.00 | 180.00 | 5.51% | New | MINI Hatch | Commercial | Apr - 23 |
| 7990 | Apr - 23 | Mar - 21 | 5,978.49 | 10.30 | 0.00 | 0.00 | 10.30 | 0.17% | New | MINI Clubman | Private Individual | Apr - 23 |
| 7991 | Apr - 23 | Mar - 21 | 4,639.00 | 239.00 | 0.00 | 0.00 | 239.00 | 5.15% | New | 5 Series | Private Individual | Apr - 23 |
| 7992 | Apr - 23 | Mar - 21 | 5,458.35 | 284.87 | 0.00 | 0.00 | 284.87 | 5.22% | New | 5 Series | Private Individual | Apr - 23 |
| 7993 | Apr - 23 | Mar - 21 | 1,598.38 | 82.48 | 0.00 | 0.00 | 82.48 | 5.16% | New | 2 Series | Private Individual | Apr - 23 |
| 7994 | Apr - 23 | Mar - 21 | 7,230.93 | 368.99 | 0.00 | 0.00 | 368.99 | 5.10% | New | 5 Series | Private Individual | Apr - 23 |
| 7995 | Apr - 23 | Mar - 21 | 3,637.78 | 185.34 | 0.00 | 0.00 | 185.34 | 5.09% | New | i3 Series | Private Individual | Apr - 23 |
| 7996 | Apr - 23 | Mar - 21 | 7,932.94 | 418.79 | 0.00 | 0.00 | 418.79 | 5.28% | New | 5 Series | Private Individual | Apr - 23 |
| 7997 | Apr - 23 | Mar - 21 | 5,135.57 | 261.65 | 0.00 | 0.00 | 261.65 | 5.09% | New | i3 Series | Commercial | Apr - 23 |
| 7998 | Apr - 23 | Mar - 21 | 7,958.94 | 570.88 | 0.00 | 0.00 | 570.88 | 7.17% | New | 5 Series | Commercial | Apr - 23 |
| 7999 | Apr - 23 | Mar - 21 | 16,200.14 | 859.47 | 0.00 | 0.00 | 859.47 | 5.31% | New | X5 Series | Commercial | Apr - 23 |
| 8000 | Apr - 23 | Mar - 21 | 21,582.06 | 1,101.32 | 0.00 | 0.00 | 1,101.32 | 5.10% | New | X5 Series | Commercial | Apr - 23 |
| 8001 | Apr - 23 | Mar - 21 | 6,044.61 | 20.86 | 0.00 | 0.00 | 20.86 | 0.35% | New | 3 Series | Private Individual | Apr - 23 |
| 8002 | Apr - 23 | Mar - 21 | 2,782.46 | 145.69 | 0.00 | 0.00 | 145.69 | 5.24% | New | i3 Series | Private Individual | Apr - 23 |
| 8003 | Apr - 23 | Mar - 21 | 3,511.70 | 209.24 | 0.00 | 0.00 | 209.24 | 5.96% | New | i3 Series | Commercial | Apr - 23 |
| 8004 | Apr - 23 | Mar - 21 | 4,375.06 | 221.50 | 0.00 | 0.00 | 221.50 | 5.06% | New | i3 Series | Private Individual | Apr - 23 |
| 8005 | Apr - 23 | Mar - 21 | 5,951.93 | 300.86 | 0.00 | 0.00 | 300.86 | 5.05% | New | i3 Series | Private Individual | Apr - 23 |
| 8006 | Apr - 23 | Mar - 21 | 4,747.76 | 249.00 | 0.00 | 0.00 | 249.00 | 5.24% | New | 5 Series | Private Individual | Apr - 23 |
| 8007 | Apr - 23 | Mar - 21 | 5,196.22 | 17.93 | 0.00 | 0.00 | 17.93 | 0.35% | New | 3 Series | Commercial | Apr - 23 |
| 8008 | Apr - 23 | Mar - 21 | 4,665.63 | 235.84 | 0.00 | 0.00 | 235.84 | 5.05% | New | i3 Series | Private Individual | Apr - 23 |
| 8009 | Apr - 23 | Mar - 21 | 4,579.32 | 233.68 | 0.00 | 0.00 | 233.68 | 5.10% | New | 3 Series | Private Individual | Apr - 23 |

Bavarian Sky S.A., Compartment German Auto Leases 6

Monthly Investor Report

Reporting Date: June 09, 2023
 Payment Date: June 20, 2023
 Period No.: 23
 Monthly Period: May, 2023
 Interest Period: May 22, 2023 to June 20, 2023
 = 29 days

8b. Defaulted Amount & Recovery Amount - Lease Level Data* (Out of Deal)

| | Month / Year of Default | Month / Year of Lease Origination | Discounted Lease Balance (Initial) | Discounted Lease Balance at Default ** | Recovery (Current Period) | Recovery Total | Discounted Lease Balance End of Period | Net Loss in % | Vehicle Type (New / Used) | Vehicle Class | Customer Type | Out of Deal (Month / Year) |
|------|-------------------------|-----------------------------------|------------------------------------|--|---------------------------|----------------|--|---------------|---------------------------|---------------|--------------------|----------------------------|
| 8010 | Apr - 23 | Mar - 21 | 3,767.40 | 191.64 | 0.00 | 0.00 | 191.64 | 5.09% | New | MINI Hatch | Commercial | Apr - 23 |
| 8011 | Apr - 23 | Mar - 21 | 5,965.09 | 302.00 | 0.00 | 0.00 | 302.00 | 5.06% | New | 5 Series | Private Individual | Apr - 23 |
| 8012 | Apr - 23 | Mar - 21 | 2,266.69 | 215.34 | 0.00 | 0.00 | 215.34 | 9.50% | New | i3 Series | Private Individual | Apr - 23 |
| 8013 | Apr - 23 | Mar - 21 | 16,601.50 | 987.33 | 0.00 | 0.00 | 987.33 | 5.95% | New | X6 Series | Private Individual | Apr - 23 |
| 8014 | Apr - 23 | Mar - 21 | 5,100.39 | 284.75 | 0.00 | 0.00 | 284.75 | 5.58% | New | 5 Series | Private Individual | Apr - 23 |
| 8015 | Apr - 23 | Mar - 21 | 3,767.40 | 191.64 | 0.00 | 0.00 | 191.64 | 5.09% | New | MINI Hatch | Commercial | Apr - 23 |
| 8016 | Apr - 23 | Mar - 21 | 4,204.22 | 213.86 | 0.00 | 0.00 | 213.86 | 5.09% | New | 1 Series | Private Individual | Apr - 23 |
| 8017 | Apr - 23 | Mar - 21 | 2,275.94 | 116.14 | 0.00 | 0.00 | 116.14 | 5.10% | New | i3 Series | Commercial | Apr - 23 |
| 8018 | Apr - 23 | Mar - 21 | 4,253.35 | 215.00 | 0.00 | 0.00 | 215.00 | 5.05% | New | 2 Series | Commercial | Apr - 23 |
| 8019 | Apr - 23 | Mar - 21 | 2,275.94 | 116.14 | 0.00 | 0.00 | 116.14 | 5.10% | New | i3 Series | Commercial | Apr - 23 |
| 8020 | Apr - 23 | Mar - 21 | 3,187.68 | 179.85 | 0.00 | 0.00 | 179.85 | 5.64% | Used | Group Others | Private Individual | Apr - 23 |
| 8021 | Apr - 23 | Mar - 21 | 6,344.02 | 21.89 | 0.00 | 0.00 | 21.89 | 0.35% | New | 3 Series | Commercial | Apr - 23 |
| 8022 | Apr - 23 | Mar - 21 | 5,160.41 | 243.82 | 0.00 | 0.00 | 243.82 | 4.72% | New | i3 Series | Commercial | Apr - 23 |
| 8023 | Apr - 23 | Mar - 21 | 12,058.55 | 609.54 | 0.00 | 0.00 | 609.54 | 5.05% | New | 4 Series | Private Individual | Apr - 23 |
| 8024 | Apr - 23 | Mar - 21 | 3,605.36 | 156.42 | 0.00 | 0.00 | 156.42 | 4.34% | New | i3 Series | Commercial | Apr - 23 |
| 8025 | Apr - 23 | Mar - 21 | 3,079.74 | 163.12 | 0.00 | 0.00 | 163.12 | 5.30% | New | i3 Series | Private Individual | Apr - 23 |
| 8026 | Apr - 23 | Mar - 21 | 8,339.52 | 431.03 | 0.00 | 0.00 | 431.03 | 5.17% | New | 5 Series | Private Individual | Apr - 23 |
| 8027 | Apr - 23 | Mar - 21 | 3,209.88 | 168.07 | 0.00 | 0.00 | 168.07 | 5.24% | New | 5 Series | Private Individual | Apr - 23 |
| 8028 | Apr - 23 | Mar - 21 | 7,846.97 | 399.16 | 0.00 | 0.00 | 399.16 | 5.09% | New | 5 Series | Private Individual | Apr - 23 |
| 8029 | Apr - 23 | Mar - 21 | 6,770.06 | 449.84 | 0.00 | 0.00 | 449.84 | 6.64% | New | 5 Series | Private Individual | Apr - 23 |
| 8030 | Apr - 23 | Mar - 21 | 12,210.61 | 227.75 | 0.00 | 0.00 | 227.75 | 1.87% | New | MINI Clubman | Private Individual | Apr - 23 |
| 8031 | Apr - 23 | Mar - 21 | 1,606.96 | 88.74 | 0.00 | 0.00 | 88.74 | 5.52% | New | Group Others | Private Individual | Apr - 23 |
| 8032 | Apr - 23 | Mar - 21 | 5,863.63 | 270.15 | 0.00 | 0.00 | 270.15 | 4.61% | New | 3 Series | Commercial | Apr - 23 |
| 8033 | Apr - 23 | Mar - 21 | 10,954.47 | 167.70 | 0.00 | 0.00 | 167.70 | 1.53% | New | MINI Clubman | Commercial | Apr - 23 |
| 8034 | Apr - 23 | Apr - 21 | 9,232.40 | 489.00 | 0.00 | 0.00 | 489.00 | 5.30% | New | 1 Series | Commercial | Apr - 23 |
| 8035 | Apr - 23 | Apr - 21 | 4,555.49 | 243.70 | 0.00 | 0.00 | 243.70 | 5.35% | New | Group Others | Private Individual | Apr - 23 |
| 8036 | Apr - 23 | Apr - 21 | 3,893.11 | 196.79 | 0.00 | 0.00 | 196.79 | 5.05% | New | i3 Series | Commercial | Apr - 23 |
| 8037 | Apr - 23 | Apr - 21 | 3,360.58 | 212.17 | 0.00 | 0.00 | 212.17 | 6.31% | New | i3 Series | Commercial | Apr - 23 |
| 8038 | Apr - 23 | Apr - 21 | 3,910.15 | 199.85 | 0.00 | 0.00 | 199.85 | 5.11% | New | MINI Hatch | Private Individual | Apr - 23 |
| 8039 | Apr - 23 | Apr - 21 | 4,515.60 | 216.99 | 0.00 | 0.00 | 216.99 | 4.81% | New | i3 Series | Private Individual | Apr - 23 |
| 8040 | Apr - 23 | Apr - 21 | 17,616.36 | 328.57 | 0.00 | 0.00 | 328.57 | 1.87% | New | 4 Series | Commercial | Apr - 23 |
| 8041 | Apr - 23 | Apr - 21 | 4,767.32 | 240.98 | 0.00 | 0.00 | 240.98 | 5.05% | New | 3 Series | Private Individual | Apr - 23 |

Bavarian Sky S.A., Compartment German Auto Leases 6

Monthly Investor Report

Reporting Date: June 09, 2023
 Payment Date: June 20, 2023
 Period No.: 23
 Monthly Period: May, 2023
 Interest Period: May 22, 2023 to June 20, 2023
 = 29 days

8b. Defaulted Amount & Recovery Amount - Lease Level Data* (Out of Deal)

| | Month / Year of Default | Month / Year of Lease Origination | Discounted Lease Balance (Initial) | Discounted Lease Balance at Default ** | Recovery (Current Period) | Recovery Total | Discounted Lease Balance End of Period | Net Loss in % | Vehicle Type (New / Used) | Vehicle Class | Customer Type | Out of Deal (Month / Year) |
|------|-------------------------|-----------------------------------|------------------------------------|--|---------------------------|----------------|--|---------------|---------------------------|---------------|--------------------|----------------------------|
| 8042 | Apr - 23 | Apr - 21 | 6,524.10 | 215.93 | 0.00 | 0.00 | 215.93 | 3.31% | New | i3 Series | Private Individual | Apr - 23 |
| 8043 | Apr - 23 | Apr - 21 | 6,351.57 | 335.86 | 0.00 | 0.00 | 335.86 | 5.29% | New | 3 Series | Private Individual | Apr - 23 |
| 8044 | Apr - 23 | Apr - 21 | 2,363.76 | 127.73 | 0.00 | 0.00 | 127.73 | 5.40% | New | i3 Series | Commercial | Apr - 23 |
| 8045 | Apr - 23 | Apr - 21 | 11,037.82 | 31.78 | 0.00 | 0.00 | 31.78 | 0.29% | New | X1 Series | Commercial | Apr - 23 |
| 8046 | Apr - 23 | Apr - 21 | 5,254.35 | 274.67 | 0.00 | 0.00 | 274.67 | 5.23% | New | MINI Hatch | Private Individual | Apr - 23 |
| 8047 | May - 23 | Apr - 18 | 5,147.45 | 256.17 | 0.00 | 0.00 | 256.17 | 4.98% | New | 2 Series | Private Individual | May - 23 |
| 8048 | May - 23 | Apr - 18 | 2,770.96 | 136.01 | 0.00 | 0.00 | 136.01 | 4.91% | New | i3 Series | Private Individual | May - 23 |
| 8049 | May - 23 | Mar - 19 | 6,108.56 | 497.17 | 0.00 | 0.00 | 497.17 | 8.14% | New | X3 Series | Commercial | May - 23 |
| 8050 | May - 23 | Mar - 19 | 1,893.39 | 182.10 | 0.00 | 0.00 | 182.10 | 9.62% | New | X1 Series | Private Individual | May - 23 |
| 8051 | May - 23 | Mar - 19 | 13,015.17 | 1,247.90 | 0.00 | 0.00 | 1,247.90 | 9.59% | New | X5 Series | Private Individual | May - 23 |
| 8052 | May - 23 | Mar - 19 | 2,607.93 | 251.60 | 0.00 | 0.00 | 251.60 | 9.65% | New | 1 Series | Private Individual | May - 23 |
| 8053 | May - 23 | Mar - 19 | 5,061.50 | 254.65 | 0.00 | 0.00 | 254.65 | 5.03% | New | X1 Series | Private Individual | May - 23 |
| 8054 | May - 23 | Mar - 19 | 4,798.33 | 359.75 | 0.00 | 0.00 | 359.75 | 7.50% | New | i3 Series | Private Individual | May - 23 |
| 8055 | May - 23 | Mar - 19 | 5,822.51 | 292.48 | 0.00 | 0.00 | 292.48 | 5.02% | New | 1 Series | Commercial | May - 23 |
| 8056 | May - 23 | Mar - 19 | 2,191.06 | 61.95 | 0.00 | 0.00 | 61.95 | 2.83% | New | X1 Series | Private Individual | May - 23 |
| 8057 | May - 23 | Mar - 19 | 5,054.33 | 409.24 | 0.00 | 0.00 | 409.24 | 8.10% | New | X1 Series | Commercial | May - 23 |
| 8058 | May - 23 | Mar - 19 | 4,711.76 | 349.92 | 0.00 | 0.00 | 349.92 | 7.43% | New | 3 Series | Private Individual | May - 23 |
| 8059 | May - 23 | Mar - 19 | 5,632.51 | 449.09 | 0.00 | 0.00 | 449.09 | 7.97% | New | 2 Series | Private Individual | May - 23 |
| 8060 | May - 23 | Mar - 19 | 6,175.97 | 458.66 | 0.00 | 0.00 | 458.66 | 7.43% | New | i3 Series | Private Individual | May - 23 |
| 8061 | May - 23 | Mar - 19 | 1,442.38 | 108.40 | 0.00 | 0.00 | 108.40 | 7.52% | New | X1 Series | Private Individual | May - 23 |
| 8062 | May - 23 | Mar - 19 | 1,998.37 | 123.38 | 0.00 | 0.00 | 123.38 | 6.17% | New | X2 Series | Private Individual | May - 23 |
| 8063 | May - 23 | Apr - 19 | 8,100.70 | 402.52 | 0.00 | 0.00 | 402.52 | 4.97% | New | X1 Series | Private Individual | May - 23 |
| 8064 | May - 23 | Apr - 19 | 881.01 | 83.19 | 0.00 | 0.00 | 83.19 | 9.44% | New | X1 Series | Private Individual | May - 23 |
| 8065 | May - 23 | Apr - 19 | 6,654.46 | 333.75 | 0.00 | 0.00 | 333.75 | 5.02% | New | X2 Series | Private Individual | May - 23 |
| 8066 | May - 23 | Apr - 19 | 3,797.39 | 325.12 | 0.00 | 0.00 | 325.12 | 8.56% | New | X1 Series | Private Individual | May - 23 |
| 8067 | May - 23 | Apr - 19 | 9,441.24 | 475.00 | 0.00 | 0.00 | 475.00 | 5.03% | New | 2 Series | Private Individual | May - 23 |
| 8068 | May - 23 | Apr - 19 | 4,033.45 | 352.09 | 0.00 | 0.00 | 352.09 | 8.73% | New | 1 Series | Private Individual | May - 23 |
| 8069 | May - 23 | Apr - 19 | 5,765.79 | 453.94 | 0.00 | 0.00 | 453.94 | 7.87% | New | X3 Series | Commercial | May - 23 |
| 8070 | May - 23 | Apr - 19 | 3,098.37 | 262.40 | 0.00 | 0.00 | 262.40 | 8.47% | New | X1 Series | Private Individual | May - 23 |
| 8071 | May - 23 | Apr - 19 | 5,563.50 | 301.65 | 0.00 | 0.00 | 301.65 | 5.42% | New | X1 Series | Commercial | May - 23 |
| 8072 | May - 23 | Apr - 19 | 5,823.58 | 288.48 | 0.00 | 0.00 | 288.48 | 4.95% | New | X1 Series | Commercial | May - 23 |
| 8073 | May - 23 | Apr - 19 | 2,948.37 | 277.56 | 0.00 | 0.00 | 277.56 | 9.41% | New | i3 Series | Private Individual | May - 23 |

Bavarian Sky S.A., Compartment German Auto Leases 6

Monthly Investor Report

Reporting Date: June 09, 2023
 Payment Date: June 20, 2023
 Period No.: 23
 Monthly Period: May, 2023
 Interest Period: May 22, 2023 to June 20, 2023
 = 29 days

8b. Defaulted Amount & Recovery Amount - Lease Level Data* (Out of Deal)

| | Month / Year of Default | Month / Year of Lease Origination | Discounted Lease Balance (Initial) | Discounted Lease Balance at Default ** | Recovery (Current Period) | Recovery Total | Discounted Lease Balance End of Period | Net Loss in % | Vehicle Type (New / Used) | Vehicle Class | Customer Type | Out of Deal (Month / Year) |
|------|-------------------------|-----------------------------------|------------------------------------|--|---------------------------|----------------|--|---------------|---------------------------|---------------|--------------------|----------------------------|
| 8074 | May - 23 | Apr - 19 | 5,164.98 | 254.68 | 0.00 | 0.00 | 254.68 | 4.93% | New | X3 Series | Commercial | May - 23 |
| 8075 | May - 23 | Apr - 19 | 4,514.88 | 360.78 | 0.00 | 0.00 | 360.78 | 7.99% | New | X1 Series | Commercial | May - 23 |
| 8076 | May - 23 | Apr - 19 | 5,765.25 | 494.96 | 0.00 | 0.00 | 494.96 | 8.59% | New | X3 Series | Private Individual | May - 23 |
| 8077 | May - 23 | Apr - 19 | 5,207.23 | 265.27 | 0.00 | 0.00 | 265.27 | 5.09% | New | X3 Series | Private Individual | May - 23 |
| 8078 | May - 23 | Apr - 19 | 12,380.25 | 614.22 | 0.00 | 0.00 | 614.22 | 4.96% | New | 4 Series | Private Individual | May - 23 |
| 8079 | May - 23 | Apr - 19 | 17,547.21 | 862.60 | 0.00 | 0.00 | 862.60 | 4.92% | New | 8 Series | Commercial | May - 23 |
| 8080 | May - 23 | Apr - 19 | 2,462.67 | 192.44 | 0.00 | 0.00 | 192.44 | 7.81% | New | X1 Series | Private Individual | May - 23 |
| 8081 | May - 23 | Apr - 19 | 4,578.90 | 335.30 | 0.00 | 0.00 | 335.30 | 7.32% | New | Z4 Series | Private Individual | May - 23 |
| 8082 | May - 23 | Apr - 19 | 2,699.97 | 210.46 | 0.00 | 0.00 | 210.46 | 7.79% | New | X2 Series | Private Individual | May - 23 |
| 8083 | May - 23 | Apr - 19 | 4,273.50 | 210.08 | 0.00 | 0.00 | 210.08 | 4.92% | New | 5 Series | Private Individual | May - 23 |
| 8084 | May - 23 | Apr - 19 | 2,815.38 | 146.22 | 0.00 | 0.00 | 146.22 | 5.19% | New | X1 Series | Private Individual | May - 23 |
| 8085 | May - 23 | Apr - 19 | 8,651.60 | 428.57 | 0.00 | 0.00 | 428.57 | 4.95% | New | 2 Series | Private Individual | May - 23 |
| 8086 | May - 23 | Apr - 19 | 1,140.66 | 95.06 | 0.00 | 0.00 | 95.06 | 8.33% | New | X1 Series | Private Individual | May - 23 |
| 8087 | May - 23 | Apr - 19 | 6,242.86 | 452.94 | 0.00 | 0.00 | 452.94 | 7.26% | New | 1 Series | Commercial | May - 23 |
| 8088 | May - 23 | Apr - 19 | 5,477.45 | 267.23 | 0.00 | 0.00 | 267.23 | 4.88% | New | X1 Series | Private Individual | May - 23 |
| 8089 | May - 23 | Apr - 19 | 3,159.14 | 292.97 | 0.00 | 0.00 | 292.97 | 9.27% | New | 2 Series | Commercial | May - 23 |
| 8090 | May - 23 | Apr - 19 | 1,400.82 | 108.13 | 0.00 | 0.00 | 108.13 | 7.72% | New | X3 Series | Commercial | May - 23 |
| 8091 | May - 23 | Apr - 19 | 2,894.72 | 225.64 | 0.00 | 0.00 | 225.64 | 7.79% | New | 2 Series | Private Individual | May - 23 |
| 8092 | May - 23 | Apr - 19 | 5,579.02 | 385.08 | 0.00 | 0.00 | 385.08 | 6.90% | New | X2 Series | Commercial | May - 23 |
| 8093 | May - 23 | Apr - 19 | 3,844.39 | 360.82 | 0.00 | 0.00 | 360.82 | 9.39% | New | Group Others | Commercial | May - 23 |
| 8094 | May - 23 | Apr - 19 | 2,869.82 | 247.06 | 0.00 | 0.00 | 247.06 | 8.61% | New | X1 Series | Private Individual | May - 23 |
| 8095 | May - 23 | Apr - 19 | 2,947.57 | 261.69 | 0.00 | 0.00 | 261.69 | 8.88% | New | X1 Series | Commercial | May - 23 |
| 8096 | May - 23 | Apr - 19 | 7,071.51 | 241.50 | 0.00 | 0.00 | 241.50 | 3.42% | New | 2 Series | Commercial | May - 23 |
| 8097 | May - 23 | Apr - 19 | 9,298.79 | 461.34 | 0.00 | 0.00 | 461.34 | 4.96% | New | Z4 Series | Private Individual | May - 23 |
| 8098 | May - 23 | Apr - 19 | 4,626.76 | 368.90 | 0.00 | 0.00 | 368.90 | 7.97% | New | 3 Series | Private Individual | May - 23 |
| 8099 | May - 23 | Apr - 19 | 8,193.41 | 398.53 | 0.00 | 0.00 | 398.53 | 4.86% | New | i3 Series | Commercial | May - 23 |
| 8100 | May - 23 | Apr - 19 | 3,185.02 | 260.58 | 0.00 | 0.00 | 260.58 | 8.18% | New | 3 Series | Private Individual | May - 23 |
| 8101 | May - 23 | Apr - 19 | 2,343.15 | 166.18 | 0.00 | 0.00 | 166.18 | 7.09% | New | X1 Series | Private Individual | May - 23 |
| 8102 | May - 23 | Apr - 19 | 4,370.88 | 335.71 | 0.00 | 0.00 | 335.71 | 7.68% | New | X1 Series | Private Individual | May - 23 |
| 8103 | May - 23 | Apr - 19 | 4,433.18 | 222.69 | 0.00 | 0.00 | 222.69 | 5.02% | New | X1 Series | Private Individual | May - 23 |
| 8104 | May - 23 | Apr - 19 | 3,581.01 | 279.83 | 0.00 | 0.00 | 279.83 | 7.81% | New | X1 Series | Private Individual | May - 23 |
| 8105 | May - 23 | Apr - 19 | 4,651.80 | 436.60 | 0.00 | 0.00 | 436.60 | 9.39% | Used | X5 Series | Private Individual | May - 23 |

Bavarian Sky S.A., Compartment German Auto Leases 6

Monthly Investor Report

Reporting Date: June 09, 2023
 Payment Date: June 20, 2023
 Period No.: 23
 Monthly Period: May, 2023
 Interest Period: May 22, 2023 to June 20, 2023
 = 29 days

8b. Defaulted Amount & Recovery Amount - Lease Level Data* (Out of Deal)

| | Month / Year of Default | Month / Year of Lease Origination | Discounted Lease Balance (Initial) | Discounted Lease Balance at Default ** | Recovery (Current Period) | Recovery Total | Discounted Lease Balance End of Period | Net Loss in % | Vehicle Type (New / Used) | Vehicle Class | Customer Type | Out of Deal (Month / Year) |
|------|-------------------------|-----------------------------------|------------------------------------|--|---------------------------|----------------|--|---------------|---------------------------|---------------|--------------------|----------------------------|
| 8106 | May - 23 | Apr - 19 | 2,936.36 | 141.97 | 0.00 | 0.00 | 141.97 | 4.83% | New | X1 Series | Private Individual | May - 23 |
| 8107 | May - 23 | Apr - 19 | 2,518.36 | 222.95 | 0.00 | 0.00 | 222.95 | 8.85% | New | 1 Series | Private Individual | May - 23 |
| 8108 | May - 23 | Apr - 19 | 3,011.65 | 267.38 | 0.00 | 0.00 | 267.38 | 8.88% | New | X1 Series | Private Individual | May - 23 |
| 8109 | May - 23 | Apr - 19 | 4,875.29 | 431.61 | 0.00 | 0.00 | 431.61 | 8.85% | New | 3 Series | Private Individual | May - 23 |
| 8110 | May - 23 | Apr - 19 | 7,829.78 | 389.66 | 0.00 | 0.00 | 389.66 | 4.98% | New | 1 Series | Commercial | May - 23 |
| 8111 | May - 23 | Apr - 19 | 3,816.03 | 321.44 | 0.00 | 0.00 | 321.44 | 8.42% | New | 4 Series | Private Individual | May - 23 |
| 8112 | May - 23 | Apr - 19 | 7,575.45 | 501.25 | 0.00 | 0.00 | 501.25 | 6.62% | New | X5 Series | Commercial | May - 23 |
| 8113 | May - 23 | Apr - 19 | 4,359.21 | 300.38 | 0.00 | 0.00 | 300.38 | 6.89% | New | 1 Series | Commercial | May - 23 |
| 8114 | May - 23 | Apr - 19 | 1,723.25 | 156.10 | 0.00 | 0.00 | 156.10 | 9.06% | New | 1 Series | Private Individual | May - 23 |
| 8115 | May - 23 | Apr - 19 | 18,372.66 | 268.50 | 0.00 | 0.00 | 268.50 | 1.46% | New | X5 Series | Commercial | May - 23 |
| 8116 | May - 23 | Apr - 19 | 2,083.63 | 170.48 | 0.00 | 0.00 | 170.48 | 8.18% | Used | 3 Series | Private Individual | May - 23 |
| 8117 | May - 23 | Apr - 19 | 2,375.72 | 115.73 | 0.00 | 0.00 | 115.73 | 4.87% | New | i3 Series | Private Individual | May - 23 |
| 8118 | May - 23 | Apr - 19 | 7,298.85 | 655.46 | 0.00 | 0.00 | 655.46 | 8.98% | New | X4 Series | Commercial | May - 23 |
| 8119 | May - 23 | Apr - 19 | 8,657.65 | 428.87 | 0.00 | 0.00 | 428.87 | 4.95% | New | 3 Series | Private Individual | May - 23 |
| 8120 | May - 23 | Apr - 19 | 8,191.86 | 670.22 | 0.00 | 0.00 | 670.22 | 8.18% | New | X1 Series | Commercial | May - 23 |
| 8121 | May - 23 | May - 19 | 3,905.43 | 335.29 | 0.00 | 0.00 | 335.29 | 8.59% | New | 1 Series | Private Individual | May - 23 |
| 8122 | May - 23 | May - 19 | 7,226.63 | 532.91 | 0.00 | 0.00 | 532.91 | 7.37% | New | 5 Series | Commercial | May - 23 |
| 8123 | May - 23 | May - 19 | 4,372.31 | 335.82 | 0.00 | 0.00 | 335.82 | 7.68% | New | 1 Series | Commercial | May - 23 |
| 8124 | May - 23 | May - 19 | 4,122.08 | 199.00 | 0.00 | 0.00 | 199.00 | 4.83% | New | 1 Series | Commercial | May - 23 |
| 8125 | May - 23 | May - 19 | 2,351.49 | 198.61 | 0.00 | 0.00 | 198.61 | 8.45% | New | Group Others | Commercial | May - 23 |
| 8126 | May - 23 | May - 19 | 6,499.79 | 523.57 | 0.00 | 0.00 | 523.57 | 8.06% | New | 2 Series | Private Individual | May - 23 |
| 8127 | May - 23 | May - 19 | 13,928.80 | 671.43 | 0.00 | 0.00 | 671.43 | 4.82% | New | X3 Series | Commercial | May - 23 |
| 8128 | May - 23 | Sept - 19 | 15,633.66 | 444.93 | 0.00 | 0.00 | 444.93 | 2.85% | New | 5 Series | Commercial | May - 23 |
| 8129 | May - 23 | Sept - 19 | 3,349.90 | 167.23 | 0.00 | 0.00 | 167.23 | 4.99% | New | X2 Series | Private Individual | May - 23 |
| 8130 | May - 23 | Oct - 19 | 9,769.23 | 467.08 | 0.00 | 0.00 | 467.08 | 4.78% | New | X3 Series | Commercial | May - 23 |
| 8131 | May - 23 | Oct - 19 | 6,398.05 | 303.35 | 0.00 | 0.00 | 303.35 | 4.74% | New | X2 Series | Commercial | May - 23 |
| 8132 | May - 23 | Oct - 19 | 3,372.61 | 215.33 | 0.00 | 0.00 | 215.33 | 6.38% | New | 1 Series | Commercial | May - 23 |
| 8133 | May - 23 | Oct - 19 | 7,364.94 | 360.00 | 0.00 | 0.00 | 360.00 | 4.89% | New | 4 Series | Private Individual | May - 23 |
| 8134 | May - 23 | Oct - 19 | 4,570.33 | 226.05 | 0.00 | 0.00 | 226.05 | 4.95% | New | 2 Series | Private Individual | May - 23 |
| 8135 | May - 23 | Oct - 19 | 4,793.20 | 346.17 | 0.00 | 0.00 | 346.17 | 7.22% | New | 5 Series | Commercial | May - 23 |
| 8136 | May - 23 | Oct - 19 | 5,904.95 | 294.78 | 0.00 | 0.00 | 294.78 | 4.99% | New | X2 Series | Private Individual | May - 23 |
| 8137 | May - 23 | Oct - 19 | 8,601.20 | 1,221.11 | 0.00 | 0.00 | 1,221.11 | 14.20% | New | X3 Series | Commercial | May - 23 |

Bavarian Sky S.A., Compartment German Auto Leases 6
Monthly Investor Report

Reporting Date: June 09, 2023
 Payment Date: June 20, 2023
 Period No.: 23
 Monthly Period: May, 2023
 Interest Period: May 22, 2023 to June 20, 2023
 = 29 days

8b. Defaulted Amount & Recovery Amount - Lease Level Data* (Out of Deal)

| | Month / Year of Default | Month / Year of Lease Origination | Discounted Lease Balance (Initial) | Discounted Lease Balance at Default ** | Recovery (Current Period) | Recovery Total | Discounted Lease Balance End of Period | Net Loss in % | Vehicle Type (New / Used) | Vehicle Class | Customer Type | Out of Deal (Month / Year) |
|------|-------------------------|-----------------------------------|------------------------------------|--|---------------------------|----------------|--|---------------|---------------------------|---------------|--------------------|----------------------------|
| 8138 | May - 23 | Oct - 19 | 3,096.26 | 178.80 | 0.00 | 0.00 | 178.80 | 5.77% | New | 3 Series | Private Individual | May - 23 |
| 8139 | May - 23 | Oct - 19 | 2,973.08 | 143.54 | 0.00 | 0.00 | 143.54 | 4.83% | New | 1 Series | Private Individual | May - 23 |
| 8140 | May - 23 | Nov - 19 | 4,676.39 | 291.19 | 0.00 | 0.00 | 291.19 | 6.23% | New | X2 Series | Private Individual | May - 23 |
| 8141 | May - 23 | Mar - 20 | 3,165.10 | 159.24 | 0.00 | 0.00 | 159.24 | 5.03% | New | 1 Series | Private Individual | May - 23 |
| 8142 | May - 23 | Mar - 20 | 9,123.22 | 459.00 | 0.00 | 0.00 | 459.00 | 5.03% | New | 1 Series | Commercial | May - 23 |
| 8143 | May - 23 | Mar - 20 | 13,308.00 | 670.59 | 0.00 | 0.00 | 670.59 | 5.04% | New | 3 Series | Commercial | May - 23 |
| 8144 | May - 23 | Mar - 20 | 1,752.82 | 168.58 | 0.00 | 0.00 | 168.58 | 9.62% | New | 3 Series | Private Individual | May - 23 |
| 8145 | May - 23 | Mar - 20 | 15,863.67 | 799.37 | 0.00 | 0.00 | 799.37 | 5.04% | New | X3 Series | Commercial | May - 23 |
| 8146 | May - 23 | Mar - 20 | 9,902.76 | 499.00 | 0.00 | 0.00 | 499.00 | 5.04% | New | 2 Series | Commercial | May - 23 |
| 8147 | May - 23 | Mar - 20 | 3,302.05 | 166.39 | 0.00 | 0.00 | 166.39 | 5.04% | New | i3 Series | Private Individual | May - 23 |
| 8148 | May - 23 | Mar - 20 | 13,374.68 | 380.64 | 0.00 | 0.00 | 380.64 | 2.85% | New | 3 Series | Private Individual | May - 23 |
| 8149 | May - 23 | Mar - 20 | 3,151.82 | 158.82 | 0.00 | 0.00 | 158.82 | 5.04% | New | 1 Series | Private Individual | May - 23 |
| 8150 | May - 23 | Mar - 20 | 2,716.56 | 179.00 | 0.00 | 0.00 | 179.00 | 6.59% | New | 1 Series | Commercial | May - 23 |
| 8151 | May - 23 | Mar - 20 | 5,051.82 | 333.57 | 0.00 | 0.00 | 333.57 | 6.60% | New | X3 Series | Private Individual | May - 23 |
| 8152 | May - 23 | Mar - 20 | 2,000.84 | 175.64 | 0.00 | 0.00 | 175.64 | 8.78% | New | MINI Hatch | Private Individual | May - 23 |
| 8153 | May - 23 | Mar - 20 | 1,454.66 | 73.30 | 0.00 | 0.00 | 73.30 | 5.04% | New | 1 Series | Private Individual | May - 23 |
| 8154 | May - 23 | Mar - 20 | 710.96 | 41.66 | 0.00 | 0.00 | 41.66 | 5.86% | New | MINI Hatch | Private Individual | May - 23 |
| 8155 | May - 23 | Mar - 20 | 7,615.00 | 383.72 | 0.00 | 0.00 | 383.72 | 5.04% | New | Z4 Series | Private Individual | May - 23 |
| 8156 | May - 23 | Mar - 20 | 3,109.05 | 561.24 | 0.00 | 0.00 | 561.24 | 18.05% | New | 1 Series | Private Individual | May - 23 |
| 8157 | May - 23 | Mar - 20 | 3,361.50 | 168.07 | 0.00 | 0.00 | 168.07 | 5.00% | New | i3 Series | Private Individual | May - 23 |
| 8158 | May - 23 | Mar - 20 | 3,805.11 | 191.44 | 0.00 | 0.00 | 191.44 | 5.03% | New | X1 Series | Private Individual | May - 23 |
| 8159 | May - 23 | Mar - 20 | 3,244.41 | 154.60 | 0.00 | 0.00 | 154.60 | 4.77% | New | 1 Series | Private Individual | May - 23 |
| 8160 | May - 23 | Mar - 20 | 5,560.87 | 363.39 | 0.00 | 0.00 | 363.39 | 6.53% | New | MINI Hatch | Commercial | May - 23 |
| 8161 | May - 23 | Mar - 20 | 6,755.77 | 336.21 | 0.00 | 0.00 | 336.21 | 4.98% | New | 3 Series | Commercial | May - 23 |
| 8162 | May - 23 | Mar - 20 | 8,347.76 | 419.33 | 0.00 | 0.00 | 419.33 | 5.02% | New | X3 Series | Commercial | May - 23 |
| 8163 | May - 23 | Mar - 20 | 4,029.92 | 202.75 | 0.00 | 0.00 | 202.75 | 5.03% | New | 3 Series | Private Individual | May - 23 |
| 8164 | May - 23 | Mar - 20 | 4,502.68 | 226.89 | 0.00 | 0.00 | 226.89 | 5.04% | New | MINI Hatch | Private Individual | May - 23 |
| 8165 | May - 23 | Mar - 20 | 11,944.42 | 600.00 | 0.00 | 0.00 | 600.00 | 5.02% | New | 1 Series | Commercial | May - 23 |
| 8166 | May - 23 | Mar - 20 | 9,832.52 | 682.00 | 0.00 | 0.00 | 682.00 | 6.94% | New | 5 Series | Commercial | May - 23 |
| 8167 | May - 23 | Mar - 20 | 1,876.03 | 108.26 | 0.00 | 0.00 | 108.26 | 5.77% | New | 1 Series | Commercial | May - 23 |
| 8168 | May - 23 | Mar - 20 | 8,349.41 | 416.81 | 0.00 | 0.00 | 416.81 | 4.99% | New | 3 Series | Commercial | May - 23 |
| 8169 | May - 23 | Mar - 20 | 9,622.03 | 483.34 | 0.00 | 0.00 | 483.34 | 5.02% | New | 3 Series | Commercial | May - 23 |

Bavarian Sky S.A., Compartment German Auto Leases 6

Monthly Investor Report

Reporting Date: June 09, 2023
 Payment Date: June 20, 2023
 Period No.: 23
 Monthly Period: May, 2023
 Interest Period: May 22, 2023 to June 20, 2023
 = 29 days

8b. Defaulted Amount & Recovery Amount - Lease Level Data* (Out of Deal)

| | Month / Year of Default | Month / Year of Lease Origination | Discounted Lease Balance (Initial) | Discounted Lease Balance at Default ** | Recovery (Current Period) | Recovery Total | Discounted Lease Balance End of Period | Net Loss in % | Vehicle Type (New / Used) | Vehicle Class | Customer Type | Out of Deal (Month / Year) |
|------|-------------------------|-----------------------------------|------------------------------------|--|---------------------------|----------------|--|---------------|---------------------------|---------------|--------------------|----------------------------|
| 8170 | May - 23 | Mar - 20 | 3,420.28 | 171.81 | 0.00 | 0.00 | 171.81 | 5.02% | New | MINI Hatch | Private Individual | May - 23 |
| 8171 | May - 23 | Mar - 20 | 3,051.69 | 247.73 | 0.00 | 0.00 | 247.73 | 8.12% | New | X1 Series | Private Individual | May - 23 |
| 8172 | May - 23 | Mar - 20 | 6,420.32 | 323.52 | 0.00 | 0.00 | 323.52 | 5.04% | New | MINI Clubman | Private Individual | May - 23 |
| 8173 | May - 23 | Mar - 20 | 6,209.83 | 310.00 | 0.00 | 0.00 | 310.00 | 4.99% | New | MINI Hatch | Private Individual | May - 23 |
| 8174 | May - 23 | Mar - 20 | 4,393.15 | 218.97 | 0.00 | 0.00 | 218.97 | 4.98% | New | MINI Clubman | Private Individual | May - 23 |
| 8175 | May - 23 | Mar - 20 | 2,831.18 | 226.89 | 0.00 | 0.00 | 226.89 | 8.01% | New | MINI Hatch | Private Individual | May - 23 |
| 8176 | May - 23 | Mar - 20 | 4,152.20 | 242.86 | 0.00 | 0.00 | 242.86 | 5.85% | New | X1 Series | Private Individual | May - 23 |
| 8177 | May - 23 | Mar - 20 | 14,746.15 | 735.00 | 0.00 | 0.00 | 735.00 | 4.98% | New | X5 Series | Commercial | May - 23 |
| 8178 | May - 23 | Mar - 20 | 4,012.36 | 199.99 | 0.00 | 0.00 | 199.99 | 4.98% | New | MINI Clubman | Private Individual | May - 23 |
| 8179 | May - 23 | Mar - 20 | 2,752.99 | 151.84 | 0.00 | 0.00 | 151.84 | 5.52% | New | 1 Series | Private Individual | May - 23 |
| 8180 | May - 23 | Mar - 20 | 10,176.06 | 511.97 | 0.00 | 0.00 | 511.97 | 5.03% | New | X3 Series | Private Individual | May - 23 |
| 8181 | May - 23 | Mar - 20 | 3,850.61 | 226.05 | 0.00 | 0.00 | 226.05 | 5.87% | New | X2 Series | Commercial | May - 23 |
| 8182 | May - 23 | Mar - 20 | 6,047.43 | 367.23 | 0.00 | 0.00 | 367.23 | 6.07% | New | X4 Series | Private Individual | May - 23 |
| 8183 | May - 23 | Mar - 20 | 6,714.65 | 369.07 | 0.00 | 0.00 | 369.07 | 5.50% | New | X1 Series | Private Individual | May - 23 |
| 8184 | May - 23 | Mar - 20 | 4,563.28 | 227.45 | 0.00 | 0.00 | 227.45 | 4.98% | New | 2 Series | Private Individual | May - 23 |
| 8185 | May - 23 | Mar - 20 | 8,507.07 | 302.58 | 0.00 | 0.00 | 302.58 | 3.56% | New | 5 Series | Commercial | May - 23 |
| 8186 | May - 23 | Mar - 20 | 8,628.09 | 260.45 | 0.00 | 0.00 | 260.45 | 3.02% | New | X3 Series | Commercial | May - 23 |
| 8187 | May - 23 | Mar - 20 | 4,774.76 | 240.60 | 0.00 | 0.00 | 240.60 | 5.04% | New | 3 Series | Private Individual | May - 23 |
| 8188 | May - 23 | Mar - 20 | 5,201.03 | 259.64 | 0.00 | 0.00 | 259.64 | 4.99% | New | MINI Clubman | Private Individual | May - 23 |
| 8189 | May - 23 | Mar - 20 | 8,390.56 | 266.94 | 0.00 | 0.00 | 266.94 | 3.18% | New | X1 Series | Private Individual | May - 23 |
| 8190 | May - 23 | Mar - 20 | 12,572.70 | 627.64 | 0.00 | 0.00 | 627.64 | 4.99% | New | 5 Series | Commercial | May - 23 |
| 8191 | May - 23 | Mar - 20 | 14,307.41 | 2,572.80 | 0.00 | 0.00 | 2,572.80 | 17.98% | New | X4 Series | Commercial | May - 23 |
| 8192 | May - 23 | Mar - 20 | 7,337.46 | 382.94 | 0.00 | 0.00 | 382.94 | 5.22% | New | X1 Series | Private Individual | May - 23 |
| 8193 | May - 23 | Mar - 20 | 3,766.16 | 217.88 | 0.00 | 0.00 | 217.88 | 5.79% | New | X1 Series | Private Individual | May - 23 |
| 8194 | May - 23 | Mar - 20 | 4,471.16 | 222.17 | 0.00 | 0.00 | 222.17 | 4.97% | New | 2 Series | Private Individual | May - 23 |
| 8195 | May - 23 | Mar - 20 | 6,403.32 | 318.67 | 0.00 | 0.00 | 318.67 | 4.98% | New | 1 Series | Private Individual | May - 23 |
| 8196 | May - 23 | Mar - 20 | 1,719.58 | 85.71 | 0.00 | 0.00 | 85.71 | 4.98% | New | X1 Series | Private Individual | May - 23 |
| 8197 | May - 23 | Mar - 20 | 8,949.21 | 445.37 | 0.00 | 0.00 | 445.37 | 4.98% | New | 3 Series | Commercial | May - 23 |
| 8198 | May - 23 | Mar - 20 | 14,877.28 | 671.82 | 0.00 | 0.00 | 671.82 | 4.52% | New | X5 Series | Commercial | May - 23 |
| 8199 | May - 23 | Mar - 20 | 11,877.60 | 454.59 | 0.00 | 0.00 | 454.59 | 3.83% | New | X3 Series | Private Individual | May - 23 |
| 8200 | May - 23 | Mar - 20 | 5,138.41 | 467.26 | 0.00 | 0.00 | 467.26 | 9.09% | New | 2 Series | Private Individual | May - 23 |
| 8201 | May - 23 | Apr - 20 | 7,836.61 | 390.00 | 0.00 | 0.00 | 390.00 | 4.98% | New | 2 Series | Private Individual | May - 23 |

Bavarian Sky S.A., Compartment German Auto Leases 6

Monthly Investor Report

Reporting Date: June 09, 2023
 Payment Date: June 20, 2023
 Period No.: 23
 Monthly Period: May, 2023
 Interest Period: May 22, 2023 to June 20, 2023
 = 29 days

8b. Defaulted Amount & Recovery Amount - Lease Level Data* (Out of Deal)

| | Month / Year of Default | Month / Year of Lease Origination | Discounted Lease Balance (Initial) | Discounted Lease Balance at Default ** | Recovery (Current Period) | Recovery Total | Discounted Lease Balance End of Period | Net Loss in % | Vehicle Type (New / Used) | Vehicle Class | Customer Type | Out of Deal (Month / Year) |
|------|-------------------------|-----------------------------------|------------------------------------|--|---------------------------|----------------|--|---------------|---------------------------|---------------|--------------------|----------------------------|
| 8202 | May - 23 | Apr - 20 | 16,792.45 | 835.70 | 0.00 | 0.00 | 835.70 | 4.98% | New | X4 Series | Commercial | May - 23 |
| 8203 | May - 23 | Apr - 20 | 5,792.00 | 406.21 | 0.00 | 0.00 | 406.21 | 7.01% | Used | 5 Series | Commercial | May - 23 |
| 8204 | May - 23 | Apr - 20 | 7,061.74 | 348.74 | 0.00 | 0.00 | 348.74 | 4.94% | New | MINI Hatch | Private Individual | May - 23 |
| 8205 | May - 23 | Apr - 20 | 4,795.95 | 241.29 | 0.00 | 0.00 | 241.29 | 5.03% | New | 2 Series | Private Individual | May - 23 |
| 8206 | May - 23 | Apr - 20 | 3,516.42 | 145.83 | 0.00 | 0.00 | 145.83 | 4.15% | New | MINI Hatch | Commercial | May - 23 |
| 8207 | May - 23 | Apr - 20 | 2,704.09 | 135.20 | 0.00 | 0.00 | 135.20 | 5.00% | New | 5 Series | Commercial | May - 23 |
| 8208 | May - 23 | Apr - 20 | 6,715.46 | 369.75 | 0.00 | 0.00 | 369.75 | 5.51% | New | X1 Series | Private Individual | May - 23 |
| 8209 | May - 23 | Apr - 20 | 3,939.46 | 195.75 | 0.00 | 0.00 | 195.75 | 4.97% | New | 3 Series | Private Individual | May - 23 |
| 8210 | May - 23 | Apr - 20 | 30,048.38 | 34.01 | 0.00 | 0.00 | 34.01 | 0.11% | New | 7 Series | Commercial | May - 23 |
| 8211 | May - 23 | Apr - 20 | 4,326.34 | 216.31 | 0.00 | 0.00 | 216.31 | 5.00% | New | 4 Series | Commercial | May - 23 |
| 8212 | May - 23 | Apr - 20 | 23,851.82 | 2,030.98 | 0.00 | 0.00 | 2,030.98 | 8.51% | New | 8 Series | Commercial | May - 23 |
| 8213 | May - 23 | Apr - 20 | 7,122.68 | 352.29 | 0.00 | 0.00 | 352.29 | 4.95% | New | 3 Series | Private Individual | May - 23 |
| 8214 | May - 23 | Apr - 20 | 8,707.19 | 430.00 | 0.00 | 0.00 | 430.00 | 4.94% | New | 3 Series | Commercial | May - 23 |
| 8215 | May - 23 | Apr - 20 | 2,325.87 | 115.75 | 0.00 | 0.00 | 115.75 | 4.98% | New | 4 Series | Private Individual | May - 23 |
| 8216 | May - 23 | Apr - 20 | 10,056.31 | 502.80 | 0.00 | 0.00 | 502.80 | 5.00% | New | X1 Series | Commercial | May - 23 |
| 8217 | May - 23 | Apr - 20 | 18,746.53 | 565.90 | 0.00 | 0.00 | 565.90 | 3.02% | New | X5 Series | Private Individual | May - 23 |
| 8218 | May - 23 | Apr - 20 | 5,053.78 | 254.66 | 0.00 | 0.00 | 254.66 | 5.04% | New | X5 Series | Private Individual | May - 23 |
| 8219 | May - 23 | Apr - 20 | 6,381.16 | 315.13 | 0.00 | 0.00 | 315.13 | 4.94% | New | X3 Series | Commercial | May - 23 |
| 8220 | May - 23 | Apr - 20 | 3,893.98 | 193.49 | 0.00 | 0.00 | 193.49 | 4.97% | New | MINI Hatch | Commercial | May - 23 |
| 8221 | May - 23 | Apr - 20 | 4,176.07 | 208.15 | 0.00 | 0.00 | 208.15 | 4.98% | New | X2 Series | Private Individual | May - 23 |
| 8222 | May - 23 | Apr - 20 | 2,078.41 | 125.96 | 0.00 | 0.00 | 125.96 | 6.06% | New | MINI Hatch | Private Individual | May - 23 |
| 8223 | May - 23 | Apr - 20 | 17,358.98 | 1,220.15 | 0.00 | 0.00 | 1,220.15 | 7.03% | New | 7 Series | Commercial | May - 23 |
| 8224 | May - 23 | Apr - 20 | 3,018.66 | 152.11 | 0.00 | 0.00 | 152.11 | 5.04% | New | MINI Hatch | Private Individual | May - 23 |
| 8225 | May - 23 | Apr - 20 | 7,835.53 | 426.28 | 0.00 | 0.00 | 426.28 | 5.44% | New | 3 Series | Commercial | May - 23 |
| 8226 | May - 23 | Apr - 20 | 5,036.53 | 250.65 | 0.00 | 0.00 | 250.65 | 4.98% | New | X3 Series | Private Individual | May - 23 |
| 8227 | May - 23 | Apr - 20 | 5,098.46 | 229.08 | 0.00 | 0.00 | 229.08 | 4.49% | New | i3 Series | Commercial | May - 23 |
| 8228 | May - 23 | Apr - 20 | 5,390.67 | 268.69 | 0.00 | 0.00 | 268.69 | 4.98% | New | 3 Series | Commercial | May - 23 |
| 8229 | May - 23 | Apr - 20 | 11,897.47 | 587.55 | 0.00 | 0.00 | 587.55 | 4.94% | New | Z4 Series | Commercial | May - 23 |
| 8230 | May - 23 | Apr - 20 | 6,617.49 | 459.00 | 0.00 | 0.00 | 459.00 | 6.94% | New | 1 Series | Commercial | May - 23 |
| 8231 | May - 23 | Apr - 20 | 4,371.01 | 264.90 | 0.00 | 0.00 | 264.90 | 6.06% | New | X2 Series | Commercial | May - 23 |
| 8232 | May - 23 | Apr - 20 | 5,974.55 | 295.05 | 0.00 | 0.00 | 295.05 | 4.94% | New | MINI Hatch | Commercial | May - 23 |
| 8233 | May - 23 | Apr - 20 | 3,202.09 | 252.10 | 0.00 | 0.00 | 252.10 | 7.87% | New | MINI Hatch | Private Individual | May - 23 |

Bavarian Sky S.A., Compartment German Auto Leases 6
Monthly Investor Report

Reporting Date: June 09, 2023
 Payment Date: June 20, 2023
 Period No.: 23
 Monthly Period: May, 2023
 Interest Period: May 22, 2023 to June 20, 2023
 = 29 days

8b. Defaulted Amount & Recovery Amount - Lease Level Data* (Out of Deal)

| | Month / Year of Default | Month / Year of Lease Origination | Discounted Lease Balance (Initial) | Discounted Lease Balance at Default ** | Recovery (Current Period) | Recovery Total | Discounted Lease Balance End of Period | Net Loss in % | Vehicle Type (New / Used) | Vehicle Class | Customer Type | Out of Deal (Month / Year) |
|------|-------------------------|-----------------------------------|------------------------------------|--|---------------------------|----------------|--|---------------|---------------------------|---------------|--------------------|----------------------------|
| 8234 | May - 23 | Apr - 20 | 5,503.99 | 336.13 | 0.00 | 0.00 | 336.13 | 6.11% | New | MINI Clubman | Commercial | May - 23 |
| 8235 | May - 23 | Apr - 20 | 25,625.27 | 1,265.49 | 0.00 | 0.00 | 1,265.49 | 4.94% | New | X6 Series | Commercial | May - 23 |
| 8236 | May - 23 | Apr - 20 | 4,593.96 | 226.87 | 0.00 | 0.00 | 226.87 | 4.94% | New | MINI Hatch | Commercial | May - 23 |
| 8237 | May - 23 | Apr - 20 | 3,413.55 | 171.74 | 0.00 | 0.00 | 171.74 | 5.03% | New | MINI Hatch | Private Individual | May - 23 |
| 8238 | May - 23 | Apr - 20 | 8,003.57 | 469.85 | 0.00 | 0.00 | 469.85 | 5.87% | New | 3 Series | Commercial | May - 23 |
| 8239 | May - 23 | Apr - 20 | 7,684.81 | 12.22 | 0.00 | 0.00 | 12.22 | 0.16% | New | 5 Series | Private Individual | May - 23 |
| 8240 | May - 23 | Apr - 20 | 1,615.36 | 92.28 | 0.00 | 0.00 | 92.28 | 5.71% | New | 2 Series | Private Individual | May - 23 |
| 8241 | May - 23 | Apr - 20 | 18,937.34 | 935.21 | 0.00 | 0.00 | 935.21 | 4.94% | New | X5 Series | Commercial | May - 23 |
| 8242 | May - 23 | Apr - 20 | 17,201.04 | 850.77 | 0.00 | 0.00 | 850.77 | 4.95% | New | 5 Series | Commercial | May - 23 |
| 8243 | May - 23 | Apr - 20 | 19,245.51 | 996.31 | 0.00 | 0.00 | 996.31 | 5.18% | New | X5 Series | Commercial | May - 23 |
| 8244 | May - 23 | Apr - 20 | 15,281.33 | 755.82 | 0.00 | 0.00 | 755.82 | 4.95% | New | 7 Series | Private Individual | May - 23 |
| 8245 | May - 23 | Apr - 20 | 5,568.50 | 275.42 | 0.00 | 0.00 | 275.42 | 4.95% | New | MINI Hatch | Private Individual | May - 23 |
| 8246 | May - 23 | Apr - 20 | 10,845.52 | 535.60 | 0.00 | 0.00 | 535.60 | 4.94% | New | X3 Series | Commercial | May - 23 |
| 8247 | May - 23 | Apr - 20 | 15,080.61 | 24.79 | 0.00 | 0.00 | 24.79 | 0.16% | New | 5 Series | Private Individual | May - 23 |
| 8248 | May - 23 | Apr - 20 | 23,805.67 | 1,175.63 | 0.00 | 0.00 | 1,175.63 | 4.94% | New | 5 Series | Commercial | May - 23 |
| 8249 | May - 23 | Apr - 20 | 12,745.31 | 629.42 | 0.00 | 0.00 | 629.42 | 4.94% | New | 7 Series | Private Individual | May - 23 |
| 8250 | May - 23 | Apr - 20 | 12,045.09 | 780.67 | 0.00 | 0.00 | 780.67 | 6.48% | New | X5 Series | Private Individual | May - 23 |
| 8251 | May - 23 | Apr - 20 | 9,528.49 | 881.03 | 0.00 | 0.00 | 881.03 | 9.25% | New | X3 Series | Commercial | May - 23 |
| 8252 | May - 23 | Apr - 20 | 7,754.17 | 382.35 | 0.00 | 0.00 | 382.35 | 4.93% | New | X4 Series | Private Individual | May - 23 |
| 8253 | May - 23 | Apr - 20 | 24,373.69 | 1,214.87 | 0.00 | 0.00 | 1,214.87 | 4.98% | New | X6 Series | Commercial | May - 23 |
| 8254 | May - 23 | Apr - 20 | 19,195.72 | 947.97 | 0.00 | 0.00 | 947.97 | 4.94% | New | Group Others | Commercial | May - 23 |
| 8255 | May - 23 | Apr - 20 | 9,370.40 | 461.34 | 0.00 | 0.00 | 461.34 | 4.92% | New | Z4 Series | Private Individual | May - 23 |
| 8256 | May - 23 | Apr - 20 | 3,556.01 | 280.67 | 0.00 | 0.00 | 280.67 | 7.89% | New | 1 Series | Private Individual | May - 23 |
| 8257 | May - 23 | Apr - 20 | 6,154.77 | 303.95 | 0.00 | 0.00 | 303.95 | 4.94% | New | X1 Series | Private Individual | May - 23 |
| 8258 | May - 23 | Apr - 20 | 6,210.86 | 306.72 | 0.00 | 0.00 | 306.72 | 4.94% | New | X1 Series | Private Individual | May - 23 |
| 8259 | May - 23 | Apr - 20 | 10,121.00 | 499.82 | 0.00 | 0.00 | 499.82 | 4.94% | New | X3 Series | Commercial | May - 23 |
| 8260 | May - 23 | Apr - 20 | 10,320.25 | 509.66 | 0.00 | 0.00 | 509.66 | 4.94% | New | 5 Series | Private Individual | May - 23 |
| 8261 | May - 23 | Apr - 20 | 3,012.83 | 211.77 | 0.00 | 0.00 | 211.77 | 7.03% | New | MINI Hatch | Private Individual | May - 23 |
| 8262 | May - 23 | Apr - 20 | 14,067.57 | 692.60 | 0.00 | 0.00 | 692.60 | 4.92% | New | X4 Series | Private Individual | May - 23 |
| 8263 | May - 23 | Apr - 20 | 14,900.54 | 2,242.27 | 0.00 | 0.00 | 2,242.27 | 15.05% | New | X4 Series | Commercial | May - 23 |
| 8264 | May - 23 | Apr - 20 | 9,518.71 | 478.15 | 0.00 | 0.00 | 478.15 | 5.02% | New | X4 Series | Private Individual | May - 23 |
| 8265 | May - 23 | Apr - 20 | 6,554.24 | 322.69 | 0.00 | 0.00 | 322.69 | 4.92% | New | 2 Series | Private Individual | May - 23 |

Bavarian Sky S.A., Compartment German Auto Leases 6

Monthly Investor Report

Reporting Date: June 09, 2023
 Payment Date: June 20, 2023
 Period No.: 23
 Monthly Period: May, 2023
 Interest Period: May 22, 2023 to June 20, 2023
 = 29 days

8b. Defaulted Amount & Recovery Amount - Lease Level Data* (Out of Deal)

| | Month / Year of Default | Month / Year of Lease Origination | Discounted Lease Balance (Initial) | Discounted Lease Balance at Default ** | Recovery (Current Period) | Recovery Total | Discounted Lease Balance End of Period | Net Loss in % | Vehicle Type (New / Used) | Vehicle Class | Customer Type | Out of Deal (Month / Year) |
|------|-------------------------|-----------------------------------|------------------------------------|--|---------------------------|----------------|--|---------------|---------------------------|---------------|--------------------|----------------------------|
| 8266 | May - 23 | Apr - 20 | 7,115.55 | 348.73 | 0.00 | 0.00 | 348.73 | 4.90% | New | 1 Series | Commercial | May - 23 |
| 8267 | May - 23 | Apr - 20 | 7,763.12 | 63.32 | 0.00 | 0.00 | 63.32 | 0.82% | New | i3 Series | Private Individual | May - 23 |
| 8268 | May - 23 | Apr - 20 | 13,684.97 | 680.00 | 0.00 | 0.00 | 680.00 | 4.97% | New | X5 Series | Commercial | May - 23 |
| 8269 | May - 23 | Apr - 20 | 12,930.53 | 780.67 | 0.00 | 0.00 | 780.67 | 6.04% | New | 5 Series | Commercial | May - 23 |
| 8270 | May - 23 | Apr - 20 | 20,393.91 | 996.47 | 0.00 | 0.00 | 996.47 | 4.89% | New | X5 Series | Commercial | May - 23 |
| 8271 | May - 23 | Apr - 20 | 8,203.15 | 412.71 | 0.00 | 0.00 | 412.71 | 5.03% | New | 6 Series | Commercial | May - 23 |
| 8272 | May - 23 | Apr - 20 | 11,218.91 | 549.00 | 0.00 | 0.00 | 549.00 | 4.89% | New | X3 Series | Commercial | May - 23 |
| 8273 | May - 23 | Apr - 20 | 4,197.94 | 209.24 | 0.00 | 0.00 | 209.24 | 4.98% | New | X1 Series | Private Individual | May - 23 |
| 8274 | May - 23 | Apr - 20 | 3,396.65 | 167.23 | 0.00 | 0.00 | 167.23 | 4.92% | New | 1 Series | Private Individual | May - 23 |
| 8275 | May - 23 | Apr - 20 | 12,442.74 | 639.00 | 0.00 | 0.00 | 639.00 | 5.14% | New | 5 Series | Private Individual | May - 23 |
| 8276 | May - 23 | Apr - 20 | 6,510.30 | 84.70 | 0.00 | 0.00 | 84.70 | 1.30% | New | X1 Series | Commercial | May - 23 |
| 8277 | May - 23 | Apr - 20 | 11,711.59 | 573.98 | 0.00 | 0.00 | 573.98 | 4.90% | New | 3 Series | Commercial | May - 23 |
| 8278 | May - 23 | Apr - 20 | 8,387.79 | 347.86 | 0.00 | 0.00 | 347.86 | 4.15% | New | X1 Series | Private Individual | May - 23 |
| 8279 | May - 23 | Apr - 20 | 14,196.19 | 700.00 | 0.00 | 0.00 | 700.00 | 4.93% | New | 7 Series | Commercial | May - 23 |
| 8280 | May - 23 | Apr - 20 | 9,832.89 | 479.72 | 0.00 | 0.00 | 479.72 | 4.88% | New | X6 Series | Private Individual | May - 23 |
| 8281 | May - 23 | Apr - 20 | 7,462.72 | 515.60 | 0.00 | 0.00 | 515.60 | 6.91% | New | X4 Series | Commercial | May - 23 |
| 8282 | May - 23 | Apr - 20 | 6,789.59 | 335.30 | 0.00 | 0.00 | 335.30 | 4.94% | New | X3 Series | Private Individual | May - 23 |
| 8283 | May - 23 | Apr - 20 | 30,754.22 | 251.21 | 0.00 | 0.00 | 251.21 | 0.82% | New | 7 Series | Private Individual | May - 23 |
| 8284 | May - 23 | Apr - 20 | 11,939.39 | 589.62 | 0.00 | 0.00 | 589.62 | 4.94% | New | Z4 Series | Commercial | May - 23 |
| 8285 | May - 23 | Apr - 20 | 5,935.50 | 299.09 | 0.00 | 0.00 | 299.09 | 5.04% | New | X3 Series | Private Individual | May - 23 |
| 8286 | May - 23 | Apr - 20 | 17,825.10 | 873.60 | 0.00 | 0.00 | 873.60 | 4.90% | New | X5 Series | Commercial | May - 23 |
| 8287 | May - 23 | Apr - 20 | 4,013.55 | 195.81 | 0.00 | 0.00 | 195.81 | 4.88% | New | MINI Hatch | Private Individual | May - 23 |
| 8288 | May - 23 | Apr - 20 | 11,143.00 | 549.45 | 0.00 | 0.00 | 549.45 | 4.93% | New | X4 Series | Commercial | May - 23 |
| 8289 | May - 23 | Apr - 20 | 12,109.08 | 598.00 | 0.00 | 0.00 | 598.00 | 4.94% | New | X3 Series | Commercial | May - 23 |
| 8290 | May - 23 | Apr - 20 | 12,283.84 | 471.43 | 0.00 | 0.00 | 471.43 | 3.84% | New | 5 Series | Private Individual | May - 23 |
| 8291 | May - 23 | Apr - 20 | 19,807.14 | 225.82 | 0.00 | 0.00 | 225.82 | 1.14% | New | X6 Series | Commercial | May - 23 |
| 8292 | May - 23 | Apr - 20 | 16,540.52 | 818.10 | 0.00 | 0.00 | 818.10 | 4.95% | New | X3 Series | Commercial | May - 23 |
| 8293 | May - 23 | Apr - 20 | 6,575.70 | 371.66 | 0.00 | 0.00 | 371.66 | 5.65% | New | MINI Hatch | Private Individual | May - 23 |
| 8294 | May - 23 | Apr - 20 | 2,161.63 | 168.08 | 0.00 | 0.00 | 168.08 | 7.78% | New | MINI Hatch | Private Individual | May - 23 |
| 8295 | May - 23 | Apr - 20 | 4,471.65 | 218.49 | 0.00 | 0.00 | 218.49 | 4.89% | New | MINI Hatch | Private Individual | May - 23 |
| 8296 | May - 23 | Apr - 20 | 20,466.79 | 998.52 | 0.00 | 0.00 | 998.52 | 4.88% | New | i8 Series | Commercial | May - 23 |
| 8297 | May - 23 | Apr - 20 | 4,656.32 | 229.95 | 0.00 | 0.00 | 229.95 | 4.94% | New | 1 Series | Private Individual | May - 23 |

Bavarian Sky S.A., Compartment German Auto Leases 6

Monthly Investor Report

Reporting Date: June 09, 2023
 Payment Date: June 20, 2023
 Period No.: 23
 Monthly Period: May, 2023
 Interest Period: May 22, 2023 to June 20, 2023
 = 29 days

8b. Defaulted Amount & Recovery Amount - Lease Level Data* (Out of Deal)

| | Month / Year of Default | Month / Year of Lease Origination | Discounted Lease Balance (Initial) | Discounted Lease Balance at Default ** | Recovery (Current Period) | Recovery Total | Discounted Lease Balance End of Period | Net Loss in % | Vehicle Type (New / Used) | Vehicle Class | Customer Type | Out of Deal (Month / Year) |
|------|-------------------------|-----------------------------------|------------------------------------|--|---------------------------|----------------|--|---------------|---------------------------|---------------|--------------------|----------------------------|
| 8298 | May - 23 | Apr - 20 | 3,235.50 | 158.33 | 0.00 | 0.00 | 158.33 | 4.89% | New | MINI Hatch | Commercial | May - 23 |
| 8299 | May - 23 | Apr - 20 | 8,545.15 | 425.92 | 0.00 | 0.00 | 425.92 | 4.98% | New | X1 Series | Private Individual | May - 23 |
| 8300 | May - 23 | Apr - 20 | 7,081.81 | 346.55 | 0.00 | 0.00 | 346.55 | 4.89% | New | i3 Series | Commercial | May - 23 |
| 8301 | May - 23 | Apr - 20 | 9,091.93 | 449.00 | 0.00 | 0.00 | 449.00 | 4.94% | New | MINI Hatch | Commercial | May - 23 |
| 8302 | May - 23 | Apr - 20 | 8,178.36 | 106.40 | 0.00 | 0.00 | 106.40 | 1.30% | New | X3 Series | Commercial | May - 23 |
| 8303 | May - 23 | Apr - 20 | 8,794.00 | 29.61 | 0.00 | 0.00 | 29.61 | 0.34% | New | 5 Series | Private Individual | May - 23 |
| 8304 | May - 23 | Apr - 20 | 4,104.20 | 167.37 | 0.00 | 0.00 | 167.37 | 4.08% | New | X2 Series | Private Individual | May - 23 |
| 8305 | May - 23 | Apr - 20 | 17,555.82 | 953.48 | 0.00 | 0.00 | 953.48 | 5.43% | New | X5 Series | Private Individual | May - 23 |
| 8306 | May - 23 | Apr - 20 | 8,402.60 | 368.95 | 0.00 | 0.00 | 368.95 | 4.39% | New | X3 Series | Private Individual | May - 23 |
| 8307 | May - 23 | Apr - 20 | 2,143.99 | 105.88 | 0.00 | 0.00 | 105.88 | 4.94% | New | 3 Series | Private Individual | May - 23 |
| 8308 | May - 23 | Apr - 20 | 21,105.93 | 293.55 | 0.00 | 0.00 | 293.55 | 1.39% | New | 8 Series | Commercial | May - 23 |
| 8309 | May - 23 | Apr - 20 | 3,960.71 | 205.04 | 0.00 | 0.00 | 205.04 | 5.18% | New | 2 Series | Private Individual | May - 23 |
| 8310 | May - 23 | Apr - 20 | 6,775.52 | 328.08 | 0.00 | 0.00 | 328.08 | 4.84% | New | X3 Series | Commercial | May - 23 |
| 8311 | May - 23 | Apr - 20 | 4,550.95 | 222.18 | 0.00 | 0.00 | 222.18 | 4.88% | New | 1 Series | Private Individual | May - 23 |
| 8312 | May - 23 | Apr - 20 | 16,411.14 | 344.35 | 0.00 | 0.00 | 344.35 | 2.10% | New | X3 Series | Private Individual | May - 23 |
| 8313 | May - 23 | Apr - 20 | 3,397.97 | 308.70 | 0.00 | 0.00 | 308.70 | 9.08% | New | X5 Series | Commercial | May - 23 |
| 8314 | May - 23 | Apr - 20 | 2,558.27 | 125.00 | 0.00 | 0.00 | 125.00 | 4.89% | New | MINI Hatch | Commercial | May - 23 |
| 8315 | May - 23 | Apr - 20 | 4,578.84 | 174.66 | 0.00 | 0.00 | 174.66 | 3.81% | New | X1 Series | Commercial | May - 23 |
| 8316 | May - 23 | Apr - 20 | 17,086.30 | 858.29 | 0.00 | 0.00 | 858.29 | 5.02% | New | X3 Series | Private Individual | May - 23 |
| 8317 | May - 23 | Apr - 20 | 6,588.00 | 319.00 | 0.00 | 0.00 | 319.00 | 4.84% | New | MINI Hatch | Private Individual | May - 23 |
| 8318 | May - 23 | Apr - 20 | 2,872.20 | 138.66 | 0.00 | 0.00 | 138.66 | 4.83% | New | MINI Hatch | Private Individual | May - 23 |
| 8319 | May - 23 | Apr - 20 | 10,196.88 | 576.33 | 0.00 | 0.00 | 576.33 | 5.65% | New | X3 Series | Commercial | May - 23 |
| 8320 | May - 23 | Apr - 20 | 5,254.70 | 257.14 | 0.00 | 0.00 | 257.14 | 4.89% | New | 1 Series | Private Individual | May - 23 |
| 8321 | May - 23 | Apr - 20 | 1,477.38 | 33.22 | 0.00 | 0.00 | 33.22 | 2.25% | New | MINI Hatch | Private Individual | May - 23 |
| 8322 | May - 23 | Apr - 20 | 13,998.17 | 995.01 | 0.00 | 0.00 | 995.01 | 7.11% | New | X6 Series | Commercial | May - 23 |
| 8323 | May - 23 | Apr - 20 | 18,070.14 | 444.33 | 0.00 | 0.00 | 444.33 | 2.46% | New | X3 Series | Commercial | May - 23 |
| 8324 | May - 23 | Apr - 20 | 23,810.14 | 42.10 | 0.00 | 0.00 | 42.10 | 0.18% | New | X5 Series | Commercial | May - 23 |
| 8325 | May - 23 | Apr - 20 | 6,486.04 | 181.23 | 0.00 | 0.00 | 181.23 | 2.79% | New | MINI Hatch | Commercial | May - 23 |
| 8326 | May - 23 | Apr - 20 | 9,192.68 | 470.59 | 0.00 | 0.00 | 470.59 | 5.12% | New | X3 Series | Private Individual | May - 23 |
| 8327 | May - 23 | Apr - 20 | 5,891.97 | 284.87 | 0.00 | 0.00 | 284.87 | 4.83% | New | 1 Series | Private Individual | May - 23 |
| 8328 | May - 23 | Apr - 20 | 7,857.75 | 561.40 | 0.00 | 0.00 | 561.40 | 7.14% | New | 4 Series | Private Individual | May - 23 |
| 8329 | May - 23 | Apr - 20 | 3,065.95 | 151.41 | 0.00 | 0.00 | 151.41 | 4.94% | New | 1 Series | Commercial | May - 23 |

Bavarian Sky S.A., Compartment German Auto Leases 6

Monthly Investor Report

Reporting Date: June 09, 2023
 Payment Date: June 20, 2023
 Period No.: 23
 Monthly Period: May, 2023
 Interest Period: May 22, 2023 to June 20, 2023
 = 29 days

8b. Defaulted Amount & Recovery Amount - Lease Level Data* (Out of Deal)

| | Month / Year of Default | Month / Year of Lease Origination | Discounted Lease Balance (Initial) | Discounted Lease Balance at Default ** | Recovery (Current Period) | Recovery Total | Discounted Lease Balance End of Period | Net Loss in % | Vehicle Type (New / Used) | Vehicle Class | Customer Type | Out of Deal (Month / Year) |
|------|-------------------------|-----------------------------------|------------------------------------|--|---------------------------|----------------|--|---------------|---------------------------|---------------|--------------------|----------------------------|
| 8330 | May - 23 | Apr - 20 | 8,058.84 | 390.22 | 0.00 | 0.00 | 390.22 | 4.84% | New | 1 Series | Private Individual | May - 23 |
| 8331 | May - 23 | Apr - 20 | 5,015.76 | 242.87 | 0.00 | 0.00 | 242.87 | 4.84% | New | MINI Clubman | Private Individual | May - 23 |
| 8332 | May - 23 | Apr - 20 | 5,019.03 | 196.78 | 0.00 | 0.00 | 196.78 | 3.92% | New | MINI Clubman | Commercial | May - 23 |
| 8333 | May - 23 | Apr - 20 | 5,387.93 | 260.50 | 0.00 | 0.00 | 260.50 | 4.83% | New | 1 Series | Commercial | May - 23 |
| 8334 | May - 23 | Apr - 20 | 4,173.92 | 207.40 | 0.00 | 0.00 | 207.40 | 4.97% | New | 1 Series | Private Individual | May - 23 |
| 8335 | May - 23 | Apr - 20 | 3,797.96 | 187.56 | 0.00 | 0.00 | 187.56 | 4.94% | New | 2 Series | Private Individual | May - 23 |
| 8336 | May - 23 | Apr - 20 | 6,470.81 | 323.53 | 0.00 | 0.00 | 323.53 | 5.00% | New | X3 Series | Commercial | May - 23 |
| 8337 | May - 23 | Apr - 20 | 10,020.36 | 485.20 | 0.00 | 0.00 | 485.20 | 4.84% | New | X3 Series | Commercial | May - 23 |
| 8338 | May - 23 | Apr - 20 | 5,271.87 | 257.98 | 0.00 | 0.00 | 257.98 | 4.89% | New | 5 Series | Private Individual | May - 23 |
| 8339 | May - 23 | Apr - 20 | 10,146.08 | 132.00 | 0.00 | 0.00 | 132.00 | 1.30% | New | X3 Series | Commercial | May - 23 |
| 8340 | May - 23 | Apr - 20 | 7,260.35 | 512.61 | 0.00 | 0.00 | 512.61 | 7.06% | New | X4 Series | Private Individual | May - 23 |
| 8341 | May - 23 | Apr - 20 | 16,592.46 | 426.58 | 0.00 | 0.00 | 426.58 | 2.57% | New | X3 Series | Commercial | May - 23 |
| 8342 | May - 23 | Apr - 20 | 11,042.13 | 120.48 | 0.00 | 0.00 | 120.48 | 1.09% | New | X5 Series | Private Individual | May - 23 |
| 8343 | May - 23 | Apr - 20 | 4,729.00 | 228.30 | 0.00 | 0.00 | 228.30 | 4.83% | New | 1 Series | Private Individual | May - 23 |
| 8344 | May - 23 | Apr - 20 | 4,874.21 | 213.97 | 0.00 | 0.00 | 213.97 | 4.39% | New | 2 Series | Private Individual | May - 23 |
| 8345 | May - 23 | Apr - 20 | 39,758.26 | 1,925.15 | 0.00 | 0.00 | 1,925.15 | 4.84% | New | 7 Series | Commercial | May - 23 |
| 8346 | May - 23 | Apr - 20 | 4,680.49 | 235.85 | 0.00 | 0.00 | 235.85 | 5.04% | New | MINI Hatch | Private Individual | May - 23 |
| 8347 | May - 23 | Apr - 20 | 3,490.66 | 214.28 | 0.00 | 0.00 | 214.28 | 6.14% | New | 2 Series | Commercial | May - 23 |
| 8348 | May - 23 | Apr - 20 | 9,823.75 | 480.00 | 0.00 | 0.00 | 480.00 | 4.89% | New | X5 Series | Commercial | May - 23 |
| 8349 | May - 23 | Apr - 20 | 9,288.77 | 453.86 | 0.00 | 0.00 | 453.86 | 4.89% | New | 5 Series | Commercial | May - 23 |
| 8350 | May - 23 | Apr - 20 | 8,128.17 | 392.40 | 0.00 | 0.00 | 392.40 | 4.83% | New | 2 Series | Private Individual | May - 23 |
| 8351 | May - 23 | Apr - 20 | 14,305.84 | 699.00 | 0.00 | 0.00 | 699.00 | 4.89% | New | 4 Series | Commercial | May - 23 |
| 8352 | May - 23 | Apr - 20 | 17,217.59 | 840.00 | 0.00 | 0.00 | 840.00 | 4.88% | New | X6 Series | Commercial | May - 23 |
| 8353 | May - 23 | Apr - 20 | 3,478.47 | 258.33 | 0.00 | 0.00 | 258.33 | 7.43% | New | MINI Hatch | Commercial | May - 23 |
| 8354 | May - 23 | Apr - 20 | 14,237.66 | 704.20 | 0.00 | 0.00 | 704.20 | 4.95% | New | 5 Series | Private Individual | May - 23 |
| 8355 | May - 23 | Apr - 20 | 9,667.26 | 473.07 | 0.00 | 0.00 | 473.07 | 4.89% | New | 5 Series | Private Individual | May - 23 |
| 8356 | May - 23 | Apr - 20 | 10,120.44 | 488.58 | 0.00 | 0.00 | 488.58 | 4.83% | New | X3 Series | Private Individual | May - 23 |
| 8357 | May - 23 | Apr - 20 | 7,539.54 | 450.92 | 0.00 | 0.00 | 450.92 | 5.98% | New | X1 Series | Commercial | May - 23 |
| 8358 | May - 23 | Apr - 20 | 14,393.31 | 695.90 | 0.00 | 0.00 | 695.90 | 4.83% | New | X4 Series | Commercial | May - 23 |
| 8359 | May - 23 | Apr - 20 | 1,555.82 | 76.25 | 0.00 | 0.00 | 76.25 | 4.90% | New | X1 Series | Private Individual | May - 23 |
| 8360 | May - 23 | Apr - 20 | 4,660.57 | 224.66 | 0.00 | 0.00 | 224.66 | 4.82% | New | X1 Series | Commercial | May - 23 |
| 8361 | May - 23 | Apr - 20 | 593.78 | 46.17 | 0.00 | 0.00 | 46.17 | 7.78% | New | 3 Series | Commercial | May - 23 |

Bavarian Sky S.A., Compartment German Auto Leases 6
Monthly Investor Report

Reporting Date: June 09, 2023
 Payment Date: June 20, 2023
 Period No.: 23
 Monthly Period: May, 2023
 Interest Period: May 22, 2023 to June 20, 2023
 = 29 days

8b. Defaulted Amount & Recovery Amount - Lease Level Data* (Out of Deal)

| | Month / Year of Default | Month / Year of Lease Origination | Discounted Lease Balance (Initial) | Discounted Lease Balance at Default ** | Recovery (Current Period) | Recovery Total | Discounted Lease Balance End of Period | Net Loss in % | Vehicle Type (New / Used) | Vehicle Class | Customer Type | Out of Deal (Month / Year) |
|------|-------------------------|-----------------------------------|------------------------------------|--|---------------------------|----------------|--|---------------|---------------------------|---------------|--------------------|----------------------------|
| 8362 | May - 23 | Apr - 20 | 9,034.80 | 741.11 | 0.00 | 0.00 | 741.11 | 8.20% | New | 3 Series | Private Individual | May - 23 |
| 8363 | May - 23 | Apr - 20 | 16,831.41 | 815.00 | 0.00 | 0.00 | 815.00 | 4.84% | New | X5 Series | Commercial | May - 23 |
| 8364 | May - 23 | Apr - 20 | 5,452.14 | 294.12 | 0.00 | 0.00 | 294.12 | 5.39% | New | X3 Series | Private Individual | May - 23 |
| 8365 | May - 23 | Apr - 20 | 5,627.82 | 338.17 | 0.00 | 0.00 | 338.17 | 6.01% | New | X3 Series | Commercial | May - 23 |
| 8366 | May - 23 | Apr - 20 | 9,612.34 | 468.96 | 0.00 | 0.00 | 468.96 | 4.88% | New | 4 Series | Commercial | May - 23 |
| 8367 | May - 23 | Apr - 20 | 11,031.94 | 32.39 | 0.00 | 0.00 | 32.39 | 0.29% | New | 3 Series | Commercial | May - 23 |
| 8368 | May - 23 | Apr - 20 | 4,085.37 | 371.15 | 0.00 | 0.00 | 371.15 | 9.08% | New | X2 Series | Commercial | May - 23 |
| 8369 | May - 23 | Apr - 20 | 6,407.91 | 308.89 | 0.00 | 0.00 | 308.89 | 4.82% | New | 3 Series | Commercial | May - 23 |
| 8370 | May - 23 | Apr - 20 | 7,496.87 | 373.67 | 0.00 | 0.00 | 373.67 | 4.98% | New | 3 Series | Commercial | May - 23 |
| 8371 | May - 23 | Apr - 20 | 20,026.87 | 980.02 | 0.00 | 0.00 | 980.02 | 4.89% | New | 7 Series | Private Individual | May - 23 |
| 8372 | May - 23 | Apr - 20 | 3,611.18 | 99.84 | 0.00 | 0.00 | 99.84 | 2.76% | New | 1 Series | Private Individual | May - 23 |
| 8373 | May - 23 | Apr - 20 | 2,719.31 | 137.89 | 0.00 | 0.00 | 137.89 | 5.07% | New | MINI Hatch | Private Individual | May - 23 |
| 8374 | May - 23 | Apr - 20 | 6,924.42 | 335.29 | 0.00 | 0.00 | 335.29 | 4.84% | New | X1 Series | Commercial | May - 23 |
| 8375 | May - 23 | Apr - 20 | 10,062.48 | 500.00 | 0.00 | 0.00 | 500.00 | 4.97% | New | 5 Series | Commercial | May - 23 |
| 8376 | May - 23 | Apr - 20 | 7,512.30 | 375.02 | 0.00 | 0.00 | 375.02 | 4.99% | New | 5 Series | Private Individual | May - 23 |
| 8377 | May - 23 | Apr - 20 | 1,901.94 | 151.26 | 0.00 | 0.00 | 151.26 | 7.95% | New | 3 Series | Private Individual | May - 23 |
| 8378 | May - 23 | Apr - 20 | 5,901.87 | 194.35 | 0.00 | 0.00 | 194.35 | 3.29% | New | X3 Series | Private Individual | May - 23 |
| 8379 | May - 23 | Apr - 20 | 4,828.37 | 394.00 | 0.00 | 0.00 | 394.00 | 8.16% | New | MINI Hatch | Commercial | May - 23 |
| 8380 | May - 23 | Apr - 20 | 7,502.25 | 373.36 | 0.00 | 0.00 | 373.36 | 4.98% | New | MINI Hatch | Commercial | May - 23 |
| 8381 | May - 23 | Apr - 20 | 10,389.91 | 513.10 | 0.00 | 0.00 | 513.10 | 4.94% | New | X3 Series | Commercial | May - 23 |
| 8382 | May - 23 | Apr - 20 | 12,210.61 | 781.80 | 0.00 | 0.00 | 781.80 | 6.40% | New | X5 Series | Commercial | May - 23 |
| 8383 | May - 23 | Apr - 20 | 9,007.44 | 597.26 | 0.00 | 0.00 | 597.26 | 6.63% | New | X3 Series | Commercial | May - 23 |
| 8384 | May - 23 | Apr - 20 | 8,899.59 | 429.00 | 0.00 | 0.00 | 429.00 | 4.82% | New | X2 Series | Commercial | May - 23 |
| 8385 | May - 23 | Apr - 20 | 3,470.37 | 168.04 | 0.00 | 0.00 | 168.04 | 4.84% | New | 1 Series | Private Individual | May - 23 |
| 8386 | May - 23 | Apr - 20 | 4,083.88 | 201.68 | 0.00 | 0.00 | 201.68 | 4.94% | New | MINI Hatch | Private Individual | May - 23 |
| 8387 | May - 23 | Apr - 20 | 2,338.11 | 115.29 | 0.00 | 0.00 | 115.29 | 4.93% | New | 1 Series | Private Individual | May - 23 |
| 8388 | May - 23 | Apr - 20 | 4,079.79 | 340.00 | 0.00 | 0.00 | 340.00 | 8.33% | New | 3 Series | Commercial | May - 23 |
| 8389 | May - 23 | Apr - 20 | 17,229.53 | 830.54 | 0.00 | 0.00 | 830.54 | 4.82% | New | 5 Series | Commercial | May - 23 |
| 8390 | May - 23 | Apr - 20 | 4,805.44 | 231.99 | 0.00 | 0.00 | 231.99 | 4.83% | New | 1 Series | Private Individual | May - 23 |
| 8391 | May - 23 | Apr - 20 | 5,345.81 | 338.18 | 0.00 | 0.00 | 338.18 | 6.33% | New | 3 Series | Commercial | May - 23 |
| 8392 | May - 23 | Apr - 20 | 3,070.20 | 195.00 | 0.00 | 0.00 | 195.00 | 6.35% | New | MINI Hatch | Private Individual | May - 23 |
| 8393 | May - 23 | Apr - 20 | 14,469.42 | 699.58 | 0.00 | 0.00 | 699.58 | 4.83% | New | X3 Series | Private Individual | May - 23 |

Bavarian Sky S.A., Compartment German Auto Leases 6

Monthly Investor Report

Reporting Date: June 09, 2023
 Payment Date: June 20, 2023
 Period No.: 23
 Monthly Period: May, 2023
 Interest Period: May 22, 2023 to June 20, 2023
 = 29 days

8b. Defaulted Amount & Recovery Amount - Lease Level Data* (Out of Deal)

| | Month / Year of Default | Month / Year of Lease Origination | Discounted Lease Balance (Initial) | Discounted Lease Balance at Default ** | Recovery (Current Period) | Recovery Total | Discounted Lease Balance End of Period | Net Loss in % | Vehicle Type (New / Used) | Vehicle Class | Customer Type | Out of Deal (Month / Year) |
|------|-------------------------|-----------------------------------|------------------------------------|--|---------------------------|----------------|--|---------------|---------------------------|---------------|--------------------|----------------------------|
| 8394 | May - 23 | Apr - 20 | 9,333.57 | 121.43 | 0.00 | 0.00 | 121.43 | 1.30% | New | X3 Series | Private Individual | May - 23 |
| 8395 | May - 23 | May - 20 | 15,757.36 | 744.00 | 0.00 | 0.00 | 744.00 | 4.72% | New | 5 Series | Commercial | May - 23 |
| 8396 | May - 23 | May - 20 | 5,681.04 | 289.90 | 0.00 | 0.00 | 289.90 | 5.10% | New | 1 Series | Commercial | May - 23 |
| 8397 | May - 23 | May - 20 | 4,491.00 | 431.93 | 0.00 | 0.00 | 431.93 | 9.62% | New | X3 Series | Commercial | May - 23 |
| 8398 | May - 23 | May - 20 | 6,960.36 | 337.03 | 0.00 | 0.00 | 337.03 | 4.84% | New | MINI Hatch | Private Individual | May - 23 |
| 8399 | May - 23 | May - 20 | 4,755.25 | 281.23 | 0.00 | 0.00 | 281.23 | 5.91% | New | 1 Series | Commercial | May - 23 |
| 8400 | May - 23 | May - 20 | 10,708.76 | 516.21 | 0.00 | 0.00 | 516.21 | 4.82% | New | X2 Series | Commercial | May - 23 |
| 8401 | May - 23 | May - 20 | 6,514.97 | 158.17 | 0.00 | 0.00 | 158.17 | 2.43% | New | 3 Series | Commercial | May - 23 |
| 8402 | May - 23 | May - 20 | 4,430.55 | 216.81 | 0.00 | 0.00 | 216.81 | 4.89% | New | 3 Series | Private Individual | May - 23 |
| 8403 | May - 23 | May - 20 | 11,131.64 | 564.46 | 0.00 | 0.00 | 564.46 | 5.07% | New | 3 Series | Commercial | May - 23 |
| 8404 | May - 23 | May - 20 | 14,503.02 | 699.11 | 0.00 | 0.00 | 699.11 | 4.82% | New | 5 Series | Commercial | May - 23 |
| 8405 | May - 23 | May - 20 | 6,751.78 | 330.40 | 0.00 | 0.00 | 330.40 | 4.89% | New | MINI Clubman | Commercial | May - 23 |
| 8406 | May - 23 | May - 20 | 2,432.32 | 206.55 | 0.00 | 0.00 | 206.55 | 8.49% | New | Group Others | Private Individual | May - 23 |
| 8407 | May - 23 | May - 20 | 13,136.40 | 422.79 | 0.00 | 0.00 | 422.79 | 3.22% | New | 5 Series | Commercial | May - 23 |
| 8408 | May - 23 | May - 20 | 4,532.30 | 219.46 | 0.00 | 0.00 | 219.46 | 4.84% | New | MINI Hatch | Private Individual | May - 23 |
| 8409 | May - 23 | May - 20 | 3,218.64 | 294.12 | 0.00 | 0.00 | 294.12 | 9.14% | New | MINI Hatch | Private Individual | May - 23 |
| 8410 | May - 23 | May - 20 | 5,040.45 | 243.70 | 0.00 | 0.00 | 243.70 | 4.83% | New | X1 Series | Commercial | May - 23 |
| 8411 | May - 23 | May - 20 | 20,280.27 | 1,000.00 | 0.00 | 0.00 | 1,000.00 | 4.93% | New | 7 Series | Commercial | May - 23 |
| 8412 | May - 23 | May - 20 | 21,530.93 | 1,674.16 | 0.00 | 0.00 | 1,674.16 | 7.78% | New | 8 Series | Commercial | May - 23 |
| 8413 | May - 23 | May - 20 | 7,180.80 | 354.62 | 0.00 | 0.00 | 354.62 | 4.94% | New | i3 Series | Commercial | May - 23 |
| 8414 | May - 23 | May - 20 | 3,895.52 | 190.34 | 0.00 | 0.00 | 190.34 | 4.89% | New | MINI Hatch | Private Individual | May - 23 |
| 8415 | May - 23 | May - 20 | 2,355.24 | 116.85 | 0.00 | 0.00 | 116.85 | 4.96% | Used | X3 Series | Private Individual | May - 23 |
| 8416 | May - 23 | May - 20 | 5,734.66 | 277.68 | 0.00 | 0.00 | 277.68 | 4.84% | New | 3 Series | Private Individual | May - 23 |
| 8417 | May - 23 | May - 20 | 3,510.00 | 294.08 | 0.00 | 0.00 | 294.08 | 8.38% | New | X3 Series | Private Individual | May - 23 |
| 8418 | May - 23 | May - 20 | 1,504.51 | 180.05 | 0.00 | 0.00 | 180.05 | 11.97% | New | X6 Series | Private Individual | May - 23 |
| 8419 | May - 23 | May - 20 | 3,429.36 | 165.31 | 0.00 | 0.00 | 165.31 | 4.82% | New | MINI Clubman | Commercial | May - 23 |
| 8420 | May - 23 | May - 20 | 5,836.87 | 10.06 | 0.00 | 0.00 | 10.06 | 0.17% | New | X1 Series | Private Individual | May - 23 |
| 8421 | May - 23 | May - 20 | 4,980.05 | 243.70 | 0.00 | 0.00 | 243.70 | 4.89% | New | 1 Series | Commercial | May - 23 |
| 8422 | May - 23 | May - 20 | 6,941.26 | 335.10 | 0.00 | 0.00 | 335.10 | 4.83% | New | 3 Series | Commercial | May - 23 |
| 8423 | May - 23 | May - 20 | 11,772.36 | 569.18 | 0.00 | 0.00 | 569.18 | 4.83% | New | X3 Series | Commercial | May - 23 |
| 8424 | May - 23 | May - 20 | 3,128.83 | 155.47 | 0.00 | 0.00 | 155.47 | 4.97% | New | MINI Hatch | Commercial | May - 23 |
| 8425 | May - 23 | May - 20 | 7,374.79 | 366.45 | 0.00 | 0.00 | 366.45 | 4.97% | New | 3 Series | Commercial | May - 23 |

Bavarian Sky S.A., Compartment German Auto Leases 6

Monthly Investor Report

Reporting Date: June 09, 2023
 Payment Date: June 20, 2023
 Period No.: 23
 Monthly Period: May, 2023
 Interest Period: May 22, 2023 to June 20, 2023
 = 29 days

8b. Defaulted Amount & Recovery Amount - Lease Level Data* (Out of Deal)

| | Month / Year of Default | Month / Year of Lease Origination | Discounted Lease Balance (Initial) | Discounted Lease Balance at Default ** | Recovery (Current Period) | Recovery Total | Discounted Lease Balance End of Period | Net Loss in % | Vehicle Type (New / Used) | Vehicle Class | Customer Type | Out of Deal (Month / Year) |
|------|-------------------------|-----------------------------------|------------------------------------|--|---------------------------|----------------|--|---------------|---------------------------|---------------|--------------------|----------------------------|
| 8426 | May - 23 | May - 20 | 3,442.05 | 166.17 | 0.00 | 0.00 | 166.17 | 4.83% | New | 1 Series | Commercial | May - 23 |
| 8427 | May - 23 | May - 20 | 2,892.12 | 151.38 | 0.00 | 0.00 | 151.38 | 5.23% | New | MINI Hatch | Private Individual | May - 23 |
| 8428 | May - 23 | May - 20 | 5,875.92 | 76.45 | 0.00 | 0.00 | 76.45 | 1.30% | New | MINI Hatch | Private Individual | May - 23 |
| 8429 | May - 23 | May - 20 | 9,610.72 | 474.62 | 0.00 | 0.00 | 474.62 | 4.94% | New | 3 Series | Commercial | May - 23 |
| 8430 | May - 23 | May - 20 | 4,269.37 | 209.24 | 0.00 | 0.00 | 209.24 | 4.90% | New | 1 Series | Private Individual | May - 23 |
| 8431 | May - 23 | May - 20 | 8,538.98 | 427.60 | 0.00 | 0.00 | 427.60 | 5.01% | Used | X5 Series | Private Individual | May - 23 |
| 8432 | May - 23 | June - 20 | 6,530.95 | 319.11 | 0.00 | 0.00 | 319.11 | 4.89% | New | 3 Series | Commercial | May - 23 |
| 8433 | May - 23 | June - 20 | 8,124.56 | 391.64 | 0.00 | 0.00 | 391.64 | 4.82% | New | 2 Series | Private Individual | May - 23 |
| 8434 | May - 23 | July - 20 | 11,251.29 | 145.89 | 0.00 | 0.00 | 145.89 | 1.30% | New | 3 Series | Commercial | May - 23 |
| 8435 | May - 23 | July - 20 | 4,693.40 | 249.00 | 0.00 | 0.00 | 249.00 | 5.31% | New | 1 Series | Commercial | May - 23 |
| 8436 | May - 23 | Sept - 20 | 5,050.38 | 249.41 | 0.00 | 0.00 | 249.41 | 4.94% | New | MINI Hatch | Private Individual | May - 23 |
| 8437 | May - 23 | Oct - 20 | 2,983.53 | 150.34 | 0.00 | 0.00 | 150.34 | 5.04% | New | Group Others | Private Individual | May - 23 |
| 8438 | May - 23 | Dec - 20 | 6,431.99 | 377.59 | 0.00 | 0.00 | 377.59 | 5.87% | New | 1 Series | Commercial | May - 23 |
| 8439 | May - 23 | Jan - 21 | 1,555.23 | 77.88 | 0.00 | 0.00 | 77.88 | 5.01% | New | 1 Series | Private Individual | May - 23 |
| 8440 | May - 23 | Jan - 21 | 9,500.11 | 464.89 | 0.00 | 0.00 | 464.89 | 4.89% | New | 2 Series | Commercial | May - 23 |
| 8441 | May - 23 | Jan - 21 | 5,937.48 | 244.00 | 0.00 | 0.00 | 244.00 | 4.11% | New | X1 Series | Private Individual | May - 23 |
| 8442 | May - 23 | Mar - 21 | 7,250.27 | 364.77 | 0.00 | 0.00 | 364.77 | 5.03% | New | X1 Series | Commercial | May - 23 |
| 8443 | May - 23 | Mar - 21 | 3,615.99 | 182.21 | 0.00 | 0.00 | 182.21 | 5.04% | New | i3 Series | Private Individual | May - 23 |
| 8444 | May - 23 | Mar - 21 | 12,615.76 | 631.76 | 0.00 | 0.00 | 631.76 | 5.01% | New | X3 Series | Commercial | May - 23 |
| 8445 | May - 23 | Mar - 21 | 4,133.64 | 256.89 | 0.00 | 0.00 | 256.89 | 6.21% | New | 1 Series | Commercial | May - 23 |
| 8446 | May - 23 | Mar - 21 | 4,848.44 | 153.74 | 0.00 | 0.00 | 153.74 | 3.17% | New | MINI Clubman | Private Individual | May - 23 |
| 8447 | May - 23 | Mar - 21 | 4,702.52 | 236.96 | 0.00 | 0.00 | 236.96 | 5.04% | New | 5 Series | Commercial | May - 23 |
| 8448 | May - 23 | Mar - 21 | 1,739.18 | 87.50 | 0.00 | 0.00 | 87.50 | 5.03% | New | i3 Series | Private Individual | May - 23 |
| 8449 | May - 23 | Mar - 21 | 5,108.56 | 255.42 | 0.00 | 0.00 | 255.42 | 5.00% | New | MINI Hatch | Commercial | May - 23 |
| 8450 | May - 23 | Mar - 21 | 1,160.74 | 58.49 | 0.00 | 0.00 | 58.49 | 5.04% | New | MINI Hatch | Private Individual | May - 23 |
| 8451 | May - 23 | Mar - 21 | 1,145.60 | 60.18 | 0.00 | 0.00 | 60.18 | 5.25% | New | 5 Series | Private Individual | May - 23 |
| 8452 | May - 23 | Mar - 21 | 5,175.59 | 258.37 | 0.00 | 0.00 | 258.37 | 4.99% | New | 3 Series | Private Individual | May - 23 |
| 8453 | May - 23 | Mar - 21 | 3,698.75 | 186.38 | 0.00 | 0.00 | 186.38 | 5.04% | New | i3 Series | Private Individual | May - 23 |
| 8454 | May - 23 | Mar - 21 | 5,814.40 | 290.26 | 0.00 | 0.00 | 290.26 | 4.99% | New | i3 Series | Commercial | May - 23 |
| 8455 | May - 23 | Mar - 21 | 2,364.04 | 117.65 | 0.00 | 0.00 | 117.65 | 4.98% | New | i3 Series | Commercial | May - 23 |
| 8456 | May - 23 | Mar - 21 | 5,764.12 | 290.00 | 0.00 | 0.00 | 290.00 | 5.03% | New | 5 Series | Private Individual | May - 23 |
| 8457 | May - 23 | Mar - 21 | 5,858.26 | 293.36 | 0.00 | 0.00 | 293.36 | 5.01% | New | 5 Series | Private Individual | May - 23 |

Bavarian Sky S.A., Compartment German Auto Leases 6

Monthly Investor Report

Reporting Date: June 09, 2023
 Payment Date: June 20, 2023
 Period No.: 23
 Monthly Period: May, 2023
 Interest Period: May 22, 2023 to June 20, 2023
 = 29 days

8b. Defaulted Amount & Recovery Amount - Lease Level Data* (Out of Deal)

| | Month / Year of Default | Month / Year of Lease Origination | Discounted Lease Balance (Initial) | Discounted Lease Balance at Default ** | Recovery (Current Period) | Recovery Total | Discounted Lease Balance End of Period | Net Loss in % | Vehicle Type (New / Used) | Vehicle Class | Customer Type | Out of Deal (Month / Year) |
|------|-------------------------|-----------------------------------|------------------------------------|--|---------------------------|----------------|--|---------------|---------------------------|---------------|--------------------|----------------------------|
| 8458 | May - 23 | Mar - 21 | 7,052.75 | 350.99 | 0.00 | 0.00 | 350.99 | 4.98% | New | i3 Series | Commercial | May - 23 |
| 8459 | May - 23 | Mar - 21 | 10,185.68 | 507.69 | 0.00 | 0.00 | 507.69 | 4.98% | New | i3 Series | Private Individual | May - 23 |
| 8460 | May - 23 | Mar - 21 | 12,549.93 | 621.68 | 0.00 | 0.00 | 621.68 | 4.95% | New | 3 Series | Private Individual | May - 23 |
| 8461 | May - 23 | Mar - 21 | 7,403.17 | 369.00 | 0.00 | 0.00 | 369.00 | 4.98% | New | 5 Series | Commercial | May - 23 |
| 8462 | May - 23 | Mar - 21 | 4,683.46 | 234.53 | 0.00 | 0.00 | 234.53 | 5.01% | New | X2 Series | Private Individual | May - 23 |
| 8463 | May - 23 | Mar - 21 | 5,091.48 | 251.44 | 0.00 | 0.00 | 251.44 | 4.94% | Used | 2 Series | Private Individual | May - 23 |
| 8464 | May - 23 | Mar - 21 | 3,204.83 | 159.74 | 0.00 | 0.00 | 159.74 | 4.98% | New | MINI Hatch | Commercial | May - 23 |
| 8465 | May - 23 | Mar - 21 | 2,378.67 | 117.65 | 0.00 | 0.00 | 117.65 | 4.95% | New | i3 Series | Commercial | May - 23 |
| 8466 | May - 23 | Mar - 21 | 4,604.30 | 400.80 | 0.00 | 0.00 | 400.80 | 8.70% | New | 5 Series | Private Individual | May - 23 |
| 8467 | May - 23 | Mar - 21 | 5,837.47 | 294.15 | 0.00 | 0.00 | 294.15 | 5.04% | New | Group Others | Commercial | May - 23 |
| 8468 | May - 23 | Mar - 21 | 8,171.70 | 453.84 | 0.00 | 0.00 | 453.84 | 5.55% | New | i3 Series | Commercial | May - 23 |
| 8469 | May - 23 | Apr - 21 | 3,625.81 | 179.61 | 0.00 | 0.00 | 179.61 | 4.95% | New | 3 Series | Commercial | May - 23 |
| 8470 | May - 23 | Apr - 21 | 13,606.56 | 564.29 | 0.00 | 0.00 | 564.29 | 4.15% | New | X1 Series | Commercial | May - 23 |
| 8471 | May - 23 | Apr - 21 | 6,304.56 | 86.51 | 0.00 | 0.00 | 86.51 | 1.37% | New | 3 Series | Private Individual | May - 23 |
| 8472 | May - 23 | Apr - 21 | 5,343.79 | 263.90 | 0.00 | 0.00 | 263.90 | 4.94% | New | i3 Series | Private Individual | May - 23 |
| 8473 | May - 23 | Apr - 21 | 5,895.38 | 550.00 | 0.00 | 0.00 | 550.00 | 9.33% | New | 5 Series | Commercial | May - 23 |
| 8474 | May - 23 | Apr - 21 | 4,559.87 | 225.88 | 0.00 | 0.00 | 225.88 | 4.95% | New | i3 Series | Commercial | May - 23 |
| 8475 | May - 23 | Apr - 21 | 2,432.48 | 140.98 | 0.00 | 0.00 | 140.98 | 5.80% | New | i3 Series | Private Individual | May - 23 |
| 8476 | May - 23 | Apr - 21 | 16,842.55 | 13.20 | 0.00 | 0.00 | 13.20 | 0.08% | New | 2 Series | Commercial | May - 23 |
| 8477 | May - 23 | Apr - 21 | 3,822.86 | 188.79 | 0.00 | 0.00 | 188.79 | 4.94% | New | i3 Series | Commercial | May - 23 |
| 8478 | May - 23 | Apr - 21 | 2,147.64 | 186.43 | 0.00 | 0.00 | 186.43 | 8.68% | New | MINI Hatch | Private Individual | May - 23 |
| 8479 | May - 23 | Apr - 21 | 6,284.91 | 382.35 | 0.00 | 0.00 | 382.35 | 6.08% | New | 5 Series | Private Individual | May - 23 |
| 8480 | May - 23 | Apr - 21 | 6,077.57 | 305.77 | 0.00 | 0.00 | 305.77 | 5.03% | New | 5 Series | Commercial | May - 23 |
| 8481 | May - 23 | Apr - 21 | 11,399.65 | 557.00 | 0.00 | 0.00 | 557.00 | 4.89% | New | Z4 Series | Commercial | May - 23 |
| 8482 | May - 23 | Apr - 21 | 4,257.02 | 317.65 | 0.00 | 0.00 | 317.65 | 7.46% | New | X1 Series | Commercial | May - 23 |
| 8483 | May - 23 | Apr - 21 | 4,475.30 | 221.01 | 0.00 | 0.00 | 221.01 | 4.94% | New | i3 Series | Private Individual | May - 23 |
| 8484 | May - 23 | Apr - 21 | 4,044.25 | 200.03 | 0.00 | 0.00 | 200.03 | 4.95% | New | 1 Series | Commercial | May - 23 |
| 8485 | May - 23 | Apr - 21 | 5,944.58 | 293.57 | 0.00 | 0.00 | 293.57 | 4.94% | New | 5 Series | Commercial | May - 23 |
| 8486 | May - 23 | Apr - 21 | 5,937.70 | 293.23 | 0.00 | 0.00 | 293.23 | 4.94% | New | X1 Series | Commercial | May - 23 |
| 8487 | May - 23 | Apr - 21 | 5,300.19 | 259.76 | 0.00 | 0.00 | 259.76 | 4.90% | New | 5 Series | Private Individual | May - 23 |
| 8488 | May - 23 | Apr - 21 | 7,535.51 | 377.36 | 0.00 | 0.00 | 377.36 | 5.01% | New | MINI Hatch | Private Individual | May - 23 |
| 8489 | May - 23 | Apr - 21 | 5,985.88 | 298.82 | 0.00 | 0.00 | 298.82 | 4.99% | Used | 4 Series | Private Individual | May - 23 |

Bavarian Sky S.A., Compartment German Auto Leases 6

Monthly Investor Report

| | |
|------------------|--|
| Reporting Date: | June 09, 2023 |
| Payment Date: | June 20, 2023 |
| Period No.: | 23 |
| Monthly Period: | May, 2023 |
| Interest Period: | May 22, 2023 to June 20, 2023 = 29 days |

8b. Defaulted Amount & Recovery Amount - Lease Level Data* (Out of Deal)

| | Month / Year of Default | Month / Year of Lease Origination | Discounted Lease Balance (Initial) | Discounted Lease Balance at Default ** | Recovery (Current Period) | Recovery Total | Discounted Lease Balance End of Period | Net Loss in % | Vehicle Type (New / Used) | Vehicle Class | Customer Type | Out of Deal (Month / Year) |
|------|-------------------------|-----------------------------------|------------------------------------|--|---------------------------|----------------|--|---------------|---------------------------|---------------|--------------------|----------------------------|
| 8490 | May - 23 | Apr - 21 | 16,623.52 | 599.77 | 0.00 | 0.00 | 599.77 | 3.61% | New | 5 Series | Commercial | May - 23 |
| 8491 | May - 23 | Apr - 21 | 4,762.84 | 235.21 | 0.00 | 0.00 | 235.21 | 4.94% | New | i3 Series | Private Individual | May - 23 |
| 8492 | May - 23 | Apr - 21 | 3,373.13 | 235.00 | 0.00 | 0.00 | 235.00 | 6.97% | New | i3 Series | Private Individual | May - 23 |
| 8493 | May - 23 | Apr - 21 | 3,661.26 | 182.49 | 0.00 | 0.00 | 182.49 | 4.98% | New | i3 Series | Private Individual | May - 23 |
| 8494 | May - 23 | Apr - 21 | 8,899.25 | 440.16 | 0.00 | 0.00 | 440.16 | 4.95% | New | X1 Series | Commercial | May - 23 |
| 8495 | May - 23 | Apr - 21 | 4,732.87 | 233.73 | 0.00 | 0.00 | 233.73 | 4.94% | New | i3 Series | Private Individual | May - 23 |
| 8496 | May - 23 | Apr - 21 | 1,385.09 | 128.45 | 0.00 | 0.00 | 128.45 | 9.27% | New | i3 Series | Private Individual | May - 23 |
| 8497 | May - 23 | Apr - 21 | 3,586.15 | 177.10 | 0.00 | 0.00 | 177.10 | 4.94% | New | MINI Hatch | Commercial | May - 23 |
| 8498 | May - 23 | Apr - 21 | 3,056.36 | 154.01 | 0.00 | 0.00 | 154.01 | 5.04% | New | i3 Series | Commercial | May - 23 |
| 8499 | May - 23 | Apr - 21 | 3,690.75 | 178.98 | 0.00 | 0.00 | 178.98 | 4.85% | New | i3 Series | Private Individual | May - 23 |
| 8500 | May - 23 | Apr - 21 | 3,347.95 | 196.18 | 0.00 | 0.00 | 196.18 | 5.86% | New | i3 Series | Commercial | May - 23 |
| 8501 | May - 23 | Apr - 21 | 3,982.26 | 198.49 | 0.00 | 0.00 | 198.49 | 4.98% | New | i3 Series | Private Individual | May - 23 |
| 8502 | May - 23 | Apr - 21 | 8,885.21 | 434.80 | 0.00 | 0.00 | 434.80 | 4.89% | New | 5 Series | Private Individual | May - 23 |
| 8503 | May - 23 | Apr - 21 | 2,061.41 | 87.60 | 0.00 | 0.00 | 87.60 | 4.25% | New | 5 Series | Commercial | May - 23 |
| 8504 | May - 23 | Apr - 21 | 6,597.88 | 319.00 | 0.00 | 0.00 | 319.00 | 4.83% | New | i3 Series | Commercial | May - 23 |
| 8505 | May - 23 | Apr - 21 | 5,279.72 | 440.00 | 0.00 | 0.00 | 440.00 | 8.33% | New | i3 Series | Commercial | May - 23 |
| 8506 | May - 23 | Apr - 21 | 4,950.06 | 259.62 | 0.00 | 0.00 | 259.62 | 5.24% | New | 3 Series | Private Individual | May - 23 |
| 8507 | May - 23 | Apr - 21 | 2,126.17 | 103.73 | 0.00 | 0.00 | 103.73 | 4.88% | New | i3 Series | Private Individual | May - 23 |
| 8508 | May - 23 | Apr - 21 | 19,753.11 | 957.91 | 0.00 | 0.00 | 957.91 | 4.85% | New | 7 Series | Commercial | May - 23 |
| 8509 | May - 23 | Apr - 21 | 2,977.86 | 147.06 | 0.00 | 0.00 | 147.06 | 4.94% | New | i3 Series | Private Individual | May - 23 |
| 8510 | May - 23 | Apr - 21 | 4,257.63 | 206.16 | 0.00 | 0.00 | 206.16 | 4.84% | New | i3 Series | Private Individual | May - 23 |
| 8511 | May - 23 | Apr - 21 | 3,683.84 | 180.27 | 0.00 | 0.00 | 180.27 | 4.89% | New | Group Others | Private Individual | May - 23 |
| 8512 | May - 23 | Apr - 21 | 7,454.19 | 363.67 | 0.00 | 0.00 | 363.67 | 4.88% | New | MINI Hatch | Commercial | May - 23 |
| 8513 | May - 23 | Apr - 21 | 6,703.49 | 325.08 | 0.00 | 0.00 | 325.08 | 4.85% | New | 5 Series | Commercial | May - 23 |
| 8514 | May - 23 | Apr - 21 | 5,563.95 | 271.45 | 0.00 | 0.00 | 271.45 | 4.88% | New | i3 Series | Private Individual | May - 23 |
| 8515 | May - 23 | Apr - 21 | 5,697.58 | 468.59 | 0.00 | 0.00 | 468.59 | 8.22% | New | MINI Hatch | Commercial | May - 23 |
| 8516 | May - 23 | Apr - 21 | 21,214.32 | 1,028.78 | 0.00 | 0.00 | 1,028.78 | 4.85% | New | X5 Series | Commercial | May - 23 |
| 8517 | May - 23 | Apr - 21 | 3,344.71 | 167.23 | 0.00 | 0.00 | 167.23 | 5.00% | New | X1 Series | Private Individual | May - 23 |
| 8518 | May - 23 | Apr - 21 | 1,709.88 | 125.21 | 0.00 | 0.00 | 125.21 | 7.32% | New | i3 Series | Private Individual | May - 23 |
| 8519 | May - 23 | Apr - 21 | 1,258.26 | 61.11 | 0.00 | 0.00 | 61.11 | 4.86% | New | MINI Hatch | Commercial | May - 23 |
| 8520 | May - 23 | Apr - 21 | 5,218.16 | 253.05 | 0.00 | 0.00 | 253.05 | 4.85% | New | i3 Series | Private Individual | May - 23 |
| 8521 | May - 23 | Apr - 21 | 1,666.21 | 83.05 | 0.00 | 0.00 | 83.05 | 4.98% | New | 1 Series | Commercial | May - 23 |

Bavarian Sky S.A., Compartment German Auto Leases 6

Monthly Investor Report

Reporting Date: June 09, 2023
 Payment Date: June 20, 2023
 Period No.: 23
 Monthly Period: May, 2023
 Interest Period: May 22, 2023 to June 20, 2023
 = 29 days

8b. Defaulted Amount & Recovery Amount - Lease Level Data* (Out of Deal)

| | Month / Year of Default | Month / Year of Lease Origination | Discounted Lease Balance (Initial) | Discounted Lease Balance at Default ** | Recovery (Current Period) | Recovery Total | Discounted Lease Balance End of Period | Net Loss in % | Vehicle Type (New / Used) | Vehicle Class | Customer Type | Out of Deal (Month / Year) |
|------|-------------------------|-----------------------------------|------------------------------------|--|---------------------------|----------------|--|---------------|---------------------------|---------------|--------------------|----------------------------|
| 8522 | May - 23 | Apr - 21 | 4,823.46 | 238.57 | 0.00 | 0.00 | 238.57 | 4.95% | New | i3 Series | Private Individual | May - 23 |
| 8523 | May - 23 | Apr - 21 | 3,926.58 | 192.44 | 0.00 | 0.00 | 192.44 | 4.90% | New | X1 Series | Private Individual | May - 23 |
| 8524 | May - 23 | Apr - 21 | 3,274.11 | 161.69 | 0.00 | 0.00 | 161.69 | 4.94% | New | i3 Series | Commercial | May - 23 |
| 8525 | May - 23 | Apr - 21 | 3,430.85 | 100.42 | 0.00 | 0.00 | 100.42 | 2.93% | New | X1 Series | Private Individual | May - 23 |
| 8526 | May - 23 | Apr - 21 | 6,019.29 | 291.90 | 0.00 | 0.00 | 291.90 | 4.85% | New | 5 Series | Commercial | May - 23 |
| 8527 | May - 23 | Apr - 21 | 2,705.60 | 133.82 | 0.00 | 0.00 | 133.82 | 4.95% | New | i3 Series | Private Individual | May - 23 |
| 8528 | May - 23 | Apr - 21 | 7,191.22 | 359.55 | 0.00 | 0.00 | 359.55 | 5.00% | New | 2 Series | Private Individual | May - 23 |
| 8529 | May - 23 | Apr - 21 | 1,445.50 | 128.70 | 0.00 | 0.00 | 128.70 | 8.90% | New | i3 Series | Commercial | May - 23 |
| 8530 | May - 23 | Apr - 21 | 6,070.67 | 181.61 | 0.00 | 0.00 | 181.61 | 2.99% | New | MINI Hatch | Commercial | May - 23 |
| 8531 | May - 23 | Apr - 21 | 4,564.10 | 221.00 | 0.00 | 0.00 | 221.00 | 4.84% | New | i3 Series | Commercial | May - 23 |
| 8532 | May - 23 | Apr - 21 | 2,575.62 | 125.09 | 0.00 | 0.00 | 125.09 | 4.86% | New | X1 Series | Private Individual | May - 23 |
| 8533 | May - 23 | Apr - 21 | 3,783.96 | 182.95 | 0.00 | 0.00 | 182.95 | 4.83% | New | i3 Series | Private Individual | May - 23 |
| 8534 | May - 23 | Apr - 21 | 4,115.74 | 199.29 | 0.00 | 0.00 | 199.29 | 4.84% | New | i3 Series | Commercial | May - 23 |
| 8535 | May - 23 | Apr - 21 | 9,305.60 | 450.59 | 0.00 | 0.00 | 450.59 | 4.84% | New | X4 Series | Private Individual | May - 23 |
| 8536 | May - 23 | Apr - 21 | 6,834.79 | 330.95 | 0.00 | 0.00 | 330.95 | 4.84% | New | i3 Series | Commercial | May - 23 |
| 8537 | May - 23 | Apr - 21 | 2,887.84 | 140.89 | 0.00 | 0.00 | 140.89 | 4.88% | New | 1 Series | Private Individual | May - 23 |
| 8538 | May - 23 | Apr - 21 | 3,416.98 | 202.46 | 0.00 | 0.00 | 202.46 | 5.93% | New | i3 Series | Private Individual | May - 23 |
| 8539 | May - 23 | Apr - 21 | 4,546.96 | 220.17 | 0.00 | 0.00 | 220.17 | 4.84% | New | X1 Series | Private Individual | May - 23 |
| 8540 | May - 23 | Apr - 21 | 21,155.21 | 1,022.83 | 0.00 | 0.00 | 1,022.83 | 4.83% | New | 5 Series | Commercial | May - 23 |
| 8541 | May - 23 | Apr - 21 | 3,910.75 | 189.08 | 0.00 | 0.00 | 189.08 | 4.83% | New | X1 Series | Private Individual | May - 23 |
| 8542 | May - 23 | Apr - 21 | 2,681.86 | 130.25 | 0.00 | 0.00 | 130.25 | 4.86% | New | 1 Series | Private Individual | May - 23 |
| 8543 | May - 23 | Apr - 21 | 5,953.95 | 316.40 | 0.00 | 0.00 | 316.40 | 5.31% | New | X1 Series | Private Individual | May - 23 |
| 8544 | May - 23 | Apr - 21 | 3,834.59 | 189.66 | 0.00 | 0.00 | 189.66 | 4.95% | New | i3 Series | Private Individual | May - 23 |
| 8545 | May - 23 | Apr - 21 | 3,646.20 | 180.62 | 0.00 | 0.00 | 180.62 | 4.95% | New | i3 Series | Private Individual | May - 23 |
| 8546 | May - 23 | Apr - 21 | 3,800.30 | 183.74 | 0.00 | 0.00 | 183.74 | 4.83% | New | i3 Series | Commercial | May - 23 |
| 8547 | May - 23 | Apr - 21 | 3,757.99 | 183.62 | 0.00 | 0.00 | 183.62 | 4.89% | New | i3 Series | Private Individual | May - 23 |
| 8548 | May - 23 | Apr - 21 | 7,755.50 | 390.80 | 0.00 | 0.00 | 390.80 | 5.04% | New | Group Others | Commercial | May - 23 |
| 8549 | May - 23 | Apr - 21 | 14,083.86 | 679.92 | 0.00 | 0.00 | 679.92 | 4.83% | New | Z4 Series | Private Individual | May - 23 |
| 8550 | May - 23 | Apr - 21 | 3,869.34 | 201.94 | 0.00 | 0.00 | 201.94 | 5.22% | New | i3 Series | Commercial | May - 23 |
| 8551 | May - 23 | May - 21 | 2,483.61 | 119.90 | 0.00 | 0.00 | 119.90 | 4.83% | New | MINI Hatch | Commercial | May - 23 |
| 8552 | May - 23 | May - 21 | 5,706.72 | 279.26 | 0.00 | 0.00 | 279.26 | 4.89% | New | i3 Series | Private Individual | May - 23 |
| 8553 | May - 23 | May - 21 | 4,174.24 | 210.34 | 0.00 | 0.00 | 210.34 | 5.04% | New | i3 Series | Private Individual | May - 23 |

Bavarian Sky S.A., Compartment German Auto Leases 6
Monthly Investor Report

Reporting Date: June 09, 2023
 Payment Date: June 20, 2023
 Period No.: 23
 Monthly Period: May, 2023
 Interest Period: May 22, 2023 to June 20, 2023
 = 29 days

8b. Defaulted Amount & Recovery Amount - Lease Level Data* (Out of Deal)

| | Month / Year of Default | Month / Year of Lease Origination | Discounted Lease Balance (Initial) | Discounted Lease Balance at Default ** | Recovery (Current Period) | Recovery Total | Discounted Lease Balance End of Period | Net Loss in % | Vehicle Type (New / Used) | Vehicle Class | Customer Type | Out of Deal (Month / Year) |
|------|-------------------------|-----------------------------------|------------------------------------|--|---------------------------|----------------|--|---------------|---------------------------|---------------|--------------------|----------------------------|
| 8554 | May - 23 | May - 21 | 4,084.48 | 197.48 | 0.00 | 0.00 | 197.48 | 4.83% | New | i3 Series | Private Individual | May - 23 |
| 8555 | May - 23 | May - 21 | 11,164.43 | 538.98 | 0.00 | 0.00 | 538.98 | 4.83% | Used | 2 Series | Commercial | May - 23 |
| 8556 | May - 23 | May - 21 | 3,803.64 | 185.85 | 0.00 | 0.00 | 185.85 | 4.89% | New | Group Others | Private Individual | May - 23 |
| 8557 | May - 23 | May - 21 | 17,177.19 | 840.57 | 0.00 | 0.00 | 840.57 | 4.89% | New | 2 Series | Commercial | May - 23 |
| 8558 | May - 23 | June - 21 | 14,526.69 | 46.55 | 0.00 | 0.00 | 46.55 | 0.32% | New | 3 Series | Commercial | May - 23 |

*Applicable only if leases have defaulted. Does not include defaulted amounts less than 10 EUR.

**This amount mostly includes proceeds from vehicle sale.

Bavarian Sky S.A., Compartment German Auto Leases 6

Monthly Investor Report

| | |
|------------------|--|
| Reporting Date: | June 09, 2023 |
| Payment Date: | June 20, 2023 |
| Period No.: | 23 |
| Monthly Period: | May, 2023 |
| Interest Period: | May 22, 2023 to June 20, 2023 = 29 days |

9. Outstanding Notes Balance

| 1. Note Balance | All Notes | Class A | Class B |
|--|----------------|-----------------------|-----------------------|
| Initial Note Information | | | |
| ISIN code | | XS2348661419 | XS2348661922 |
| Currency | | EUR | EUR |
| Legal final maturity | | July 2029 | July 2029 |
| Rating (Fitch Moody's S&P DBRS) | | AAA N/A AAA N/A | N/A N/A N/A N/A |
| Initial notes aggregate principal outstanding balance | 923,900,000.00 | 850,000,000.00 | 73,900,000.00 |
| Nominal amount per note (in EUR) | | 100,000.00 | 100,000.00 |
| Initial number of notes per class (in EUR) | | 8,500 | 739 |
| Current Note Information | | | |
| Notes aggregate principal outstanding balance - BoP (in EUR) | 392,631,167.42 | 318,731,167.42 | 73,900,000.00 |
| Available distribution amount (in EUR) | 46,521,977.72 | | |
| Additional purchase price | 0.00 | | |
| Redemption per class (in EUR) | | 40,853,154.75 | 0.00 |
| Redemption per note (in EUR) | | 4,806.25 | 0.00 |
| Notes aggregate principal outstanding balance - EoP (in EUR) | 351,778,012.67 | 277,878,012.67 | 73,900,000.00 |
| Current pool factor | | 0.33 | 1.00 |

| 2. Payments to Investor per Note | Class A | Class B |
|---|---------------|------------|
| Interest Type | Floating Rate | Fixed Rate |
| Reference Rate | 1M_EURIBOR | NONE |
| Actual Interest Rate | 3.152% | NONE |
| Spread | 0.700% | 0.00% |
| Coupon | 3.852% | 1.00% |
| Day count fraction | Actual/360 | Actual/360 |
| Interest days | 29 days | 29 days |
| Principal outstanding per note in EUR - BoP | 37,497.78 | 100,000.00 |
| Principal repayment per note in EUR | 4,806.25 | 0.00 |
| Principal outstanding per note in EUR - EoP | 32,691.53 | 100,000.00 |
| Interest payment per Note in EUR | 116.36 | 80.56 |

| 3. Credit Enhancement | Initial Period | Initial CE | Current Period | Current CE |
|--|----------------|------------|----------------|------------|
| Class A | 850,000,000.00 | 8.50% | 277,878,012.67 | 25.76% |
| Class B | 73,900,000.00 | 0.50% | 73,900,000.00 | 5.68% |
| Cash Reserve (+ Overcollateralisation) | 4,620,000.00 | - | 20,901,776.81 | - |

BMW Bank GmbH complies with the retention requirement of a material net economic interest in accordance with article 6 of the Securitisation Regulation. A minimum of 5.0% of the net economic interest will be retained on an ongoing basis in form of retention of the Class B Notes and Subordinated Loan.

**Bavarian Sky S.A., Compartment German Auto Leases 6
Monthly Investor Report**

| | |
|------------------|--|
| Reporting Date: | June 09, 2023 |
| Payment Date: | June 20, 2023 |
| Period No.: | 23 |
| Monthly Period: | May, 2023 |
| Interest Period: | May 22, 2023 to June 20, 2023 = 29 days |

9. Outstanding Notes Balance (Cont')**Clean-up Call Option**

If the current aggregate discounted outstanding lease balance is less than 10.00% of the initial aggregate discounted outstanding lease balance on the issue date or if all outstanding Class A notes are repaid in full, the seller will have the option under the lease receivables purchase agreement to demand from the issuer the resale of all outstanding purchased lease receivables.

| | |
|---|----------------|
| Current aggregate discounted outstanding lease balance at end of period | 368,059,789.48 |
| Clean-up option exercisable | No |

Bavarian Sky S.A., Compartment German Auto Leases 6
Monthly Investor Report

| | |
|------------------|--|
| Reporting Date: | June 09, 2023 |
| Payment Date: | June 20, 2023 |
| Period No.: | 23 |
| Monthly Period: | May, 2023 |
| Interest Period: | May 22, 2023 to June 20, 2023 = 29 days |

10. Initial Aggregate Lease Balance

Initial Portfolio

| Group in EUR | Initial Aggregate Lease Balance in EUR | Initial Aggregate Lease Balance in % | Number of Contracts | Number of Contracts in % |
|-----------------------|--|--------------------------------------|---------------------|--------------------------|
| 0,00 - 5.000,00 | 35,162,576.66 | 2.27% | 10,000 | 8.99% |
| 5.000,01 - 10.000,00 | 286,052,227.60 | 18.50% | 37,575 | 33.78% |
| 10.000,01 - 15.000,00 | 335,609,311.25 | 21.71% | 27,379 | 24.61% |
| 15.000,01 - 20.000,00 | 259,817,408.77 | 16.81% | 15,058 | 13.54% |
| 20.000,01 - 25.000,00 | 191,945,220.77 | 12.42% | 8,622 | 7.75% |
| 25.000,01 - 30.000,00 | 134,829,849.68 | 8.72% | 4,952 | 4.45% |
| 30.000,01 - 35.000,00 | 97,333,833.81 | 6.30% | 3,019 | 2.71% |
| 35.000,01 - 40.000,00 | 75,605,022.40 | 4.89% | 2,029 | 1.82% |
| 40.000,01 - 45.000,00 | 45,691,014.25 | 2.96% | 1,081 | 0.97% |
| 45.000,01 - 50.000,00 | 29,750,371.27 | 1.92% | 629 | 0.57% |
| 50.000,01 - 55.000,00 | 17,836,289.37 | 1.15% | 341 | 0.31% |
| 55.000,01 - 60.000,00 | 11,785,273.16 | 0.76% | 206 | 0.19% |
| > 60.000,00 | 24,461,823.06 | 1.58% | 351 | 0.32% |
| Total | 1,545,880,222.05 | 100.00% | 111,242 | 100.00% |

WA: 13,896.55
MIN : 0.72
MAX: 131,579.04

Bavarian Sky S.A., Compartment German Auto Leases 6
Monthly Investor Report

| | |
|------------------|--|
| Reporting Date: | June 09, 2023 |
| Payment Date: | June 20, 2023 |
| Period No.: | 23 |
| Monthly Period: | May, 2023 |
| Interest Period: | May 22, 2023 to June 20, 2023 = 29 days |

10. Initial Aggregate Lease Balance (Cont')

Current Portfolio:

| Group in EUR | Initial Aggregate Lease Balance in EUR | Initial Aggregate Lease Balance in % | Number of Contracts | Number of Contracts in % |
|-----------------------|--|--------------------------------------|---------------------|--------------------------|
| < 0,00 | 0.00 | 0.00% | 0 | 0.00% |
| 0,00 - 5.000,00 | 28,182,082.04 | 1.82% | 7,990 | 7.42% |
| 5.000,01 - 10.000,00 | 270,464,232.70 | 17.50% | 35,097 | 32.60% |
| 10.000,01 - 15.000,00 | 336,115,715.62 | 21.75% | 27,434 | 25.49% |
| 15.000,01 - 20.000,00 | 260,324,418.70 | 16.85% | 15,099 | 14.03% |
| 20.000,01 - 25.000,00 | 197,717,571.35 | 12.80% | 8,886 | 8.25% |
| 25.000,01 - 30.000,00 | 143,631,700.68 | 9.30% | 5,267 | 4.89% |
| 30.000,01 - 35.000,00 | 105,406,780.66 | 6.82% | 3,273 | 3.04% |
| 35.000,01 - 40.000,00 | 74,786,132.64 | 4.84% | 2,010 | 1.87% |
| 40.000,01 - 45.000,00 | 45,758,508.48 | 2.96% | 1,083 | 1.01% |
| 45.000,01 - 50.000,00 | 29,027,069.82 | 1.88% | 615 | 0.57% |
| 50.000,01 - 55.000,00 | 17,039,339.91 | 1.10% | 326 | 0.30% |
| 55.000,01 - 60.000,00 | 12,562,552.74 | 0.81% | 219 | 0.20% |
| > 60.000,00 | 24,142,036.92 | 1.56% | 347 | 0.32% |
| Total | 1,545,158,142.26 | 100.00% | 107,646 | 100.00% |

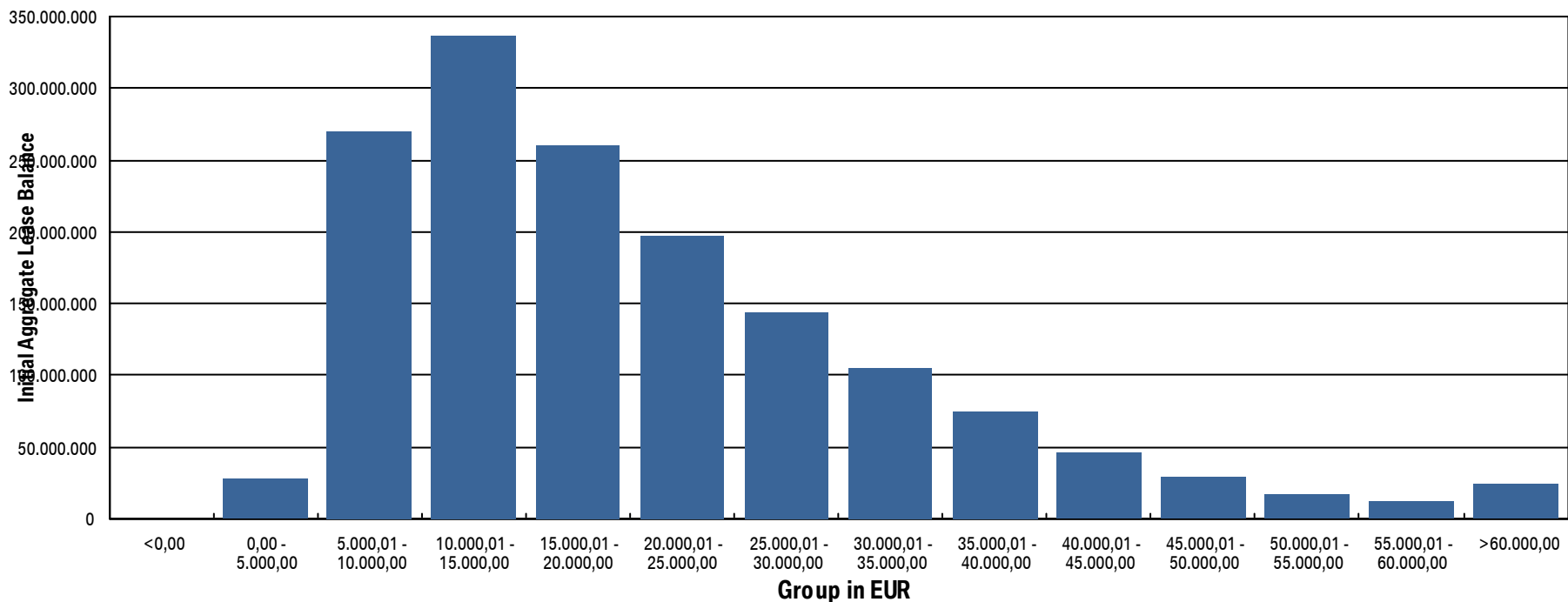
WA: 14,354.07
 MIN: 93.24
 MAX: 131,579.04

Bavarian Sky S.A., Compartment German Auto Leases 6
Monthly Investor Report

Reporting Date: June 09, 2023
 Payment Date: June 20, 2023
 Period No.: 23
 Monthly Period: May, 2023
 Interest Period: May 22, 2023 to June 20, 2023
 = 29 days

10.a Initial Aggregate Lease Balance (Graph)

Current Portfolio:



Bavarian Sky S.A., Compartment German Auto Leases 6
Monthly Investor Report

| | |
|------------------|--|
| Reporting Date: | June 09, 2023 |
| Payment Date: | June 20, 2023 |
| Period No.: | 23 |
| Monthly Period: | May, 2023 |
| Interest Period: | May 22, 2023 to June 20, 2023 = 29 days |

11. Aggregate Discounted Lease Balance

Initial Portfolio

| Group in EUR | Current Aggregate Discounted Lease Balance in EUR | Current Aggregate Discounted Lease Balance in % | Number of Contracts | Number of Contracts in % |
|-----------------------|---|---|---------------------|--------------------------|
| 0,00 - 5.000,00 | 118,715,544.01 | 12.85% | 39,707 | 35.69% |
| 5.000,01 - 10.000,00 | 295,302,581.54 | 31.96% | 41,216 | 37.05% |
| 10.000,01 - 15.000,00 | 197,028,347.33 | 21.33% | 16,260 | 14.62% |
| 15.000,01 - 20.000,00 | 120,475,306.22 | 13.04% | 7,006 | 6.30% |
| 20.000,01 - 25.000,00 | 78,031,010.81 | 8.45% | 3,507 | 3.15% |
| 25.000,01 - 30.000,00 | 48,513,149.46 | 5.25% | 1,780 | 1.60% |
| 30.000,01 - 35.000,00 | 29,717,128.96 | 3.22% | 922 | 0.83% |
| 35.000,01 - 40.000,00 | 15,550,406.46 | 1.68% | 416 | 0.37% |
| 40.000,01 - 45.000,00 | 8,510,742.01 | 0.92% | 202 | 0.18% |
| 45.000,01 - 50.000,00 | 4,450,301.25 | 0.48% | 94 | 0.08% |
| 50.000,01 - 55.000,00 | 2,965,138.26 | 0.32% | 57 | 0.05% |
| 55.000,01 - 60.000,00 | 2,173,342.29 | 0.24% | 38 | 0.03% |
| > 60.000,00 | 2,466,981.52 | 0.27% | 37 | 0.03% |
| Total | 923,899,980.12 | 100.00% | 111,242 | 100.00% |

WA: 8,305.32
MIN : 0.34
MAX: 90,658.99

Bavarian Sky S.A., Compartment German Auto Leases 6
Monthly Investor Report

| | |
|------------------|--|
| Reporting Date: | June 09, 2023 |
| Payment Date: | June 20, 2023 |
| Period No.: | 23 |
| Monthly Period: | May, 2023 |
| Interest Period: | May 22, 2023 to June 20, 2023 = 29 days |

11. Aggregate Discounted Lease Balance (Cont'1)

Current Portfolio:

| Group in EUR | Current Aggregate Discounted Lease Balance in EUR | Current Aggregate Discounted Lease Balance in % | Number of Contracts | Number of Contracts in % |
|-----------------------|---|---|---------------------|--------------------------|
| 0,00 - 5.000,00 | 153,662,241.22 | 41.75% | 83,711 | 77.77% |
| 5.000,01 - 10.000,00 | 121,104,254.17 | 32.90% | 17,494 | 16.25% |
| 10.000,01 - 15.000,00 | 52,784,570.87 | 14.34% | 4,402 | 4.09% |
| 15.000,01 - 20.000,00 | 22,462,548.73 | 6.10% | 1,318 | 1.22% |
| 20.000,01 - 25.000,00 | 9,893,848.93 | 2.69% | 450 | 0.42% |
| 25.000,01 - 30.000,00 | 4,511,214.99 | 1.23% | 167 | 0.16% |
| 30.000,01 - 35.000,00 | 2,123,231.88 | 0.58% | 66 | 0.06% |
| 35.000,01 - 40.000,00 | 936,044.56 | 0.25% | 25 | 0.02% |
| 40.000,01 - 45.000,00 | 434,314.56 | 0.12% | 10 | 0.01% |
| 45.000,01 - 50.000,00 | 147,519.57 | 0.04% | 3 | 0.00% |
| 50.000,01 - 55.000,00 | 0.00 | 0.00% | 0 | 0.00% |
| 55.000,01 - 60.000,00 | 0.00 | 0.00% | 0 | 0.00% |
| > 60.000,00 | 0.00 | 0.00% | 0 | 0.00% |
| Total | 368,059,789.48 | 100.00% | 107,646 | 100.00% |

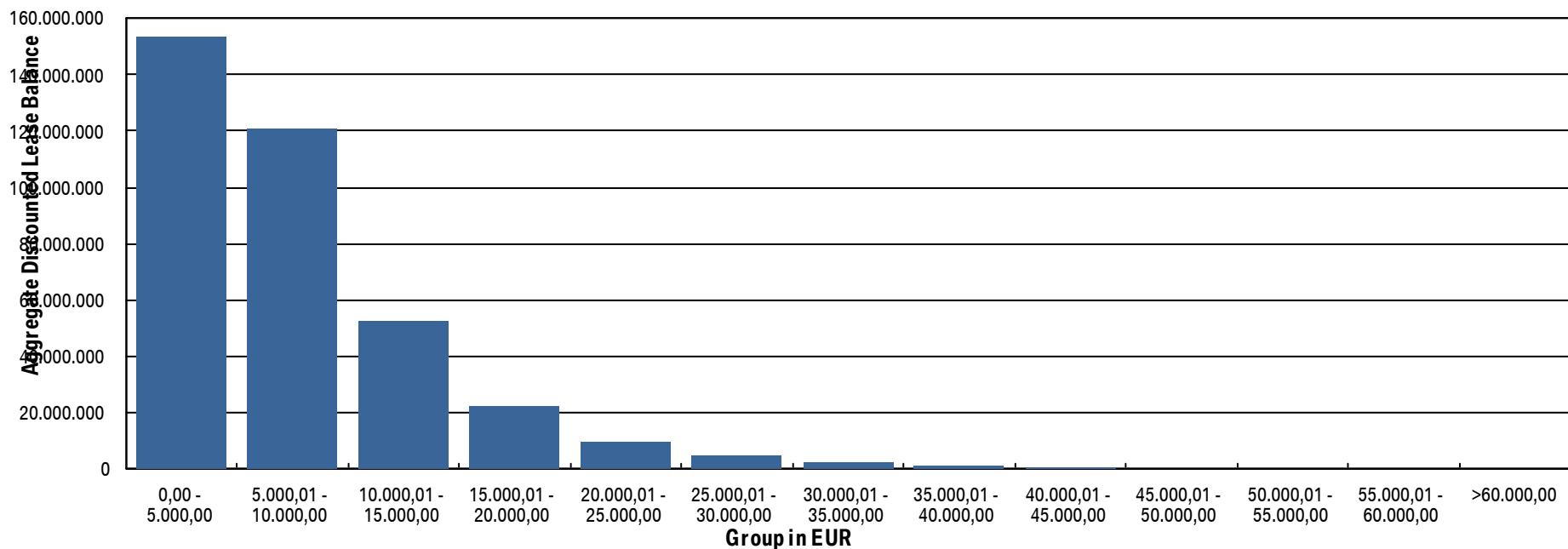
WA: 3,419.17
 MIN: 0.00
 MAX: 49,800.16

Bavarian Sky S.A., Compartment German Auto Leases 6
Monthly Investor Report

| | |
|------------------|--|
| Reporting Date: | June 09, 2023 |
| Payment Date: | June 20, 2023 |
| Period No.: | 23 |
| Monthly Period: | May, 2023 |
| Interest Period: | May 22, 2023 to June 20, 2023 = 29 days |

11. a Aggregate Discounted Lease Balance (Graph)

Current Portfolio:



Bavarian Sky S.A., Compartment German Auto Leases 6
Monthly Investor Report

| | |
|------------------|--|
| Reporting Date: | June 09, 2023 |
| Payment Date: | June 20, 2023 |
| Period No.: | 23 |
| Monthly Period: | May, 2023 |
| Interest Period: | May 22, 2023 to June 20, 2023 = 29 days |

12. Lessee Concentration

Current Portfolio:

| Lessee | Current Aggregate Discounted Lease Balance in EUR | Current Aggregate Discounted Lease Balance in % | Number of Contracts | Number of Contracts in % |
|--------------|---|---|---------------------|--------------------------|
| 1 | 320,607.17 | 0.09% | 94 | 0.09% |
| 2 | 231,742.99 | 0.06% | 43 | 0.04% |
| 3 | 88,284.80 | 0.02% | 10 | 0.01% |
| 4 | 80,159.73 | 0.02% | 15 | 0.01% |
| 5 | 75,913.82 | 0.02% | 13 | 0.01% |
| 6 | 74,905.54 | 0.02% | 2 | 0.00% |
| 7 | 69,172.10 | 0.02% | 12 | 0.01% |
| 8 | 68,219.52 | 0.02% | 27 | 0.03% |
| 9 | 66,452.50 | 0.02% | 2 | 0.00% |
| 10 | 63,979.23 | 0.02% | 9 | 0.01% |
| 11 | 63,437.12 | 0.02% | 14 | 0.01% |
| 12 | 63,033.79 | 0.02% | 8 | 0.01% |
| 13 | 62,628.59 | 0.02% | 14 | 0.01% |
| 14 | 60,110.68 | 0.02% | 6 | 0.01% |
| 15 | 58,543.48 | 0.02% | 8 | 0.01% |
| 16 | 57,275.54 | 0.02% | 9 | 0.01% |
| 17 | 57,155.63 | 0.02% | 10 | 0.01% |
| 18 | 57,085.86 | 0.02% | 4 | 0.00% |
| 19 | 57,079.79 | 0.02% | 8 | 0.01% |
| 20 | 56,999.50 | 0.02% | 3 | 0.00% |
| Total | 1,732,787.38 | 0.47% | 311 | 0.29% |

| | |
|---------------------------------|-----------------------|
| Total Portfolio Balance: | 368,059,789.48 |
|---------------------------------|-----------------------|

Bavarian Sky S.A., Compartment German Auto Leases 6
Monthly Investor Report

| | |
|------------------|--|
| Reporting Date: | June 09, 2023 |
| Payment Date: | June 20, 2023 |
| Period No.: | 23 |
| Monthly Period: | May, 2023 |
| Interest Period: | May 22, 2023 to June 20, 2023 = 29 days |

13. Geographical Distribution

Initial Portfolio

| Group in Region | Current Aggregate Discounted Lease Balance in EUR | Current Aggregate Discounted Lease Balance in % | Number of Contracts | Number of Contracts in % |
|------------------|---|---|---------------------|--------------------------|
| Post Code Area 0 | 44,924,744.89 | 4.86% | 4,831 | 4.34% |
| Post Code Area 1 | 49,134,882.24 | 5.32% | 5,362 | 4.82% |
| Post Code Area 2 | 82,618,099.90 | 8.94% | 9,587 | 8.62% |
| Post Code Area 3 | 90,650,051.10 | 9.81% | 10,908 | 9.81% |
| Post Code Area 4 | 105,477,769.08 | 11.42% | 12,898 | 11.59% |
| Post Code Area 5 | 98,493,724.96 | 10.66% | 11,758 | 10.57% |
| Post Code Area 6 | 111,166,350.59 | 12.03% | 13,886 | 12.48% |
| Post Code Area 7 | 119,070,123.97 | 12.89% | 15,001 | 13.49% |
| Post Code Area 8 | 136,518,620.26 | 14.78% | 16,672 | 14.99% |
| Post Code Area 9 | 85,845,613.13 | 9.29% | 10,339 | 9.29% |
| Total | 923,899,980.12 | 100.00% | 111,242 | 100.00% |

Bavarian Sky S.A., Compartment German Auto Leases 6
Monthly Investor Report

| | |
|------------------|--|
| Reporting Date: | June 09, 2023 |
| Payment Date: | June 20, 2023 |
| Period No.: | 23 |
| Monthly Period: | May, 2023 |
| Interest Period: | May 22, 2023 to June 20, 2023 = 29 days |

13. Geographical Distribution (Cont!)

Current Portfolio:

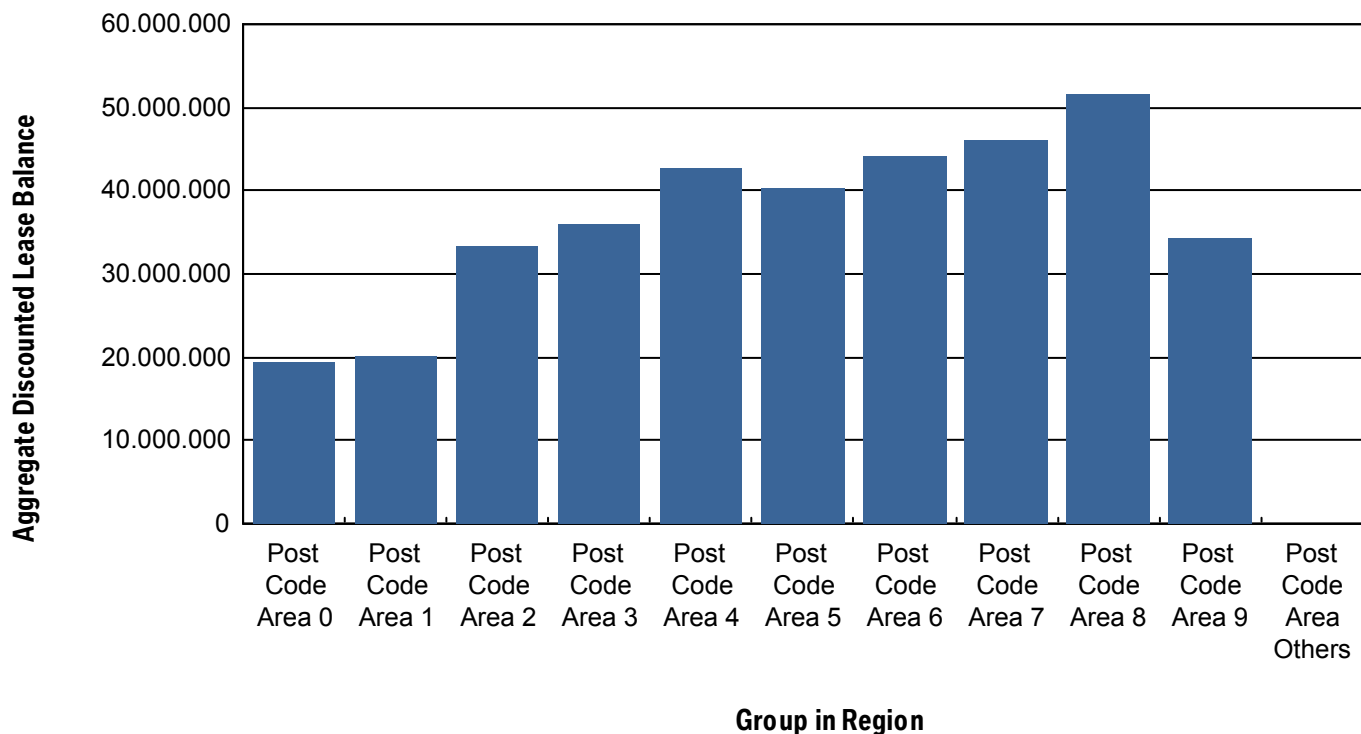
| Group in Region | Current Aggregate Discounted Lease Balance in EUR | Current Aggregate Discounted Lease Balance in % | Number of Contracts | Number of Contracts in % |
|-----------------------|---|---|---------------------|--------------------------|
| Post Code Area 0 | 19,476,492.71 | 5.29% | 4,983 | 4.63% |
| Post Code Area 1 | 20,236,847.89 | 5.50% | 5,292 | 4.92% |
| Post Code Area 2 | 33,363,154.38 | 9.06% | 9,261 | 8.60% |
| Post Code Area 3 | 35,999,070.69 | 9.78% | 10,778 | 10.01% |
| Post Code Area 4 | 42,633,203.57 | 11.58% | 12,246 | 11.38% |
| Post Code Area 5 | 40,253,541.85 | 10.94% | 11,517 | 10.70% |
| Post Code Area 6 | 44,076,587.49 | 11.98% | 13,538 | 12.58% |
| Post Code Area 7 | 46,080,184.87 | 12.52% | 14,372 | 13.35% |
| Post Code Area 8 | 51,509,424.31 | 13.99% | 15,427 | 14.33% |
| Post Code Area 9 | 34,368,952.07 | 9.34% | 10,206 | 9.48% |
| Post Code Area Others | 62,329.65 | 0.02% | 26 | 0.02% |
| Total | 368,059,789.48 | 100.00% | 107,646 | 100.00% |

Bavarian Sky S.A., Compartment German Auto Leases 6
Monthly Investor Report

Reporting Date: June 09, 2023
 Payment Date: June 20, 2023
 Period No.: 23
 Monthly Period: May, 2023
 Interest Period: May 22, 2023 to June 20, 2023
 = 29 days

13.a Geographical Distribution (Graph)

Current Portfolio:



Bavarian Sky S.A., Compartment German Auto Leases 6
Monthly Investor Report

| | |
|------------------|--|
| Reporting Date: | June 09, 2023 |
| Payment Date: | June 20, 2023 |
| Period No.: | 23 |
| Monthly Period: | May, 2023 |
| Interest Period: | May 22, 2023 to June 20, 2023 = 29 days |

14. Object Type

Initial Portfolio

| Vehicle Type * | Current Aggregate Discounted Lease Balance in EUR | Current Aggregate Discounted Lease Balance in % | Number of Contracts | Number of Contracts in % |
|----------------|---|---|---------------------|--------------------------|
| New | 917,602,318.47 | 99.32% | 110,526 | 99.36% |
| Used | 6,297,661.65 | 0.68% | 716 | 0.64% |
| Total | 923,899,980.12 | 100.00% | 111,242 | 100.00% |

*New Car: include, for the avoidance of doubt, demonstration cars.

| Customer Type ** | Current Aggregate Discounted Lease Balance in EUR | Current Aggregate Discounted Lease Balance in % | Number of Contracts | Number of Contracts in % |
|--------------------|---|---|---------------------|--------------------------|
| Commercial | 500,517,385.79 | 54.17% | 46,304 | 41.62% |
| Private Individual | 423,382,594.33 | 45.83% | 64,938 | 58.38% |
| Total | 923,899,980.12 | 100.00% | 111,242 | 100.00% |

** Private: include, for the avoidance of doubt, self-employed individuals.

Bavarian Sky S.A., Compartment German Auto Leases 6
Monthly Investor Report

| | |
|------------------|--|
| Reporting Date: | June 09, 2023 |
| Payment Date: | June 20, 2023 |
| Period No.: | 23 |
| Monthly Period: | May, 2023 |
| Interest Period: | May 22, 2023 to June 20, 2023 = 29 days |

14. Object Type (Cont')

Current Portfolio

| Vehicle Type * | Current Aggregate Discounted Lease Balance in EUR | Current Aggregate Discounted Lease Balance in % | Number of Contracts | Number of Contracts in % |
|----------------|---|---|---------------------|--------------------------|
| New | 364,647,382.47 | 99.07% | 106,891 | 99.30% |
| Used | 3,412,407.01 | 0.93% | 755 | 0.70% |
| Total | 368,059,789.48 | 100.00% | 107,646 | 100.00% |

*New Car: include, for the avoidance of doubt, demonstration cars.

| Customer Type ** | Current Aggregate Discounted Lease Balance in EUR | Current Aggregate Discounted Lease Balance in % | Number of Contracts | Number of Contracts in % |
|--------------------|---|---|---------------------|--------------------------|
| Commercial | 192,519,174.54 | 52.31% | 42,913 | 39.86% |
| Private Individual | 175,540,614.94 | 47.69% | 64,733 | 60.14% |
| Total | 368,059,789.48 | 100.00% | 107,646 | 100.00% |

** Private: include, for the avoidance of doubt, self-employed individuals.

Bavarian Sky S.A., Compartment German Auto Leases 6
Monthly Investor Report

| | |
|------------------|--|
| Reporting Date: | June 09, 2023 |
| Payment Date: | June 20, 2023 |
| Period No.: | 23 |
| Monthly Period: | May, 2023 |
| Interest Period: | May 22, 2023 to June 20, 2023 = 29 days |

15. Delinquencies

Initial Portfolio

| Days Past Due | Current Aggregate Discounted Lease Balance in EUR | Current Aggregate Discounted Lease Balance in % | Number of Contracts | Number of Contracts in % |
|---------------|---|---|---------------------|--------------------------|
| 1 - 30 | 0.00 | 0.00% | 0 | 0.00% |
| 31 - 60 | 0.00 | 0.00% | 0 | 0.00% |
| 61 - 90 | 0.00 | 0.00% | 0 | 0.00% |
| 91 - 120 | 0.00 | 0.00% | 0 | 0.00% |
| > 120 | 0.00 | 0.00% | 0 | 0.00% |
| Total | 0.00 | 0.00% | 0 | 0.00% |

Current Portfolio

| Days Past Due | Current Aggregate Discounted Lease Balance in EUR | Current Aggregate Discounted Lease Balance in % | Number of Contracts | Number of Contracts in % |
|---------------|---|---|---------------------|--------------------------|
| 1 - 30 | 762,882.39 | 0.21% | 190 | 0.18% |
| 31 - 60 | 494,252.46 | 0.13% | 92 | 0.09% |
| 61 - 90 | 185,607.48 | 0.05% | 36 | 0.03% |
| 91 - 120 | 318,141.47 | 0.09% | 47 | 0.04% |
| > 120 | 318,722.19 | 0.09% | 56 | 0.05% |
| Total | 2,079,605.99 | 0.57% | 421 | 0.39% |

Bavarian Sky S.A., Compartment German Auto Leases 6

Monthly Investor Report

| | |
|------------------|--|
| Reporting Date: | June 09, 2023 |
| Payment Date: | June 20, 2023 |
| Period No.: | 23 |
| Monthly Period: | May, 2023 |
| Interest Period: | May 22, 2023 to June 20, 2023 = 29 days |

15. a Delinquency Analysis

| Monthly Period | Performing in EUR | Delinquencies | | | |
|----------------|-------------------|----------------------------|----------------------------|-----------------------------|---------------------------|
| | | 31-60 Days Past Due in EUR | 61-90 Days Past Due in EUR | 91-120 Days Past Due in EUR | >120 Days Past Due in EUR |
| July - 21 | 923,899,960.82 | 0.00 | 0.00 | 0.00 | 0.00 |
| Aug - 21 | 923,633,081.85 | 266,891.70 | 0.00 | 0.00 | 0.00 |
| Sept - 21 | 923,571,046.05 | 137,951.67 | 190,992.84 | 0.00 | 0.00 |
| Oct - 21 | 923,305,896.26 | 395,486.04 | 103,007.13 | 95,577.99 | 0.00 |
| Nov - 21 | 923,001,509.29 | 436,204.03 | 307,429.02 | 80,652.18 | 74,199.59 |
| Dec - 21 | 923,064,568.19 | 237,008.07 | 255,951.17 | 246,804.87 | 95,665.43 |
| Jan - 22 | 922,991,477.43 | 350,653.04 | 124,952.78 | 185,470.57 | 247,443.78 |
| Feb - 22 | 922,812,129.97 | 424,804.27 | 227,028.61 | 116,515.34 | 319,473.65 |
| Mar - 22 | 923,023,496.64 | 252,839.90 | 225,564.13 | 142,840.90 | 255,212.29 |
| Apr - 22 | 923,092,700.48 | 399,251.64 | 130,885.78 | 151,182.67 | 125,951.46 |
| May - 22 | 922,913,090.13 | 490,961.28 | 231,307.82 | 93,909.08 | 170,701.35 |
| June - 22 | 922,781,098.42 | 429,575.52 | 339,015.36 | 191,906.67 | 158,388.22 |
| July - 22 | 861,345,111.13 | 524,921.73 | 264,514.72 | 177,406.79 | 183,836.05 |
| Aug - 22 | 801,698,718.63 | 503,300.90 | 304,594.66 | 194,315.63 | 209,029.24 |
| Sept - 22 | 744,325,355.98 | 526,819.11 | 326,045.43 | 260,258.78 | 173,933.03 |
| Oct - 22 | 689,490,584.69 | 444,037.14 | 312,264.25 | 297,854.73 | 288,997.71 |
| Nov - 22 | 636,225,442.60 | 607,295.00 | 242,394.45 | 253,082.79 | 419,569.39 |
| Dec - 22 | 585,895,783.79 | 469,872.20 | 417,587.67 | 195,795.46 | 555,945.60 |
| Jan - 23 | 537,692,592.39 | 532,839.64 | 376,193.68 | 307,607.56 | 264,899.12 |
| Feb - 23 | 492,332,304.97 | 501,154.10 | 261,212.60 | 261,550.29 | 325,777.58 |
| Mar - 23 | 448,540,326.70 | 568,890.13 | 281,833.64 | 165,933.83 | 371,409.63 |
| Apr - 23 | 406,805,230.12 | 365,531.80 | 357,516.33 | 227,733.38 | 311,832.31 |
| May - 23 | 366,743,065.88 | 494,252.46 | 185,607.48 | 318,141.47 | 318,722.19 |

Bavarian Sky S.A., Compartment German Auto Leases 6
Monthly Investor Report

| | |
|------------------|--|
| Reporting Date: | June 09, 2023 |
| Payment Date: | June 20, 2023 |
| Period No.: | 23 |
| Monthly Period: | May, 2023 |
| Interest Period: | May 22, 2023 to June 20, 2023 = 29 days |

16. Seasoning

Initial Portfolio

| Group in Months | Current Aggregate Discounted Lease Balance in EUR | Current Aggregate Discounted Lease Balance in % | Number of Contracts | Number of Contracts in % |
|-----------------|---|---|---------------------|--------------------------|
| <= 6 | 296,595,224.52 | 32.10% | 26,035 | 23.40% |
| > 6 - <= 12 | 311,206,713.08 | 33.68% | 32,940 | 29.61% |
| > 12 - <= 24 | 296,967,880.38 | 32.14% | 44,322 | 39.84% |
| > 24 - <= 36 | 17,440,379.91 | 1.89% | 7,309 | 6.57% |
| > 36 - <= 42 | 1,139,234.07 | 0.12% | 450 | 0.40% |
| > 42 - <= 48 | 327,401.57 | 0.04% | 117 | 0.11% |
| > 48 - <= 53 | 165,177.37 | 0.02% | 42 | 0.04% |
| > 53 | 57,969.22 | 0.01% | 27 | 0.02% |
| Total | 923,899,980.12 | 100.00% | 111,242 | 100.00% |

WA: 10.77
MIN : 2.00
MAX: 57.00

Bavarian Sky S.A., Compartment German Auto Leases 6
Monthly Investor Report

| | |
|------------------|--|
| Reporting Date: | June 09, 2023 |
| Payment Date: | June 20, 2023 |
| Period No.: | 23 |
| Monthly Period: | May, 2023 |
| Interest Period: | May 22, 2023 to June 20, 2023 = 29 days |

16. Seasoning (Cont')

Current Portfolio

| Group in Months | Current Aggregate Discounted Lease Balance in EUR | Current Aggregate Discounted Lease Balance in % | Number of Contracts | Number of Contracts in % |
|-----------------|---|---|---------------------|--------------------------|
| <= 6 | 0.00 | 0.00% | 0 | 0.00% |
| > 6 - <= 12 | 0.00 | 0.00% | 0 | 0.00% |
| > 12 - <= 24 | 176,464,900.69 | 47.94% | 29,321 | 27.24% |
| > 24 - <= 36 | 178,492,881.03 | 48.50% | 71,329 | 66.26% |
| > 36 - <= 42 | 10,179,044.07 | 2.77% | 4,550 | 4.23% |
| > 42 - <= 48 | 2,829,585.89 | 0.77% | 2,387 | 2.22% |
| > 48 - <= 53 | 57,194.11 | 0.02% | 19 | 0.02% |
| > 53 | 36,183.69 | 0.01% | 40 | 0.04% |
| Total | 368,059,789.48 | 100.00% | 107,646 | 100.00% |

WA: 24.86
MIN : 13.00
MAX: 60.00

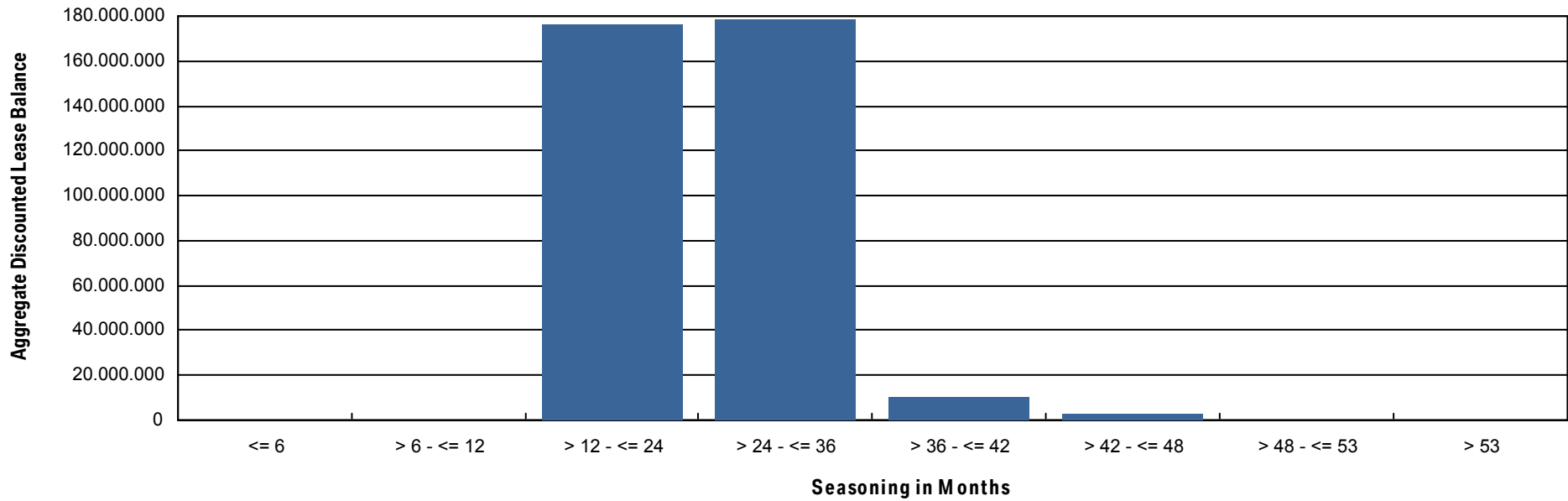


Bavarian Sky S.A., Compartment German Auto Leases 6
Monthly Investor Report

| | |
|------------------|--|
| Reporting Date: | June 09, 2023 |
| Payment Date: | June 20, 2023 |
| Period No.: | 23 |
| Monthly Period: | May, 2023 |
| Interest Period: | May 22, 2023 to June 20, 2023 = 29 days |

16.a Seasoning (Graph)

Current Portfolio



Bavarian Sky S.A., Compartment German Auto Leases 6
Monthly Investor Report

| | |
|------------------|--|
| Reporting Date: | June 09, 2023 |
| Payment Date: | June 20, 2023 |
| Period No.: | 23 |
| Monthly Period: | May, 2023 |
| Interest Period: | May 22, 2023 to June 20, 2023 = 29 days |

17. Remaining Term

Initial Portfolio

| Group in Months | Current Aggregate Discounted Lease Balance in EUR | Current Aggregate Discounted Lease Balance in % | Number of Contracts | Number of Contracts in % |
|-----------------|---|---|---------------------|--------------------------|
| <= 6 | 8,777,196.20 | 0.95% | 6,011 | 5.40% |
| > 6 - <= 12 | 19,483,417.88 | 2.11% | 5,832 | 5.24% |
| > 12 - <= 24 | 295,922,635.53 | 32.03% | 45,248 | 40.68% |
| > 24 - <= 36 | 514,644,777.86 | 55.70% | 48,765 | 43.84% |
| > 36 - <= 42 | 54,417,076.99 | 5.89% | 3,609 | 3.24% |
| > 42 - <= 48 | 29,421,969.67 | 3.18% | 1,703 | 1.53% |
| > 48 - <= 53 | 639,061.10 | 0.07% | 36 | 0.03% |
| > 53 | 593,844.89 | 0.06% | 38 | 0.03% |
| Total | 923,899,980.12 | 100.00% | 111,242 | 100.00% |

WA: 26.77
MIN : 3.00
MAX: 58.00

Bavarian Sky S.A., Compartment German Auto Leases 6
Monthly Investor Report

| | |
|------------------|--|
| Reporting Date: | June 09, 2023 |
| Payment Date: | June 20, 2023 |
| Period No.: | 23 |
| Monthly Period: | May, 2023 |
| Interest Period: | May 22, 2023 to June 20, 2023 = 29 days |

17. Remaining Term (Cont')

Current Portfolio

| Group in Months | Current Aggregate Discounted Lease Balance in EUR | Current Aggregate Discounted Lease Balance in % | Number of Contracts | Number of Contracts in % |
|-----------------|---|---|---------------------|--------------------------|
| <= 6 | 45,651,548.70 | 12.40% | 44,095 | 40.96% |
| > 6 - <= 12 | 113,956,876.32 | 30.96% | 33,637 | 31.25% |
| > 12 - <= 24 | 172,702,713.19 | 46.92% | 26,708 | 24.81% |
| > 24 - <= 36 | 35,293,409.78 | 9.59% | 3,170 | 2.94% |
| > 36 - <= 42 | 260,428.38 | 0.07% | 22 | 0.02% |
| > 42 - <= 48 | 194,813.11 | 0.05% | 14 | 0.01% |
| > 48 - <= 53 | 0.00 | 0.00% | 0 | 0.00% |
| > 53 | 0.00 | 0.00% | 0 | 0.00% |
| Total | 368,059,789.48 | 100.00% | 107,646 | 100.00% |

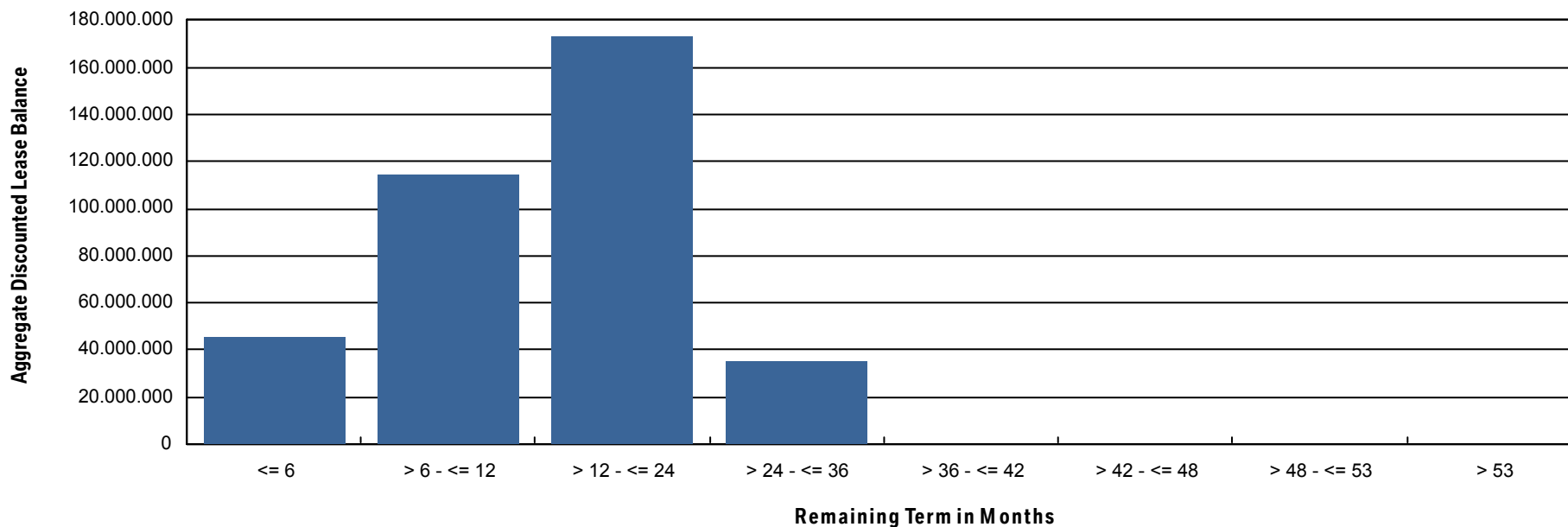
WA : 14.55
MIN : 0.00
MAX: 47.00

Bavarian Sky S.A., Compartment German Auto Leases 6
Monthly Investor Report

| | |
|------------------|--|
| Reporting Date: | June 09, 2023 |
| Payment Date: | June 20, 2023 |
| Period No.: | 23 |
| Monthly Period: | May, 2023 |
| Interest Period: | May 22, 2023 to June 20, 2023 = 29 days |

17.a Remaining Term (Graph)

Current Portfolio



Bavarian Sky S.A., Compartment German Auto Leases 6
Monthly Investor Report

| | |
|------------------|--|
| Reporting Date: | June 09, 2023 |
| Payment Date: | June 20, 2023 |
| Period No.: | 23 |
| Monthly Period: | May, 2023 |
| Interest Period: | May 22, 2023 to June 20, 2023 = 29 days |

18. Original Term

Initial Portfolio

| Group in Months | Current Aggregate Discounted Lease Balance in EUR | Current Aggregate Discounted Lease Balance in % | Number of Contracts | Number of Contracts in % |
|-----------------|---|---|---------------------|--------------------------|
| <= 6 | 5,093.50 | 0.00% | 3 | 0.00% |
| > 6 - <= 12 | 294,957.62 | 0.03% | 116 | 0.10% |
| > 12 - <= 24 | 28,742,745.03 | 3.11% | 7,011 | 6.30% |
| > 24 - <= 36 | 717,925,979.27 | 77.71% | 88,843 | 79.86% |
| > 36 - <= 42 | 47,609,914.11 | 5.15% | 5,901 | 5.30% |
| > 42 - <= 48 | 126,433,789.82 | 13.68% | 9,076 | 8.16% |
| > 48 - <= 53 | 75,473.14 | 0.01% | 5 | 0.00% |
| > 53 | 2,812,027.63 | 0.30% | 287 | 0.26% |
| Total | 923,899,980.12 | 100.00% | 111,242 | 100.00% |

WA : 37.54
MIN : 5.00
MAX: 60.00

Bavarian Sky S.A., Compartment German Auto Leases 6
Monthly Investor Report

Reporting Date: June 09, 2023
 Payment Date: June 20, 2023
 Period No.: 23
 Monthly Period: May, 2023
 Interest Period: May 22, 2023 to June 20, 2023
 = 29 days

18. Original Term (Cont')

Current Portfolio

| Group in Months | Current Aggregate Discounted Lease Balance in EUR | Current Aggregate Discounted Lease Balance in % | Number of Contracts | Number of Contracts in % |
|-----------------|---|---|---------------------|--------------------------|
| <= 6 | 0.00 | 0.00% | 0 | 0.00% |
| > 6 - <= 12 | 0.00 | 0.00% | 0 | 0.00% |
| > 12 - <= 24 | 3,230,947.43 | 0.88% | 3,250 | 3.02% |
| > 24 - <= 36 | 245,328,991.00 | 66.65% | 82,638 | 76.77% |
| > 36 - <= 42 | 24,507,015.72 | 6.66% | 6,939 | 6.45% |
| > 42 - <= 48 | 92,884,941.78 | 25.24% | 14,519 | 13.49% |
| > 48 - <= 53 | 48,448.48 | 0.01% | 5 | 0.00% |
| > 53 | 2,059,445.07 | 0.56% | 295 | 0.27% |
| Total | 368,059,789.48 | 100.00% | 107,646 | 100.00% |

WA : 39.42
 MIN : 13.00
 MAX: 60.00

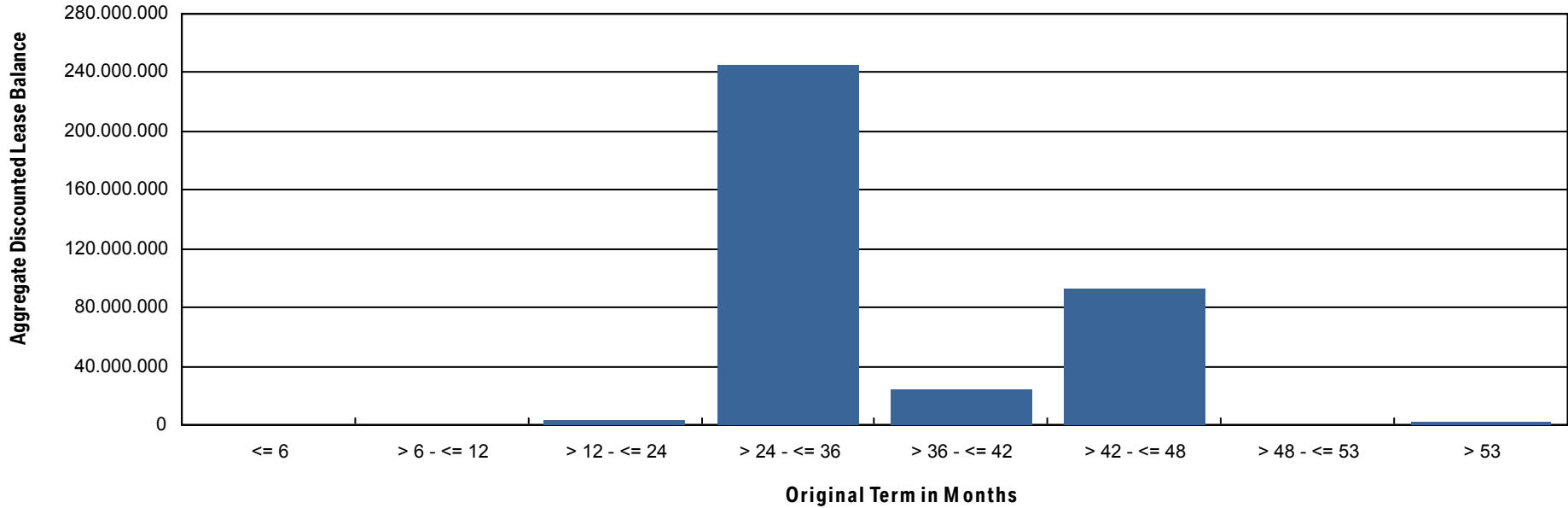


Bavarian Sky S.A., Compartment German Auto Leases 6
Monthly Investor Report

| | |
|------------------|--|
| Reporting Date: | June 09, 2023 |
| Payment Date: | June 20, 2023 |
| Period No.: | 23 |
| Monthly Period: | May, 2023 |
| Interest Period: | May 22, 2023 to June 20, 2023 = 29 days |

18.a Original Term (Graph)

Current Portfolio



Bavarian Sky S.A., Compartment German Auto Leases 6

Monthly Investor Report

| | |
|------------------|--|
| Reporting Date: | June 09, 2023 |
| Payment Date: | June 20, 2023 |
| Period No.: | 23 |
| Monthly Period: | May, 2023 |
| Interest Period: | May 22, 2023 to June 20, 2023 = 29 days |

19. Vehicle Class

Initial Portfolio

| Group in Vehicle Class | Current Aggregate Discounted Lease Balance in EUR | Current Aggregate Discounted Lease Balance in % | Number of Contracts | Number of Contracts in % |
|------------------------|---|---|---------------------|--------------------------|
| BMW 1 Series | 71,275,069.92 | 7.71% | 14,238 | 12.80% |
| BMW 2 Series | 56,655,070.20 | 6.13% | 8,197 | 7.37% |
| BMW 3 Series | 90,944,868.16 | 9.84% | 10,422 | 9.37% |
| BMW 4 Series | 24,277,055.72 | 2.63% | 2,561 | 2.30% |
| BMW 5 Series | 114,047,022.83 | 12.34% | 11,242 | 10.11% |
| BMW 6 Series | 6,389,644.43 | 0.69% | 591 | 0.53% |
| BMW 7 Series | 22,451,661.09 | 2.43% | 1,396 | 1.25% |
| BMW 8 Series | 24,558,945.65 | 2.66% | 996 | 0.90% |
| BMW Group Others | 6,604,916.80 | 0.71% | 580 | 0.52% |
| BMW i3 Series | 27,709,316.73 | 3.00% | 4,950 | 4.45% |
| BMW i8 Series | 3,138,875.04 | 0.34% | 207 | 0.19% |
| BMW X1 Series | 76,466,726.93 | 8.28% | 10,743 | 9.66% |
| BMW X2 Series | 33,429,189.52 | 3.62% | 5,492 | 4.94% |
| BMW X3 Series | 93,399,331.91 | 10.11% | 8,980 | 8.07% |
| BMW X4 Series | 25,102,649.79 | 2.72% | 2,128 | 1.91% |
| BMW X5 Series | 97,187,876.46 | 10.52% | 5,158 | 4.64% |
| BMW X6 Series | 20,069,263.62 | 2.17% | 938 | 0.84% |
| BMW X7 Series | 14,419,126.06 | 1.56% | 615 | 0.55% |
| BMW Z4 Series | 13,464,808.19 | 1.46% | 1,287 | 1.16% |
| MINI Clubman | 14,472,032.40 | 1.57% | 2,955 | 2.66% |
| MINI Convertible | 537.78 | 0.00% | 1 | 0.00% |
| MINI Countryman | 13,622.30 | 0.00% | 6 | 0.01% |
| MINI Hatch | 87,821,348.40 | 9.51% | 17,558 | 15.78% |
| MINI Roadster | 1,020.19 | 0.00% | 1 | 0.00% |
| Total | 923,899,980.12 | 100.00% | 111,242 | 100.00% |

Bavarian Sky S.A., Compartment German Auto Leases 6
Monthly Investor Report

| | |
|------------------|--|
| Reporting Date: | June 09, 2023 |
| Payment Date: | June 20, 2023 |
| Period No.: | 23 |
| Monthly Period: | May, 2023 |
| Interest Period: | May 22, 2023 to June 20, 2023 = 29 days |

19. Vehicle Class (Cont')

Current Portfolio

| Group in Vehicle Class | Current Aggregate Discounted Lease Balance in EUR | Current Aggregate Discounted Lease Balance in % | Number of Contracts | Number of Contracts in % |
|------------------------|---|---|---------------------|--------------------------|
| BMW 1 Series | 28,064,963.32 | 7.63% | 14,458 | 13.43% |
| BMW 2 Series | 22,041,843.40 | 5.99% | 7,651 | 7.11% |
| BMW 3 Series | 36,205,331.74 | 9.84% | 9,851 | 9.15% |
| BMW 4 Series | 15,300,112.06 | 4.16% | 2,613 | 2.43% |
| BMW 5 Series | 39,846,781.79 | 10.83% | 8,536 | 7.93% |
| BMW 6 Series | 1,725,766.37 | 0.47% | 328 | 0.30% |
| BMW 7 Series | 6,335,635.19 | 1.72% | 958 | 0.89% |
| BMW 8 Series | 7,543,546.15 | 2.05% | 940 | 0.87% |
| BMW Group Others | 3,041,751.54 | 0.83% | 537 | 0.50% |
| BMW i3 Series | 11,662,685.09 | 3.17% | 5,799 | 5.39% |
| BMW i8 Series | 639,558.03 | 0.17% | 122 | 0.11% |
| BMW iX | 934,517.52 | 0.25% | 47 | 0.04% |
| BMW X1 Series | 35,409,016.60 | 9.62% | 12,353 | 11.48% |
| BMW X2 Series | 11,774,979.26 | 3.20% | 4,782 | 4.44% |
| BMW X3 Series | 41,415,554.05 | 11.25% | 9,478 | 8.80% |
| BMW X4 Series | 8,118,211.41 | 2.21% | 1,922 | 1.79% |
| BMW X5 Series | 37,292,194.53 | 10.13% | 5,002 | 4.65% |
| BMW X6 Series | 8,531,238.26 | 2.32% | 1,013 | 0.94% |
| BMW X7 Series | 5,220,569.95 | 1.42% | 559 | 0.52% |
| BMW Z4 Series | 6,285,498.48 | 1.71% | 1,475 | 1.37% |
| MINI Clubman | 4,190,636.07 | 1.14% | 2,106 | 1.96% |
| MINI Hatch | 36,479,398.67 | 9.91% | 17,116 | 15.90% |
| Total | 368,059,789.48 | 100.00% | 107,646 | 100.00% |

Bavarian Sky S.A., Compartment German Auto Leases 6
Monthly Investor Report

| | |
|------------------|--|
| Reporting Date: | June 09, 2023 |
| Payment Date: | June 20, 2023 |
| Period No.: | 23 |
| Monthly Period: | May, 2023 |
| Interest Period: | May 22, 2023 to June 20, 2023 = 29 days |

20. Payment Type

Initial Portfolio

| Group in Payment Type | Current Aggregate Discounted Lease Balance in EUR | Current Aggregate Discounted Lease Balance in % | Number of Contracts | Number of Contracts in % |
|-----------------------|---|---|---------------------|--------------------------|
| Direct Debit | 921,233,414.00 | 99.71% | 110,983 | 99.77% |
| Self Payment | 2,666,566.12 | 0.29% | 259 | 0.23% |
| Total | 923,899,980.12 | 100.00% | 111,242 | 100.00% |

Current Portfolio

| Group in Payment Type | Current Aggregate Discounted Lease Balance in EUR | Current Aggregate Discounted Lease Balance in % | Number of Contracts | Number of Contracts in % |
|-----------------------|---|---|---------------------|--------------------------|
| Direct Debit | 365,885,000.74 | 99.41% | 107,137 | 99.53% |
| Self Payment | 2,174,788.74 | 0.59% | 509 | 0.47% |
| Total | 368,059,789.48 | 100.00% | 107,646 | 100.00% |

Bavarian Sky S.A., Compartment German Auto Leases 6
Monthly Investor Report

| | |
|------------------|--|
| Reporting Date: | June 09, 2023 |
| Payment Date: | June 20, 2023 |
| Period No.: | 23 |
| Monthly Period: | May, 2023 |
| Interest Period: | May 22, 2023 to June 20, 2023 = 29 days |

21. Contracts Per Lessee

Initial Portfolio

| Number of Contracts | Current Aggregate Discounted Lease Balance in EUR | Current Aggregate Discounted Lease Balance in % | Number of Contracts | Number of Contracts in % |
|---------------------|---|---|---------------------|--------------------------|
| 1 | 772,775,553.82 | 83.64% | 96,362 | 86.62% |
| 2 - 4 | 130,763,189.88 | 14.15% | 12,496 | 11.23% |
| 5 - 7 | 11,889,066.63 | 1.29% | 1,221 | 1.10% |
| 8 - 10 | 3,208,342.67 | 0.35% | 377 | 0.34% |
| > 10 | 5,263,827.12 | 0.57% | 786 | 0.71% |
| Total | 923,899,980.12 | 100.00% | 111,242 | 100.00% |

Current Portfolio

| Number of Contracts | Current Aggregate Discounted Lease Balance in EUR | Current Aggregate Discounted Lease Balance in % | Number of Contracts | Number of Contracts in % |
|---------------------|---|---|---------------------|--------------------------|
| 1 | 309,135,128.54 | 83.99% | 93,237 | 86.61% |
| 2 - 4 | 51,306,457.55 | 13.94% | 12,221 | 11.35% |
| 5 - 7 | 3,987,052.58 | 1.08% | 1,063 | 0.99% |
| 8 - 10 | 1,305,401.57 | 0.35% | 352 | 0.33% |
| > 10 | 2,325,749.24 | 0.63% | 773 | 0.72% |
| Total | 368,059,789.48 | 100.00% | 107,646 | 100.00% |

Bavarian Sky S.A., Compartment German Auto Leases 6

Monthly Investor Report

| | |
|------------------|--|
| Reporting Date: | June 09, 2023 |
| Payment Date: | June 20, 2023 |
| Period No.: | 23 |
| Monthly Period: | May, 2023 |
| Interest Period: | May 22, 2023 to June 20, 2023 = 29 days |

22. Amortisation

Initial Portfolio

| Period | Month / Year | Principal Balance in EUR |
|--------|--------------|--------------------------|
| 0 | June, 2021 | 923,899,980.12 |
| 1 | July, 2021 | 884,744,203.00 |
| 2 | Aug, 2021 | 845,457,907.15 |
| 3 | Sept, 2021 | 806,315,578.54 |
| 4 | Oct, 2021 | 767,690,387.60 |
| 5 | Nov, 2021 | 729,419,290.84 |
| 6 | Dec, 2021 | 691,599,312.22 |
| 7 | Jan, 2022 | 654,049,899.03 |
| 8 | Feb, 2022 | 616,659,285.44 |
| 9 | Mar, 2022 | 579,445,016.38 |
| 10 | Apr, 2022 | 542,486,821.20 |
| 11 | May, 2022 | 505,750,219.46 |
| 12 | June, 2022 | 469,308,260.08 |
| 13 | July, 2022 | 433,599,618.83 |
| 14 | Aug, 2022 | 398,954,309.24 |
| 15 | Sept, 2022 | 365,460,607.92 |
| 16 | Oct, 2022 | 333,389,996.52 |
| 17 | Nov, 2022 | 302,723,204.88 |
| 18 | Dec, 2022 | 274,070,614.65 |
| 19 | Jan, 2023 | 246,886,610.59 |
| 20 | Feb, 2023 | 220,811,041.33 |
| 21 | Mar, 2023 | 196,002,238.78 |
| 22 | Apr, 2023 | 172,462,532.34 |
| 23 | May, 2023 | 150,027,716.19 |
| 24 | June, 2023 | 128,715,206.81 |
| 25 | July, 2023 | 109,283,753.35 |
| 26 | Aug, 2023 | 91,661,709.74 |
| 27 | Sept, 2023 | 75,812,774.23 |
| 28 | Oct, 2023 | 61,812,959.34 |
| 29 | Nov, 2023 | 49,533,849.30 |
| 30 | Dec, 2023 | 39,579,302.19 |

Current Portfolio

| Period | Month / Year | Principal Balance in EUR | Reduction in EUR |
|--------|--------------|--------------------------|------------------|
| 23 | May, 2023 | 368,059,789.48 | |
| 24 | June, 2023 | 321,230,194.63 | 46,829,594.85 |
| 25 | July, 2023 | 287,140,235.04 | 34,089,959.59 |
| 26 | Aug, 2023 | 255,239,877.09 | 31,900,357.95 |
| 27 | Sept, 2023 | 225,486,110.45 | 29,753,766.64 |
| 28 | Oct, 2023 | 197,959,327.46 | 27,526,782.99 |
| 29 | Nov, 2023 | 172,594,979.01 | 25,364,348.45 |
| 30 | Dec, 2023 | 150,252,313.94 | 22,342,665.07 |
| 31 | Jan, 2024 | 130,046,040.82 | 20,206,273.12 |
| 32 | Feb, 2024 | 111,496,314.45 | 18,549,726.37 |
| 33 | Mar, 2024 | 94,799,316.30 | 16,696,998.15 |
| 34 | Apr, 2024 | 80,466,384.31 | 14,332,931.99 |
| 35 | May, 2024 | 67,967,288.39 | 12,499,095.92 |
| 36 | June, 2024 | 56,996,055.90 | 10,971,232.49 |
| 37 | July, 2024 | 47,574,744.19 | 9,421,311.71 |
| 38 | Aug, 2024 | 39,387,304.95 | 8,187,439.24 |
| 39 | Sept, 2024 | 32,272,849.84 | 7,114,455.11 |
| 40 | Oct, 2024 | 26,215,330.56 | 6,057,519.28 |
| 41 | Nov, 2024 | 21,143,088.26 | 5,072,242.30 |
| 42 | Dec, 2024 | 17,091,927.13 | 4,051,161.13 |
| 43 | Jan, 2025 | 13,762,144.22 | 3,329,782.91 |
| 44 | Feb, 2025 | 10,957,083.74 | 2,805,060.48 |
| 45 | Mar, 2025 | 8,637,588.01 | 2,319,495.73 |
| 46 | Apr, 2025 | 6,863,935.66 | 1,773,652.35 |
| 47 | May, 2025 | 5,426,571.63 | 1,437,364.03 |
| 48 | June, 2025 | 4,231,250.40 | 1,195,321.23 |
| 49 | July, 2025 | 3,249,769.50 | 981,480.90 |
| 50 | Aug, 2025 | 2,432,802.34 | 816,967.16 |
| 51 | Sept, 2025 | 1,744,739.13 | 688,063.21 |
| 52 | Oct, 2025 | 1,196,870.96 | 547,868.17 |
| 53 | Nov, 2025 | 777,727.98 | 419,142.98 |

Bavarian Sky S.A., Compartment German Auto Leases 6
Monthly Investor Report

Reporting Date: June 09, 2023
 Payment Date: June 20, 2023
 Period No.: 23
 Monthly Period: May, 2023
 Interest Period: May 22, 2023 to June 20, 2023
 = 29 days

22. Amortisation

Initial Portfolio

| Period | Month / Year | Principal Balance in EUR |
|--------|--------------|--------------------------|
| 31 | Jan, 2024 | 31,296,298.49 |
| 32 | Feb, 2024 | 24,342,158.49 |
| 33 | Mar, 2024 | 18,901,335.72 |
| 34 | Apr, 2024 | 15,363,961.68 |
| 35 | May, 2024 | 12,840,639.63 |
| 36 | June, 2024 | 10,525,414.40 |
| 37 | July, 2024 | 8,461,747.73 |
| 38 | Aug, 2024 | 6,673,892.69 |
| 39 | Sept, 2024 | 5,138,691.79 |
| 40 | Oct, 2024 | 3,847,186.87 |
| 41 | Nov, 2024 | 2,771,257.05 |
| 42 | Dec, 2024 | 1,929,382.44 |
| 43 | Jan, 2025 | 1,252,420.32 |
| 44 | Feb, 2025 | 706,655.47 |
| 45 | Mar, 2025 | 322,011.45 |
| 46 | Apr, 2025 | 178,160.77 |
| 47 | May, 2025 | 151,202.00 |
| 48 | June, 2025 | 125,900.26 |
| 49 | July, 2025 | 102,061.51 |
| 50 | Aug, 2025 | 80,747.20 |
| 51 | Sept, 2025 | 61,828.16 |
| 52 | Oct, 2025 | 46,956.34 |
| 53 | Nov, 2025 | 34,700.63 |
| 54 | Dec, 2025 | 24,385.83 |
| 55 | Jan, 2026 | 15,752.14 |
| 56 | Feb, 2026 | 8,384.42 |
| 57 | Mar, 2026 | 2,625.08 |
| 58 | Apr, 2026 | 0.00 |

Current Portfolio

| Period | Month / Year | Principal Balance in EUR | Reduction in EUR |
|--------|--------------|--------------------------|------------------|
| 54 | Dec, 2025 | 486,997.33 | 290,730.65 |
| 55 | Jan, 2026 | 288,927.59 | 198,069.74 |
| 56 | Feb, 2026 | 165,388.59 | 123,539.00 |
| 57 | Mar, 2026 | 94,328.14 | 71,060.45 |
| 58 | Apr, 2026 | 68,485.99 | 25,842.15 |
| 59 | May, 2026 | 56,127.66 | 12,358.33 |
| 60 | June, 2026 | 45,405.07 | 10,722.59 |
| 61 | July, 2026 | 37,095.27 | 8,309.80 |
| 62 | Aug, 2026 | 29,372.22 | 7,723.05 |
| 63 | Sept, 2026 | 22,648.19 | 6,724.03 |
| 64 | Oct, 2026 | 16,423.86 | 6,224.33 |
| 65 | Nov, 2026 | 11,620.96 | 4,802.90 |
| 66 | Dec, 2026 | 7,923.26 | 3,697.70 |
| 67 | Jan, 2027 | 5,279.00 | 2,644.26 |
| 68 | Feb, 2027 | 2,745.23 | 2,533.77 |
| 69 | Mar, 2027 | 658.68 | 2,086.55 |
| 70 | Apr, 2027 | 0.00 | 658.68 |
| 71 | May, 2027 | 0.00 | 0.00 |
| 72 | June, 2027 | 0.00 | 0.00 |
| 73 | July, 2027 | 0.00 | 0.00 |
| 74 | Aug, 2027 | 0.00 | 0.00 |
| 75 | Sept, 2027 | 0.00 | 0.00 |
| 76 | Oct, 2027 | 0.00 | 0.00 |
| 77 | Nov, 2027 | 0.00 | 0.00 |
| 78 | Dec, 2027 | 0.00 | 0.00 |
| 79 | Jan, 2028 | 0.00 | 0.00 |
| 80 | Feb, 2028 | 0.00 | 0.00 |
| 81 | Mar, 2028 | 0.00 | 0.00 |

Bavarian Sky S.A., Compartment German Auto Leases 6
Monthly Investor Report

| | |
|------------------|--|
| Reporting Date: | June 09, 2023 |
| Payment Date: | June 20, 2023 |
| Period No.: | 23 |
| Monthly Period: | May, 2023 |
| Interest Period: | May 22, 2023 to June 20, 2023 = 29 days |

23. Priority of Payments

All amounts in EUR

| | | |
|-------------------------------|---|---------------|
| Available Distribution Amount | + | 46,521,977.72 |
| Taxes | - | 0.00 |
| Trustee Payment | - | 0.00 |
| Senior Expenses | - | 229.13 |
| Swap Net Payment | - | 0.00 |
| Class A Interest | - | 989,060.00 |
| Class B Interest | - | 59,533.84 |
| Cash Reserve | - | 4,620,000.00 |
| Replenishment Amount | - | 0.00 |
| Principal Class A | - | 40,853,154.75 |
| Principal Class B | - | 0.00 |
| Swap Termination Event | - | 0.00 |
| Subordinated Loan Interest | - | 0.00 |
| Subordinated Loan Principal | - | 0.00 |
| Seller | - | 0.00 |

Bavarian Sky S.A., Compartment German Auto Leases 6
Monthly Investor Report

| | |
|------------------|--|
| Reporting Date: | June 09, 2023 |
| Payment Date: | June 20, 2023 |
| Period No.: | 23 |
| Monthly Period: | May, 2023 |
| Interest Period: | May 22, 2023 to June 20, 2023 = 29 days |

24. Transaction Costs

| Transaction Costs (in EUR) | Class A | Class B | Subordinated Loan | Total |
|-----------------------------------|----------------|----------------|--------------------------|---------------|
| Senior Expenses | | | | 229.13 |
| Interest accrued for the Period | 989,060.00 | 59,533.84 | 19,174.03 | 1,067,767.87 |
| Interest payments for the Period | 989,060.00 | 59,533.84 | 0.00 | 1,048,593.84 |
| Cumulative Interest Payments | 11,556,685.00 | 1,436,948.55 | 67,692.13 | 13,061,325.68 |
| Unpaid Interest for the Period | 0.00 | 0.00 | 19,174.03 | 19,174.03 |
| Cumulative Unpaid Interest | 0.00 | 0.00 | 153,927.24 | 153,927.24 |

Bavarian Sky S.A., Compartment German Auto Leases 6
Monthly Investor Report

| | |
|------------------|--|
| Reporting Date: | June 09, 2023 |
| Payment Date: | June 20, 2023 |
| Period No.: | 23 |
| Monthly Period: | May, 2023 |
| Interest Period: | May 22, 2023 to June 20, 2023 = 29 days |

25. Ratings

| | | Fitch | S&P | Moodys | DBRS |
|--------------------------------|---------|-------|-----|--------|------|
| Notes - current ratings | | | | | |
| | Class A | AAA | AAA | N/A | N/A |
| | Class B | N/A | N/A | N/A | N/A |

| | | | Fitch | S&P | Moodys | DBRS | Trigger Breached |
|--|-----------------------------|------------|-------|------|--------|--------|------------------|
| Transaction Parties - current ratings | | | | | | | |
| | BMW AG | Long Term | N/A | A | A2 | A high | |
| | | Short Term | N/A | A-1 | P-1 | N/A | |
| Issuer Account Bank | The Bank of New York Mellon | Long Term | AA | AA- | N/A | N/A | no |
| | | Short Term | F1+ | A-1+ | N/A | N/A | no |
| Swap Counterparty | DZ BANK AG | Long Term | AA- | A+ | N/A | N/A | no |
| | | Short Term | F1+ | A-1 | N/A | N/A | no |

| | | | Fitch | S&P | Moodys | DBRS |
|---|-----------------------------|------------|-------|-----|--------|------|
| Transaction Parties - required ratings | | | | | | |
| Issuer Account Bank | The Bank of New York Mellon | Long Term | A | A | N/A | N/A |
| | | Short Term | F1 | A-1 | N/A | N/A |
| Swap Counterparty | DZ BANK AG | Long Term | A- | A- | N/A | N/A |
| | | Short Term | F1 | A-1 | N/A | N/A |

Bavarian Sky S.A., Compartment German Auto Leases 6
Monthly Investor Report

| | |
|------------------|--|
| Reporting Date: | June 09, 2023 |
| Payment Date: | June 20, 2023 |
| Period No.: | 23 |
| Monthly Period: | May, 2023 |
| Interest Period: | May 22, 2023 to June 20, 2023 = 29 days |

26. Swap Information

| Swap Counterparty | |
|--|-----------------------------------|
| Swap Counterparty | DZ Bank |
| Swap Termination Event | No |
| Swap data | |
| Swap type | Fixed floating interest rate swap |
| Notional amount in EUR | 318,731,167.42 |
| Fix leg | |
| Fixed rate | -0.530% |
| Payment in EUR (Bavarian Sky S.A., Compartment German Auto Leases 6 to DZ Bank) | -140,772.93 |
| Floating leg | |
| Floating rate (Euribor) | 3.152% |
| Payment in EUR (DZ Bank to Bavarian Sky S.A., Compartment German Auto Leases 6) | 809,293.85 |
| Net swap payment (in EUR) | 950,066.78 |
| - = from Bavarian Sky S.A., Compartment German Auto Leases 6 to DZ Bank | |
| + = from DZ Bank to Bavarian Sky S.A., Compartment German Auto Leases 6) | |