



**BMW  
GROUP**



**ROLLS-ROYCE**  
MOTOR CARS LTD

## **Bavarian Sky S.A., Compartment German Auto Leases 6**

**Monthly Investor Report - March 2023**

## Bavarian Sky S.A., Compartment German Auto Leases 6

### Monthly Investor Report

Reporting Date:	Apr 11, 2023
Payment Date:	Apr 20, 2023
Period No.:	21
Monthly Period:	Mar, 2023
Interest Period:	Mar 20, 2023 to Apr 20, 2023 = 31 days

### Index

1. Contact Information
2. Reporting Contact Details
3. Counterparty History
4. Overview Dates
5. Portfolio Information
6. Replenishment Fund / Reserves
7. Performance Data
8. Defaulted Amount & Recovery Amount
- 8.a Defaulted Amount & Recovery Amount -Lease Level Data
- 8.b Defaulted Amount & Recovery Amount -Lease Level Data (Out of Deal)
9. Outstanding Notes Balance
10. Initial Aggregate Lease Balance
11. Aggregate Discounted Lease Balance
12. Lessee Concentration
13. Geographical Distribution
14. Object Type
15. Delinquencies
16. Seasoning
17. Remaining Term
18. Original Term
19. Vehicle Class
20. Payment Type
21. Contracts per Lessee
22. Amortisation
23. Priority of Payments
24. Transaction Costs
25. Ratings
26. Swap Information

**Bavarian Sky S.A., Compartment German Auto Leases 6**  
**Monthly Investor Report**

Reporting Date:	Apr 11, 2023
Payment Date:	Apr 20, 2023
Period No.:	21
Monthly Period:	Mar, 2023
Interest Period:	Mar 20, 2023 to Apr 20, 2023 = 31 days

**1. Contact Information**

**Issuer:** **Bavarian Sky S.A.**  
Acting in respect of its Compartment German Auto Leases 6  
287-289 route d'Arlon  
L-1150 Luxembourg  
Grand Duchy of Luxembourg  
Attn.: The Directors  
LU-BavarianSky@intertrustgroup.com  
+352 26 56 31 71

**Corporate Administrator:** **Intertrust (Luxembourg) S.à r.l.**  
6, Rue Eugène Ruppert  
L-2453 Luxembourg  
Luxembourg  
Attn.: BUO - Capital Markets  
LU-BavarianSky@intertrustgroup.com  
+352 26 44 91

**Originator/Servicer:** **BMW Bank GmbH**  
Lilienthalallee 26  
80939 Munich  
Germany  
Attn.: ABS Servicing Team  
abs.bmwgroup@bmw.de

**Calculation Agent:** **The Bank of New York Mellon**  
160 Queen Victoria Street  
EC4V 4AL London  
United Kingdom  
Attn.: BNYM Structured Finance Team 8  
BNYM.Structured.Finance.Team.8@bnymellon.com

**Bavarian Sky S.A., Compartment German Auto Leases 6**  
**Monthly Investor Report**

Reporting Date:	Apr 11, 2023
Payment Date:	Apr 20, 2023
Period No.:	21
Monthly Period:	Mar, 2023
Interest Period:	Mar 20, 2023 to Apr 20, 2023 = 31 days

**1. Contact Information****Paying Agent:**

**The Bank of New York Mellon**  
160 Queen Victoria Street  
EC4V 4AL London  
United Kingdom  
Attn.: BNYM Structured Finance Team 8  
BNYM.Structured.Finance.Team.8@bnymellon.com

**Issuer Account Bank:**

**The Bank of New York Mellon**  
Friedrich-Ebert-Anlage 49, Messeturm  
60327 Frankfurt am Main  
Germany  
Attn.: BNYM Structured Finance Team 8  
BNYM.Structured.Finance.Team.8@bnymellon.com

**Trustee:**

**BNY MELLON CORPORATE TRUSTEE SERVICES LIMITED**  
160 Queen Victoria Street  
EC4V 4AL London  
United Kingdom  
Attn.: BNYM Structured Finance Team 8  
BNYM.Structured.Finance.Team.8@bnymellon.com

**Data Trustee:**

**The Bank of New York Mellon**  
Friedrich-Ebert-Anlage 49, Messeturm  
60327 Frankfurt am Main  
Germany  
Attn.: BNYM Structured Finance Team 8  
BNYM.Structured.Finance.Team.8@bnymellon.com



**Bavarian Sky S.A., Compartment German Auto Leases 6**  
**Monthly Investor Report**

Reporting Date:	Apr 11, 2023
Payment Date:	Apr 20, 2023
Period No.:	21
Monthly Period:	Mar, 2023
Interest Period:	Mar 20, 2023 to Apr 20, 2023 = 31 days

**1. Contact Information**

**Swap Counterparty:**

**DZ BANK AG**  
Deutsche Zentral-Genossenschaftsbank  
60265 Frankfurt am Main  
Germany  
confirmations.otcderivatives@dzbank.de



**Bavarian Sky S.A., Compartment German Auto Leases 6**  
**Monthly Investor Report**

Reporting Date:	Apr 11, 2023
Payment Date:	Apr 20, 2023
Period No.:	21
Monthly Period:	Mar, 2023
Interest Period:	Mar 20, 2023 to Apr 20, 2023 = 31 days

**2. Reporting Contact Details**

**Contact for Investor Reporting:**

**BMW Bank GmbH**  
Lilienthalallee 26  
80939 Munich  
Germany  
Attn.: BMW Bank - ABS Servicing Team  
abs.bmwgroup@bmw.de  
+49-89-382-42480/-53070



**Bavarian Sky S.A., Compartment German Auto Leases 6**  
**Monthly Investor Report**

Reporting Date:	Apr 11, 2023
Payment Date:	Apr 20, 2023
Period No.:	21
Monthly Period:	Mar, 2023
Interest Period:	Mar 20, 2023 to Apr 20, 2023 = 31 days

**3. Counterparty History**

**Replacement Party to be added if applicable**

**Bavarian Sky S.A., Compartment German Auto Leases 6**  
**Monthly Investor Report**

Reporting Date:	Apr 11, 2023
Payment Date:	Apr 20, 2023
Period No.:	21
Monthly Period:	Mar, 2023
Interest Period:	Mar 20, 2023 to Apr 20, 2023 = 31 days

**4. Overview Dates**

<b>Initial Cut-Off Date:</b>	June 30, 2021	<b>Revolving Period End Date (including):</b>	July 20, 2022
<b>Issue Date:</b>	July 20, 2021	<b>Legal Maturity Date:</b>	July 20, 2029
<b>Reporting Date:</b>	Apr 11, 2023		
<b>Investor Reporting Date:</b>	Apr 18, 2023		
<b>Interest Determination Date:</b>	Mar 16, 2023		
<b>Reporting Frequency:</b>	monthly		
<b>Monthly Period No.:</b>	21	<b>(since Issue Date)</b>	
<b>Payment Date:</b>	Apr 20, 2023		
<b>Next Payment Date:</b>	May 22, 2023		
<b>Monthly Period:</b>	Mar 01, 2023	<b>until</b>	Mar 31, 2023



**Bavarian Sky S.A., Compartment German Auto Leases 6**  
**Monthly Investor Report**

Reporting Date:	Apr 11, 2023
Payment Date:	Apr 20, 2023
Period No.:	21
Monthly Period:	Mar, 2023
Interest Period:	Mar 20, 2023 to Apr 20, 2023 = 31 days

**5. Portfolio Information**

	current period	prior period
<b>Outstanding receivables (in EUR)</b>	<b>Aggregate Discounted Lease Balance</b>	<b>Aggregate Discounted Lease Balance</b>
<b>Beginning of period</b>	493,681,999.54	539,174,132.39
Scheduled Principal payments	40,815,311.97	42,622,902.79
Repurchases* principal	2,491,254.12	2,415,507.50
Repurchases* number of contracts	2,545	1,874
<b>Total principal collections</b>	43,306,566.09	45,038,410.29
<b>Total interest collections</b>	1,629,298.35	1,780,515.58
<b>Unpaid Interest</b>	-30,087.95	-30,879.39
<b>Defaulted Amounts</b>	416,951.57	422,843.17
<b>Recoveries</b>	6,624.27	12,366.07
<b>Additional Lease Receivables amount</b>	0.00	0.00
<b>End of Period</b>	449,928,393.93	493,681,999.54
<b>Current repurchase rate (annualised)</b>	5.89%	5.25%

Repurchases include all contracts repurchased due to early terminations or financial changes

**Bavarian Sky S.A., Compartment German Auto Leases 6**  
**Monthly Investor Report**

Reporting Date:	Apr 11, 2023
Payment Date:	Apr 20, 2023
Period No.:	21
Monthly Period:	Mar, 2023
Interest Period:	Mar 20, 2023 to Apr 20, 2023 = 31 days

**6. Replenishment Fund / Reserves**

<b>Replenishment Fund</b>	<b>in EUR</b>
Outstanding replenishment fund beginning of period	0.00
Interest on replenishment fund - previous period	0.00
Additional Lease Receivables	0.00
Outstanding replenishment fund end of period	0.00

<b>Cash Reserve</b>	<b>in %</b>	<b>in EUR</b>
Outstanding cash reserve beginning of period		4,620,000.00
Interest on cash reserve - previous period		0.00
Required cash reserve		4,620,000.00
Outstanding cash reserve end of period		4,620,000.00

**Bavarian Sky S.A., Compartment German Auto Leases 6**  
**Monthly Investor Report**

Reporting Date:	Apr 11, 2023
Payment Date:	Apr 20, 2023
Period No.:	21
Monthly Period:	Mar, 2023
Interest Period:	Mar 20, 2023 to Apr 20, 2023 = 31 days

**6. Replenishment Fund / Reserves (Cont')**

Additional Reserves Triggers*								
Reserves	Current ratio	Trigger	Required Rating BMW AG					Trigger Breach
			Fitch	S&P	Moody's	DBRS		
Commingling Reserve	N/A	N/A	Long Term	BBB	BBB	N/A	N/A	no
			Short Term	F2	N/A	N/A	N/A	

Additional Reserves	in EUR
Outstanding Commingling Reserve end of period	0.00
Outstanding end of period	0.00

\* Breach of this trigger in conjunction with any other event as set out in the Servicing Agreement and/or the Lease Receivables Purchase Agreement will oblige BMW Bank GmbH to post additional cash collateral or change the sweep frequency (from the collections account to the issuer account) from monthly to daily. The Reserves will be adjusted on a monthly basis and shall be deposited in the Issuer Account and exclusively reserved to cover risks.

**Bavarian Sky S.A., Compartment German Auto Leases 6**  
**Monthly Investor Report**

Reporting Date:	Apr 11, 2023
Payment Date:	Apr 20, 2023
Period No.:	21
Monthly Period:	Mar, 2023
Interest Period:	Mar 20, 2023 to Apr 20, 2023 = 31 days

**7. Performance Data**
**Aggregate outstanding notes balance**

Beginning of period in EUR	480,272,180.32
End of period in EUR	435,457,323.01

<b>Ratios</b>	<b>in EUR</b>	<b>in %</b>
<b>31- 60 days past due</b>		
31- 60 days past due period before previous period	532,839.64	0.10
31- 60 days past due previous period	501,154.10	0.10
31- 60 days past due current period	568,890.13	0.13
<b>61- 90 days past due</b>		
61- 90 days past due period before previous period	376,193.68	0.07
61- 90 days past due previous period	261,212.60	0.05
61- 90 days past due current period	281,833.64	0.06

<b>Performance data</b>		
Number of contracts being 31 - 60 days delinquent	92	
Number of contracts being 61 - 90 days delinquent	48	
Balance in EUR of contracts being 31 - 60 days delinquent	568,890.13	
Balance in EUR of contracts being 61 - 90 days delinquent	281,833.64	
Defaulted amounts in EUR	416,951.57	
Cumulative defaulted amounts in EUR	5,844,789.46	
Recoveries in EUR	6,624.27	
Cumulative recoveries in EUR	77,462.04	

# Bavarian Sky S.A., Compartment German Auto Leases 6

## Monthly Investor Report

Reporting Date: Apr 11, 2023  
 Payment Date: Apr 20, 2023  
 Period No.: 21  
 Monthly Period: Mar, 2023  
 Interest Period: Mar 20, 2023 to Apr 20, 2023  
 = 31 days

### 8. Defaulted Amount & Recovery Amount

Collection Period		Number of Defaulted Agreements in Collection Period	Defaulted Amount in Collection Period	Aggregate Defaulted Amount Since Initial Cut-Off Date	Number of Tolerance Write-Offs*	Tolerance Write-Off Amount*	Aggregate Tolerance Write-Off Amount Since Initial Cut-Off Date *	Purchased Amount of New Receivables	Aggregate Amount of Purchased Receivables	Cum. Default Ratio (in % of Aggr. Amount of Purch. Rec.)	Recovery	Recovery Total	Recovery Total (in % of Aggr. Defaulted Amount)
June - 21	1	0	n/a	n/a	n/a	n/a	n/a	923,899,980.12	923,899,980.12	n/a	n/a	n/a	n/a
July - 21	2	0	0.00	0.00	0	0.00	0.00	41,364,779.80	965,264,759.92	0.00%	0.00	0.00	0.00%
Aug - 21	3	2	4,237.96	4,237.96	0	0.00	0.00	43,380,322.25	1,008,645,082.17	0.00%	0.00	0.00	0.00%
Sept - 21	4	14	24,829.78	29,067.74	12	19.06	19.06	44,665,983.49	1,053,311,065.66	0.00%	-870.17	-870.17	-2.99%
Oct - 21	5	15	10,742.52	39,810.26	9	18.34	37.40	45,809,100.36	1,099,120,166.02	0.00%	0.00	-870.17	-2.19%
Nov - 21	6	32	72,532.40	112,342.66	19	30.98	68.38	47,402,935.37	1,146,523,101.39	0.01%	1,040.88	170.71	0.15%
Dec - 21	7	50	147,649.74	259,992.40	28	89.63	158.01	49,639,398.32	1,196,162,499.71	0.02%	624.65	795.36	0.31%
Jan - 22	8	44	162,736.84	422,729.24	9	21.86	179.87	50,072,494.39	1,246,234,994.10	0.03%	2,785.49	3,580.85	0.85%
Feb - 22	9	29	84,155.04	506,884.28	15	45.32	225.19	52,710,043.38	1,298,945,037.48	0.04%	-8.98	3,571.87	0.70%
Mar - 22	10	43	222,034.88	728,919.16	13	50.90	276.09	55,382,186.90	1,354,327,224.38	0.05%	1,206.14	4,778.01	0.66%
Apr - 22	11	59	314,919.82	1,043,838.98	20	18.12	294.21	56,535,814.16	1,410,863,038.54	0.07%	4,426.69	9,204.70	0.88%
May - 22	12	61	134,562.19	1,178,401.17	34	162.72	456.93	42,131,637.11	1,452,994,675.65	0.08%	4,212.28	13,416.98	1.14%
June - 22	13	277	117,200.88	1,295,602.05	16	48.21	505.14	59,188,975.67	1,512,183,651.32	0.09%	12,024.58	25,441.56	1.96%
July - 22	14	715	465,011.09	1,760,613.14	32	49.44	554.58	0.00	1,512,183,651.32	0.12%	4,346.61	29,788.17	1.69%
Aug - 22	15	1,189	509,788.38	2,270,401.52	27	89.78	644.36	0.00	1,512,183,651.32	0.15%	3,100.39	32,888.56	1.45%
Sept - 22	16	1,095	491,904.71	2,762,306.23	49	58.80	703.16	0.00	1,512,183,651.32	0.18%	3,076.84	35,965.40	1.30%
Oct - 22	17	922	412,274.47	3,174,580.70	48	58.66	761.82	0.00	1,512,183,651.32	0.21%	4,148.96	40,114.36	1.26%
Nov - 22	18	948	520,002.12	3,694,582.82	30	91.57	853.39	0.00	1,512,183,651.32	0.24%	10,011.68	50,126.04	1.36%
Dec - 22	19	787	373,811.44	4,068,394.26	85	129.54	982.93	0.00	1,512,183,651.32	0.27%	6,106.94	56,232.98	1.38%
Jan - 23	20	1,078	936,600.46	5,004,994.72	46	57.42	1,040.35	0.00	1,512,183,651.32	0.33%	2,238.72	58,471.70	1.17%
Feb - 23	21	542	422,843.17	5,427,837.89	27	106.16	1,146.51	0.00	1,512,183,651.32	0.36%	12,366.07	70,837.77	1.31%
Mar - 23	22	550	416,951.57	5,844,789.46	59	115.42	1,261.93	0.00	1,512,183,651.32	0.39%	6,624.27	77,462.04	1.33%

\* tolerance write-off amount <=10 EUR

# Bavarian Sky S.A., Compartment German Auto Leases 6

## Monthly Investor Report

Reporting Date: Apr 11, 2023  
 Payment Date: Apr 20, 2023  
 Period No.: 21  
 Monthly Period: Mar, 2023  
 Interest Period: Mar 20, 2023 to Apr 20, 2023  
 = 31 days

### 8a. Defaulted Amount & Recovery Amount - Lease Level Data\*

	Month / Year of Default	Month / Year of Lease Origination	Discounted Lease Balance (Initial)	Discounted Lease Balance at Default **	Recovery (Current Period)	Recovery Total	Discounted Lease Balance End of Period	Net Loss in %	Vehicle Type (New / Used)	Vehicle Class	Customer Type	Out of Deal (Month / Year)
237	Jan - 23	Jan - 20	9,819.08	2,899.85	0.00	0.00	2,899.85	29.53%	New	X5 Series	Commercial	
238	Jan - 23	Feb - 20	4,630.42	2,319.01	0.00	0.00	2,319.01	50.08%	New	X2 Series	Private Individual	
239	Jan - 23	Feb - 20	5,654.49	2,254.35	0.00	0.00	2,254.35	39.87%	New	MINI Hatch	Commercial	
240	Jan - 23	Mar - 20	2,924.89	2,293.99	0.00	841.19	1,452.80	49.67%	New	3 Series	Commercial	
241	Jan - 23	Mar - 20	3,650.28	2,334.15	0.00	0.00	2,334.15	63.94%	New	X2 Series	Commercial	
242	Jan - 23	May - 20	49,498.48	33,409.46	0.00	0.00	33,409.46	67.50%	New	8 Series	Commercial	
243	Jan - 23	June - 20	14,624.31	9,952.44	0.00	0.00	9,952.44	68.05%	New	2 Series	Private Individual	
244	Jan - 23	June - 20	7,237.83	3,915.79	0.00	0.00	3,915.79	54.10%	New	5 Series	Commercial	
245	Jan - 23	June - 20	12,567.11	5,835.66	0.00	0.00	5,835.66	46.44%	New	7 Series	Commercial	
246	Jan - 23	June - 20	11,383.68	6,473.41	0.00	0.00	6,473.41	56.87%	New	X2 Series	Commercial	
247	Jan - 23	June - 20	17,668.11	7,365.32	0.00	0.00	7,365.32	41.69%	New	5 Series	Commercial	
248	Jan - 23	July - 20	5,875.08	4,271.60	0.00	0.00	4,271.60	72.71%	New	1 Series	Commercial	
249	Jan - 23	July - 20	18,679.70	13,458.83	0.00	0.00	13,458.83	72.05%	New	X6 Series	Commercial	
250	Jan - 23	July - 20	17,062.95	11,332.80	0.00	0.00	11,332.80	66.42%	New	3 Series	Private Individual	
251	Jan - 23	July - 20	9,610.27	5,113.02	0.00	0.00	5,113.02	53.20%	New	3 Series	Commercial	
252	Jan - 23	July - 20	9,034.13	5,284.32	0.00	0.00	5,284.32	58.49%	New	X4 Series	Commercial	
253	Jan - 23	Aug - 20	10,262.31	5,501.85	0.00	0.00	5,501.85	53.61%	New	5 Series	Private Individual	
254	Jan - 23	Sept - 20	25,195.15	13,422.01	0.00	0.00	13,422.01	53.27%	New	X5 Series	Commercial	
255	Jan - 23	Sept - 20	6,483.10	3,112.78	0.00	0.00	3,112.78	48.01%	New	X4 Series	Commercial	
256	Jan - 23	Sept - 20	13,285.01	6,882.13	0.00	0.00	6,882.13	51.80%	New	X4 Series	Commercial	
257	Jan - 23	Oct - 20	3,792.03	1,608.51	0.00	0.00	1,608.51	42.42%	New	1 Series	Private Individual	
258	Jan - 23	Oct - 20	6,236.03	3,609.09	0.00	0.00	3,609.09	57.87%	New	X2 Series	Commercial	
259	Jan - 23	Oct - 20	12,496.39	9,948.79	0.00	0.00	9,948.79	79.61%	New	4 Series	Commercial	
260	Jan - 23	Oct - 20	10,493.00	4,547.07	1,226.28	1,226.28	3,320.79	31.65%	New	1 Series	Commercial	
261	Jan - 23	Nov - 20	11,800.35	6,966.07	632.66	632.66	6,333.41	53.67%	New	5 Series	Commercial	
262	Jan - 23	Nov - 20	19,923.05	9,521.58	0.00	0.00	9,521.58	47.79%	New	4 Series	Commercial	
263	Jan - 23	Dec - 20	31,402.74	21,485.95	0.00	0.00	21,485.95	68.42%	New	X5 Series	Commercial	
264	Jan - 23	Dec - 20	8,791.40	4,398.16	0.00	0.00	4,398.16	50.03%	New	X3 Series	Commercial	
265	Jan - 23	Dec - 20	15,328.05	7,770.34	0.00	0.00	7,770.34	50.69%	New	3 Series	Commercial	
266	Jan - 23	Jan - 21	13,942.27	10,371.36	0.00	0.00	10,371.36	74.39%	New	MINI Hatch	Private Individual	
267	Jan - 23	Feb - 21	4,945.72	2,080.44	163.17	163.17	1,917.27	38.77%	New	2 Series	Private Individual	
268	Jan - 23	Mar - 21	12,174.28	9,244.69	0.00	0.00	9,244.69	75.94%	New	5 Series	Private Individual	

# Bavarian Sky S.A., Compartment German Auto Leases 6

## Monthly Investor Report

Reporting Date: Apr 11, 2023  
 Payment Date: Apr 20, 2023  
 Period No.: 21  
 Monthly Period: Mar, 2023  
 Interest Period: Mar 20, 2023 to Apr 20, 2023  
 = 31 days

### 8a. Defaulted Amount & Recovery Amount - Lease Level Data\*

	Month / Year of Default	Month / Year of Lease Origination	Discounted Lease Balance (Initial)	Discounted Lease Balance at Default **	Recovery (Current Period)	Recovery Total	Discounted Lease Balance End of Period	Net Loss in %	Vehicle Type (New / Used)	Vehicle Class	Customer Type	Out of Deal (Month / Year)
269	Jan - 23	Mar - 21	11,465.95	6,507.70	0.00	-361.83	6,869.53	59.91%	New	X3 Series	Commercial	
270	Jan - 23	Mar - 21	50,915.67	26,908.61	328.58	328.58	26,580.03	52.20%	New	X7 Series	Private Individual	
271	Jan - 23	Apr - 21	9,145.14	5,635.14	0.00	0.00	5,635.14	61.62%	New	X1 Series	Commercial	
272	Jan - 23	Apr - 21	21,653.05	14,962.98	0.00	0.00	14,962.98	69.10%	New	X5 Series	Commercial	
273	Jan - 23	May - 21	8,279.74	6,316.06	0.00	0.00	6,316.06	76.28%	New	1 Series	Commercial	
274	Jan - 23	May - 21	20,376.78	14,158.70	0.00	0.00	14,158.70	69.48%	New	X3 Series	Commercial	
275	Jan - 23	May - 21	19,736.15	15,087.70	800.45	800.45	14,287.25	72.39%	New	5 Series	Commercial	
276	Jan - 23	June - 21	9,930.02	8,287.09	0.00	0.00	8,287.09	83.45%	New	X1 Series	Commercial	
277	Jan - 23	June - 21	44,274.30	32,109.27	0.00	0.00	32,109.27	72.52%	New	7 Series	Commercial	
278	Jan - 23	July - 21	17,343.26	13,831.91	0.00	0.00	13,831.91	79.75%	New	X3 Series	Commercial	
279	Jan - 23	July - 21	12,454.01	9,528.25	0.00	0.00	9,528.25	76.51%	New	2 Series	Private Individual	
280	Jan - 23	July - 21	22,690.06	17,110.77	0.00	0.00	17,110.77	75.41%	New	X3 Series	Commercial	
281	Jan - 23	Aug - 21	50,519.85	50,187.32	0.00	0.00	50,187.32	99.34%	New	8 Series	Commercial	
282	Jan - 23	Sept - 21	15,063.91	12,819.63	0.00	0.00	12,819.63	85.10%	New	5 Series	Commercial	
283	Jan - 23	Nov - 21	33,981.45	25,265.91	0.00	0.00	25,265.91	74.35%	Used	8 Series	Commercial	
284	Jan - 23	Nov - 21	11,033.80	10,508.41	0.00	0.00	10,508.41	95.24%	New	MINI Hatch	Commercial	
285	Jan - 23	Dec - 21	39,002.52	32,813.48	0.00	0.00	32,813.48	84.13%	New	iX	Commercial	
286	Jan - 23	Dec - 21	23,591.87	20,963.11	0.00	0.00	20,963.11	88.86%	New	5 Series	Commercial	
287	Feb - 23	Nov - 19	11,550.88	4,331.63	0.00	0.00	4,331.63	37.50%	New	X6 Series	Commercial	
288	Feb - 23	Jan - 20	15,222.35	7,251.20	0.00	0.00	7,251.20	47.64%	New	2 Series	Private Individual	
289	Feb - 23	Feb - 20	8,820.07	1,657.93	0.00	0.00	1,657.93	18.80%	New	6 Series	Commercial	
290	Feb - 23	Feb - 20	8,927.14	1,703.80	0.00	0.00	1,703.80	19.09%	New	3 Series	Commercial	
291	Feb - 23	Mar - 20	4,775.42	1,512.60	0.00	0.00	1,512.60	31.67%	New	1 Series	Private Individual	
292	Feb - 23	Mar - 20	8,860.25	2,796.39	0.00	0.00	2,796.39	31.56%	New	8 Series	Commercial	
293	Feb - 23	Mar - 20	6,042.75	2,610.65	0.00	0.00	2,610.65	43.20%	New	5 Series	Commercial	
294	Feb - 23	Apr - 20	17,977.75	9,721.96	0.00	0.00	9,721.96	54.08%	New	8 Series	Commercial	
295	Feb - 23	Apr - 20	2,717.98	1,919.96	0.00	0.00	1,919.96	70.64%	New	MINI Hatch	Commercial	
296	Feb - 23	July - 20	8,624.07	5,821.90	0.00	0.00	5,821.90	67.51%	New	2 Series	Commercial	
297	Feb - 23	July - 20	5,414.75	2,096.52	0.00	0.00	2,096.52	38.72%	New	1 Series	Commercial	
298	Feb - 23	July - 20	5,626.83	1,988.22	0.00	0.00	1,988.22	35.33%	New	2 Series	Private Individual	
299	Feb - 23	July - 20	17,803.99	5,738.45	0.00	0.00	5,738.45	32.23%	New	X3 Series	Private Individual	
300	Feb - 23	Aug - 20	7,757.84	3,908.38	0.00	0.00	3,908.38	50.38%	New	1 Series	Commercial	

# Bavarian Sky S.A., Compartment German Auto Leases 6

## Monthly Investor Report

Reporting Date: Apr 11, 2023  
 Payment Date: Apr 20, 2023  
 Period No.: 21  
 Monthly Period: Mar, 2023  
 Interest Period: Mar 20, 2023 to Apr 20, 2023  
 = 31 days

### 8a. Defaulted Amount & Recovery Amount - Lease Level Data\*

	Month / Year of Default	Month / Year of Lease Origination	Discounted Lease Balance (Initial)	Discounted Lease Balance at Default **	Recovery (Current Period)	Recovery Total	Discounted Lease Balance End of Period	Net Loss in %	Vehicle Type (New / Used)	Vehicle Class	Customer Type	Out of Deal (Month / Year)
301	Feb - 23	Sept - 20	12,986.99	5,827.33	0.00	0.00	5,827.33	44.87%	New	X4 Series	Commercial	
302	Feb - 23	Sept - 20	21,731.38	9,047.53	0.00	0.00	9,047.53	41.63%	New	X5 Series	Commercial	
303	Feb - 23	Oct - 20	5,907.13	1,588.37	0.00	0.00	1,588.37	26.89%	New	1 Series	Private Individual	
304	Feb - 23	Oct - 20	9,141.72	6,488.09	0.00	0.00	6,488.09	70.97%	New	1 Series	Private Individual	
305	Feb - 23	Oct - 20	17,420.95	6,190.45	0.00	0.00	6,190.45	35.53%	New	X3 Series	Commercial	
306	Feb - 23	Dec - 20	11,883.82	5,546.63	0.00	0.00	5,546.63	46.67%	New	2 Series	Commercial	
307	Feb - 23	Dec - 20	17,924.68	9,766.80	0.00	0.00	9,766.80	54.49%	New	X3 Series	Commercial	
308	Feb - 23	Dec - 20	9,633.03	5,238.04	0.00	0.00	5,238.04	54.38%	New	MINI Hatch	Commercial	
309	Feb - 23	Dec - 20	15,426.65	8,376.87	0.00	0.00	8,376.87	54.30%	New	2 Series	Private Individual	
310	Feb - 23	Dec - 20	11,411.76	6,166.50	0.00	0.00	6,166.50	54.04%	New	MINI Hatch	Commercial	
311	Feb - 23	Jan - 21	15,988.31	9,847.87	0.00	0.00	9,847.87	61.59%	New	3 Series	Commercial	
312	Feb - 23	Jan - 21	16,119.34	7,565.33	0.00	0.00	7,565.33	46.93%	New	2 Series	Commercial	
313	Feb - 23	Jan - 21	34,120.79	18,553.46	0.00	0.00	18,553.46	54.38%	New	5 Series	Commercial	
314	Feb - 23	Jan - 21	16,073.87	7,998.02	0.00	0.00	7,998.02	49.76%	New	X3 Series	Commercial	
315	Feb - 23	Feb - 21	25,980.83	13,165.87	205.33	205.33	12,960.54	49.89%	New	3 Series	Commercial	
316	Feb - 23	Apr - 21	9,226.30	3,583.53	0.00	0.00	3,583.53	38.84%	New	X2 Series	Commercial	
317	Feb - 23	Apr - 21	16,364.96	12,128.74	0.00	0.00	12,128.74	74.11%	Used	4 Series	Commercial	
318	Feb - 23	July - 21	2,784.23	2,103.50	0.00	0.00	2,103.50	75.55%	New	i3 Series	Commercial	
319	Feb - 23	July - 21	11,411.51	9,145.66	0.00	0.00	9,145.66	80.14%	New	MINI Hatch	Commercial	
320	Feb - 23	Aug - 21	17,389.54	11,509.76	0.00	0.00	11,509.76	66.19%	New	X5 Series	Commercial	
321	Feb - 23	Aug - 21	13,008.85	9,316.91	0.00	0.00	9,316.91	71.62%	New	3 Series	Commercial	
322	Feb - 23	Aug - 21	39,765.86	32,458.01	0.00	0.00	32,458.01	81.62%	New	X6 Series	Commercial	
323	Mar - 23	Mar - 20	9,831.96	5,076.78	0.00	0.00	5,076.78	51.64%	New	MINI Hatch	Commercial	
324	Mar - 23	Mar - 20	5,118.82	457.72	0.00	0.00	457.72	8.94%	New	X1 Series	Private Individual	
325	Mar - 23	May - 20	16,599.80	4,023.38	0.00	0.00	4,023.38	24.24%	New	X5 Series	Commercial	
326	Mar - 23	June - 20	4,280.83	888.21	0.00	0.00	888.21	20.75%	New	MINI Hatch	Private Individual	
327	Mar - 23	July - 20	8,482.13	1,000.30	0.00	0.00	1,000.30	11.79%	New	X3 Series	Private Individual	
328	Mar - 23	Aug - 20	15,375.94	8,790.72	0.00	0.00	8,790.72	57.17%	New	4 Series	Commercial	
329	Mar - 23	Sept - 20	9,553.11	3,501.22	0.00	0.00	3,501.22	36.65%	New	5 Series	Commercial	
330	Mar - 23	Oct - 20	39,104.67	15,356.15	0.00	0.00	15,356.15	39.27%	New	7 Series	Commercial	
331	Mar - 23	Oct - 20	9,157.52	3,036.52	0.00	0.00	3,036.52	33.16%	New	MINI Hatch	Commercial	
332	Mar - 23	Oct - 20	10,921.43	4,154.11	0.00	0.00	4,154.11	38.04%	New	6 Series	Commercial	



**Bavarian Sky S.A., Compartment German Auto Leases 6**  
**Monthly Investor Report**

Reporting Date: Apr 11, 2023  
 Payment Date: Apr 20, 2023  
 Period No.: 21  
 Monthly Period: Mar, 2023  
 Interest Period: Mar 20, 2023 to Apr 20, 2023  
 = 31 days

**8a. Defaulted Amount & Recovery Amount - Lease Level Data\***

	Month / Year of Default	Month / Year of Lease Origination	Discounted Lease Balance (Initial)	Discounted Lease Balance at Default **	Recovery (Current Period)	Recovery Total	Discounted Lease Balance End of Period	Net Loss in %	Vehicle Type (New / Used)	Vehicle Class	Customer Type	Out of Deal (Month / Year)
333	Mar - 23	Nov - 20	7,023.07	2,989.19	0.00	0.00	2,989.19	42.56%	New	3 Series	Commercial	
334	Mar - 23	Nov - 20	37,892.02	24,845.75	0.00	0.00	24,845.75	65.57%	New	X5 Series	Commercial	
335	Mar - 23	Dec - 20	9,182.90	6,730.47	0.00	0.00	6,730.47	73.29%	New	X1 Series	Commercial	
336	Mar - 23	Jan - 21	7,519.09	4,188.02	0.00	0.00	4,188.02	55.70%	New	2 Series	Private Individual	
337	Mar - 23	Jan - 21	7,855.48	3,555.67	0.00	0.00	3,555.67	45.26%	New	1 Series	Private Individual	
338	Mar - 23	Jan - 21	21,624.61	11,891.20	0.00	0.00	11,891.20	54.99%	New	X6 Series	Commercial	
339	Mar - 23	Mar - 21	4,503.40	2,777.52	0.00	0.00	2,777.52	61.68%	New	i3 Series	Private Individual	
340	Mar - 23	May - 21	22,555.84	14,200.88	0.00	0.00	14,200.88	62.96%	New	Z4 Series	Private Individual	
341	Mar - 23	June - 21	9,212.18	5,522.55	0.00	0.00	5,522.55	59.95%	New	MINI Hatch	Commercial	
342	Mar - 23	June - 21	7,009.79	5,694.66	0.00	0.00	5,694.66	81.24%	New	1 Series	Commercial	
343	Mar - 23	July - 21	27,546.60	19,220.61	0.00	0.00	19,220.61	69.77%	New	X5 Series	Commercial	
344	Mar - 23	July - 21	2,901.79	1,508.24	0.00	0.00	1,508.24	51.98%	New	i3 Series	Commercial	
345	Mar - 23	July - 21	10,723.68	7,815.17	0.00	0.00	7,815.17	72.88%	New	2 Series	Private Individual	
346	Mar - 23	Aug - 21	6,391.95	3,672.54	0.00	0.00	3,672.54	57.46%	New	MINI Hatch	Commercial	
347	Mar - 23	Sept - 21	4,221.50	2,836.26	0.00	0.00	2,836.26	67.19%	New	1 Series	Private Individual	
348	Mar - 23	Oct - 21	15,798.07	13,623.70	0.00	0.00	13,623.70	86.24%	New	Z4 Series	Commercial	
349	Mar - 23	Nov - 21	2,495.06	1,329.75	0.00	0.00	1,329.75	53.30%	New	i3 Series	Commercial	
350	Mar - 23	Nov - 21	7,968.72	6,228.29	0.00	0.00	6,228.29	78.16%	New	MINI Hatch	Private Individual	
351	Mar - 23	Dec - 21	64,855.75	57,580.25	0.00	0.00	57,580.25	88.78%	New	X6 Series	Commercial	

\*Applicable only if leases have defaulted. Does not include defaulted amounts less than 10 EUR.

\*\*This amount mostly includes proceeds from vehicle sale.

**Bavarian Sky S.A., Compartment German Auto Leases 6**

**Monthly Investor Report**

Reporting Date: Apr 11, 2023  
 Payment Date: Apr 20, 2023  
 Period No.: 21  
 Monthly Period: Mar, 2023  
 Interest Period: Mar 20, 2023 to Apr 20, 2023  
 = 31 days

**8b. Defaulted Amount & Recovery Amount - Lease Level Data\* (Out of Deal)**

	Month / Year of Default	Month / Year of Lease Origination	Discounted Lease Balance (Initial)	Discounted Lease Balance at Default **	Recovery (Current Period)	Recovery Total	Discounted Lease Balance End of Period	Net Loss in %	Vehicle Type (New / Used)	Vehicle Class	Customer Type	Out of Deal (Month / Year)
6588	Feb - 23	Jan - 18	6,571.73	675.94	0.00	0.00	675.94	10.29%	New	X5 Series	Private Individual	Feb - 23
6589	Feb - 23	Dec - 18	4,984.22	290.99	0.00	0.00	290.99	5.84%	New	2 Series	Commercial	Feb - 23
6590	Feb - 23	Dec - 18	7,261.48	419.33	0.00	0.00	419.33	5.77%	New	5 Series	Private Individual	Feb - 23
6591	Feb - 23	Jan - 19	2,089.21	276.47	0.00	0.00	276.47	13.23%	New	X1 Series	Private Individual	Feb - 23
6592	Feb - 23	Jan - 19	4,554.11	438.00	0.00	0.00	438.00	9.62%	New	4 Series	Commercial	Feb - 23
6593	Feb - 23	Jan - 19	4,415.71	431.20	0.00	0.00	431.20	9.77%	New	i3 Series	Private Individual	Feb - 23
6594	Feb - 23	Jan - 19	1,888.77	237.70	0.00	0.00	237.70	12.58%	New	X2 Series	Private Individual	Feb - 23
6595	Feb - 23	Jan - 19	3,729.71	218.55	0.00	0.00	218.55	5.86%	New	1 Series	Private Individual	Feb - 23
6596	Feb - 23	Jan - 19	1,579.15	176.47	0.00	0.00	176.47	11.17%	New	1 Series	Commercial	Feb - 23
6597	Feb - 23	Jan - 19	3,463.98	356.29	0.00	0.00	356.29	10.29%	New	2 Series	Private Individual	Feb - 23
6598	Feb - 23	Jan - 19	1,901.86	192.43	0.00	0.00	192.43	10.12%	New	X1 Series	Private Individual	Feb - 23
6599	Feb - 23	Jan - 19	3,673.36	292.14	0.00	0.00	292.14	7.95%	Used	2 Series	Private Individual	Feb - 23
6600	Feb - 23	Jan - 19	4,720.14	311.02	0.00	0.00	311.02	6.59%	New	4 Series	Private Individual	Feb - 23
6601	Feb - 23	Jan - 19	9,400.33	348.22	0.00	0.00	348.22	3.70%	New	X4 Series	Private Individual	Feb - 23
6602	Feb - 23	Jan - 19	4,408.54	440.33	0.00	0.00	440.33	9.99%	New	2 Series	Private Individual	Feb - 23
6603	Feb - 23	Jan - 19	1,928.00	203.71	0.00	0.00	203.71	10.57%	New	2 Series	Private Individual	Feb - 23
6604	Feb - 23	Jan - 19	2,381.49	260.50	0.00	0.00	260.50	10.94%	New	X1 Series	Private Individual	Feb - 23
6605	Feb - 23	Jan - 19	8,307.67	485.02	0.00	0.00	485.02	5.84%	New	X3 Series	Commercial	Feb - 23
6606	Feb - 23	Jan - 19	12,041.38	1,317.15	0.00	0.00	1,317.15	10.94%	New	5 Series	Private Individual	Feb - 23
6607	Feb - 23	Jan - 19	16,397.95	925.18	0.00	0.00	925.18	5.64%	New	X5 Series	Private Individual	Feb - 23
6608	Feb - 23	Jan - 19	8,250.07	461.40	0.00	0.00	461.40	5.59%	New	5 Series	Private Individual	Feb - 23
6609	Feb - 23	Jan - 19	11,691.86	659.66	0.00	0.00	659.66	5.64%	New	X3 Series	Commercial	Feb - 23
6610	Feb - 23	Jan - 19	4,190.50	245.10	0.00	0.00	245.10	5.85%	New	X1 Series	Private Individual	Feb - 23
6611	Feb - 23	Jan - 19	3,858.86	218.49	0.00	0.00	218.49	5.66%	New	i3 Series	Private Individual	Feb - 23
6612	Feb - 23	Jan - 19	4,468.24	252.10	0.00	0.00	252.10	5.64%	New	2 Series	Private Individual	Feb - 23
6613	Feb - 23	Jan - 19	1,109.84	121.40	0.00	0.00	121.40	10.94%	New	X2 Series	Private Individual	Feb - 23
6614	Feb - 23	Feb - 19	5,872.40	329.00	0.00	0.00	329.00	5.60%	New	3 Series	Private Individual	Feb - 23
6615	Feb - 23	Feb - 19	2,169.14	213.91	0.00	0.00	213.91	9.86%	New	X1 Series	Private Individual	Feb - 23
6616	Feb - 23	June - 19	3,570.53	336.13	0.00	0.00	336.13	9.41%	New	X3 Series	Private Individual	Feb - 23
6617	Feb - 23	July - 19	1,899.42	246.07	0.00	0.00	246.07	12.96%	New	1 Series	Private Individual	Feb - 23
6618	Feb - 23	July - 19	5,489.48	516.78	0.00	0.00	516.78	9.41%	New	3 Series	Commercial	Feb - 23
6619	Feb - 23	July - 19	2,022.04	267.58	0.00	0.00	267.58	13.23%	New	2 Series	Private Individual	Feb - 23

# Bavarian Sky S.A., Compartment German Auto Leases 6

## Monthly Investor Report

Reporting Date: Apr 11, 2023  
 Payment Date: Apr 20, 2023  
 Period No.: 21  
 Monthly Period: Mar, 2023  
 Interest Period: Mar 20, 2023 to Apr 20, 2023  
 = 31 days

### 8b. Defaulted Amount & Recovery Amount - Lease Level Data\* (Out of Deal)

	Month / Year of Default	Month / Year of Lease Origination	Discounted Lease Balance (Initial)	Discounted Lease Balance at Default **	Recovery (Current Period)	Recovery Total	Discounted Lease Balance End of Period	Net Loss in %	Vehicle Type (New / Used)	Vehicle Class	Customer Type	Out of Deal (Month / Year)
6620	Feb - 23	July - 19	2,389.57	277.04	0.00	0.00	277.04	11.59%	New	X1 Series	Private Individual	Feb - 23
6621	Feb - 23	July - 19	1,153.07	118.60	0.00	0.00	118.60	10.29%	New	3 Series	Private Individual	Feb - 23
6622	Feb - 23	July - 19	3,177.71	299.15	0.00	0.00	299.15	9.41%	New	3 Series	Private Individual	Feb - 23
6623	Feb - 23	July - 19	3,352.55	430.70	0.00	0.00	430.70	12.85%	New	5 Series	Private Individual	Feb - 23
6624	Feb - 23	July - 19	2,245.33	257.42	0.00	0.00	257.42	11.46%	New	3 Series	Private Individual	Feb - 23
6625	Feb - 23	July - 19	5,732.45	326.89	0.00	0.00	326.89	5.70%	New	2 Series	Private Individual	Feb - 23
6626	Feb - 23	July - 19	3,710.35	240.97	0.00	0.00	240.97	6.49%	New	X1 Series	Private Individual	Feb - 23
6627	Feb - 23	July - 19	2,775.18	158.82	0.00	0.00	158.82	5.72%	New	3 Series	Private Individual	Feb - 23
6628	Feb - 23	July - 19	2,257.45	264.70	0.00	0.00	264.70	11.73%	New	X2 Series	Private Individual	Feb - 23
6629	Feb - 23	July - 19	2,522.07	236.00	0.00	0.00	236.00	9.36%	New	X1 Series	Private Individual	Feb - 23
6630	Feb - 23	July - 19	4,406.18	251.26	0.00	0.00	251.26	5.70%	New	X2 Series	Private Individual	Feb - 23
6631	Feb - 23	July - 19	5,612.05	476.57	0.00	0.00	476.57	8.49%	New	5 Series	Private Individual	Feb - 23
6632	Feb - 23	July - 19	2,068.76	201.40	0.00	0.00	201.40	9.74%	New	2 Series	Private Individual	Feb - 23
6633	Feb - 23	July - 19	5,632.54	330.05	0.00	0.00	330.05	5.86%	New	X1 Series	Private Individual	Feb - 23
6634	Feb - 23	July - 19	3,669.00	27.85	0.00	0.00	27.85	0.76%	New	3 Series	Private Individual	Feb - 23
6635	Feb - 23	July - 19	6,563.51	374.95	0.00	0.00	374.95	5.71%	New	X1 Series	Commercial	Feb - 23
6636	Feb - 23	July - 19	6,448.02	367.04	0.00	0.00	367.04	5.69%	New	4 Series	Private Individual	Feb - 23
6637	Feb - 23	July - 19	3,875.94	220.63	0.00	0.00	220.63	5.69%	New	2 Series	Private Individual	Feb - 23
6638	Feb - 23	July - 19	3,341.01	190.18	0.00	0.00	190.18	5.69%	New	3 Series	Private Individual	Feb - 23
6639	Feb - 23	July - 19	2,343.03	133.61	0.00	0.00	133.61	5.70%	New	MINI Hatch	Private Individual	Feb - 23
6640	Feb - 23	July - 19	2,699.20	152.29	0.00	0.00	152.29	5.64%	New	MINI Hatch	Private Individual	Feb - 23
6641	Feb - 23	July - 19	1,296.47	159.27	0.00	0.00	159.27	12.28%	New	3 Series	Private Individual	Feb - 23
6642	Feb - 23	July - 19	5,725.62	327.67	0.00	0.00	327.67	5.72%	New	X2 Series	Private Individual	Feb - 23
6643	Feb - 23	July - 19	7,606.38	433.76	0.00	0.00	433.76	5.70%	New	3 Series	Commercial	Feb - 23
6644	Feb - 23	July - 19	3,904.40	209.90	0.00	0.00	209.90	5.38%	New	1 Series	Private Individual	Feb - 23
6645	Feb - 23	July - 19	8,944.37	100.46	0.00	0.00	100.46	1.12%	New	X6 Series	Commercial	Feb - 23
6646	Feb - 23	July - 19	9,850.19	586.91	0.00	0.00	586.91	5.96%	New	5 Series	Commercial	Feb - 23
6647	Feb - 23	July - 19	1,928.08	108.40	0.00	0.00	108.40	5.62%	New	X2 Series	Private Individual	Feb - 23
6648	Feb - 23	July - 19	11,016.65	83.61	0.00	0.00	83.61	0.76%	New	X6 Series	Commercial	Feb - 23
6649	Feb - 23	July - 19	3,389.42	193.28	0.00	0.00	193.28	5.70%	New	3 Series	Commercial	Feb - 23
6650	Feb - 23	July - 19	4,147.27	234.82	0.00	0.00	234.82	5.66%	New	X2 Series	Private Individual	Feb - 23
6651	Feb - 23	July - 19	4,844.92	292.18	0.00	0.00	292.18	6.03%	New	X2 Series	Private Individual	Feb - 23

# Bavarian Sky S.A., Compartment German Auto Leases 6

## Monthly Investor Report

Reporting Date: Apr 11, 2023  
 Payment Date: Apr 20, 2023  
 Period No.: 21  
 Monthly Period: Mar, 2023  
 Interest Period: Mar 20, 2023 to Apr 20, 2023  
 = 31 days

### 8b. Defaulted Amount & Recovery Amount - Lease Level Data\* (Out of Deal)

	Month / Year of Default	Month / Year of Lease Origination	Discounted Lease Balance (Initial)	Discounted Lease Balance at Default **	Recovery (Current Period)	Recovery Total	Discounted Lease Balance End of Period	Net Loss in %	Vehicle Type (New / Used)	Vehicle Class	Customer Type	Out of Deal (Month / Year)
6652	Feb - 23	July - 19	6,720.55	380.52	0.00	0.00	380.52	5.66%	New	3 Series	Commercial	Feb - 23
6653	Feb - 23	July - 19	3,166.18	183.17	0.00	0.00	183.17	5.79%	New	1 Series	Private Individual	Feb - 23
6654	Feb - 23	July - 19	3,741.32	209.24	0.00	0.00	209.24	5.59%	New	3 Series	Private Individual	Feb - 23
6655	Feb - 23	July - 19	2,978.88	168.07	0.00	0.00	168.07	5.64%	New	1 Series	Private Individual	Feb - 23
6656	Feb - 23	July - 19	3,622.09	204.00	0.00	0.00	204.00	5.63%	New	X1 Series	Private Individual	Feb - 23
6657	Feb - 23	July - 19	3,962.80	250.69	0.00	0.00	250.69	6.33%	New	2 Series	Private Individual	Feb - 23
6658	Feb - 23	July - 19	6,881.22	461.10	0.00	0.00	461.10	6.70%	New	4 Series	Private Individual	Feb - 23
6659	Feb - 23	July - 19	5,478.27	323.39	0.00	0.00	323.39	5.90%	New	X6 Series	Private Individual	Feb - 23
6660	Feb - 23	July - 19	6,277.04	314.30	0.00	0.00	314.30	5.01%	New	5 Series	Private Individual	Feb - 23
6661	Feb - 23	July - 19	6,237.95	350.71	0.00	0.00	350.71	5.62%	New	MINI Hatch	Private Individual	Feb - 23
6662	Feb - 23	July - 19	6,997.92	394.13	0.00	0.00	394.13	5.63%	New	6 Series	Private Individual	Feb - 23
6663	Feb - 23	July - 19	4,958.93	280.28	0.00	0.00	280.28	5.65%	New	3 Series	Private Individual	Feb - 23
6664	Feb - 23	July - 19	6,585.37	434.11	0.00	0.00	434.11	6.59%	New	5 Series	Private Individual	Feb - 23
6665	Feb - 23	July - 19	1,599.58	184.07	0.00	0.00	184.07	11.51%	New	MINI Hatch	Private Individual	Feb - 23
6666	Feb - 23	July - 19	4,606.62	262.69	0.00	0.00	262.69	5.70%	New	1 Series	Private Individual	Feb - 23
6667	Feb - 23	July - 19	5,588.23	419.14	0.00	0.00	419.14	7.50%	New	X3 Series	Commercial	Feb - 23
6668	Feb - 23	July - 19	2,181.95	122.89	0.00	0.00	122.89	5.63%	New	X2 Series	Private Individual	Feb - 23
6669	Feb - 23	July - 19	1,960.10	198.97	0.00	0.00	198.97	10.15%	New	3 Series	Private Individual	Feb - 23
6670	Feb - 23	July - 19	760.27	58.68	0.00	0.00	58.68	7.72%	New	X1 Series	Private Individual	Feb - 23
6671	Feb - 23	July - 19	7,389.60	416.19	0.00	0.00	416.19	5.63%	New	3 Series	Private Individual	Feb - 23
6672	Feb - 23	July - 19	8,189.31	466.16	0.00	0.00	466.16	5.69%	New	5 Series	Private Individual	Feb - 23
6673	Feb - 23	July - 19	5,012.37	282.80	0.00	0.00	282.80	5.64%	New	3 Series	Private Individual	Feb - 23
6674	Feb - 23	July - 19	5,023.00	283.40	0.00	0.00	283.40	5.64%	New	2 Series	Private Individual	Feb - 23
6675	Feb - 23	July - 19	764.44	93.91	0.00	0.00	93.91	12.28%	New	1 Series	Private Individual	Feb - 23
6676	Feb - 23	July - 19	2,859.41	236.41	0.00	0.00	236.41	8.27%	New	3 Series	Private Individual	Feb - 23
6677	Feb - 23	July - 19	3,986.63	374.17	0.00	0.00	374.17	9.39%	New	4 Series	Private Individual	Feb - 23
6678	Feb - 23	July - 19	4,111.81	231.99	0.00	0.00	231.99	5.64%	New	4 Series	Private Individual	Feb - 23
6679	Feb - 23	July - 19	3,726.49	209.88	0.00	0.00	209.88	5.63%	New	3 Series	Private Individual	Feb - 23
6680	Feb - 23	July - 19	2,039.49	269.89	0.00	0.00	269.89	13.23%	New	5 Series	Private Individual	Feb - 23
6681	Feb - 23	July - 19	6,656.39	330.04	0.00	0.00	330.04	4.96%	New	2 Series	Private Individual	Feb - 23
6682	Feb - 23	Aug - 19	5,563.05	313.87	0.00	0.00	313.87	5.64%	New	X2 Series	Private Individual	Feb - 23
6683	Feb - 23	Aug - 19	3,730.05	210.08	0.00	0.00	210.08	5.63%	New	2 Series	Private Individual	Feb - 23

# Bavarian Sky S.A., Compartment German Auto Leases 6

## Monthly Investor Report

Reporting Date:	Apr 11, 2023
Payment Date:	Apr 20, 2023
Period No.:	21
Monthly Period:	Mar, 2023
Interest Period:	Mar 20, 2023 to Apr 20, 2023 = 31 days

### 8b. Defaulted Amount & Recovery Amount - Lease Level Data\* (Out of Deal)

	Month / Year of Default	Month / Year of Lease Origination	Discounted Lease Balance (Initial)	Discounted Lease Balance at Default **	Recovery (Current Period)	Recovery Total	Discounted Lease Balance End of Period	Net Loss in %	Vehicle Type (New / Used)	Vehicle Class	Customer Type	Out of Deal (Month / Year)
6684	Feb - 23	Aug - 19	5,152.23	39.10	0.00	0.00	39.10	0.76%	New	X1 Series	Private Individual	Feb - 23
6685	Feb - 23	Dec - 19	2,860.15	275.08	0.00	0.00	275.08	9.62%	New	5 Series	Private Individual	Feb - 23
6686	Feb - 23	Dec - 19	8,918.88	332.25	0.00	0.00	332.25	3.73%	New	3 Series	Commercial	Feb - 23
6687	Feb - 23	Dec - 19	3,919.52	275.50	0.00	0.00	275.50	7.03%	New	3 Series	Private Individual	Feb - 23
6688	Feb - 23	Dec - 19	8,750.44	326.33	0.00	0.00	326.33	3.73%	New	3 Series	Commercial	Feb - 23
6689	Feb - 23	Dec - 19	6,295.54	368.90	0.00	0.00	368.90	5.86%	New	MINI Hatch	Private Individual	Feb - 23
6690	Feb - 23	Dec - 19	6,498.95	380.12	0.00	0.00	380.12	5.85%	New	2 Series	Private Individual	Feb - 23
6691	Feb - 23	Dec - 19	3,475.38	229.00	0.00	0.00	229.00	6.59%	New	X2 Series	Commercial	Feb - 23
6692	Feb - 23	Dec - 19	7,552.60	442.56	0.00	0.00	442.56	5.86%	New	5 Series	Commercial	Feb - 23
6693	Feb - 23	Dec - 19	17,293.72	640.62	0.00	0.00	640.62	3.70%	New	X5 Series	Commercial	Feb - 23
6694	Feb - 23	Dec - 19	4,166.56	114.06	0.00	0.00	114.06	2.74%	New	1 Series	Private Individual	Feb - 23
6695	Feb - 23	Dec - 19	1,001.37	58.57	0.00	0.00	58.57	5.85%	New	1 Series	Private Individual	Feb - 23
6696	Feb - 23	Dec - 19	13,365.69	469.91	0.00	0.00	469.91	3.52%	New	5 Series	Private Individual	Feb - 23
6697	Feb - 23	Dec - 19	9,432.04	552.69	0.00	0.00	552.69	5.86%	New	5 Series	Commercial	Feb - 23
6698	Feb - 23	Dec - 19	6,987.37	24.60	0.00	0.00	24.60	0.35%	New	X5 Series	Commercial	Feb - 23
6699	Feb - 23	Dec - 19	4,158.91	243.70	0.00	0.00	243.70	5.86%	New	1 Series	Private Individual	Feb - 23
6700	Feb - 23	Dec - 19	1,869.11	220.00	0.00	0.00	220.00	11.77%	New	2 Series	Private Individual	Feb - 23
6701	Feb - 23	Dec - 19	5,732.49	335.29	0.00	0.00	335.29	5.85%	New	X2 Series	Private Individual	Feb - 23
6702	Feb - 23	Dec - 19	3,570.82	209.24	0.00	0.00	209.24	5.86%	New	X2 Series	Private Individual	Feb - 23
6703	Feb - 23	Dec - 19	5,277.87	308.70	0.00	0.00	308.70	5.85%	New	X1 Series	Commercial	Feb - 23
6704	Feb - 23	Dec - 19	4,900.48	576.80	0.00	0.00	576.80	11.77%	New	X3 Series	Private Individual	Feb - 23
6705	Feb - 23	Dec - 19	3,722.03	218.10	0.00	0.00	218.10	5.86%	New	MINI Hatch	Private Individual	Feb - 23
6706	Feb - 23	Dec - 19	7,875.27	13.09	0.00	0.00	13.09	0.17%	New	1 Series	Private Individual	Feb - 23
6707	Feb - 23	Dec - 19	3,334.65	95.17	0.00	0.00	95.17	2.85%	New	X1 Series	Private Individual	Feb - 23
6708	Feb - 23	Dec - 19	8,552.13	529.41	0.00	0.00	529.41	6.19%	New	4 Series	Private Individual	Feb - 23
6709	Feb - 23	Dec - 19	4,089.97	151.51	0.00	0.00	151.51	3.70%	New	1 Series	Commercial	Feb - 23
6710	Feb - 23	Dec - 19	5,989.80	350.34	0.00	0.00	350.34	5.85%	New	2 Series	Private Individual	Feb - 23
6711	Feb - 23	Dec - 19	20,357.86	1,190.72	0.00	0.00	1,190.72	5.85%	New	X7 Series	Private Individual	Feb - 23
6712	Feb - 23	Dec - 19	2,197.21	175.97	0.00	0.00	175.97	8.01%	New	X2 Series	Private Individual	Feb - 23
6713	Feb - 23	Dec - 19	6,504.43	240.95	0.00	0.00	240.95	3.70%	New	3 Series	Commercial	Feb - 23
6714	Feb - 23	Dec - 19	4,359.88	253.61	0.00	0.00	253.61	5.82%	New	1 Series	Commercial	Feb - 23
6715	Feb - 23	Dec - 19	9,502.14	552.73	0.00	0.00	552.73	5.82%	New	5 Series	Commercial	Feb - 23

# Bavarian Sky S.A., Compartment German Auto Leases 6

## Monthly Investor Report

Reporting Date: Apr 11, 2023  
 Payment Date: Apr 20, 2023  
 Period No.: 21  
 Monthly Period: Mar, 2023  
 Interest Period: Mar 20, 2023 to Apr 20, 2023  
 = 31 days

### 8b. Defaulted Amount & Recovery Amount - Lease Level Data\* (Out of Deal)

	Month / Year of Default	Month / Year of Lease Origination	Discounted Lease Balance (Initial)	Discounted Lease Balance at Default **	Recovery (Current Period)	Recovery Total	Discounted Lease Balance End of Period	Net Loss in %	Vehicle Type (New / Used)	Vehicle Class	Customer Type	Out of Deal (Month / Year)
6716	Feb - 23	Dec - 19	1,704.63	200.64	0.00	0.00	200.64	11.77%	New	1 Series	Private Individual	Feb - 23
6717	Feb - 23	Dec - 19	3,893.03	228.12	0.00	0.00	228.12	5.86%	New	MINI Hatch	Commercial	Feb - 23
6718	Feb - 23	Dec - 19	6,147.41	360.22	0.00	0.00	360.22	5.86%	New	1 Series	Private Individual	Feb - 23
6719	Feb - 23	Dec - 19	692.69	24.27	0.00	0.00	24.27	3.50%	New	MINI Hatch	Private Individual	Feb - 23
6720	Feb - 23	Dec - 19	6,177.87	361.34	0.00	0.00	361.34	5.85%	New	1 Series	Commercial	Feb - 23
6721	Feb - 23	Dec - 19	7,315.89	428.69	0.00	0.00	428.69	5.86%	New	3 Series	Commercial	Feb - 23
6722	Feb - 23	Dec - 19	14,412.33	844.52	0.00	0.00	844.52	5.86%	New	X5 Series	Commercial	Feb - 23
6723	Feb - 23	Dec - 19	4,927.73	288.22	0.00	0.00	288.22	5.85%	New	X2 Series	Commercial	Feb - 23
6724	Feb - 23	Dec - 19	2,763.81	368.91	0.00	0.00	368.91	13.35%	New	MINI Hatch	Private Individual	Feb - 23
6725	Feb - 23	Dec - 19	4,573.99	267.53	0.00	0.00	267.53	5.85%	New	5 Series	Commercial	Feb - 23
6726	Feb - 23	Dec - 19	7,771.49	454.55	0.00	0.00	454.55	5.85%	New	5 Series	Commercial	Feb - 23
6727	Feb - 23	Dec - 19	11,766.40	688.21	0.00	0.00	688.21	5.85%	New	5 Series	Private Individual	Feb - 23
6728	Feb - 23	Jan - 20	14,239.32	832.85	0.00	0.00	832.85	5.85%	New	X3 Series	Commercial	Feb - 23
6729	Feb - 23	Jan - 20	10,081.05	590.72	0.00	0.00	590.72	5.86%	New	5 Series	Commercial	Feb - 23
6730	Feb - 23	Jan - 20	6,898.20	484.87	0.00	0.00	484.87	7.03%	New	2 Series	Private Individual	Feb - 23
6731	Feb - 23	Jan - 20	4,334.09	252.11	0.00	0.00	252.11	5.82%	New	X2 Series	Private Individual	Feb - 23
6732	Feb - 23	Jan - 20	10,755.49	630.24	0.00	0.00	630.24	5.86%	New	5 Series	Commercial	Feb - 23
6733	Feb - 23	Jan - 20	3,750.97	218.19	0.00	0.00	218.19	5.82%	New	X1 Series	Private Individual	Feb - 23
6734	Feb - 23	Jan - 20	10,115.96	863.30	0.00	0.00	863.30	8.53%	New	8 Series	Commercial	Feb - 23
6735	Feb - 23	Jan - 20	5,124.65	353.22	0.00	0.00	353.22	6.89%	New	MINI Hatch	Commercial	Feb - 23
6736	Feb - 23	Jan - 20	12,822.83	750.00	0.00	0.00	750.00	5.85%	New	X3 Series	Private Individual	Feb - 23
6737	Feb - 23	Jan - 20	5,544.34	320.17	0.00	0.00	320.17	5.77%	New	X1 Series	Private Individual	Feb - 23
6738	Feb - 23	Jan - 20	5,056.30	294.12	0.00	0.00	294.12	5.82%	New	5 Series	Private Individual	Feb - 23
6739	Feb - 23	Jan - 20	15,085.62	882.35	0.00	0.00	882.35	5.85%	New	X5 Series	Commercial	Feb - 23
6740	Feb - 23	Jan - 20	8,532.85	500.00	0.00	0.00	500.00	5.86%	New	3 Series	Commercial	Feb - 23
6741	Feb - 23	Jan - 20	7,153.26	419.16	0.00	0.00	419.16	5.86%	New	4 Series	Private Individual	Feb - 23
6742	Feb - 23	Jan - 20	6,573.57	533.63	0.00	0.00	533.63	8.12%	New	5 Series	Private Individual	Feb - 23
6743	Feb - 23	Jan - 20	18,939.39	1,087.78	0.00	0.00	1,087.78	5.74%	New	5 Series	Commercial	Feb - 23
6744	Feb - 23	Jan - 20	5,405.73	379.12	0.00	0.00	379.12	7.01%	New	MINI Hatch	Commercial	Feb - 23
6745	Feb - 23	Jan - 20	5,817.60	335.95	0.00	0.00	335.95	5.77%	New	i3 Series	Commercial	Feb - 23
6746	Feb - 23	Jan - 20	2,737.86	363.87	0.00	0.00	363.87	13.29%	New	X3 Series	Commercial	Feb - 23
6747	Feb - 23	Jan - 20	9,757.49	571.76	0.00	0.00	571.76	5.86%	New	5 Series	Private Individual	Feb - 23

# Bavarian Sky S.A., Compartment German Auto Leases 6

## Monthly Investor Report

Reporting Date: Apr 11, 2023  
 Payment Date: Apr 20, 2023  
 Period No.: 21  
 Monthly Period: Mar, 2023  
 Interest Period: Mar 20, 2023 to Apr 20, 2023  
 = 31 days

### 8b. Defaulted Amount & Recovery Amount - Lease Level Data\* (Out of Deal)

	Month / Year of Default	Month / Year of Lease Origination	Discounted Lease Balance (Initial)	Discounted Lease Balance at Default **	Recovery (Current Period)	Recovery Total	Discounted Lease Balance End of Period	Net Loss in %	Vehicle Type (New / Used)	Vehicle Class	Customer Type	Out of Deal (Month / Year)
6748	Feb - 23	Jan - 20	1,300.07	122.02	0.00	0.00	122.02	9.39%	New	MINI Clubman	Private Individual	Feb - 23
6749	Feb - 23	Jan - 20	5,640.50	329.91	0.00	0.00	329.91	5.85%	New	MINI Hatch	Private Individual	Feb - 23
6750	Feb - 23	Jan - 20	9,723.29	568.71	0.00	0.00	568.71	5.85%	New	3 Series	Commercial	Feb - 23
6751	Feb - 23	Jan - 20	5,758.95	1,355.39	0.00	0.00	1,355.39	23.54%	New	5 Series	Private Individual	Feb - 23
6752	Feb - 23	Jan - 20	821.71	48.15	0.00	0.00	48.15	5.86%	New	1 Series	Commercial	Feb - 23
6753	Feb - 23	Jan - 20	4,144.84	487.86	0.00	0.00	487.86	11.77%	New	3 Series	Commercial	Feb - 23
6754	Feb - 23	Jan - 20	2,225.19	167.23	0.00	0.00	167.23	7.52%	New	MINI Clubman	Private Individual	Feb - 23
6755	Feb - 23	Jan - 20	1,950.44	114.29	0.00	0.00	114.29	5.86%	New	1 Series	Private Individual	Feb - 23
6756	Feb - 23	Jan - 20	2,313.96	142.41	0.00	0.00	142.41	6.15%	New	MINI Hatch	Private Individual	Feb - 23
6757	Feb - 23	Jan - 20	4,841.41	149.09	0.00	0.00	149.09	3.08%	Used	3 Series	Commercial	Feb - 23
6758	Feb - 23	Jan - 20	3,680.53	254.17	0.00	0.00	254.17	6.91%	New	3 Series	Private Individual	Feb - 23
6759	Feb - 23	Jan - 20	6,761.78	547.49	0.00	0.00	547.49	8.10%	New	3 Series	Commercial	Feb - 23
6760	Feb - 23	Jan - 20	15,753.12	899.92	0.00	0.00	899.92	5.71%	New	3 Series	Commercial	Feb - 23
6761	Feb - 23	Jan - 20	9,225.76	539.61	0.00	0.00	539.61	5.85%	New	5 Series	Commercial	Feb - 23
6762	Feb - 23	Jan - 20	5,452.11	311.46	0.00	0.00	311.46	5.71%	New	X1 Series	Private Individual	Feb - 23
6763	Feb - 23	Jan - 20	2,075.53	825.32	0.00	0.00	825.32	39.76%	New	5 Series	Commercial	Feb - 23
6764	Feb - 23	Jan - 20	6,061.29	11.52	0.00	0.00	11.52	0.19%	New	5 Series	Private Individual	Feb - 23
6765	Feb - 23	Jan - 20	8,820.94	664.51	0.00	0.00	664.51	7.53%	New	3 Series	Commercial	Feb - 23
6766	Feb - 23	Jan - 20	4,784.29	279.83	0.00	0.00	279.83	5.85%	New	5 Series	Commercial	Feb - 23
6767	Feb - 23	Jan - 20	3,350.59	192.44	0.00	0.00	192.44	5.74%	New	2 Series	Private Individual	Feb - 23
6768	Feb - 23	Jan - 20	4,295.82	251.26	0.00	0.00	251.26	5.85%	New	X1 Series	Commercial	Feb - 23
6769	Feb - 23	Jan - 20	12,290.56	714.93	0.00	0.00	714.93	5.82%	New	1 Series	Commercial	Feb - 23
6770	Feb - 23	Jan - 20	8,390.01	491.63	0.00	0.00	491.63	5.86%	New	3 Series	Commercial	Feb - 23
6771	Feb - 23	Jan - 20	9,309.17	28.29	0.00	0.00	28.29	0.30%	New	X3 Series	Commercial	Feb - 23
6772	Feb - 23	Jan - 20	3,611.55	210.08	0.00	0.00	210.08	5.82%	New	X2 Series	Private Individual	Feb - 23
6773	Feb - 23	Jan - 20	2,437.52	288.00	0.00	0.00	288.00	11.82%	New	MINI Hatch	Commercial	Feb - 23
6774	Feb - 23	Jan - 20	2,023.87	163.87	0.00	0.00	163.87	8.10%	New	1 Series	Private Individual	Feb - 23
6775	Feb - 23	Jan - 20	2,969.08	173.66	0.00	0.00	173.66	5.85%	New	1 Series	Private Individual	Feb - 23
6776	Feb - 23	Jan - 20	3,861.39	336.13	0.00	0.00	336.13	8.70%	New	X3 Series	Private Individual	Feb - 23
6777	Feb - 23	Jan - 20	8,752.51	450.00	0.00	0.00	450.00	5.14%	New	5 Series	Commercial	Feb - 23
6778	Feb - 23	Jan - 20	3,160.57	184.86	0.00	0.00	184.86	5.85%	New	1 Series	Private Individual	Feb - 23
6779	Feb - 23	Jan - 20	9,866.40	691.96	0.00	0.00	691.96	7.01%	New	5 Series	Commercial	Feb - 23

# Bavarian Sky S.A., Compartment German Auto Leases 6

## Monthly Investor Report

Reporting Date: Apr 11, 2023  
 Payment Date: Apr 20, 2023  
 Period No.: 21  
 Monthly Period: Mar, 2023  
 Interest Period: Mar 20, 2023 to Apr 20, 2023  
 = 31 days

### 8b. Defaulted Amount & Recovery Amount - Lease Level Data\* (Out of Deal)

	Month / Year of Default	Month / Year of Lease Origination	Discounted Lease Balance (Initial)	Discounted Lease Balance at Default **	Recovery (Current Period)	Recovery Total	Discounted Lease Balance End of Period	Net Loss in %	Vehicle Type (New / Used)	Vehicle Class	Customer Type	Out of Deal (Month / Year)
6780	Feb - 23	Jan - 20	20,123.73	1,248.17	0.00	0.00	1,248.17	6.20%	New	X7 Series	Commercial	Feb - 23
6781	Feb - 23	Jan - 20	5,065.07	294.63	0.00	0.00	294.63	5.82%	New	X1 Series	Private Individual	Feb - 23
6782	Feb - 23	Jan - 20	10,292.46	354.55	0.00	0.00	354.55	3.44%	New	3 Series	Commercial	Feb - 23
6783	Feb - 23	Jan - 20	9,751.86	76.19	0.00	0.00	76.19	0.78%	New	3 Series	Commercial	Feb - 23
6784	Feb - 23	Jan - 20	4,053.71	172.92	0.00	0.00	172.92	4.27%	New	1 Series	Commercial	Feb - 23
6785	Feb - 23	Jan - 20	3,205.20	13.73	0.00	0.00	13.73	0.43%	New	X3 Series	Commercial	Feb - 23
6786	Feb - 23	Jan - 20	11,967.97	443.33	0.00	0.00	443.33	3.70%	New	X4 Series	Commercial	Feb - 23
6787	Feb - 23	Jan - 20	3,157.15	156.96	0.00	0.00	156.96	4.97%	New	5 Series	Private Individual	Feb - 23
6788	Feb - 23	Jan - 20	7,236.22	414.12	0.00	0.00	414.12	5.72%	New	X1 Series	Commercial	Feb - 23
6789	Feb - 23	Jan - 20	2,353.01	134.66	0.00	0.00	134.66	5.72%	New	MINI Clubman	Commercial	Feb - 23
6790	Feb - 23	Jan - 20	1,495.43	109.00	0.00	0.00	109.00	7.29%	New	MINI Hatch	Commercial	Feb - 23
6791	Feb - 23	Jan - 20	10,241.17	28.78	0.00	0.00	28.78	0.28%	New	5 Series	Commercial	Feb - 23
6792	Feb - 23	Jan - 20	2,417.53	322.69	0.00	0.00	322.69	13.35%	New	3 Series	Private Individual	Feb - 23
6793	Feb - 23	Jan - 20	18,999.61	72.36	0.00	0.00	72.36	0.38%	New	X5 Series	Commercial	Feb - 23
6794	Feb - 23	Jan - 20	3,180.59	185.69	0.00	0.00	185.69	5.84%	New	1 Series	Commercial	Feb - 23
6795	Feb - 23	Jan - 20	8,549.39	497.31	0.00	0.00	497.31	5.82%	New	X1 Series	Commercial	Feb - 23
6796	Feb - 23	Jan - 20	5,466.77	310.08	0.00	0.00	310.08	5.67%	New	MINI Hatch	Private Individual	Feb - 23
6797	Feb - 23	Jan - 20	26,604.58	1,558.95	0.00	0.00	1,558.95	5.86%	New	Group Others	Private Individual	Feb - 23
6798	Feb - 23	Jan - 20	14,565.83	621.34	0.00	0.00	621.34	4.27%	New	X7 Series	Commercial	Feb - 23
6799	Feb - 23	Jan - 20	2,640.08	297.17	0.00	0.00	297.17	11.26%	New	i3 Series	Private Individual	Feb - 23
6800	Feb - 23	Jan - 20	3,382.77	204.62	0.00	0.00	204.62	6.05%	New	2 Series	Commercial	Feb - 23
6801	Feb - 23	Jan - 20	16,872.86	988.70	0.00	0.00	988.70	5.86%	New	5 Series	Commercial	Feb - 23
6802	Feb - 23	Jan - 20	11,126.74	630.00	0.00	0.00	630.00	5.66%	New	8 Series	Commercial	Feb - 23
6803	Feb - 23	Jan - 20	2,757.75	156.70	0.00	0.00	156.70	5.68%	New	1 Series	Private Individual	Feb - 23
6804	Feb - 23	Jan - 20	4,316.20	247.90	0.00	0.00	247.90	5.74%	New	5 Series	Private Individual	Feb - 23
6805	Feb - 23	Jan - 20	7,150.02	410.66	0.00	0.00	410.66	5.74%	New	4 Series	Private Individual	Feb - 23
6806	Feb - 23	Jan - 20	8,390.52	780.44	0.00	0.00	780.44	9.30%	New	X3 Series	Commercial	Feb - 23
6807	Feb - 23	Jan - 20	3,301.94	168.14	0.00	0.00	168.14	5.09%	New	1 Series	Commercial	Feb - 23
6808	Feb - 23	Jan - 20	3,074.57	179.83	0.00	0.00	179.83	5.85%	New	X2 Series	Commercial	Feb - 23
6809	Feb - 23	Jan - 20	2,259.04	132.13	0.00	0.00	132.13	5.85%	New	X2 Series	Commercial	Feb - 23
6810	Feb - 23	Jan - 20	5,324.67	312.01	0.00	0.00	312.01	5.86%	New	X3 Series	Private Individual	Feb - 23
6811	Feb - 23	Jan - 20	1,009.75	59.06	0.00	0.00	59.06	5.85%	New	X2 Series	Commercial	Feb - 23



# Bavarian Sky S.A., Compartment German Auto Leases 6

## Monthly Investor Report

Reporting Date: Apr 11, 2023  
 Payment Date: Apr 20, 2023  
 Period No.: 21  
 Monthly Period: Mar, 2023  
 Interest Period: Mar 20, 2023 to Apr 20, 2023  
 = 31 days

### 8b. Defaulted Amount & Recovery Amount - Lease Level Data\* (Out of Deal)

	Month / Year of Default	Month / Year of Lease Origination	Discounted Lease Balance (Initial)	Discounted Lease Balance at Default **	Recovery (Current Period)	Recovery Total	Discounted Lease Balance End of Period	Net Loss in %	Vehicle Type (New / Used)	Vehicle Class	Customer Type	Out of Deal (Month / Year)
6812	Feb - 23	Jan - 20	8,751.99	499.97	0.00	0.00	499.97	5.71%	New	X3 Series	Private Individual	Feb - 23
6813	Feb - 23	Jan - 20	3,828.04	223.90	0.00	0.00	223.90	5.85%	New	MINI Clubman	Private Individual	Feb - 23
6814	Feb - 23	Jan - 20	9,764.16	929.70	0.00	0.00	929.70	9.52%	New	X3 Series	Private Individual	Feb - 23
6815	Feb - 23	Jan - 20	4,453.04	252.58	0.00	0.00	252.58	5.67%	New	1 Series	Private Individual	Feb - 23
6816	Feb - 23	Jan - 20	5,675.04	331.93	0.00	0.00	331.93	5.85%	New	X3 Series	Commercial	Feb - 23
6817	Feb - 23	Jan - 20	4,571.15	462.51	0.00	0.00	462.51	10.12%	New	5 Series	Private Individual	Feb - 23
6818	Feb - 23	Jan - 20	4,486.72	256.31	0.00	0.00	256.31	5.71%	New	MINI Clubman	Commercial	Feb - 23
6819	Feb - 23	Jan - 20	1,140.36	88.67	0.00	0.00	88.67	7.78%	New	MINI Hatch	Commercial	Feb - 23
6820	Feb - 23	Jan - 20	7,270.89	425.27	0.00	0.00	425.27	5.85%	New	5 Series	Private Individual	Feb - 23
6821	Feb - 23	Jan - 20	4,364.01	253.85	0.00	0.00	253.85	5.82%	New	5 Series	Private Individual	Feb - 23
6822	Feb - 23	Jan - 20	4,429.76	226.13	0.00	0.00	226.13	5.10%	New	2 Series	Commercial	Feb - 23
6823	Feb - 23	Jan - 20	20,976.20	1,185.58	0.00	0.00	1,185.58	5.65%	New	X3 Series	Commercial	Feb - 23
6824	Feb - 23	Jan - 20	5,144.62	233.03	0.00	0.00	233.03	4.53%	New	2 Series	Private Individual	Feb - 23
6825	Feb - 23	Jan - 20	18,592.55	1,049.00	0.00	0.00	1,049.00	5.64%	New	4 Series	Commercial	Feb - 23
6826	Feb - 23	Jan - 20	7,737.36	438.87	0.00	0.00	438.87	5.67%	New	X3 Series	Private Individual	Feb - 23
6827	Feb - 23	Jan - 20	23,465.05	310.01	0.00	0.00	310.01	1.32%	New	X6 Series	Commercial	Feb - 23
6828	Feb - 23	Jan - 20	965.98	56.50	0.00	0.00	56.50	5.85%	New	5 Series	Commercial	Feb - 23
6829	Feb - 23	Jan - 20	4,322.49	252.82	0.00	0.00	252.82	5.85%	New	X2 Series	Commercial	Feb - 23
6830	Feb - 23	Jan - 20	7,007.42	270.15	0.00	0.00	270.15	3.86%	New	5 Series	Commercial	Feb - 23
6831	Feb - 23	Jan - 20	7,550.28	425.99	0.00	0.00	425.99	5.64%	New	3 Series	Private Individual	Feb - 23
6832	Feb - 23	Jan - 20	4,524.20	374.17	0.00	0.00	374.17	8.27%	New	5 Series	Commercial	Feb - 23
6833	Feb - 23	Jan - 20	6,366.97	324.45	0.00	0.00	324.45	5.10%	New	X1 Series	Private Individual	Feb - 23
6834	Feb - 23	Jan - 20	1,925.92	109.24	0.00	0.00	109.24	5.67%	New	MINI Hatch	Commercial	Feb - 23
6835	Feb - 23	Jan - 20	12,836.83	1,404.16	0.00	0.00	1,404.16	10.94%	New	7 Series	Commercial	Feb - 23
6836	Feb - 23	Jan - 20	3,061.07	179.37	0.00	0.00	179.37	5.86%	New	MINI Hatch	Commercial	Feb - 23
6837	Feb - 23	Jan - 20	3,695.14	209.22	0.00	0.00	209.22	5.66%	New	MINI Hatch	Private Individual	Feb - 23
6838	Feb - 23	Jan - 20	2,232.16	91.77	0.00	0.00	91.77	4.11%	New	5 Series	Private Individual	Feb - 23
6839	Feb - 23	Jan - 20	16,783.00	976.25	0.00	0.00	976.25	5.82%	New	5 Series	Commercial	Feb - 23
6840	Feb - 23	Jan - 20	4,430.31	249.96	0.00	0.00	249.96	5.64%	New	X2 Series	Commercial	Feb - 23
6841	Feb - 23	Jan - 20	4,287.93	251.26	0.00	0.00	251.26	5.86%	New	X2 Series	Private Individual	Feb - 23
6842	Feb - 23	Jan - 20	6,854.34	398.71	0.00	0.00	398.71	5.82%	New	X3 Series	Private Individual	Feb - 23
6843	Feb - 23	Jan - 20	3,936.64	49.14	0.00	0.00	49.14	1.25%	New	X1 Series	Private Individual	Feb - 23

**Bavarian Sky S.A., Compartment German Auto Leases 6**  
**Monthly Investor Report**

Reporting Date: Apr 11, 2023  
 Payment Date: Apr 20, 2023  
 Period No.: 21  
 Monthly Period: Mar, 2023  
 Interest Period: Mar 20, 2023 to Apr 20, 2023  
 = 31 days

**8b. Defaulted Amount & Recovery Amount - Lease Level Data\* (Out of Deal)**

	Month / Year of Default	Month / Year of Lease Origination	Discounted Lease Balance (Initial)	Discounted Lease Balance at Default **	Recovery (Current Period)	Recovery Total	Discounted Lease Balance End of Period	Net Loss in %	Vehicle Type (New / Used)	Vehicle Class	Customer Type	Out of Deal (Month / Year)
6844	Feb - 23	Jan - 20	17,083.66	969.00	0.00	0.00	969.00	5.67%	New	X5 Series	Commercial	Feb - 23
6845	Feb - 23	Jan - 20	1,255.50	54.86	0.00	0.00	54.86	4.37%	New	1 Series	Private Individual	Feb - 23
6846	Feb - 23	Jan - 20	2,438.73	142.64	0.00	0.00	142.64	5.85%	New	1 Series	Private Individual	Feb - 23
6847	Feb - 23	Jan - 20	12,031.62	879.00	0.00	0.00	879.00	7.31%	New	5 Series	Commercial	Feb - 23
6848	Feb - 23	Jan - 20	2,108.59	123.33	0.00	0.00	123.33	5.85%	New	X2 Series	Commercial	Feb - 23
6849	Feb - 23	Jan - 20	9,624.46	607.64	0.00	0.00	607.64	6.31%	New	3 Series	Commercial	Feb - 23
6850	Feb - 23	Jan - 20	12,114.57	683.51	0.00	0.00	683.51	5.64%	New	5 Series	Commercial	Feb - 23
6851	Feb - 23	Jan - 20	8,217.91	486.92	0.00	0.00	486.92	5.93%	New	i3 Series	Commercial	Feb - 23
6852	Feb - 23	Jan - 20	5,600.27	315.97	0.00	0.00	315.97	5.64%	New	5 Series	Commercial	Feb - 23
6853	Feb - 23	Jan - 20	5,646.72	465.63	0.00	0.00	465.63	8.25%	New	5 Series	Commercial	Feb - 23
6854	Feb - 23	Jan - 20	3,728.68	218.49	0.00	0.00	218.49	5.86%	New	4 Series	Private Individual	Feb - 23
6855	Feb - 23	Jan - 20	6,659.55	390.23	0.00	0.00	390.23	5.86%	New	3 Series	Private Individual	Feb - 23
6856	Feb - 23	Jan - 20	2,038.53	173.11	0.00	0.00	173.11	8.49%	New	X2 Series	Private Individual	Feb - 23
6857	Feb - 23	Jan - 20	7,728.98	576.72	0.00	0.00	576.72	7.46%	New	5 Series	Commercial	Feb - 23
6858	Feb - 23	Jan - 20	5,672.61	329.97	0.00	0.00	329.97	5.82%	New	X1 Series	Commercial	Feb - 23
6859	Feb - 23	Jan - 20	7,262.06	12.51	0.00	0.00	12.51	0.17%	New	MINI Hatch	Commercial	Feb - 23
6860	Feb - 23	Jan - 20	7,129.30	404.38	0.00	0.00	404.38	5.67%	New	3 Series	Commercial	Feb - 23
6861	Feb - 23	Jan - 20	12,298.37	3,665.34	0.00	0.00	3,665.34	29.80%	New	X3 Series	Commercial	Feb - 23
6862	Feb - 23	Jan - 20	9,548.08	539.66	0.00	0.00	539.66	5.65%	New	3 Series	Commercial	Feb - 23
6863	Feb - 23	Jan - 20	7,819.50	441.18	0.00	0.00	441.18	5.64%	New	X2 Series	Private Individual	Feb - 23
6864	Feb - 23	Jan - 20	5,457.54	317.46	0.00	0.00	317.46	5.82%	New	3 Series	Private Individual	Feb - 23
6865	Feb - 23	Jan - 20	11,114.43	167.52	0.00	0.00	167.52	1.51%	New	X3 Series	Commercial	Feb - 23
6866	Feb - 23	Jan - 20	7,784.82	440.00	0.00	0.00	440.00	5.65%	New	X3 Series	Commercial	Feb - 23
6867	Feb - 23	Jan - 20	3,521.57	42.74	0.00	0.00	42.74	1.21%	New	1 Series	Private Individual	Feb - 23
6868	Feb - 23	Jan - 20	21,916.77	811.87	0.00	0.00	811.87	3.70%	New	5 Series	Commercial	Feb - 23
6869	Feb - 23	Jan - 20	6,008.95	463.79	0.00	0.00	463.79	7.72%	New	X3 Series	Commercial	Feb - 23
6870	Feb - 23	Jan - 20	6,169.25	361.50	0.00	0.00	361.50	5.86%	New	MINI Hatch	Commercial	Feb - 23
6871	Feb - 23	Jan - 20	11,501.68	657.05	0.00	0.00	657.05	5.71%	New	5 Series	Private Individual	Feb - 23
6872	Feb - 23	Jan - 20	2,116.16	150.42	0.00	0.00	150.42	7.11%	New	X2 Series	Commercial	Feb - 23
6873	Feb - 23	Jan - 20	9,656.47	116.50	0.00	0.00	116.50	1.21%	New	5 Series	Commercial	Feb - 23
6874	Feb - 23	Jan - 20	8,874.33	503.36	0.00	0.00	503.36	5.67%	New	7 Series	Commercial	Feb - 23
6875	Feb - 23	Jan - 20	4,934.37	289.14	0.00	0.00	289.14	5.86%	New	2 Series	Private Individual	Feb - 23

# Bavarian Sky S.A., Compartment German Auto Leases 6

## Monthly Investor Report

Reporting Date:	Apr 11, 2023
Payment Date:	Apr 20, 2023
Period No.:	21
Monthly Period:	Mar, 2023
Interest Period:	Mar 20, 2023 to Apr 20, 2023 = 31 days

### 8b. Defaulted Amount & Recovery Amount - Lease Level Data\* (Out of Deal)

	Month / Year of Default	Month / Year of Lease Origination	Discounted Lease Balance (Initial)	Discounted Lease Balance at Default **	Recovery (Current Period)	Recovery Total	Discounted Lease Balance End of Period	Net Loss in %	Vehicle Type (New / Used)	Vehicle Class	Customer Type	Out of Deal (Month / Year)
6876	Feb - 23	Jan - 20	8,151.17	457.47	0.00	0.00	457.47	5.61%	New	5 Series	Private Individual	Feb - 23
6877	Feb - 23	Jan - 20	10,501.55	593.55	0.00	0.00	593.55	5.65%	New	X3 Series	Commercial	Feb - 23
6878	Feb - 23	Jan - 20	3,697.95	201.69	0.00	0.00	201.69	5.45%	New	MINI Hatch	Private Individual	Feb - 23
6879	Feb - 23	Jan - 20	8,643.85	484.27	0.00	0.00	484.27	5.60%	New	3 Series	Commercial	Feb - 23
6880	Feb - 23	Jan - 20	4,874.22	276.47	0.00	0.00	276.47	5.67%	New	5 Series	Private Individual	Feb - 23
6881	Feb - 23	Jan - 20	3,542.45	203.46	0.00	0.00	203.46	5.74%	New	1 Series	Commercial	Feb - 23
6882	Feb - 23	Jan - 20	3,867.87	219.00	0.00	0.00	219.00	5.66%	New	1 Series	Commercial	Feb - 23
6883	Feb - 23	Jan - 20	3,865.69	218.49	0.00	0.00	218.49	5.65%	New	X1 Series	Private Individual	Feb - 23
6884	Feb - 23	Jan - 20	7,885.80	444.92	0.00	0.00	444.92	5.64%	New	X1 Series	Private Individual	Feb - 23
6885	Feb - 23	Jan - 20	13,852.43	776.08	0.00	0.00	776.08	5.60%	New	X5 Series	Private Individual	Feb - 23
6886	Feb - 23	Jan - 20	4,534.66	256.30	0.00	0.00	256.30	5.65%	New	X1 Series	Private Individual	Feb - 23
6887	Feb - 23	Jan - 20	8,355.06	472.23	0.00	0.00	472.23	5.65%	New	i3 Series	Commercial	Feb - 23
6888	Feb - 23	Jan - 20	18,703.74	281.90	0.00	0.00	281.90	1.51%	New	X5 Series	Private Individual	Feb - 23
6889	Feb - 23	Jan - 20	3,279.77	274.79	0.00	0.00	274.79	8.38%	New	5 Series	Private Individual	Feb - 23
6890	Feb - 23	Jan - 20	3,550.65	205.04	0.00	0.00	205.04	5.77%	New	1 Series	Private Individual	Feb - 23
6891	Feb - 23	Jan - 20	3,013.66	168.84	0.00	0.00	168.84	5.60%	New	MINI Hatch	Private Individual	Feb - 23
6892	Feb - 23	Jan - 20	5,056.30	187.68	0.00	0.00	187.68	3.71%	New	5 Series	Private Individual	Feb - 23
6893	Feb - 23	Jan - 20	1,598.90	90.37	0.00	0.00	90.37	5.65%	New	X1 Series	Private Individual	Feb - 23
6894	Feb - 23	Jan - 20	1,954.42	210.08	0.00	0.00	210.08	10.75%	New	5 Series	Commercial	Feb - 23
6895	Feb - 23	Jan - 20	9,615.16	545.38	0.00	0.00	545.38	5.67%	New	X5 Series	Private Individual	Feb - 23
6896	Feb - 23	Jan - 20	9,651.05	145.46	0.00	0.00	145.46	1.51%	New	X3 Series	Commercial	Feb - 23
6897	Feb - 23	Jan - 20	9,809.01	387.30	0.00	0.00	387.30	3.95%	New	X5 Series	Commercial	Feb - 23
6898	Feb - 23	Jan - 20	6,221.68	351.03	0.00	0.00	351.03	5.64%	New	i3 Series	Commercial	Feb - 23
6899	Feb - 23	Jan - 20	7,243.02	428.36	0.00	0.00	428.36	5.91%	New	X1 Series	Private Individual	Feb - 23
6900	Feb - 23	Jan - 20	5,799.51	189.99	0.00	0.00	189.99	3.28%	New	3 Series	Commercial	Feb - 23
6901	Feb - 23	Jan - 20	2,242.39	125.85	0.00	0.00	125.85	5.61%	New	1 Series	Private Individual	Feb - 23
6902	Feb - 23	Jan - 20	3,992.38	226.05	0.00	0.00	226.05	5.66%	New	1 Series	Private Individual	Feb - 23
6903	Feb - 23	Jan - 20	8,874.33	503.36	0.00	0.00	503.36	5.67%	New	X5 Series	Commercial	Feb - 23
6904	Feb - 23	Jan - 20	2,862.88	169.00	0.00	0.00	169.00	5.90%	New	MINI Hatch	Commercial	Feb - 23
6905	Feb - 23	Jan - 20	6,223.34	364.00	0.00	0.00	364.00	5.85%	New	1 Series	Commercial	Feb - 23
6906	Feb - 23	Jan - 20	9,420.81	124.46	0.00	0.00	124.46	1.32%	New	2 Series	Commercial	Feb - 23
6907	Feb - 23	Jan - 20	7,343.32	416.52	0.00	0.00	416.52	5.67%	New	5 Series	Commercial	Feb - 23

# Bavarian Sky S.A., Compartment German Auto Leases 6

## Monthly Investor Report

Reporting Date: Apr 11, 2023  
 Payment Date: Apr 20, 2023  
 Period No.: 21  
 Monthly Period: Mar, 2023  
 Interest Period: Mar 20, 2023 to Apr 20, 2023  
 = 31 days

### 8b. Defaulted Amount & Recovery Amount - Lease Level Data\* (Out of Deal)

	Month / Year of Default	Month / Year of Lease Origination	Discounted Lease Balance (Initial)	Discounted Lease Balance at Default **	Recovery (Current Period)	Recovery Total	Discounted Lease Balance End of Period	Net Loss in %	Vehicle Type (New / Used)	Vehicle Class	Customer Type	Out of Deal (Month / Year)
6908	Feb - 23	Jan - 20	1,161.82	19.60	0.00	0.00	19.60	1.69%	New	MINI Hatch	Commercial	Feb - 23
6909	Feb - 23	Jan - 20	3,457.39	201.85	0.00	0.00	201.85	5.84%	New	2 Series	Private Individual	Feb - 23
6910	Feb - 23	Jan - 20	9,811.72	549.70	0.00	0.00	549.70	5.60%	New	3 Series	Commercial	Feb - 23
6911	Feb - 23	Jan - 20	1,071.67	15.80	0.00	0.00	15.80	1.47%	New	i3 Series	Commercial	Feb - 23
6912	Feb - 23	Jan - 20	20,282.62	22.96	0.00	0.00	22.96	0.11%	New	X5 Series	Commercial	Feb - 23
6913	Feb - 23	Jan - 20	4,743.49	267.63	0.00	0.00	267.63	5.64%	New	2 Series	Private Individual	Feb - 23
6914	Feb - 23	Jan - 20	11,641.18	161.16	0.00	0.00	161.16	1.38%	New	X3 Series	Commercial	Feb - 23
6915	Feb - 23	Jan - 20	6,089.82	356.19	0.00	0.00	356.19	5.85%	New	5 Series	Private Individual	Feb - 23
6916	Feb - 23	Jan - 20	35,619.88	2,009.69	0.00	0.00	2,009.69	5.64%	New	8 Series	Commercial	Feb - 23
6917	Feb - 23	Jan - 20	1,246.63	69.72	0.00	0.00	69.72	5.59%	New	MINI Hatch	Private Individual	Feb - 23
6918	Feb - 23	Jan - 20	3,681.24	205.88	0.00	0.00	205.88	5.59%	New	1 Series	Private Individual	Feb - 23
6919	Feb - 23	Jan - 20	5,857.81	420.17	0.00	0.00	420.17	7.17%	New	3 Series	Private Individual	Feb - 23
6920	Feb - 23	Jan - 20	23,034.20	2,599.20	0.00	0.00	2,599.20	11.28%	New	7 Series	Commercial	Feb - 23
6921	Feb - 23	Jan - 20	4,321.49	243.82	0.00	0.00	243.82	5.64%	New	X2 Series	Private Individual	Feb - 23
6922	Feb - 23	Jan - 20	2,958.76	144.93	0.00	0.00	144.93	4.90%	New	1 Series	Commercial	Feb - 23
6923	Feb - 23	Jan - 20	9,814.65	550.83	0.00	0.00	550.83	5.61%	New	X4 Series	Commercial	Feb - 23
6924	Feb - 23	Jan - 20	2,279.28	245.00	0.00	0.00	245.00	10.75%	New	X2 Series	Private Individual	Feb - 23
6925	Feb - 23	Jan - 20	2,380.65	133.61	0.00	0.00	133.61	5.61%	New	1 Series	Commercial	Feb - 23
6926	Feb - 23	Jan - 20	4,193.63	235.36	0.00	0.00	235.36	5.61%	New	3 Series	Private Individual	Feb - 23
6927	Feb - 23	Jan - 20	18,706.78	1,046.21	0.00	0.00	1,046.21	5.59%	New	Group Others	Commercial	Feb - 23
6928	Feb - 23	Jan - 20	3,484.64	348.05	0.00	0.00	348.05	9.99%	New	X1 Series	Commercial	Feb - 23
6929	Feb - 23	Jan - 20	5,633.73	318.42	0.00	0.00	318.42	5.65%	New	3 Series	Private Individual	Feb - 23
6930	Feb - 23	Jan - 20	4,772.31	279.13	0.00	0.00	279.13	5.85%	New	1 Series	Private Individual	Feb - 23
6931	Feb - 23	Jan - 20	14,699.37	823.53	0.00	0.00	823.53	5.60%	New	X5 Series	Commercial	Feb - 23
6932	Feb - 23	Jan - 20	5,732.15	335.27	0.00	0.00	335.27	5.85%	New	Z4 Series	Private Individual	Feb - 23
6933	Feb - 23	Jan - 20	11,519.53	675.01	0.00	0.00	675.01	5.86%	New	3 Series	Commercial	Feb - 23
6934	Feb - 23	Jan - 20	3,160.28	181.51	0.00	0.00	181.51	5.74%	New	3 Series	Commercial	Feb - 23
6935	Feb - 23	Jan - 20	3,732.50	83.79	0.00	0.00	83.79	2.24%	New	MINI Clubman	Private Individual	Feb - 23
6936	Feb - 23	Jan - 20	4,058.90	229.41	0.00	0.00	229.41	5.65%	New	1 Series	Private Individual	Feb - 23
6937	Feb - 23	Jan - 20	5,277.80	265.60	0.00	0.00	265.60	5.03%	New	2 Series	Commercial	Feb - 23
6938	Feb - 23	Jan - 20	10,076.42	21.69	0.00	0.00	21.69	0.22%	New	X1 Series	Commercial	Feb - 23
6939	Feb - 23	Jan - 20	6,701.44	374.79	0.00	0.00	374.79	5.59%	New	X6 Series	Private Individual	Feb - 23

# Bavarian Sky S.A., Compartment German Auto Leases 6

## Monthly Investor Report

Reporting Date:	Apr 11, 2023
Payment Date:	Apr 20, 2023
Period No.:	21
Monthly Period:	Mar, 2023
Interest Period:	Mar 20, 2023 to Apr 20, 2023 = 31 days

### 8b. Defaulted Amount & Recovery Amount - Lease Level Data\* (Out of Deal)

	Month / Year of Default	Month / Year of Lease Origination	Discounted Lease Balance (Initial)	Discounted Lease Balance at Default **	Recovery (Current Period)	Recovery Total	Discounted Lease Balance End of Period	Net Loss in %	Vehicle Type (New / Used)	Vehicle Class	Customer Type	Out of Deal (Month / Year)
6940	Feb - 23	Jan - 20	8,443.77	17.31	0.00	0.00	17.31	0.21%	New	5 Series	Commercial	Feb - 23
6941	Feb - 23	Jan - 20	4,001.62	232.77	0.00	0.00	232.77	5.82%	New	1 Series	Private Individual	Feb - 23
6942	Feb - 23	Jan - 20	11,378.27	650.00	0.00	0.00	650.00	5.71%	New	5 Series	Commercial	Feb - 23
6943	Feb - 23	Jan - 20	8,020.88	470.00	0.00	0.00	470.00	5.86%	New	X3 Series	Commercial	Feb - 23
6944	Feb - 23	Jan - 20	12,818.51	899.00	0.00	0.00	899.00	7.01%	New	Group Others	Commercial	Feb - 23
6945	Feb - 23	Jan - 20	6,432.64	374.18	0.00	0.00	374.18	5.82%	New	5 Series	Private Individual	Feb - 23
6946	Feb - 23	Jan - 20	4,926.13	110.22	0.00	0.00	110.22	2.24%	New	5 Series	Commercial	Feb - 23
6947	Feb - 23	Jan - 20	2,185.10	186.57	0.00	0.00	186.57	8.54%	New	3 Series	Commercial	Feb - 23
6948	Feb - 23	Jan - 20	4,346.94	245.69	0.00	0.00	245.69	5.65%	New	5 Series	Private Individual	Feb - 23
6949	Feb - 23	Jan - 20	3,387.03	198.48	0.00	0.00	198.48	5.86%	New	MINI Hatch	Private Individual	Feb - 23
6950	Feb - 23	Jan - 20	4,033.44	232.92	0.00	0.00	232.92	5.77%	New	X2 Series	Private Individual	Feb - 23
6951	Feb - 23	Jan - 20	5,405.84	305.00	0.00	0.00	305.00	5.64%	New	MINI Clubman	Commercial	Feb - 23
6952	Feb - 23	Jan - 20	3,142.36	176.05	0.00	0.00	176.05	5.60%	New	MINI Hatch	Commercial	Feb - 23
6953	Feb - 23	Jan - 20	15,821.41	149.83	0.00	0.00	149.83	0.95%	New	X5 Series	Commercial	Feb - 23
6954	Feb - 23	Jan - 20	4,344.65	181.04	0.00	0.00	181.04	4.17%	New	3 Series	Private Individual	Feb - 23
6955	Feb - 23	Jan - 20	3,142.36	176.05	0.00	0.00	176.05	5.60%	New	MINI Hatch	Commercial	Feb - 23
6956	Feb - 23	Jan - 20	5,702.88	521.13	0.00	0.00	521.13	9.14%	New	2 Series	Commercial	Feb - 23
6957	Feb - 23	Jan - 20	16,306.52	913.57	0.00	0.00	913.57	5.60%	New	X7 Series	Private Individual	Feb - 23
6958	Feb - 23	Jan - 20	4,313.98	250.94	0.00	0.00	250.94	5.82%	New	MINI Hatch	Private Individual	Feb - 23
6959	Feb - 23	Jan - 20	3,142.36	176.05	0.00	0.00	176.05	5.60%	New	MINI Hatch	Commercial	Feb - 23
6960	Feb - 23	Jan - 20	4,061.20	229.54	0.00	0.00	229.54	5.65%	New	X3 Series	Private Individual	Feb - 23
6961	Feb - 23	Jan - 20	9,647.69	485.29	0.00	0.00	485.29	5.03%	New	5 Series	Private Individual	Feb - 23
6962	Feb - 23	Jan - 20	3,724.36	210.13	0.00	0.00	210.13	5.64%	New	5 Series	Private Individual	Feb - 23
6963	Feb - 23	Feb - 20	3,277.33	183.29	0.00	0.00	183.29	5.59%	New	X1 Series	Private Individual	Feb - 23
6964	Feb - 23	Feb - 20	7,949.69	386.00	0.00	0.00	386.00	4.86%	New	X2 Series	Commercial	Feb - 23
6965	Feb - 23	Feb - 20	9,878.11	574.60	0.00	0.00	574.60	5.82%	New	MINI Clubman	Commercial	Feb - 23
6966	Feb - 23	Feb - 20	8,744.29	382.97	0.00	0.00	382.97	4.38%	New	X3 Series	Commercial	Feb - 23
6967	Feb - 23	Feb - 20	7,619.12	426.86	0.00	0.00	426.86	5.60%	New	i3 Series	Private Individual	Feb - 23
6968	Feb - 23	Feb - 20	4,732.49	442.23	0.00	0.00	442.23	9.34%	New	2 Series	Private Individual	Feb - 23
6969	Feb - 23	Feb - 20	4,600.15	262.79	0.00	0.00	262.79	5.71%	New	8 Series	Private Individual	Feb - 23
6970	Feb - 23	Feb - 20	4,622.91	268.91	0.00	0.00	268.91	5.82%	New	X1 Series	Commercial	Feb - 23
6971	Feb - 23	Feb - 20	3,861.92	390.75	0.00	0.00	390.75	10.12%	New	X1 Series	Private Individual	Feb - 23

# Bavarian Sky S.A., Compartment German Auto Leases 6

## Monthly Investor Report

Reporting Date:	Apr 11, 2023
Payment Date:	Apr 20, 2023
Period No.:	21
Monthly Period:	Mar, 2023
Interest Period:	Mar 20, 2023 to Apr 20, 2023 = 31 days

### 8b. Defaulted Amount & Recovery Amount - Lease Level Data\* (Out of Deal)

	Month / Year of Default	Month / Year of Lease Origination	Discounted Lease Balance (Initial)	Discounted Lease Balance at Default **	Recovery (Current Period)	Recovery Total	Discounted Lease Balance End of Period	Net Loss in %	Vehicle Type (New / Used)	Vehicle Class	Customer Type	Out of Deal (Month / Year)
6972	Feb - 23	Feb - 20	23,847.03	1,345.46	0.00	0.00	1,345.46	5.64%	New	X5 Series	Commercial	Feb - 23
6973	Feb - 23	Feb - 20	10,460.60	30.96	0.00	0.00	30.96	0.30%	New	5 Series	Private Individual	Feb - 23
6974	Feb - 23	Feb - 20	3,763.68	211.23	0.00	0.00	211.23	5.61%	New	MINI Hatch	Commercial	Feb - 23
6975	Feb - 23	Feb - 20	7,121.60	407.56	0.00	0.00	407.56	5.72%	New	3 Series	Commercial	Feb - 23
6976	Feb - 23	Feb - 20	5,034.34	85.21	0.00	0.00	85.21	1.69%	New	MINI Hatch	Private Individual	Feb - 23
6977	Feb - 23	Feb - 20	5,764.07	335.29	0.00	0.00	335.29	5.82%	New	X2 Series	Private Individual	Feb - 23
6978	Feb - 23	Feb - 20	3,994.50	235.44	0.00	0.00	235.44	5.89%	New	1 Series	Private Individual	Feb - 23
6979	Feb - 23	Feb - 20	2,230.17	119.44	0.00	0.00	119.44	5.36%	New	1 Series	Private Individual	Feb - 23
6980	Feb - 23	Feb - 20	5,622.27	318.90	0.00	0.00	318.90	5.67%	New	5 Series	Commercial	Feb - 23
6981	Feb - 23	Feb - 20	5,129.49	289.92	0.00	0.00	289.92	5.65%	New	2 Series	Private Individual	Feb - 23
6982	Feb - 23	Feb - 20	8,121.87	443.75	0.00	0.00	443.75	5.46%	New	X4 Series	Commercial	Feb - 23
6983	Feb - 23	Feb - 20	1,046.63	58.74	0.00	0.00	58.74	5.61%	New	X1 Series	Commercial	Feb - 23
6984	Feb - 23	Mar - 20	5,460.90	489.00	0.00	0.00	489.00	8.95%	New	X6 Series	Commercial	Feb - 23
6985	Feb - 23	Mar - 20	1,197.60	147.71	0.00	0.00	147.71	12.33%	New	MINI Clubman	Commercial	Feb - 23
6986	Feb - 23	Mar - 20	2,105.11	141.66	0.00	0.00	141.66	6.73%	New	MINI Hatch	Commercial	Feb - 23
6987	Feb - 23	Mar - 20	4,417.30	280.00	0.00	0.00	280.00	6.34%	New	MINI Hatch	Commercial	Feb - 23
6988	Feb - 23	Mar - 20	3,820.52	214.42	0.00	0.00	214.42	5.61%	New	1 Series	Commercial	Feb - 23
6989	Feb - 23	July - 20	2,198.62	126.05	0.00	0.00	126.05	5.73%	New	Group Others	Private Individual	Feb - 23
6990	Feb - 23	July - 20	1,142.88	64.71	0.00	0.00	64.71	5.66%	New	1 Series	Private Individual	Feb - 23
6991	Feb - 23	July - 20	5,133.87	273.73	0.00	0.00	273.73	5.33%	New	MINI Clubman	Commercial	Feb - 23
6992	Feb - 23	July - 20	2,550.09	147.26	0.00	0.00	147.26	5.77%	New	Group Others	Private Individual	Feb - 23
6993	Feb - 23	July - 20	28,608.84	1,600.00	0.00	0.00	1,600.00	5.59%	New	7 Series	Commercial	Feb - 23
6994	Feb - 23	Sept - 20	10,389.82	589.32	0.00	0.00	589.32	5.67%	New	2 Series	Commercial	Feb - 23
6995	Feb - 23	Oct - 20	4,469.47	282.18	0.00	0.00	282.18	6.31%	New	Group Others	Commercial	Feb - 23
6996	Feb - 23	Oct - 20	8,660.63	498.32	0.00	0.00	498.32	5.75%	New	X1 Series	Commercial	Feb - 23
6997	Feb - 23	Oct - 20	7,282.14	424.37	0.00	0.00	424.37	5.83%	New	3 Series	Private Individual	Feb - 23
6998	Feb - 23	Oct - 20	8,670.89	498.91	0.00	0.00	498.91	5.75%	New	3 Series	Commercial	Feb - 23
6999	Feb - 23	Dec - 20	3,896.07	226.63	0.00	0.00	226.63	5.82%	New	5 Series	Private Individual	Feb - 23
7000	Feb - 23	Dec - 20	1,037.32	60.34	0.00	0.00	60.34	5.82%	New	1 Series	Private Individual	Feb - 23
7001	Feb - 23	Dec - 20	4,489.03	261.60	0.00	0.00	261.60	5.83%	New	5 Series	Private Individual	Feb - 23
7002	Feb - 23	Dec - 20	1,584.35	92.16	0.00	0.00	92.16	5.82%	New	3 Series	Commercial	Feb - 23
7003	Feb - 23	Dec - 20	6,202.45	361.46	0.00	0.00	361.46	5.83%	New	5 Series	Commercial	Feb - 23

**Bavarian Sky S.A., Compartment German Auto Leases 6**  
**Monthly Investor Report**

Reporting Date: Apr 11, 2023  
 Payment Date: Apr 20, 2023  
 Period No.: 21  
 Monthly Period: Mar, 2023  
 Interest Period: Mar 20, 2023 to Apr 20, 2023  
 = 31 days

**8b. Defaulted Amount & Recovery Amount - Lease Level Data\* (Out of Deal)**

	Month / Year of Default	Month / Year of Lease Origination	Discounted Lease Balance (Initial)	Discounted Lease Balance at Default **	Recovery (Current Period)	Recovery Total	Discounted Lease Balance End of Period	Net Loss in %	Vehicle Type (New / Used)	Vehicle Class	Customer Type	Out of Deal (Month / Year)
7004	Feb - 23	Dec - 20	3,198.66	298.34	0.00	0.00	298.34	9.33%	New	MINI Clubman	Commercial	Feb - 23
7005	Feb - 23	Dec - 20	7,207.51	415.46	0.00	0.00	415.46	5.76%	New	5 Series	Private Individual	Feb - 23
7006	Feb - 23	Dec - 20	2,756.28	160.33	0.00	0.00	160.33	5.82%	New	MINI Hatch	Private Individual	Feb - 23
7007	Feb - 23	Dec - 20	3,319.76	191.36	0.00	0.00	191.36	5.76%	New	8 Series	Private Individual	Feb - 23
7008	Feb - 23	Dec - 20	2,606.78	135.22	0.00	0.00	135.22	5.19%	New	i3 Series	Commercial	Feb - 23
7009	Feb - 23	Jan - 21	1,780.68	103.96	0.00	0.00	103.96	5.84%	New	MINI Clubman	Private Individual	Feb - 23
7010	Feb - 23	Jan - 21	4,405.81	179.74	0.00	0.00	179.74	4.08%	New	5 Series	Private Individual	Feb - 23
7011	Feb - 23	Jan - 21	1,807.27	103.80	0.00	0.00	103.80	5.74%	New	X5 Series	Private Individual	Feb - 23
7012	Feb - 23	Jan - 21	928.69	56.39	0.00	0.00	56.39	6.07%	New	2 Series	Private Individual	Feb - 23
7013	Feb - 23	Jan - 21	9,095.91	529.10	0.00	0.00	529.10	5.82%	New	8 Series	Commercial	Feb - 23
7014	Feb - 23	Jan - 21	2,551.30	289.28	0.00	0.00	289.28	11.34%	New	MINI Clubman	Private Individual	Feb - 23
7015	Feb - 23	Jan - 21	4,191.91	550.00	0.00	0.00	550.00	13.12%	New	X7 Series	Commercial	Feb - 23
7016	Feb - 23	Jan - 21	5,243.36	299.00	0.00	0.00	299.00	5.70%	New	MINI Hatch	Commercial	Feb - 23
7017	Feb - 23	Jan - 21	2,064.97	119.03	0.00	0.00	119.03	5.76%	New	1 Series	Commercial	Feb - 23
7018	Feb - 23	Jan - 21	1,405.16	109.26	0.00	0.00	109.26	7.78%	New	3 Series	Private Individual	Feb - 23
7019	Feb - 23	Jan - 21	3,038.04	176.72	0.00	0.00	176.72	5.82%	New	1 Series	Private Individual	Feb - 23
7020	Feb - 23	Jan - 21	5,383.97	313.18	0.00	0.00	313.18	5.82%	New	5 Series	Private Individual	Feb - 23
7021	Feb - 23	Jan - 21	4,651.11	305.20	0.00	0.00	305.20	6.56%	New	5 Series	Private Individual	Feb - 23
7022	Feb - 23	Jan - 21	3,250.87	189.10	0.00	0.00	189.10	5.82%	New	i3 Series	Commercial	Feb - 23
7023	Feb - 23	Jan - 21	2,579.12	146.55	0.00	0.00	146.55	5.68%	New	5 Series	Private Individual	Feb - 23
7024	Feb - 23	Jan - 21	2,040.05	195.00	0.00	0.00	195.00	9.56%	New	2 Series	Commercial	Feb - 23
7025	Feb - 23	Jan - 21	1,392.01	81.12	0.00	0.00	81.12	5.83%	New	i3 Series	Commercial	Feb - 23
7026	Feb - 23	Jan - 21	2,949.95	167.92	0.00	0.00	167.92	5.69%	New	X3 Series	Private Individual	Feb - 23
7027	Feb - 23	Jan - 21	3,007.05	171.17	0.00	0.00	171.17	5.69%	New	2 Series	Private Individual	Feb - 23
7028	Feb - 23	Jan - 21	1,772.79	103.31	0.00	0.00	103.31	5.83%	New	MINI Hatch	Private Individual	Feb - 23
7029	Feb - 23	Jan - 21	4,374.34	249.00	0.00	0.00	249.00	5.69%	New	2 Series	Commercial	Feb - 23
7030	Feb - 23	Jan - 21	5,280.25	303.27	0.00	0.00	303.27	5.74%	New	i3 Series	Private Individual	Feb - 23
7031	Feb - 23	Jan - 21	4,215.38	239.10	0.00	0.00	239.10	5.67%	New	5 Series	Private Individual	Feb - 23
7032	Feb - 23	Jan - 21	5,918.12	656.15	0.00	0.00	656.15	11.09%	New	5 Series	Private Individual	Feb - 23
7033	Feb - 23	Jan - 21	3,660.34	205.43	0.00	0.00	205.43	5.61%	New	i3 Series	Private Individual	Feb - 23
7034	Feb - 23	Jan - 21	14,544.77	823.53	0.00	0.00	823.53	5.66%	New	7 Series	Commercial	Feb - 23
7035	Feb - 23	Jan - 21	5,468.47	307.99	0.00	0.00	307.99	5.63%	New	MINI Hatch	Commercial	Feb - 23

# Bavarian Sky S.A., Compartment German Auto Leases 6

## Monthly Investor Report

Reporting Date: Apr 11, 2023  
 Payment Date: Apr 20, 2023  
 Period No.: 21  
 Monthly Period: Mar, 2023  
 Interest Period: Mar 20, 2023 to Apr 20, 2023  
 = 31 days

### 8b. Defaulted Amount & Recovery Amount - Lease Level Data\* (Out of Deal)

	Month / Year of Default	Month / Year of Lease Origination	Discounted Lease Balance (Initial)	Discounted Lease Balance at Default **	Recovery (Current Period)	Recovery Total	Discounted Lease Balance End of Period	Net Loss in %	Vehicle Type (New / Used)	Vehicle Class	Customer Type	Out of Deal (Month / Year)
7036	Feb - 23	Jan - 21	1,136.86	25.16	0.00	0.00	25.16	2.21%	New	1 Series	Private Individual	Feb - 23
7037	Feb - 23	Jan - 21	4,715.52	215.00	0.00	0.00	215.00	4.56%	New	3 Series	Commercial	Feb - 23
7038	Feb - 23	Jan - 21	4,608.89	257.76	0.00	0.00	257.76	5.59%	New	5 Series	Private Individual	Feb - 23
7039	Feb - 23	Jan - 21	4,421.79	237.75	0.00	0.00	237.75	5.38%	New	5 Series	Private Individual	Feb - 23
7040	Feb - 23	Jan - 21	8,286.54	470.02	0.00	0.00	470.02	5.67%	New	1 Series	Commercial	Feb - 23
7041	Feb - 23	Jan - 21	2,892.38	162.33	0.00	0.00	162.33	5.61%	New	i3 Series	Private Individual	Feb - 23
7042	Feb - 23	Jan - 21	3,625.65	204.20	0.00	0.00	204.20	5.63%	New	i3 Series	Commercial	Feb - 23
7043	Feb - 23	Jan - 21	3,195.02	179.00	0.00	0.00	179.00	5.60%	New	i3 Series	Commercial	Feb - 23
7044	Feb - 23	Jan - 21	1,980.10	177.31	0.00	0.00	177.31	8.95%	New	X5 Series	Commercial	Feb - 23
7045	Feb - 23	Jan - 21	5,677.87	330.88	0.00	0.00	330.88	5.83%	New	5 Series	Private Individual	Feb - 23
7046	Feb - 23	Jan - 21	2,049.82	116.89	0.00	0.00	116.89	5.70%	New	i3 Series	Commercial	Feb - 23
7047	Feb - 23	Jan - 21	3,632.39	204.22	0.00	0.00	204.22	5.62%	New	i3 Series	Private Individual	Feb - 23
7048	Feb - 23	Jan - 21	2,938.49	166.97	0.00	0.00	166.97	5.68%	New	2 Series	Commercial	Feb - 23
7049	Feb - 23	Jan - 21	5,231.93	296.76	0.00	0.00	296.76	5.67%	New	5 Series	Private Individual	Feb - 23
7050	Feb - 23	Jan - 21	5,317.84	297.41	0.00	0.00	297.41	5.59%	New	5 Series	Private Individual	Feb - 23
7051	Feb - 23	Jan - 21	4,744.20	276.47	0.00	0.00	276.47	5.83%	New	X1 Series	Private Individual	Feb - 23
7052	Feb - 23	Jan - 21	11,586.79	652.58	0.00	0.00	652.58	5.63%	New	7 Series	Commercial	Feb - 23
7053	Feb - 23	Jan - 21	5,129.16	288.88	0.00	0.00	288.88	5.63%	New	5 Series	Private Individual	Feb - 23
7054	Feb - 23	Jan - 21	3,743.31	249.25	0.00	0.00	249.25	6.66%	New	5 Series	Private Individual	Feb - 23
7055	Feb - 23	Jan - 21	3,131.69	176.38	0.00	0.00	176.38	5.63%	New	i3 Series	Commercial	Feb - 23
7056	Feb - 23	Jan - 21	923.12	52.36	0.00	0.00	52.36	5.67%	New	5 Series	Commercial	Feb - 23
7057	Feb - 23	Jan - 21	6,322.86	356.11	0.00	0.00	356.11	5.63%	New	5 Series	Private Individual	Feb - 23
7058	Feb - 23	Jan - 21	1,776.62	74.11	0.00	0.00	74.11	4.17%	New	MINI Clubman	Private Individual	Feb - 23
7059	Feb - 23	Jan - 21	2,935.13	164.44	0.00	0.00	164.44	5.60%	New	i3 Series	Private Individual	Feb - 23
7060	Feb - 23	Jan - 21	21,895.93	1,228.87	0.00	0.00	1,228.87	5.61%	Used	5 Series	Commercial	Feb - 23
7061	Feb - 23	Feb - 21	7,454.78	576.80	0.00	0.00	576.80	7.74%	New	X2 Series	Commercial	Feb - 23
7062	Feb - 23	Feb - 21	680.65	38.20	0.00	0.00	38.20	5.61%	New	X1 Series	Private Individual	Feb - 23
7063	Feb - 23	Feb - 21	2,234.15	125.10	0.00	0.00	125.10	5.60%	New	MINI Hatch	Private Individual	Feb - 23
7064	Feb - 23	Feb - 21	4,363.93	254.31	0.00	0.00	254.31	5.83%	New	1 Series	Private Individual	Feb - 23
7065	Feb - 23	Feb - 21	3,587.63	396.63	0.00	0.00	396.63	11.06%	New	5 Series	Private Individual	Feb - 23
7066	Feb - 23	Feb - 21	7,331.72	137.64	0.00	0.00	137.64	1.88%	New	MINI Clubman	Private Individual	Feb - 23
7067	Mar - 23	Jan - 19	5,096.74	284.05	0.00	0.00	284.05	5.57%	New	2 Series	Private Individual	Mar - 23



# Bavarian Sky S.A., Compartment German Auto Leases 6

## Monthly Investor Report

Reporting Date:	Apr 11, 2023
Payment Date:	Apr 20, 2023
Period No.:	21
Monthly Period:	Mar, 2023
Interest Period:	Mar 20, 2023 to Apr 20, 2023 = 31 days

### 8b. Defaulted Amount & Recovery Amount - Lease Level Data\* (Out of Deal)

	Month / Year of Default	Month / Year of Lease Origination	Discounted Lease Balance (Initial)	Discounted Lease Balance at Default **	Recovery (Current Period)	Recovery Total	Discounted Lease Balance End of Period	Net Loss in %	Vehicle Type (New / Used)	Vehicle Class	Customer Type	Out of Deal (Month / Year)
7068	Mar - 23	Jan - 19	5,670.84	462.16	0.00	0.00	462.16	8.15%	New	X5 Series	Private Individual	Mar - 23
7069	Mar - 23	Jan - 19	3,694.08	345.67	0.00	0.00	345.67	9.36%	New	3 Series	Private Individual	Mar - 23
7070	Mar - 23	Feb - 19	7,227.08	755.88	0.00	0.00	755.88	10.46%	New	4 Series	Commercial	Mar - 23
7071	Mar - 23	Feb - 19	8,268.44	861.89	0.00	0.00	861.89	10.42%	New	X5 Series	Commercial	Mar - 23
7072	Mar - 23	Feb - 19	4,445.87	1,122.41	0.00	0.00	1,122.41	25.25%	New	4 Series	Commercial	Mar - 23
7073	Mar - 23	Feb - 19	5,563.01	305.77	0.00	0.00	305.77	5.50%	New	4 Series	Private Individual	Mar - 23
7074	Mar - 23	Feb - 19	2,944.59	252.80	0.00	0.00	252.80	8.59%	Used	2 Series	Commercial	Mar - 23
7075	Mar - 23	Feb - 19	4,207.69	392.55	0.00	0.00	392.55	9.33%	New	X3 Series	Private Individual	Mar - 23
7076	Mar - 23	Feb - 19	4,948.92	504.01	0.00	0.00	504.01	10.18%	New	X3 Series	Commercial	Mar - 23
7077	Mar - 23	Feb - 19	3,061.70	256.52	0.00	0.00	256.52	8.38%	New	X1 Series	Commercial	Mar - 23
7078	Mar - 23	Feb - 19	2,722.53	226.89	0.00	0.00	226.89	8.33%	New	X3 Series	Private Individual	Mar - 23
7079	Mar - 23	Feb - 19	2,354.26	216.40	0.00	0.00	216.40	9.19%	New	5 Series	Private Individual	Mar - 23
7080	Mar - 23	Feb - 19	3,444.55	216.61	0.00	0.00	216.61	6.29%	New	X1 Series	Private Individual	Mar - 23
7081	Mar - 23	Feb - 19	6,219.90	263.29	0.00	0.00	263.29	4.23%	New	X3 Series	Commercial	Mar - 23
7082	Mar - 23	Feb - 19	7,853.26	422.23	0.00	0.00	422.23	5.38%	New	3 Series	Commercial	Mar - 23
7083	Mar - 23	Feb - 19	7,061.47	582.29	0.00	0.00	582.29	8.25%	New	2 Series	Commercial	Mar - 23
7084	Mar - 23	Feb - 19	3,665.63	359.21	0.00	0.00	359.21	9.80%	New	3 Series	Private Individual	Mar - 23
7085	Mar - 23	Feb - 19	5,759.68	77.20	0.00	0.00	77.20	1.34%	New	X3 Series	Commercial	Mar - 23
7086	Mar - 23	Feb - 19	6,126.27	109.24	0.00	0.00	109.24	1.78%	New	X1 Series	Private Individual	Mar - 23
7087	Mar - 23	Feb - 19	1,706.11	183.39	0.00	0.00	183.39	10.75%	New	X3 Series	Private Individual	Mar - 23
7088	Mar - 23	Feb - 19	21,120.94	1,128.00	0.00	0.00	1,128.00	5.34%	New	X5 Series	Commercial	Mar - 23
7089	Mar - 23	Feb - 19	2,746.13	302.52	0.00	0.00	302.52	11.02%	New	2 Series	Private Individual	Mar - 23
7090	Mar - 23	Feb - 19	5,138.64	469.57	0.00	0.00	469.57	9.14%	New	X4 Series	Commercial	Mar - 23
7091	Mar - 23	Feb - 19	5,501.46	504.20	0.00	0.00	504.20	9.16%	New	X3 Series	Commercial	Mar - 23
7092	Mar - 23	Mar - 19	10,383.08	869.93	0.00	0.00	869.93	8.38%	New	X5 Series	Private Individual	Mar - 23
7093	Mar - 23	July - 19	4,362.68	243.14	0.00	0.00	243.14	5.57%	New	X1 Series	Commercial	Mar - 23
7094	Mar - 23	July - 19	3,361.12	186.67	0.00	0.00	186.67	5.55%	New	MINI Hatch	Commercial	Mar - 23
7095	Mar - 23	July - 19	6,851.84	381.20	0.00	0.00	381.20	5.56%	New	4 Series	Private Individual	Mar - 23
7096	Mar - 23	July - 19	2,993.43	186.03	0.00	0.00	186.03	6.21%	New	1 Series	Private Individual	Mar - 23
7097	Mar - 23	July - 19	5,301.36	292.90	0.00	0.00	292.90	5.52%	New	X3 Series	Private Individual	Mar - 23
7098	Mar - 23	July - 19	4,967.17	273.02	0.00	0.00	273.02	5.50%	New	X1 Series	Commercial	Mar - 23
7099	Mar - 23	July - 19	2,218.30	123.20	0.00	0.00	123.20	5.55%	New	3 Series	Private Individual	Mar - 23

**Bavarian Sky S.A., Compartment German Auto Leases 6**  
**Monthly Investor Report**

Reporting Date: Apr 11, 2023  
 Payment Date: Apr 20, 2023  
 Period No.: 21  
 Monthly Period: Mar, 2023  
 Interest Period: Mar 20, 2023 to Apr 20, 2023  
 = 31 days

**8b. Defaulted Amount & Recovery Amount - Lease Level Data\* (Out of Deal)**

	Month / Year of Default	Month / Year of Lease Origination	Discounted Lease Balance (Initial)	Discounted Lease Balance at Default **	Recovery (Current Period)	Recovery Total	Discounted Lease Balance End of Period	Net Loss in %	Vehicle Type (New / Used)	Vehicle Class	Customer Type	Out of Deal (Month / Year)
7100	Mar - 23	July - 19	2,578.30	141.96	0.00	0.00	141.96	5.51%	New	1 Series	Private Individual	Mar - 23
7101	Mar - 23	July - 19	14,456.46	797.34	0.00	0.00	797.34	5.52%	New	6 Series	Commercial	Mar - 23
7102	Mar - 23	July - 19	3,161.52	132.71	0.00	0.00	132.71	4.20%	New	3 Series	Private Individual	Mar - 23
7103	Mar - 23	July - 19	3,520.47	194.17	0.00	0.00	194.17	5.52%	New	1 Series	Private Individual	Mar - 23
7104	Mar - 23	July - 19	3,557.11	196.53	0.00	0.00	196.53	5.52%	New	X3 Series	Private Individual	Mar - 23
7105	Mar - 23	July - 19	6,879.85	378.15	0.00	0.00	378.15	5.50%	New	5 Series	Private Individual	Mar - 23
7106	Mar - 23	July - 19	1,356.01	74.79	0.00	0.00	74.79	5.52%	New	1 Series	Private Individual	Mar - 23
7107	Mar - 23	July - 19	5,703.53	315.12	0.00	0.00	315.12	5.52%	New	3 Series	Private Individual	Mar - 23
7108	Mar - 23	July - 19	6,376.64	420.17	0.00	0.00	420.17	6.59%	New	5 Series	Private Individual	Mar - 23
7109	Mar - 23	July - 19	2,994.35	166.59	0.00	0.00	166.59	5.56%	New	Group Others	Private Individual	Mar - 23
7110	Mar - 23	Aug - 19	3,722.37	202.51	0.00	0.00	202.51	5.44%	New	Group Others	Private Individual	Mar - 23
7111	Mar - 23	Aug - 19	2,936.03	159.73	0.00	0.00	159.73	5.44%	New	3 Series	Private Individual	Mar - 23
7112	Mar - 23	Aug - 19	6,265.59	340.87	0.00	0.00	340.87	5.44%	New	X1 Series	Private Individual	Mar - 23
7113	Mar - 23	Aug - 19	3,568.13	196.46	0.00	0.00	196.46	5.51%	New	1 Series	Private Individual	Mar - 23
7114	Mar - 23	Aug - 19	4,258.12	234.45	0.00	0.00	234.45	5.51%	New	1 Series	Private Individual	Mar - 23
7115	Mar - 23	Aug - 19	3,176.94	174.32	0.00	0.00	174.32	5.49%	New	MINI Hatch	Private Individual	Mar - 23
7116	Mar - 23	Aug - 19	4,345.54	237.22	0.00	0.00	237.22	5.46%	New	X1 Series	Private Individual	Mar - 23
7117	Mar - 23	Aug - 19	4,044.86	220.43	0.00	0.00	220.43	5.45%	New	1 Series	Private Individual	Mar - 23
7118	Mar - 23	Aug - 19	5,087.08	277.70	0.00	0.00	277.70	5.46%	New	3 Series	Private Individual	Mar - 23
7119	Mar - 23	Aug - 19	3,846.08	209.24	0.00	0.00	209.24	5.44%	New	3 Series	Private Individual	Mar - 23
7120	Mar - 23	Aug - 19	1,815.51	98.77	0.00	0.00	98.77	5.44%	New	X1 Series	Private Individual	Mar - 23
7121	Mar - 23	Aug - 19	3,398.31	184.88	0.00	0.00	184.88	5.44%	New	MINI Hatch	Commercial	Mar - 23
7122	Mar - 23	Aug - 19	6,947.72	377.98	0.00	0.00	377.98	5.44%	New	5 Series	Private Individual	Mar - 23
7123	Mar - 23	Aug - 19	3,127.25	753.78	0.00	0.00	753.78	24.10%	New	X1 Series	Commercial	Mar - 23
7124	Mar - 23	Aug - 19	5,017.71	276.75	0.00	0.00	276.75	5.52%	New	4 Series	Private Individual	Mar - 23
7125	Mar - 23	Aug - 19	4,678.03	252.36	0.00	0.00	252.36	5.39%	New	MINI Hatch	Private Individual	Mar - 23
7126	Mar - 23	Aug - 19	5,327.58	419.44	0.00	0.00	419.44	7.87%	New	5 Series	Private Individual	Mar - 23
7127	Mar - 23	Aug - 19	3,896.81	212.00	0.00	0.00	212.00	5.44%	New	X1 Series	Private Individual	Mar - 23
7128	Mar - 23	Aug - 19	3,868.07	210.08	0.00	0.00	210.08	5.43%	New	MINI Hatch	Private Individual	Mar - 23
7129	Mar - 23	Aug - 19	6,298.75	346.21	0.00	0.00	346.21	5.50%	New	4 Series	Commercial	Mar - 23
7130	Mar - 23	Aug - 19	11,397.99	619.04	0.00	0.00	619.04	5.43%	New	X3 Series	Commercial	Mar - 23
7131	Mar - 23	Aug - 19	4,198.81	226.89	0.00	0.00	226.89	5.40%	New	2 Series	Commercial	Mar - 23

# Bavarian Sky S.A., Compartment German Auto Leases 6

## Monthly Investor Report

Reporting Date: Apr 11, 2023  
 Payment Date: Apr 20, 2023  
 Period No.: 21  
 Monthly Period: Mar, 2023  
 Interest Period: Mar 20, 2023 to Apr 20, 2023  
 = 31 days

### 8b. Defaulted Amount & Recovery Amount - Lease Level Data\* (Out of Deal)

	Month / Year of Default	Month / Year of Lease Origination	Discounted Lease Balance (Initial)	Discounted Lease Balance at Default **	Recovery (Current Period)	Recovery Total	Discounted Lease Balance End of Period	Net Loss in %	Vehicle Type (New / Used)	Vehicle Class	Customer Type	Out of Deal (Month / Year)
7132	Mar - 23	Aug - 19	7,222.92	388.34	0.00	0.00	388.34	5.38%	New	4 Series	Private Individual	Mar - 23
7133	Mar - 23	Aug - 19	5,915.93	319.14	0.00	0.00	319.14	5.39%	New	X1 Series	Private Individual	Mar - 23
7134	Mar - 23	Aug - 19	2,878.41	226.05	0.00	0.00	226.05	7.85%	New	MINI Hatch	Private Individual	Mar - 23
7135	Mar - 23	Aug - 19	4,359.01	237.55	0.00	0.00	237.55	5.45%	New	3 Series	Private Individual	Mar - 23
7136	Mar - 23	Aug - 19	3,614.92	197.00	0.00	0.00	197.00	5.45%	New	5 Series	Private Individual	Mar - 23
7137	Mar - 23	Aug - 19	3,062.63	284.87	0.00	0.00	284.87	9.30%	New	3 Series	Commercial	Mar - 23
7138	Mar - 23	Aug - 19	3,031.90	191.80	0.00	0.00	191.80	6.33%	New	1 Series	Private Individual	Mar - 23
7139	Mar - 23	Aug - 19	1,876.84	127.11	0.00	0.00	127.11	6.77%	New	X1 Series	Private Individual	Mar - 23
7140	Mar - 23	Aug - 19	3,302.55	251.20	0.00	0.00	251.20	7.61%	New	X2 Series	Private Individual	Mar - 23
7141	Mar - 23	Aug - 19	8,770.40	477.14	0.00	0.00	477.14	5.44%	New	X3 Series	Commercial	Mar - 23
7142	Mar - 23	Aug - 19	3,694.98	201.02	0.00	0.00	201.02	5.44%	New	2 Series	Private Individual	Mar - 23
7143	Mar - 23	Aug - 19	11,116.91	597.70	0.00	0.00	597.70	5.38%	New	X3 Series	Private Individual	Mar - 23
7144	Mar - 23	Aug - 19	5,473.41	298.79	0.00	0.00	298.79	5.46%	New	X1 Series	Private Individual	Mar - 23
7145	Mar - 23	Aug - 19	4,641.74	247.90	0.00	0.00	247.90	5.34%	New	3 Series	Private Individual	Mar - 23
7146	Mar - 23	Aug - 19	2,769.17	167.34	0.00	0.00	167.34	6.04%	New	1 Series	Private Individual	Mar - 23
7147	Mar - 23	Aug - 19	4,152.50	234.70	0.00	0.00	234.70	5.65%	New	1 Series	Commercial	Mar - 23
7148	Mar - 23	Aug - 19	11,856.23	645.02	0.00	0.00	645.02	5.44%	New	X1 Series	Commercial	Mar - 23
7149	Mar - 23	Aug - 19	1,876.92	168.07	0.00	0.00	168.07	8.95%	New	2 Series	Private Individual	Mar - 23
7150	Mar - 23	Aug - 19	5,181.12	279.50	0.00	0.00	279.50	5.39%	New	X2 Series	Private Individual	Mar - 23
7151	Mar - 23	Aug - 19	2,518.97	184.03	0.00	0.00	184.03	7.31%	New	3 Series	Private Individual	Mar - 23
7152	Mar - 23	Aug - 19	3,005.87	166.94	0.00	0.00	166.94	5.55%	New	1 Series	Private Individual	Mar - 23
7153	Mar - 23	Aug - 19	6,644.97	365.24	0.00	0.00	365.24	5.50%	New	X6 Series	Private Individual	Mar - 23
7154	Mar - 23	Aug - 19	7,752.26	416.80	0.00	0.00	416.80	5.38%	New	5 Series	Private Individual	Mar - 23
7155	Mar - 23	Aug - 19	2,784.46	141.53	0.00	0.00	141.53	5.08%	New	X1 Series	Private Individual	Mar - 23
7156	Mar - 23	Aug - 19	4,632.99	249.93	0.00	0.00	249.93	5.39%	New	5 Series	Private Individual	Mar - 23
7157	Mar - 23	Aug - 19	4,906.96	255.89	0.00	0.00	255.89	5.21%	New	X1 Series	Private Individual	Mar - 23
7158	Mar - 23	Aug - 19	2,797.81	150.93	0.00	0.00	150.93	5.39%	New	MINI Hatch	Commercial	Mar - 23
7159	Mar - 23	Aug - 19	5,781.01	307.21	0.00	0.00	307.21	5.31%	New	X6 Series	Commercial	Mar - 23
7160	Mar - 23	Aug - 19	7,455.79	510.41	0.00	0.00	510.41	6.85%	Used	6 Series	Private Individual	Mar - 23
7161	Mar - 23	Aug - 19	5,518.76	127.30	0.00	0.00	127.30	2.31%	New	X1 Series	Private Individual	Mar - 23
7162	Mar - 23	Aug - 19	3,976.78	222.02	0.00	0.00	222.02	5.58%	New	2 Series	Private Individual	Mar - 23
7163	Mar - 23	Sept - 19	2,569.81	192.21	0.00	0.00	192.21	7.48%	New	X2 Series	Private Individual	Mar - 23

# Bavarian Sky S.A., Compartment German Auto Leases 6

## Monthly Investor Report

Reporting Date:	Apr 11, 2023
Payment Date:	Apr 20, 2023
Period No.:	21
Monthly Period:	Mar, 2023
Interest Period:	Mar 20, 2023 to Apr 20, 2023 = 31 days

### 8b. Defaulted Amount & Recovery Amount - Lease Level Data\* (Out of Deal)

	Month / Year of Default	Month / Year of Lease Origination	Discounted Lease Balance (Initial)	Discounted Lease Balance at Default **	Recovery (Current Period)	Recovery Total	Discounted Lease Balance End of Period	Net Loss in %	Vehicle Type (New / Used)	Vehicle Class	Customer Type	Out of Deal (Month / Year)
7164	Mar - 23	Sept - 19	4,385.53	311.73	0.00	0.00	311.73	7.11%	New	X2 Series	Private Individual	Mar - 23
7165	Mar - 23	Oct - 19	5,296.33	288.63	0.00	0.00	288.63	5.45%	New	X2 Series	Private Individual	Mar - 23
7166	Mar - 23	Jan - 20	21,730.80	606.62	0.00	0.00	606.62	2.79%	New	X5 Series	Commercial	Mar - 23
7167	Mar - 23	Jan - 20	5,486.74	342.32	0.00	0.00	342.32	6.24%	New	5 Series	Commercial	Mar - 23
7168	Mar - 23	Jan - 20	2,301.64	245.70	0.00	0.00	245.70	10.67%	New	1 Series	Commercial	Mar - 23
7169	Mar - 23	Jan - 20	6,120.21	341.09	0.00	0.00	341.09	5.57%	New	X1 Series	Commercial	Mar - 23
7170	Mar - 23	Jan - 20	8,893.40	496.52	0.00	0.00	496.52	5.58%	New	X3 Series	Private Individual	Mar - 23
7171	Mar - 23	Jan - 20	1,954.14	92.27	0.00	0.00	92.27	4.72%	New	MINI Hatch	Commercial	Mar - 23
7172	Mar - 23	Jan - 20	3,346.90	273.11	0.00	0.00	273.11	8.16%	New	X4 Series	Commercial	Mar - 23
7173	Mar - 23	Jan - 20	8,766.58	489.44	0.00	0.00	489.44	5.58%	New	i3 Series	Commercial	Mar - 23
7174	Mar - 23	Jan - 20	2,789.43	155.46	0.00	0.00	155.46	5.57%	New	MINI Hatch	Private Individual	Mar - 23
7175	Mar - 23	Jan - 20	8,735.59	487.70	0.00	0.00	487.70	5.58%	New	X3 Series	Commercial	Mar - 23
7176	Mar - 23	Jan - 20	6,908.04	382.33	0.00	0.00	382.33	5.53%	New	1 Series	Commercial	Mar - 23
7177	Mar - 23	Jan - 20	27,123.36	1,013.41	0.00	0.00	1,013.41	3.74%	New	X5 Series	Commercial	Mar - 23
7178	Mar - 23	Jan - 20	7,895.47	436.98	0.00	0.00	436.98	5.53%	New	7 Series	Commercial	Mar - 23
7179	Mar - 23	Jan - 20	16,772.45	22.72	0.00	0.00	22.72	0.14%	New	5 Series	Commercial	Mar - 23
7180	Mar - 23	Jan - 20	22,014.13	1,220.50	0.00	0.00	1,220.50	5.54%	New	X6 Series	Commercial	Mar - 23
7181	Mar - 23	Jan - 20	5,439.09	303.13	0.00	0.00	303.13	5.57%	New	3 Series	Private Individual	Mar - 23
7182	Mar - 23	Jan - 20	7,719.46	427.98	0.00	0.00	427.98	5.54%	New	3 Series	Commercial	Mar - 23
7183	Mar - 23	Jan - 20	5,411.77	1,698.64	0.00	0.00	1,698.64	31.39%	New	1 Series	Commercial	Mar - 23
7184	Mar - 23	Jan - 20	8,798.78	537.76	0.00	0.00	537.76	6.11%	New	3 Series	Commercial	Mar - 23
7185	Mar - 23	Jan - 20	6,428.02	311.03	0.00	0.00	311.03	4.84%	New	1 Series	Private Individual	Mar - 23
7186	Mar - 23	Jan - 20	1,980.61	109.24	0.00	0.00	109.24	5.52%	New	MINI Hatch	Private Individual	Mar - 23
7187	Mar - 23	Jan - 20	9,110.59	503.36	0.00	0.00	503.36	5.52%	New	3 Series	Commercial	Mar - 23
7188	Mar - 23	Jan - 20	6,957.85	388.46	0.00	0.00	388.46	5.58%	New	X1 Series	Commercial	Mar - 23
7189	Mar - 23	Jan - 20	13,653.98	753.08	0.00	0.00	753.08	5.52%	New	X5 Series	Commercial	Mar - 23
7190	Mar - 23	Jan - 20	2,755.91	135.33	0.00	0.00	135.33	4.91%	New	MINI Hatch	Private Individual	Mar - 23
7191	Mar - 23	Jan - 20	11,172.10	1,168.49	0.00	0.00	1,168.49	10.46%	New	8 Series	Commercial	Mar - 23
7192	Mar - 23	Jan - 20	2,241.72	168.07	0.00	0.00	168.07	7.50%	New	3 Series	Private Individual	Mar - 23
7193	Mar - 23	Jan - 20	16,759.61	924.37	0.00	0.00	924.37	5.52%	New	6 Series	Commercial	Mar - 23
7194	Mar - 23	Jan - 20	2,662.45	102.97	0.00	0.00	102.97	3.87%	New	1 Series	Commercial	Mar - 23
7195	Mar - 23	Jan - 20	10,159.68	1,059.03	0.00	0.00	1,059.03	10.42%	New	6 Series	Commercial	Mar - 23

# Bavarian Sky S.A., Compartment German Auto Leases 6

## Monthly Investor Report

Reporting Date: Apr 11, 2023  
 Payment Date: Apr 20, 2023  
 Period No.: 21  
 Monthly Period: Mar, 2023  
 Interest Period: Mar 20, 2023 to Apr 20, 2023  
 = 31 days

### 8b. Defaulted Amount & Recovery Amount - Lease Level Data\* (Out of Deal)

	Month / Year of Default	Month / Year of Lease Origination	Discounted Lease Balance (Initial)	Discounted Lease Balance at Default **	Recovery (Current Period)	Recovery Total	Discounted Lease Balance End of Period	Net Loss in %	Vehicle Type (New / Used)	Vehicle Class	Customer Type	Out of Deal (Month / Year)
7196	Mar - 23	Jan - 20	5,637.25	310.92	0.00	0.00	310.92	5.52%	New	2 Series	Private Individual	Mar - 23
7197	Mar - 23	Jan - 20	4,188.10	233.41	0.00	0.00	233.41	5.57%	New	1 Series	Commercial	Mar - 23
7198	Mar - 23	Jan - 20	10,935.28	605.22	0.00	0.00	605.22	5.53%	New	3 Series	Commercial	Mar - 23
7199	Mar - 23	Jan - 20	10,624.14	588.00	0.00	0.00	588.00	5.53%	New	5 Series	Commercial	Mar - 23
7200	Mar - 23	Jan - 20	6,511.13	358.50	0.00	0.00	358.50	5.51%	New	MINI Hatch	Commercial	Mar - 23
7201	Mar - 23	Jan - 20	4,044.85	248.32	0.00	0.00	248.32	6.14%	New	MINI Clubman	Private Individual	Mar - 23
7202	Mar - 23	Jan - 20	1,552.24	83.77	0.00	0.00	83.77	5.40%	New	1 Series	Private Individual	Mar - 23
7203	Mar - 23	Jan - 20	3,795.78	210.08	0.00	0.00	210.08	5.53%	New	X1 Series	Private Individual	Mar - 23
7204	Mar - 23	Jan - 20	4,615.18	13.65	0.00	0.00	13.65	0.30%	New	MINI Hatch	Commercial	Mar - 23
7205	Mar - 23	Jan - 20	14,970.52	992.64	0.00	0.00	992.64	6.63%	New	X5 Series	Commercial	Mar - 23
7206	Mar - 23	Jan - 20	4,010.30	323.87	0.00	0.00	323.87	8.08%	New	5 Series	Private Individual	Mar - 23
7207	Mar - 23	Jan - 20	6,997.81	390.00	0.00	0.00	390.00	5.57%	New	5 Series	Private Individual	Mar - 23
7208	Mar - 23	Jan - 20	18,935.84	528.59	0.00	0.00	528.59	2.79%	New	X5 Series	Commercial	Mar - 23
7209	Mar - 23	Jan - 20	6,204.17	342.78	0.00	0.00	342.78	5.52%	New	MINI Hatch	Commercial	Mar - 23
7210	Mar - 23	Jan - 20	4,738.81	48.51	0.00	0.00	48.51	1.02%	New	X3 Series	Private Individual	Mar - 23
7211	Mar - 23	Jan - 20	8,734.66	482.59	0.00	0.00	482.59	5.53%	New	5 Series	Private Individual	Mar - 23
7212	Mar - 23	Jan - 20	19,943.94	806.67	0.00	0.00	806.67	4.04%	New	X5 Series	Commercial	Mar - 23
7213	Mar - 23	Jan - 20	18,671.34	1,021.00	0.00	0.00	1,021.00	5.47%	New	X5 Series	Commercial	Mar - 23
7214	Mar - 23	Jan - 20	1,522.11	176.47	0.00	0.00	176.47	11.59%	New	1 Series	Private Individual	Mar - 23
7215	Mar - 23	Jan - 20	19,453.25	1,061.94	0.00	0.00	1,061.94	5.46%	New	X6 Series	Commercial	Mar - 23
7216	Mar - 23	Jan - 20	3,947.18	217.33	0.00	0.00	217.33	5.51%	New	X1 Series	Private Individual	Mar - 23
7217	Mar - 23	Jan - 20	4,478.24	459.09	0.00	0.00	459.09	10.25%	New	5 Series	Commercial	Mar - 23
7218	Mar - 23	Jan - 20	5,910.46	323.20	0.00	0.00	323.20	5.47%	New	5 Series	Private Individual	Mar - 23
7219	Mar - 23	Jan - 20	7,116.91	392.53	0.00	0.00	392.53	5.52%	New	X1 Series	Commercial	Mar - 23
7220	Mar - 23	Jan - 20	8,265.88	503.83	0.00	0.00	503.83	6.10%	New	i8 Series	Commercial	Mar - 23
7221	Mar - 23	Jan - 20	5,699.13	340.65	0.00	0.00	340.65	5.98%	New	MINI Hatch	Commercial	Mar - 23
7222	Mar - 23	Jan - 20	6,994.04	381.80	0.00	0.00	381.80	5.46%	New	3 Series	Commercial	Mar - 23
7223	Mar - 23	Jan - 20	7,872.10	429.00	0.00	0.00	429.00	5.45%	New	3 Series	Commercial	Mar - 23
7224	Mar - 23	Jan - 20	7,636.04	375.80	0.00	0.00	375.80	4.92%	New	3 Series	Commercial	Mar - 23
7225	Mar - 23	Jan - 20	4,926.05	268.91	0.00	0.00	268.91	5.46%	New	3 Series	Private Individual	Mar - 23
7226	Mar - 23	Jan - 20	4,544.86	250.67	0.00	0.00	250.67	5.52%	New	X2 Series	Private Individual	Mar - 23
7227	Mar - 23	Jan - 20	7,112.39	459.09	0.00	0.00	459.09	6.45%	New	5 Series	Commercial	Mar - 23

# Bavarian Sky S.A., Compartment German Auto Leases 6

## Monthly Investor Report

Reporting Date:	Apr 11, 2023
Payment Date:	Apr 20, 2023
Period No.:	21
Monthly Period:	Mar, 2023
Interest Period:	Mar 20, 2023 to Apr 20, 2023 = 31 days

### 8b. Defaulted Amount & Recovery Amount - Lease Level Data\* (Out of Deal)

	Month / Year of Default	Month / Year of Lease Origination	Discounted Lease Balance (Initial)	Discounted Lease Balance at Default **	Recovery (Current Period)	Recovery Total	Discounted Lease Balance End of Period	Net Loss in %	Vehicle Type (New / Used)	Vehicle Class	Customer Type	Out of Deal (Month / Year)
7228	Mar - 23	Jan - 20	17,953.82	988.53	0.00	0.00	988.53	5.51%	New	X5 Series	Commercial	Mar - 23
7229	Mar - 23	Jan - 20	6,675.84	364.43	0.00	0.00	364.43	5.46%	New	5 Series	Commercial	Mar - 23
7230	Mar - 23	Jan - 20	2,234.19	260.00	0.00	0.00	260.00	11.64%	New	5 Series	Commercial	Mar - 23
7231	Mar - 23	Jan - 20	9,440.67	515.36	0.00	0.00	515.36	5.46%	New	X3 Series	Commercial	Mar - 23
7232	Mar - 23	Feb - 20	2,538.74	163.87	0.00	0.00	163.87	6.45%	New	MINI Hatch	Private Individual	Mar - 23
7233	Mar - 23	Feb - 20	9,149.99	498.64	0.00	0.00	498.64	5.45%	New	X5 Series	Private Individual	Mar - 23
7234	Mar - 23	Feb - 20	2,101.01	179.39	0.00	0.00	179.39	8.54%	New	MINI Hatch	Private Individual	Mar - 23
7235	Mar - 23	Feb - 20	20,762.92	1,199.00	0.00	0.00	1,199.00	5.77%	New	X5 Series	Commercial	Mar - 23
7236	Mar - 23	Feb - 20	8,155.31	667.22	0.00	0.00	667.22	8.18%	New	3 Series	Private Individual	Mar - 23
7237	Mar - 23	Feb - 20	8,718.48	992.19	0.00	0.00	992.19	11.38%	New	X6 Series	Private Individual	Mar - 23
7238	Mar - 23	Feb - 20	4,162.31	226.83	0.00	0.00	226.83	5.45%	New	X2 Series	Commercial	Mar - 23
7239	Mar - 23	Feb - 20	4,911.95	302.30	0.00	0.00	302.30	6.15%	New	X1 Series	Commercial	Mar - 23
7240	Mar - 23	Feb - 20	940.80	80.77	0.00	0.00	80.77	8.59%	New	MINI Hatch	Private Individual	Mar - 23
7241	Mar - 23	Feb - 20	10,988.58	757.19	0.00	0.00	757.19	6.89%	New	5 Series	Commercial	Mar - 23
7242	Mar - 23	Feb - 20	3,036.17	165.46	0.00	0.00	165.46	5.45%	New	2 Series	Private Individual	Mar - 23
7243	Mar - 23	Feb - 20	9,675.68	530.00	0.00	0.00	530.00	5.48%	New	3 Series	Private Individual	Mar - 23
7244	Mar - 23	Feb - 20	8,298.41	453.78	0.00	0.00	453.78	5.47%	New	5 Series	Private Individual	Mar - 23
7245	Mar - 23	Feb - 20	7,721.48	525.19	0.00	0.00	525.19	6.80%	New	X3 Series	Commercial	Mar - 23
7246	Mar - 23	Feb - 20	10,143.06	565.29	0.00	0.00	565.29	5.57%	New	5 Series	Private Individual	Mar - 23
7247	Mar - 23	Feb - 20	16,478.87	901.11	0.00	0.00	901.11	5.47%	New	X5 Series	Commercial	Mar - 23
7248	Mar - 23	Feb - 20	6,467.20	354.25	0.00	0.00	354.25	5.48%	New	4 Series	Private Individual	Mar - 23
7249	Mar - 23	Feb - 20	6,986.23	378.15	0.00	0.00	378.15	5.41%	New	MINI Hatch	Private Individual	Mar - 23
7250	Mar - 23	Feb - 20	7,785.90	423.58	0.00	0.00	423.58	5.44%	New	X3 Series	Commercial	Mar - 23
7251	Mar - 23	Feb - 20	10,127.14	553.78	0.00	0.00	553.78	5.47%	New	X3 Series	Private Individual	Mar - 23
7252	Mar - 23	Feb - 20	5,917.82	301.51	0.00	0.00	301.51	5.09%	New	1 Series	Private Individual	Mar - 23
7253	Mar - 23	Feb - 20	2,319.13	126.60	0.00	0.00	126.60	5.46%	New	MINI Hatch	Private Individual	Mar - 23
7254	Mar - 23	Feb - 20	3,214.01	104.92	0.00	0.00	104.92	3.26%	New	MINI Hatch	Commercial	Mar - 23
7255	Mar - 23	Feb - 20	6,959.68	377.35	0.00	0.00	377.35	5.42%	New	2 Series	Commercial	Mar - 23
7256	Mar - 23	Feb - 20	928.07	16.11	0.00	0.00	16.11	1.74%	New	MINI Hatch	Private Individual	Mar - 23
7257	Mar - 23	Feb - 20	4,216.06	331.93	0.00	0.00	331.93	7.87%	New	X3 Series	Private Individual	Mar - 23
7258	Mar - 23	Feb - 20	11,417.35	318.71	0.00	0.00	318.71	2.79%	New	X3 Series	Commercial	Mar - 23
7259	Mar - 23	Feb - 20	7,580.82	414.54	0.00	0.00	414.54	5.47%	New	X3 Series	Private Individual	Mar - 23

# Bavarian Sky S.A., Compartment German Auto Leases 6

## Monthly Investor Report

Reporting Date: Apr 11, 2023  
 Payment Date: Apr 20, 2023  
 Period No.: 21  
 Monthly Period: Mar, 2023  
 Interest Period: Mar 20, 2023 to Apr 20, 2023  
 = 31 days

### 8b. Defaulted Amount & Recovery Amount - Lease Level Data\* (Out of Deal)

	Month / Year of Default	Month / Year of Lease Origination	Discounted Lease Balance (Initial)	Discounted Lease Balance at Default **	Recovery (Current Period)	Recovery Total	Discounted Lease Balance End of Period	Net Loss in %	Vehicle Type (New / Used)	Vehicle Class	Customer Type	Out of Deal (Month / Year)
7260	Mar - 23	Feb - 20	8,180.93	445.83	0.00	0.00	445.83	5.45%	New	2 Series	Commercial	Mar - 23
7261	Mar - 23	Feb - 20	9,372.38	509.89	0.00	0.00	509.89	5.44%	New	X3 Series	Private Individual	Mar - 23
7262	Mar - 23	Feb - 20	4,354.44	235.30	0.00	0.00	235.30	5.40%	New	1 Series	Private Individual	Mar - 23
7263	Mar - 23	Feb - 20	3,218.96	184.88	0.00	0.00	184.88	5.74%	New	MINI Hatch	Private Individual	Mar - 23
7264	Mar - 23	Feb - 20	10,208.02	458.90	0.00	0.00	458.90	4.50%	New	7 Series	Commercial	Mar - 23
7265	Mar - 23	Feb - 20	4,203.10	226.74	0.00	0.00	226.74	5.39%	New	MINI Hatch	Private Individual	Mar - 23
7266	Mar - 23	Feb - 20	5,588.98	302.52	0.00	0.00	302.52	5.41%	New	X1 Series	Private Individual	Mar - 23
7267	Mar - 23	Feb - 20	8,395.97	464.68	0.00	0.00	464.68	5.53%	New	3 Series	Commercial	Mar - 23
7268	Mar - 23	Feb - 20	7,427.59	402.72	0.00	0.00	402.72	5.42%	New	X5 Series	Private Individual	Mar - 23
7269	Mar - 23	Feb - 20	5,253.18	283.50	0.00	0.00	283.50	5.40%	New	6 Series	Private Individual	Mar - 23
7270	Mar - 23	Feb - 20	4,649.73	254.26	0.00	0.00	254.26	5.47%	New	MINI Hatch	Private Individual	Mar - 23
7271	Mar - 23	Feb - 20	7,214.99	378.82	0.00	0.00	378.82	5.25%	New	X6 Series	Private Individual	Mar - 23
7272	Mar - 23	Feb - 20	12,035.74	65.15	0.00	0.00	65.15	0.54%	New	X3 Series	Commercial	Mar - 23
7273	Mar - 23	Feb - 20	3,839.61	178.09	0.00	0.00	178.09	4.64%	New	MINI Clubman	Private Individual	Mar - 23
7274	Mar - 23	Feb - 20	11,172.97	604.77	0.00	0.00	604.77	5.41%	New	Z4 Series	Commercial	Mar - 23
7275	Mar - 23	Feb - 20	7,667.51	422.17	0.00	0.00	422.17	5.51%	New	X3 Series	Commercial	Mar - 23
7276	Mar - 23	Feb - 20	1,455.58	22.67	0.00	0.00	22.67	1.56%	New	1 Series	Private Individual	Mar - 23
7277	Mar - 23	Feb - 20	6,581.35	354.44	0.00	0.00	354.44	5.39%	New	MINI Hatch	Private Individual	Mar - 23
7278	Mar - 23	Feb - 20	7,708.66	415.85	0.00	0.00	415.85	5.39%	New	3 Series	Commercial	Mar - 23
7279	Mar - 23	Feb - 20	5,722.77	309.24	0.00	0.00	309.24	5.40%	New	MINI Hatch	Commercial	Mar - 23
7280	Mar - 23	Feb - 20	15,295.97	82.79	0.00	0.00	82.79	0.54%	New	5 Series	Commercial	Mar - 23
7281	Mar - 23	Feb - 20	10,038.73	542.46	0.00	0.00	542.46	5.40%	New	X3 Series	Private Individual	Mar - 23
7282	Mar - 23	Feb - 20	12,954.14	93.33	0.00	0.00	93.33	0.72%	New	2 Series	Commercial	Mar - 23
7283	Mar - 23	Feb - 20	18,487.42	999.00	0.00	0.00	999.00	5.40%	New	5 Series	Commercial	Mar - 23
7284	Mar - 23	Feb - 20	8,635.09	671.43	0.00	0.00	671.43	7.78%	New	X3 Series	Commercial	Mar - 23
7285	Mar - 23	Feb - 20	3,469.60	656.93	0.00	0.00	656.93	18.93%	New	X3 Series	Private Individual	Mar - 23
7286	Mar - 23	Feb - 20	16,583.53	893.11	0.00	0.00	893.11	5.39%	New	X6 Series	Private Individual	Mar - 23
7287	Mar - 23	Feb - 20	8,204.35	104.22	0.00	0.00	104.22	1.27%	New	3 Series	Commercial	Mar - 23
7288	Mar - 23	Feb - 20	9,839.26	535.29	0.00	0.00	535.29	5.44%	New	1 Series	Commercial	Mar - 23
7289	Mar - 23	Feb - 20	3,904.81	209.24	0.00	0.00	209.24	5.36%	New	1 Series	Private Individual	Mar - 23
7290	Mar - 23	Feb - 20	2,346.46	133.33	0.00	0.00	133.33	5.68%	New	MINI Hatch	Private Individual	Mar - 23
7291	Mar - 23	Feb - 20	5,178.70	282.22	0.00	0.00	282.22	5.45%	New	1 Series	Private Individual	Mar - 23

**Bavarian Sky S.A., Compartment German Auto Leases 6**  
**Monthly Investor Report**

Reporting Date: Apr 11, 2023  
 Payment Date: Apr 20, 2023  
 Period No.: 21  
 Monthly Period: Mar, 2023  
 Interest Period: Mar 20, 2023 to Apr 20, 2023  
 = 31 days

**8b. Defaulted Amount & Recovery Amount - Lease Level Data\* (Out of Deal)**

	Month / Year of Default	Month / Year of Lease Origination	Discounted Lease Balance (Initial)	Discounted Lease Balance at Default **	Recovery (Current Period)	Recovery Total	Discounted Lease Balance End of Period	Net Loss in %	Vehicle Type (New / Used)	Vehicle Class	Customer Type	Out of Deal (Month / Year)
7292	Mar - 23	Feb - 20	8,427.34	339.95	0.00	0.00	339.95	4.03%	New	X3 Series	Private Individual	Mar - 23
7293	Mar - 23	Feb - 20	5,450.05	295.00	0.00	0.00	295.00	5.41%	New	1 Series	Private Individual	Mar - 23
7294	Mar - 23	Feb - 20	12,139.83	649.43	0.00	0.00	649.43	5.35%	New	3 Series	Commercial	Mar - 23
7295	Mar - 23	Feb - 20	6,759.19	364.63	0.00	0.00	364.63	5.39%	New	MINI Clubman	Commercial	Mar - 23
7296	Mar - 23	Feb - 20	11,205.47	671.43	0.00	0.00	671.43	5.99%	New	7 Series	Commercial	Mar - 23
7297	Mar - 23	Feb - 20	7,063.82	382.35	0.00	0.00	382.35	5.41%	New	X3 Series	Private Individual	Mar - 23
7298	Mar - 23	Feb - 20	2,835.63	152.97	0.00	0.00	152.97	5.39%	New	X1 Series	Private Individual	Mar - 23
7299	Mar - 23	Feb - 20	3,934.15	192.98	0.00	0.00	192.98	4.91%	New	X1 Series	Private Individual	Mar - 23
7300	Mar - 23	Feb - 20	1,726.12	92.34	0.00	0.00	92.34	5.35%	New	i3 Series	Commercial	Mar - 23
7301	Mar - 23	Feb - 20	11,761.64	189.08	0.00	0.00	189.08	1.61%	New	4 Series	Private Individual	Mar - 23
7302	Mar - 23	Feb - 20	8,771.07	141.00	0.00	0.00	141.00	1.61%	New	5 Series	Commercial	Mar - 23
7303	Mar - 23	Feb - 20	7,752.60	489.46	0.00	0.00	489.46	6.31%	New	Z4 Series	Private Individual	Mar - 23
7304	Mar - 23	Feb - 20	10,350.24	536.13	0.00	0.00	536.13	5.18%	New	X3 Series	Private Individual	Mar - 23
7305	Mar - 23	Feb - 20	15,328.26	831.09	0.00	0.00	831.09	5.42%	New	X5 Series	Private Individual	Mar - 23
7306	Mar - 23	Feb - 20	1,605.43	158.32	0.00	0.00	158.32	9.86%	New	3 Series	Private Individual	Mar - 23
7307	Mar - 23	Feb - 20	7,518.25	423.33	0.00	0.00	423.33	5.63%	New	3 Series	Commercial	Mar - 23
7308	Mar - 23	Feb - 20	5,336.68	285.49	0.00	0.00	285.49	5.35%	New	MINI Hatch	Private Individual	Mar - 23
7309	Mar - 23	Feb - 20	19,594.95	315.00	0.00	0.00	315.00	1.61%	New	X5 Series	Commercial	Mar - 23
7310	Mar - 23	Feb - 20	4,189.03	388.48	0.00	0.00	388.48	9.27%	New	1 Series	Private Individual	Mar - 23
7311	Mar - 23	Feb - 20	4,184.26	331.09	0.00	0.00	331.09	7.91%	New	i3 Series	Commercial	Mar - 23
7312	Mar - 23	Feb - 20	2,738.77	173.95	0.00	0.00	173.95	6.35%	New	1 Series	Private Individual	Mar - 23
7313	Mar - 23	Feb - 20	5,280.67	284.87	0.00	0.00	284.87	5.39%	New	i3 Series	Commercial	Mar - 23
7314	Mar - 23	Feb - 20	7,600.59	406.60	0.00	0.00	406.60	5.35%	New	6 Series	Private Individual	Mar - 23
7315	Mar - 23	Feb - 20	20,116.04	989.94	0.00	0.00	989.94	4.92%	New	X6 Series	Commercial	Mar - 23
7316	Mar - 23	Feb - 20	1,257.13	142.02	0.00	0.00	142.02	11.30%	New	MINI Hatch	Private Individual	Mar - 23
7317	Mar - 23	Feb - 20	17,682.88	315.32	0.00	0.00	315.32	1.78%	New	X3 Series	Commercial	Mar - 23
7318	Mar - 23	Feb - 20	11,612.02	626.42	0.00	0.00	626.42	5.39%	New	X3 Series	Commercial	Mar - 23
7319	Mar - 23	Feb - 20	4,948.36	359.02	0.00	0.00	359.02	7.26%	New	1 Series	Commercial	Mar - 23
7320	Mar - 23	Feb - 20	4,709.13	259.73	0.00	0.00	259.73	5.52%	New	MINI Hatch	Private Individual	Mar - 23
7321	Mar - 23	Feb - 20	2,980.61	159.45	0.00	0.00	159.45	5.35%	New	X1 Series	Private Individual	Mar - 23
7322	Mar - 23	Feb - 20	4,744.74	252.56	0.00	0.00	252.56	5.32%	New	2 Series	Commercial	Mar - 23
7323	Mar - 23	Feb - 20	6,290.36	328.14	0.00	0.00	328.14	5.22%	New	i3 Series	Commercial	Mar - 23



# Bavarian Sky S.A., Compartment German Auto Leases 6

## Monthly Investor Report

Reporting Date: Apr 11, 2023  
 Payment Date: Apr 20, 2023  
 Period No.: 21  
 Monthly Period: Mar, 2023  
 Interest Period: Mar 20, 2023 to Apr 20, 2023  
 = 31 days

### 8b. Defaulted Amount & Recovery Amount - Lease Level Data\* (Out of Deal)

	Month / Year of Default	Month / Year of Lease Origination	Discounted Lease Balance (Initial)	Discounted Lease Balance at Default **	Recovery (Current Period)	Recovery Total	Discounted Lease Balance End of Period	Net Loss in %	Vehicle Type (New / Used)	Vehicle Class	Customer Type	Out of Deal (Month / Year)
7324	Mar - 23	Feb - 20	4,334.03	232.24	0.00	0.00	232.24	5.36%	New	X1 Series	Commercial	Mar - 23
7325	Mar - 23	Feb - 20	8,647.47	198.80	0.00	0.00	198.80	2.30%	New	3 Series	Commercial	Mar - 23
7326	Mar - 23	Feb - 20	15,771.17	839.49	0.00	0.00	839.49	5.32%	New	5 Series	Commercial	Mar - 23
7327	Mar - 23	Feb - 20	4,728.24	252.10	0.00	0.00	252.10	5.33%	New	X2 Series	Private Individual	Mar - 23
7328	Mar - 23	Feb - 20	4,199.40	226.54	0.00	0.00	226.54	5.39%	New	MINI Hatch	Commercial	Mar - 23
7329	Mar - 23	Feb - 20	10,257.76	1,142.19	0.00	0.00	1,142.19	11.13%	New	X5 Series	Private Individual	Mar - 23
7330	Mar - 23	Feb - 20	9,371.70	498.85	0.00	0.00	498.85	5.32%	New	3 Series	Commercial	Mar - 23
7331	Mar - 23	Feb - 20	5,344.06	342.16	0.00	0.00	342.16	6.40%	New	X2 Series	Commercial	Mar - 23
7332	Mar - 23	Feb - 20	9,840.12	813.56	0.00	0.00	813.56	8.27%	New	X5 Series	Commercial	Mar - 23
7333	Mar - 23	Feb - 20	7,477.68	580.00	0.00	0.00	580.00	7.76%	New	X5 Series	Commercial	Mar - 23
7334	Mar - 23	Feb - 20	5,969.25	319.33	0.00	0.00	319.33	5.35%	New	4 Series	Private Individual	Mar - 23
7335	Mar - 23	Feb - 20	6,290.36	341.06	0.00	0.00	341.06	5.42%	New	i3 Series	Commercial	Mar - 23
7336	Mar - 23	Feb - 20	3,614.15	193.02	0.00	0.00	193.02	5.34%	New	MINI Hatch	Commercial	Mar - 23
7337	Mar - 23	Feb - 20	2,899.95	313.89	0.00	0.00	313.89	10.82%	New	MINI Hatch	Commercial	Mar - 23
7338	Mar - 23	Feb - 20	15,159.93	836.15	0.00	0.00	836.15	5.52%	New	X3 Series	Commercial	Mar - 23
7339	Mar - 23	Feb - 20	1,745.85	147.06	0.00	0.00	147.06	8.42%	New	MINI Hatch	Private Individual	Mar - 23
7340	Mar - 23	Feb - 20	17,568.73	947.76	0.00	0.00	947.76	5.39%	New	Group Others	Private Individual	Mar - 23
7341	Mar - 23	Feb - 20	20,914.50	1,123.16	0.00	0.00	1,123.16	5.37%	New	X7 Series	Commercial	Mar - 23
7342	Mar - 23	Feb - 20	11,628.91	268.23	0.00	0.00	268.23	2.31%	New	2 Series	Commercial	Mar - 23
7343	Mar - 23	Feb - 20	9,478.20	523.67	0.00	0.00	523.67	5.52%	New	5 Series	Commercial	Mar - 23
7344	Mar - 23	Feb - 20	4,001.66	214.43	0.00	0.00	214.43	5.36%	New	1 Series	Private Individual	Mar - 23
7345	Mar - 23	Feb - 20	6,822.03	365.56	0.00	0.00	365.56	5.36%	New	X1 Series	Private Individual	Mar - 23
7346	Mar - 23	Feb - 20	10,919.80	507.12	0.00	0.00	507.12	4.64%	New	2 Series	Commercial	Mar - 23
7347	Mar - 23	Feb - 20	2,583.72	197.48	0.00	0.00	197.48	7.64%	New	2 Series	Private Individual	Mar - 23
7348	Mar - 23	Feb - 20	7,088.63	381.76	0.00	0.00	381.76	5.39%	New	X3 Series	Commercial	Mar - 23
7349	Mar - 23	Feb - 20	2,788.37	148.67	0.00	0.00	148.67	5.33%	New	X5 Series	Private Individual	Mar - 23
7350	Mar - 23	Feb - 20	16,136.17	864.66	0.00	0.00	864.66	5.36%	New	X3 Series	Commercial	Mar - 23
7351	Mar - 23	Feb - 20	12,581.34	242.59	0.00	0.00	242.59	1.93%	New	8 Series	Commercial	Mar - 23
7352	Mar - 23	Feb - 20	6,921.22	369.64	0.00	0.00	369.64	5.34%	New	X1 Series	Private Individual	Mar - 23
7353	Mar - 23	Feb - 20	14,229.74	758.70	0.00	0.00	758.70	5.33%	New	X5 Series	Commercial	Mar - 23
7354	Mar - 23	Feb - 20	4,306.64	99.01	0.00	0.00	99.01	2.30%	New	X1 Series	Private Individual	Mar - 23
7355	Mar - 23	Feb - 20	1,596.20	85.39	0.00	0.00	85.39	5.35%	New	MINI Hatch	Private Individual	Mar - 23

**Bavarian Sky S.A., Compartment German Auto Leases 6**  
**Monthly Investor Report**

Reporting Date: Apr 11, 2023  
 Payment Date: Apr 20, 2023  
 Period No.: 21  
 Monthly Period: Mar, 2023  
 Interest Period: Mar 20, 2023 to Apr 20, 2023  
 = 31 days

**8b. Defaulted Amount & Recovery Amount - Lease Level Data\* (Out of Deal)**

	Month / Year of Default	Month / Year of Lease Origination	Discounted Lease Balance (Initial)	Discounted Lease Balance at Default **	Recovery (Current Period)	Recovery Total	Discounted Lease Balance End of Period	Net Loss in %	Vehicle Type (New / Used)	Vehicle Class	Customer Type	Out of Deal (Month / Year)
7356	Mar - 23	Feb - 20	6,346.49	337.82	0.00	0.00	337.82	5.32%	New	MINI Hatch	Commercial	Mar - 23
7357	Mar - 23	Feb - 20	1,927.68	102.78	0.00	0.00	102.78	5.33%	New	1 Series	Private Individual	Mar - 23
7358	Mar - 23	Feb - 20	6,387.26	339.99	0.00	0.00	339.99	5.32%	New	2 Series	Private Individual	Mar - 23
7359	Mar - 23	Feb - 20	10,092.76	72.72	0.00	0.00	72.72	0.72%	New	X3 Series	Private Individual	Mar - 23
7360	Mar - 23	Feb - 20	15,350.92	817.12	0.00	0.00	817.12	5.32%	New	X5 Series	Commercial	Mar - 23
7361	Mar - 23	Feb - 20	15,404.73	808.82	0.00	0.00	808.82	5.25%	New	4 Series	Commercial	Mar - 23
7362	Mar - 23	Feb - 20	20,739.88	1,118.83	0.00	0.00	1,118.83	5.39%	New	8 Series	Commercial	Mar - 23
7363	Mar - 23	Feb - 20	3,222.79	166.18	0.00	0.00	166.18	5.16%	New	MINI Clubman	Commercial	Mar - 23
7364	Mar - 23	Feb - 20	12,238.39	660.21	0.00	0.00	660.21	5.39%	New	3 Series	Commercial	Mar - 23
7365	Mar - 23	Feb - 20	14,341.46	768.49	0.00	0.00	768.49	5.36%	New	X6 Series	Commercial	Mar - 23
7366	Mar - 23	Feb - 20	10,409.44	663.80	0.00	0.00	663.80	6.38%	New	X3 Series	Commercial	Mar - 23
7367	Mar - 23	Feb - 20	4,669.43	419.33	0.00	0.00	419.33	8.98%	New	X3 Series	Private Individual	Mar - 23
7368	Mar - 23	Feb - 20	24,233.54	290.41	0.00	0.00	290.41	1.20%	New	8 Series	Commercial	Mar - 23
7369	Mar - 23	Feb - 20	9,079.89	562.08	0.00	0.00	562.08	6.19%	New	X3 Series	Commercial	Mar - 23
7370	Mar - 23	Feb - 20	11,103.73	599.00	0.00	0.00	599.00	5.39%	New	X7 Series	Commercial	Mar - 23
7371	Mar - 23	Feb - 20	7,162.32	381.88	0.00	0.00	381.88	5.33%	New	5 Series	Commercial	Mar - 23
7372	Mar - 23	Feb - 20	10,468.79	551.49	0.00	0.00	551.49	5.27%	New	3 Series	Commercial	Mar - 23
7373	Mar - 23	Feb - 20	4,975.80	277.31	0.00	0.00	277.31	5.57%	New	MINI Clubman	Commercial	Mar - 23
7374	Mar - 23	Feb - 20	10,147.64	130.18	0.00	0.00	130.18	1.28%	New	X3 Series	Commercial	Mar - 23
7375	Mar - 23	Feb - 20	3,431.19	188.92	0.00	0.00	188.92	5.51%	New	2 Series	Private Individual	Mar - 23
7376	Mar - 23	Feb - 20	9,826.89	530.12	0.00	0.00	530.12	5.39%	New	X1 Series	Commercial	Mar - 23
7377	Mar - 23	Feb - 20	30,903.07	2,066.39	0.00	0.00	2,066.39	6.69%	New	Group Others	Commercial	Mar - 23
7378	Mar - 23	Feb - 20	9,671.85	737.45	0.00	0.00	737.45	7.62%	New	7 Series	Commercial	Mar - 23
7379	Mar - 23	Feb - 20	2,843.12	155.47	0.00	0.00	155.47	5.47%	New	MINI Hatch	Private Individual	Mar - 23
7380	Mar - 23	Feb - 20	4,664.60	264.58	0.00	0.00	264.58	5.67%	New	X1 Series	Private Individual	Mar - 23
7381	Mar - 23	Feb - 20	2,330.98	127.36	0.00	0.00	127.36	5.46%	New	i3 Series	Commercial	Mar - 23
7382	Mar - 23	Feb - 20	3,012.12	163.87	0.00	0.00	163.87	5.44%	New	MINI Clubman	Private Individual	Mar - 23
7383	Mar - 23	Feb - 20	7,184.14	452.67	0.00	0.00	452.67	6.30%	New	3 Series	Commercial	Mar - 23
7384	Mar - 23	Feb - 20	12,172.27	259.60	0.00	0.00	259.60	2.13%	New	4 Series	Commercial	Mar - 23
7385	Mar - 23	Feb - 20	7,184.14	452.67	0.00	0.00	452.67	6.30%	New	3 Series	Commercial	July - 21
7386	Mar - 23	Feb - 20	24,892.75	1,329.44	0.00	0.00	1,329.44	5.34%	New	X5 Series	Commercial	Mar - 23
7387	Mar - 23	Feb - 20	8,207.12	164.54	0.00	0.00	164.54	2.00%	New	i3 Series	Commercial	Mar - 23

**Bavarian Sky S.A., Compartment German Auto Leases 6**  
**Monthly Investor Report**

Reporting Date: Apr 11, 2023  
 Payment Date: Apr 20, 2023  
 Period No.: 21  
 Monthly Period: Mar, 2023  
 Interest Period: Mar 20, 2023 to Apr 20, 2023  
 = 31 days

**8b. Defaulted Amount & Recovery Amount - Lease Level Data\* (Out of Deal)**

	Month / Year of Default	Month / Year of Lease Origination	Discounted Lease Balance (Initial)	Discounted Lease Balance at Default **	Recovery (Current Period)	Recovery Total	Discounted Lease Balance End of Period	Net Loss in %	Vehicle Type (New / Used)	Vehicle Class	Customer Type	Out of Deal (Month / Year)
7388	Mar - 23	Feb - 20	7,477.22	400.00	0.00	0.00	400.00	5.35%	New	3 Series	Commercial	Mar - 23
7389	Mar - 23	Feb - 20	2,913.80	155.10	0.00	0.00	155.10	5.32%	New	X2 Series	Private Individual	Mar - 23
7390	Mar - 23	Feb - 20	19,371.29	1,045.00	0.00	0.00	1,045.00	5.39%	New	5 Series	Commercial	Mar - 23
7391	Mar - 23	Feb - 20	4,169.70	222.69	0.00	0.00	222.69	5.34%	New	MINI Hatch	Commercial	Mar - 23
7392	Mar - 23	Mar - 20	6,032.26	419.33	0.00	0.00	419.33	6.95%	New	5 Series	Private Individual	Mar - 23
7393	Mar - 23	Mar - 20	8,015.76	632.67	0.00	0.00	632.67	7.89%	New	3 Series	Commercial	Mar - 23
7394	Mar - 23	Mar - 20	6,254.91	343.21	0.00	0.00	343.21	5.49%	Used	3 Series	Private Individual	Mar - 23
7395	Mar - 23	Mar - 20	9,147.76	486.93	0.00	0.00	486.93	5.32%	New	3 Series	Commercial	Mar - 23
7396	Mar - 23	Mar - 20	17,754.33	19.93	0.00	0.00	19.93	0.11%	New	X5 Series	Commercial	Mar - 23
7397	Mar - 23	Mar - 20	7,995.55	517.16	0.00	0.00	517.16	6.47%	New	X3 Series	Private Individual	Mar - 23
7398	Mar - 23	Mar - 20	2,034.76	61.48	0.00	0.00	61.48	3.02%	New	1 Series	Commercial	Mar - 23
7399	Mar - 23	Mar - 20	7,864.74	420.03	0.00	0.00	420.03	5.34%	New	5 Series	Commercial	Mar - 23
7400	Mar - 23	Mar - 20	9,253.70	494.21	0.00	0.00	494.21	5.34%	New	5 Series	Private Individual	Mar - 23
7401	Mar - 23	Mar - 20	9,742.38	532.74	0.00	0.00	532.74	5.47%	New	X3 Series	Private Individual	Mar - 23
7402	Mar - 23	Mar - 20	5,630.84	307.91	0.00	0.00	307.91	5.47%	New	MINI Hatch	Commercial	Mar - 23
7403	Mar - 23	Mar - 20	9,597.93	699.58	0.00	0.00	699.58	7.29%	New	X4 Series	Commercial	Mar - 23
7404	Mar - 23	Mar - 20	7,827.53	427.30	0.00	0.00	427.30	5.46%	New	MINI Hatch	Commercial	Mar - 23
7405	Mar - 23	Mar - 20	10,288.33	554.08	0.00	0.00	554.08	5.39%	New	X4 Series	Commercial	Mar - 23
7406	Mar - 23	Mar - 20	19,182.07	1,021.05	0.00	0.00	1,021.05	5.32%	New	X7 Series	Private Individual	Mar - 23
7407	Mar - 23	Mar - 20	2,411.27	142.87	0.00	0.00	142.87	5.93%	New	MINI Hatch	Private Individual	Mar - 23
7408	Mar - 23	Apr - 20	3,126.72	312.30	0.00	0.00	312.30	9.99%	New	1 Series	Commercial	Mar - 23
7409	Mar - 23	May - 20	4,539.79	242.86	0.00	0.00	242.86	5.35%	New	1 Series	Commercial	Mar - 23
7410	Mar - 23	May - 20	11,877.91	232.60	0.00	0.00	232.60	1.96%	New	3 Series	Commercial	Mar - 23
7411	Mar - 23	July - 20	7,610.54	421.21	0.00	0.00	421.21	5.53%	New	X2 Series	Commercial	Mar - 23
7412	Mar - 23	Aug - 20	1,668.49	131.36	0.00	0.00	131.36	7.87%	New	Group Others	Private Individual	Mar - 23
7413	Mar - 23	Aug - 20	8,912.79	495.86	0.00	0.00	495.86	5.56%	New	X4 Series	Private Individual	Mar - 23
7414	Mar - 23	Aug - 20	6,334.29	221.65	0.00	0.00	221.65	3.50%	New	5 Series	Commercial	Mar - 23
7415	Mar - 23	Oct - 20	2,337.59	226.22	0.00	0.00	226.22	9.68%	New	X2 Series	Private Individual	Mar - 23
7416	Mar - 23	Oct - 20	14,159.28	782.30	0.00	0.00	782.30	5.52%	New	5 Series	Commercial	Mar - 23
7417	Mar - 23	Nov - 20	4,771.89	260.05	0.00	0.00	260.05	5.45%	New	X2 Series	Private Individual	Mar - 23
7418	Mar - 23	Nov - 20	24,191.98	1,294.17	0.00	0.00	1,294.17	5.35%	New	8 Series	Private Individual	Mar - 23
7419	Mar - 23	Nov - 20	15,344.46	827.77	0.00	0.00	827.77	5.39%	New	X1 Series	Commercial	Mar - 23

# Bavarian Sky S.A., Compartment German Auto Leases 6

## Monthly Investor Report

Reporting Date: Apr 11, 2023  
 Payment Date: Apr 20, 2023  
 Period No.: 21  
 Monthly Period: Mar, 2023  
 Interest Period: Mar 20, 2023 to Apr 20, 2023  
 = 31 days

### 8b. Defaulted Amount & Recovery Amount - Lease Level Data\* (Out of Deal)

	Month / Year of Default	Month / Year of Lease Origination	Discounted Lease Balance (Initial)	Discounted Lease Balance at Default **	Recovery (Current Period)	Recovery Total	Discounted Lease Balance End of Period	Net Loss in %	Vehicle Type (New / Used)	Vehicle Class	Customer Type	Out of Deal (Month / Year)
7420	Mar - 23	Jan - 21	3,139.37	183.62	0.00	0.00	183.62	5.85%	New	i3 Series	Private Individual	Mar - 23
7421	Mar - 23	Jan - 21	5,285.96	295.11	0.00	0.00	295.11	5.58%	New	2 Series	Private Individual	Mar - 23
7422	Mar - 23	Jan - 21	15,841.76	879.82	0.00	0.00	879.82	5.55%	New	4 Series	Private Individual	Mar - 23
7423	Mar - 23	Jan - 21	12,694.58	702.59	0.00	0.00	702.59	5.53%	New	X1 Series	Commercial	Mar - 23
7424	Mar - 23	Jan - 21	6,109.78	338.15	0.00	0.00	338.15	5.53%	New	5 Series	Private Individual	Mar - 23
7425	Mar - 23	Jan - 21	4,062.83	224.86	0.00	0.00	224.86	5.53%	New	MINI Hatch	Commercial	Mar - 23
7426	Mar - 23	Jan - 21	4,490.40	75.32	0.00	0.00	75.32	1.68%	New	i3 Series	Commercial	Mar - 23
7427	Mar - 23	Jan - 21	1,899.39	104.40	0.00	0.00	104.40	5.50%	New	MINI Hatch	Private Individual	Mar - 23
7428	Mar - 23	Jan - 21	4,126.03	227.57	0.00	0.00	227.57	5.52%	New	1 Series	Private Individual	Mar - 23
7429	Mar - 23	Jan - 21	3,989.22	318.88	0.00	0.00	318.88	7.99%	New	5 Series	Commercial	Mar - 23
7430	Mar - 23	Jan - 21	5,376.86	299.14	0.00	0.00	299.14	5.56%	New	5 Series	Private Individual	Mar - 23
7431	Mar - 23	Jan - 21	1,823.51	213.01	0.00	0.00	213.01	11.68%	New	i3 Series	Private Individual	Mar - 23
7432	Mar - 23	Jan - 21	4,716.92	258.82	0.00	0.00	258.82	5.49%	New	5 Series	Private Individual	Mar - 23
7433	Mar - 23	Jan - 21	2,042.94	119.71	0.00	0.00	119.71	5.86%	New	MINI Hatch	Commercial	Mar - 23
7434	Mar - 23	Jan - 21	1,334.33	217.20	0.00	0.00	217.20	16.28%	New	MINI Hatch	Commercial	Mar - 23
7435	Mar - 23	Jan - 21	3,510.35	335.54	0.00	0.00	335.54	9.56%	New	5 Series	Private Individual	Mar - 23
7436	Mar - 23	Jan - 21	4,722.29	259.56	0.00	0.00	259.56	5.50%	New	3 Series	Commercial	Mar - 23
7437	Mar - 23	Jan - 21	8,211.15	455.24	0.00	0.00	455.24	5.54%	New	5 Series	Commercial	Mar - 23
7438	Mar - 23	Feb - 21	5,610.00	445.03	0.00	0.00	445.03	7.93%	New	i3 Series	Commercial	Mar - 23
7439	Mar - 23	Feb - 21	2,559.64	299.00	0.00	0.00	299.00	11.68%	New	5 Series	Private Individual	Mar - 23
7440	Mar - 23	Feb - 21	3,011.09	167.23	0.00	0.00	167.23	5.55%	New	5 Series	Private Individual	Mar - 23
7441	Mar - 23	Feb - 21	3,776.69	260.24	0.00	0.00	260.24	6.89%	New	3 Series	Private Individual	Mar - 23
7442	Mar - 23	Feb - 21	5,118.41	280.85	0.00	0.00	280.85	5.49%	New	i3 Series	Private Individual	Mar - 23
7443	Mar - 23	Feb - 21	4,359.33	241.27	0.00	0.00	241.27	5.53%	New	3 Series	Private Individual	Mar - 23
7444	Mar - 23	Feb - 21	4,129.46	225.81	0.00	0.00	225.81	5.47%	New	1 Series	Commercial	Mar - 23
7445	Mar - 23	Feb - 21	2,408.66	195.53	0.00	0.00	195.53	8.12%	New	MINI Hatch	Commercial	Mar - 23
7446	Mar - 23	Feb - 21	4,708.43	257.47	0.00	0.00	257.47	5.47%	New	2 Series	Private Individual	Mar - 23
7447	Mar - 23	Feb - 21	1,426.27	113.43	0.00	0.00	113.43	7.95%	New	MINI Hatch	Private Individual	Mar - 23
7448	Mar - 23	Feb - 21	5,675.71	343.97	0.00	0.00	343.97	6.06%	New	i3 Series	Commercial	Mar - 23
7449	Mar - 23	Feb - 21	1,402.47	96.64	0.00	0.00	96.64	6.89%	New	2 Series	Private Individual	Mar - 23
7450	Mar - 23	Feb - 21	6,127.20	334.48	0.00	0.00	334.48	5.46%	New	i3 Series	Commercial	Mar - 23
7451	Mar - 23	Feb - 21	14,198.26	776.40	0.00	0.00	776.40	5.47%	New	X6 Series	Private Individual	Mar - 23

# Bavarian Sky S.A., Compartment German Auto Leases 6

## Monthly Investor Report

Reporting Date: Apr 11, 2023  
 Payment Date: Apr 20, 2023  
 Period No.: 21  
 Monthly Period: Mar, 2023  
 Interest Period: Mar 20, 2023 to Apr 20, 2023  
 = 31 days

### 8b. Defaulted Amount & Recovery Amount - Lease Level Data\* (Out of Deal)

	Month / Year of Default	Month / Year of Lease Origination	Discounted Lease Balance (Initial)	Discounted Lease Balance at Default **	Recovery (Current Period)	Recovery Total	Discounted Lease Balance End of Period	Net Loss in %	Vehicle Type (New / Used)	Vehicle Class	Customer Type	Out of Deal (Month / Year)
7452	Mar - 23	Feb - 21	6,243.92	342.02	0.00	0.00	342.02	5.48%	New	5 Series	Private Individual	Mar - 23
7453	Mar - 23	Feb - 21	2,202.25	119.81	0.00	0.00	119.81	5.44%	New	i3 Series	Commercial	Mar - 23
7454	Mar - 23	Feb - 21	4,316.78	218.82	0.00	0.00	218.82	5.07%	New	MINI Hatch	Private Individual	Mar - 23
7455	Mar - 23	Feb - 21	4,942.92	267.56	0.00	0.00	267.56	5.41%	New	5 Series	Private Individual	Mar - 23
7456	Mar - 23	Feb - 21	4,907.51	300.86	0.00	0.00	300.86	6.13%	New	5 Series	Private Individual	Mar - 23
7457	Mar - 23	Feb - 21	5,442.84	294.61	0.00	0.00	294.61	5.41%	New	3 Series	Commercial	Mar - 23
7458	Mar - 23	Feb - 21	4,234.29	230.36	0.00	0.00	230.36	5.44%	New	i3 Series	Commercial	Mar - 23
7459	Mar - 23	Feb - 21	15,681.53	853.13	0.00	0.00	853.13	5.44%	New	X5 Series	Private Individual	Mar - 23
7460	Mar - 23	Feb - 21	5,587.69	302.45	0.00	0.00	302.45	5.41%	New	5 Series	Private Individual	Mar - 23
7461	Mar - 23	Feb - 21	5,459.21	297.00	0.00	0.00	297.00	5.44%	New	5 Series	Private Individual	Mar - 23
7462	Mar - 23	Feb - 21	3,002.36	257.76	0.00	0.00	257.76	8.59%	New	i3 Series	Commercial	Mar - 23
7463	Mar - 23	Feb - 21	4,993.55	219.58	0.00	0.00	219.58	4.40%	New	5 Series	Commercial	Mar - 23
7464	Mar - 23	Feb - 21	5,390.83	293.28	0.00	0.00	293.28	5.44%	New	5 Series	Commercial	Mar - 23
7465	Mar - 23	Feb - 21	3,681.87	201.68	0.00	0.00	201.68	5.48%	New	MINI Hatch	Private Individual	Mar - 23
7466	Mar - 23	Feb - 21	4,940.84	267.89	0.00	0.00	267.89	5.42%	New	5 Series	Private Individual	Mar - 23
7467	Mar - 23	Feb - 21	4,908.58	262.37	0.00	0.00	262.37	5.35%	New	5 Series	Commercial	Mar - 23
7468	Mar - 23	Feb - 21	6,900.06	378.61	0.00	0.00	378.61	5.49%	New	5 Series	Commercial	Mar - 23
7469	Mar - 23	Feb - 21	3,726.41	200.35	0.00	0.00	200.35	5.38%	New	1 Series	Private Individual	Mar - 23
7470	Mar - 23	Feb - 21	3,640.52	284.48	0.00	0.00	284.48	7.81%	New	i3 Series	Private Individual	Mar - 23
7471	Mar - 23	Feb - 21	6,464.49	349.32	0.00	0.00	349.32	5.40%	New	5 Series	Commercial	Mar - 23
7472	Mar - 23	Feb - 21	8,966.44	491.15	0.00	0.00	491.15	5.48%	New	MINI Hatch	Commercial	Mar - 23
7473	Mar - 23	Feb - 21	7,698.40	418.82	0.00	0.00	418.82	5.44%	New	5 Series	Private Individual	Mar - 23
7474	Mar - 23	Feb - 21	17,025.45	165.30	0.00	0.00	165.30	0.97%	New	X3 Series	Commercial	Mar - 23
7475	Mar - 23	Feb - 21	4,933.31	266.58	0.00	0.00	266.58	5.40%	New	5 Series	Private Individual	Mar - 23
7476	Mar - 23	Feb - 21	3,282.05	301.68	0.00	0.00	301.68	9.19%	New	5 Series	Private Individual	Mar - 23
7477	Mar - 23	Feb - 21	11,805.62	755.87	0.00	0.00	755.87	6.40%	New	5 Series	Commercial	Mar - 23
7478	Mar - 23	Feb - 21	3,330.86	184.03	0.00	0.00	184.03	5.52%	New	3 Series	Commercial	Mar - 23
7479	Mar - 23	Feb - 21	4,988.60	275.62	0.00	0.00	275.62	5.52%	New	5 Series	Private Individual	Mar - 23
7480	Mar - 23	Feb - 21	3,373.40	369.00	0.00	0.00	369.00	10.94%	New	MINI Hatch	Commercial	Mar - 23
7481	Mar - 23	Feb - 21	4,271.17	274.02	0.00	0.00	274.02	6.42%	New	5 Series	Private Individual	Mar - 23
7482	Mar - 23	Feb - 21	7,299.49	399.84	0.00	0.00	399.84	5.48%	New	X2 Series	Commercial	Mar - 23
7483	Mar - 23	Feb - 21	3,578.97	352.94	0.00	0.00	352.94	9.86%	New	5 Series	Private Individual	Mar - 23

**Bavarian Sky S.A., Compartment German Auto Leases 6**  
**Monthly Investor Report**

Reporting Date: Apr 11, 2023  
 Payment Date: Apr 20, 2023  
 Period No.: 21  
 Monthly Period: Mar, 2023  
 Interest Period: Mar 20, 2023 to Apr 20, 2023  
 = 31 days

**8b. Defaulted Amount & Recovery Amount - Lease Level Data\* (Out of Deal)**

	Month / Year of Default	Month / Year of Lease Origination	Discounted Lease Balance (Initial)	Discounted Lease Balance at Default **	Recovery (Current Period)	Recovery Total	Discounted Lease Balance End of Period	Net Loss in %	Vehicle Type (New / Used)	Vehicle Class	Customer Type	Out of Deal (Month / Year)
7484	Mar - 23	Feb - 21	1,261.76	95.79	0.00	0.00	95.79	7.59%	New	2 Series	Commercial	Mar - 23
7485	Mar - 23	Feb - 21	2,944.75	266.75	0.00	0.00	266.75	9.06%	New	5 Series	Private Individual	Mar - 23
7486	Mar - 23	Feb - 21	2,891.48	155.20	0.00	0.00	155.20	5.37%	New	i3 Series	Commercial	Mar - 23
7487	Mar - 23	Feb - 21	4,727.78	345.40	0.00	0.00	345.40	7.31%	Used	5 Series	Commercial	Mar - 23
7488	Mar - 23	Feb - 21	4,614.25	37.97	0.00	0.00	37.97	0.82%	New	1 Series	Private Individual	Mar - 23
7489	Mar - 23	Feb - 21	4,928.86	222.87	0.00	0.00	222.87	4.52%	New	5 Series	Commercial	Mar - 23
7490	Mar - 23	Feb - 21	12,804.03	1,153.16	0.00	0.00	1,153.16	9.01%	New	X3 Series	Commercial	Mar - 23
7491	Mar - 23	Feb - 21	3,681.05	197.58	0.00	0.00	197.58	5.37%	New	3 Series	Private Individual	Mar - 23
7492	Mar - 23	Feb - 21	4,797.39	256.64	0.00	0.00	256.64	5.35%	New	5 Series	Private Individual	Mar - 23
7493	Mar - 23	Feb - 21	5,892.98	315.25	0.00	0.00	315.25	5.35%	New	3 Series	Commercial	Mar - 23
7494	Mar - 23	Feb - 21	11,419.26	218.92	0.00	0.00	218.92	1.92%	New	X3 Series	Commercial	Mar - 23
7495	Mar - 23	Feb - 21	3,276.31	177.34	0.00	0.00	177.34	5.41%	New	i3 Series	Private Individual	Mar - 23
7496	Mar - 23	Feb - 21	5,661.14	300.84	0.00	0.00	300.84	5.31%	New	5 Series	Commercial	Mar - 23
7497	Mar - 23	Feb - 21	7,066.64	132.67	0.00	0.00	132.67	1.88%	New	X1 Series	Commercial	Mar - 23
7498	Mar - 23	Feb - 21	3,657.62	194.37	0.00	0.00	194.37	5.31%	New	5 Series	Private Individual	Mar - 23
7499	Mar - 23	Feb - 21	7,439.84	132.67	0.00	0.00	132.67	1.78%	New	X1 Series	Commercial	Mar - 23
7500	Mar - 23	Feb - 21	4,650.63	247.14	0.00	0.00	247.14	5.31%	New	i3 Series	Commercial	Mar - 23
7501	Mar - 23	Feb - 21	3,827.36	203.39	0.00	0.00	203.39	5.31%	New	MINI Hatch	Commercial	Mar - 23
7502	Mar - 23	Feb - 21	14,353.46	569.94	0.00	0.00	569.94	3.97%	New	8 Series	Commercial	Mar - 23
7503	Mar - 23	Feb - 21	4,082.92	221.00	0.00	0.00	221.00	5.41%	New	5 Series	Private Individual	Mar - 23
7504	Mar - 23	Feb - 21	3,308.42	325.23	0.00	0.00	325.23	9.83%	New	5 Series	Private Individual	Mar - 23
7505	Mar - 23	Feb - 21	11,863.76	640.00	0.00	0.00	640.00	5.39%	Used	5 Series	Commercial	Mar - 23
7506	Mar - 23	Feb - 21	2,530.05	134.45	0.00	0.00	134.45	5.31%	New	1 Series	Private Individual	Mar - 23
7507	Mar - 23	Feb - 21	2,657.35	268.00	0.00	0.00	268.00	10.09%	New	5 Series	Private Individual	Mar - 23
7508	Mar - 23	Feb - 21	2,784.52	217.05	0.00	0.00	217.05	7.79%	New	5 Series	Private Individual	Mar - 23
7509	Mar - 23	Feb - 21	5,244.16	281.48	0.00	0.00	281.48	5.37%	New	X1 Series	Private Individual	Mar - 23
7510	Mar - 23	Feb - 21	5,849.56	313.46	0.00	0.00	313.46	5.36%	New	5 Series	Commercial	Mar - 23
7511	Mar - 23	Feb - 21	7,439.84	398.00	0.00	0.00	398.00	5.35%	New	X1 Series	Commercial	Mar - 23
7512	Mar - 23	Feb - 21	5,300.77	334.00	0.00	0.00	334.00	6.30%	New	5 Series	Commercial	Mar - 23
7513	Mar - 23	Feb - 21	2,066.81	86.46	0.00	0.00	86.46	4.18%	New	MINI Hatch	Private Individual	Mar - 23
7514	Mar - 23	Feb - 21	2,148.12	115.30	0.00	0.00	115.30	5.37%	New	i3 Series	Commercial	Mar - 23
7515	Mar - 23	Feb - 21	5,044.49	268.07	0.00	0.00	268.07	5.31%	New	5 Series	Private Individual	Mar - 23

**Bavarian Sky S.A., Compartment German Auto Leases 6**  
**Monthly Investor Report**

Reporting Date: Apr 11, 2023  
 Payment Date: Apr 20, 2023  
 Period No.: 21  
 Monthly Period: Mar, 2023  
 Interest Period: Mar 20, 2023 to Apr 20, 2023  
 = 31 days

**8b. Defaulted Amount & Recovery Amount - Lease Level Data\* (Out of Deal)**

	Month / Year of Default	Month / Year of Lease Origination	Discounted Lease Balance (Initial)	Discounted Lease Balance at Default **	Recovery (Current Period)	Recovery Total	Discounted Lease Balance End of Period	Net Loss in %	Vehicle Type (New / Used)	Vehicle Class	Customer Type	Out of Deal (Month / Year)
7516	Mar - 23	Feb - 21	4,955.37	264.65	0.00	0.00	264.65	5.34%	New	i3 Series	Private Individual	Mar - 23
7517	Mar - 23	Feb - 21	5,358.62	294.03	0.00	0.00	294.03	5.49%	New	X2 Series	Commercial	Mar - 23
7518	Mar - 23	Feb - 21	5,191.67	277.27	0.00	0.00	277.27	5.34%	New	5 Series	Private Individual	Mar - 23
7519	Mar - 23	Feb - 21	4,755.80	401.68	0.00	0.00	401.68	8.45%	New	5 Series	Private Individual	Mar - 23
7520	Mar - 23	Mar - 21	4,439.55	369.00	0.00	0.00	369.00	8.31%	New	MINI Hatch	Commercial	Mar - 23
7521	Mar - 23	Mar - 21	2,452.25	220.22	0.00	0.00	220.22	8.98%	New	MINI Hatch	Private Individual	Mar - 23
7522	Mar - 23	Mar - 21	3,120.43	166.93	0.00	0.00	166.93	5.35%	New	i3 Series	Commercial	Mar - 23
7523	Mar - 23	Mar - 21	3,120.43	166.93	0.00	0.00	166.93	5.35%	New	i3 Series	Commercial	Mar - 23
7524	Mar - 23	Mar - 21	2,678.27	238.46	0.00	0.00	238.46	8.90%	New	i3 Series	Private Individual	Mar - 23
7525	Mar - 23	Mar - 21	13,621.53	870.38	0.00	0.00	870.38	6.39%	New	5 Series	Commercial	Mar - 23
7526	Mar - 23	Mar - 21	4,340.94	233.00	0.00	0.00	233.00	5.37%	New	5 Series	Private Individual	Mar - 23
7527	Mar - 23	Mar - 21	4,547.37	242.86	0.00	0.00	242.86	5.34%	New	3 Series	Private Individual	Mar - 23
7528	Mar - 23	Apr - 21	3,990.12	212.04	0.00	0.00	212.04	5.31%	New	i3 Series	Private Individual	Mar - 23
7529	Mar - 23	Apr - 21	2,414.81	223.28	0.00	0.00	223.28	9.25%	New	5 Series	Private Individual	Mar - 23

\*Applicable only if leases have defaulted. Does not include defaulted amounts less than 10 EUR.

\*\*This amount mostly includes proceeds from vehicle sale.

# Bavarian Sky S.A., Compartment German Auto Leases 6

## Monthly Investor Report

Reporting Date:	Apr 11, 2023
Payment Date:	Apr 20, 2023
Period No.:	21
Monthly Period:	Mar, 2023
Interest Period:	Mar 20, 2023 to Apr 20, 2023 = 31 days

### 9. Outstanding Notes Balance

1. Note Balance	All Notes	Class A	Class B
<b>Initial Note Information</b>			
ISIN code		XS2348661419	XS2348661922
Currency		EUR	EUR
Legal final maturity		July 2029	July 2029
Rating (Fitch   Moody's   S&P   DBRS)		AAA   N/A   AAA   N/A	N/A   N/A   N/A   N/A
Initial notes aggregate principal outstanding balance	923,900,000.00	850,000,000.00	73,900,000.00
Nominal amount per note (in EUR)		100,000.00	100,000.00
Initial number of notes per class (in EUR)		8,500	739
<b>Current Note Information</b>			
Notes aggregate principal outstanding balance - BoP (in EUR)	480,272,180.32	406,372,180.32	73,900,000.00
Available distribution amount (in EUR)	50,644,097.65		
Additional purchase price	0.00		
Redemption per class (in EUR)		44,814,857.31	0.00
Redemption per note (in EUR)		5,272.34	0.00
Notes aggregate principal outstanding balance - EoP (in EUR)	435,457,323.01	361,557,323.01	73,900,000.00
Current pool factor		0.43	1.00

2. Payments to Investor per Note	Class A	Class B
Interest Type	Floating Rate	Fixed Rate
Reference Rate	1M_EURIBOR	NONE
Actual Interest Rate	2.558%	NONE
Spread	0.700%	0.00%
Coupon	3.258%	1.00%
Day count fraction	Actual/360	Actual/360
Interest days	31 days	31 days
Principal outstanding per note in EUR - BoP	47,808.49	100,000.00
Principal repayment per note in EUR	5,272.34	0.00
Principal outstanding per note in EUR - EoP	42,536.16	100,000.00
Interest payment per Note in EUR	134.13	86.11

3. Credit Enhancement	Initial Period	Initial CE	Current Period	Current CE
Class A	850,000,000.00	8.50%	361,557,323.01	20.67%
Class B	73,900,000.00	0.50%	73,900,000.00	4.24%
Cash Reserve (+ Overcollateralisation)	4,620,000.00	-	19,091,070.92	-

BMW Bank GmbH complies with the retention requirement of a material net economic interest in accordance with article 6 of the Securitisation Regulation. A minimum of 5.0% of the net economic interest will be retained on an ongoing basis in form of retention of the Class B Notes and Subordinated Loan.



**Bavarian Sky S.A., Compartment German Auto Leases 6  
Monthly Investor Report**

Reporting Date:	Apr 11, 2023
Payment Date:	Apr 20, 2023
Period No.:	21
Monthly Period:	Mar, 2023
Interest Period:	Mar 20, 2023 to Apr 20, 2023 = 31 days

**9. Outstanding Notes Balance (Cont')****Clean-up Call Option**

If the current aggregate discounted outstanding lease balance is less than 10.00% of the initial aggregate discounted outstanding lease balance on the issue date or if all outstanding Class A notes are repaid in full, the seller will have the option under the lease receivables purchase agreement to demand from the issuer the resale of all outstanding purchased lease receivables.

Current aggregate discounted outstanding lease balance at end of period	449,928,393.93
Clean-up option exercisable	No

**Bavarian Sky S.A., Compartment German Auto Leases 6**  
**Monthly Investor Report**

Reporting Date:	Apr 11, 2023
Payment Date:	Apr 20, 2023
Period No.:	21
Monthly Period:	Mar, 2023
Interest Period:	Mar 20, 2023 to Apr 20, 2023 = 31 days

**10. Initial Aggregate Lease Balance**

**Initial Portfolio**

Group in EUR	Initial Aggregate Lease Balance in EUR	Initial Aggregate Lease Balance in %	Number of Contracts	Number of Contracts in %
0,00 - 5.000,00	35,162,576.66	2.27%	10,000	8.99%
5.000,01 - 10.000,00	286,052,227.60	18.50%	37,575	33.78%
10.000,01 - 15.000,00	335,609,311.25	21.71%	27,379	24.61%
15.000,01 - 20.000,00	259,817,408.77	16.81%	15,058	13.54%
20.000,01 - 25.000,00	191,945,220.77	12.42%	8,622	7.75%
25.000,01 - 30.000,00	134,829,849.68	8.72%	4,952	4.45%
30.000,01 - 35.000,00	97,333,833.81	6.30%	3,019	2.71%
35.000,01 - 40.000,00	75,605,022.40	4.89%	2,029	1.82%
40.000,01 - 45.000,00	45,691,014.25	2.96%	1,081	0.97%
45.000,01 - 50.000,00	29,750,371.27	1.92%	629	0.57%
50.000,01 - 55.000,00	17,836,289.37	1.15%	341	0.31%
55.000,01 - 60.000,00	11,785,273.16	0.76%	206	0.19%
> 60.000,00	24,461,823.06	1.58%	351	0.32%
<b>Total</b>	<b>1,545,880,222.05</b>	<b>100.00%</b>	<b>111,242</b>	<b>100.00%</b>

WA: 13,896.55  
 MIN : 0.72  
 MAX: 131,579.04

**Bavarian Sky S.A., Compartment German Auto Leases 6**  
**Monthly Investor Report**

Reporting Date: Apr 11, 2023  
 Payment Date: Apr 20, 2023  
 Period No.: 21  
 Monthly Period: Mar, 2023  
 Interest Period: Mar 20, 2023 to Apr 20, 2023  
 = 31 days

**10. Initial Aggregate Lease Balance (Cont')**

**Current Portfolio:**

Group in EUR	Initial Aggregate Lease Balance in EUR	Initial Aggregate Lease Balance in %	Number of Contracts	Number of Contracts in %
< 0,00	0.00	0.00%	0	0.00%
0,00 - 5.000,00	32,033,581.81	1.91%	9,058	7.72%
5.000,01 - 10.000,00	295,836,931.63	17.66%	38,482	32.79%
10.000,01 - 15.000,00	364,090,829.28	21.74%	29,714	25.32%
15.000,01 - 20.000,00	281,968,510.08	16.83%	16,355	13.94%
20.000,01 - 25.000,00	213,881,889.24	12.77%	9,612	8.19%
25.000,01 - 30.000,00	152,882,207.70	9.13%	5,608	4.78%
30.000,01 - 35.000,00	112,936,078.61	6.74%	3,506	2.99%
35.000,01 - 40.000,00	81,490,371.54	4.86%	2,190	1.87%
40.000,01 - 45.000,00	50,274,163.38	3.00%	1,190	1.01%
45.000,01 - 50.000,00	31,252,392.18	1.87%	662	0.56%
50.000,01 - 55.000,00	18,615,291.33	1.11%	356	0.30%
55.000,01 - 60.000,00	13,312,299.24	0.79%	232	0.20%
> 60.000,00	26,527,536.84	1.58%	381	0.32%
<b>Total</b>	<b>1,675,102,082.86</b>	<b>100.00%</b>	<b>117,346</b>	<b>100.00%</b>

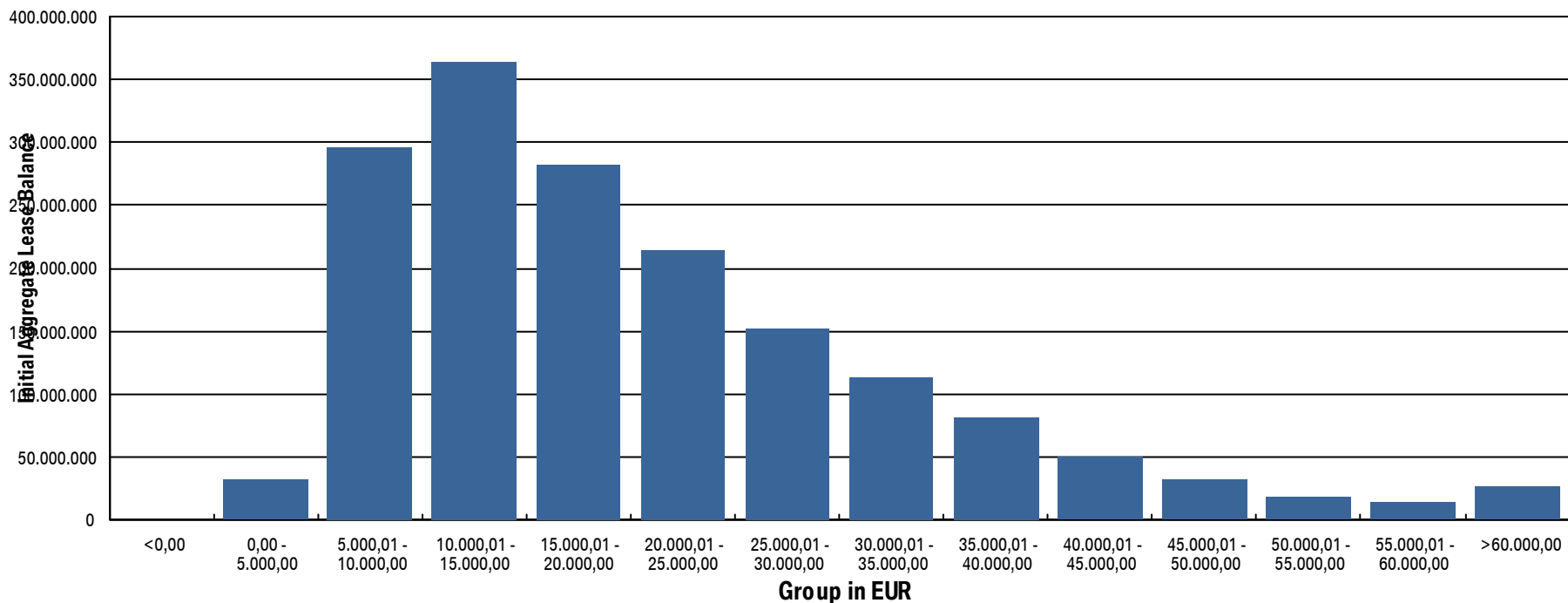
WA: 14,274.90  
 MIN: 93.24  
 MAX: 131,579.04

**Bavarian Sky S.A., Compartment German Auto Leases 6**  
**Monthly Investor Report**

Reporting Date: Apr 11, 2023  
 Payment Date: Apr 20, 2023  
 Period No.: 21  
 Monthly Period: Mar, 2023  
 Interest Period: Mar 20, 2023 to Apr 20, 2023  
 = 31 days

**10.a Initial Aggregate Lease Balance (Graph)**

**Current Portfolio:**



**Bavarian Sky S.A., Compartment German Auto Leases 6**  
**Monthly Investor Report**

Reporting Date: Apr 11, 2023  
 Payment Date: Apr 20, 2023  
 Period No.: 21  
 Monthly Period: Mar, 2023  
 Interest Period: Mar 20, 2023 to Apr 20, 2023  
 = 31 days

**11. Aggregate Discounted Lease Balance**

**Initial Portfolio**

Group in EUR	Current Aggregate Discounted Lease Balance in EUR	Current Aggregate Discounted Lease Balance in %	Number of Contracts	Number of Contracts in %
0,00 - 5.000,00	118,715,544.01	12.85%	39,707	35.69%
5.000,01 - 10.000,00	295,302,581.54	31.96%	41,216	37.05%
10.000,01 - 15.000,00	197,028,347.33	21.33%	16,260	14.62%
15.000,01 - 20.000,00	120,475,306.22	13.04%	7,006	6.30%
20.000,01 - 25.000,00	78,031,010.81	8.45%	3,507	3.15%
25.000,01 - 30.000,00	48,513,149.46	5.25%	1,780	1.60%
30.000,01 - 35.000,00	29,717,128.96	3.22%	922	0.83%
35.000,01 - 40.000,00	15,550,406.46	1.68%	416	0.37%
40.000,01 - 45.000,00	8,510,742.01	0.92%	202	0.18%
45.000,01 - 50.000,00	4,450,301.25	0.48%	94	0.08%
50.000,01 - 55.000,00	2,965,138.26	0.32%	57	0.05%
55.000,01 - 60.000,00	2,173,342.29	0.24%	38	0.03%
> 60.000,00	2,466,981.52	0.27%	37	0.03%
<b>Total</b>	<b>923,899,980.12</b>	<b>100.00%</b>	<b>111,242</b>	<b>100.00%</b>

WA: 8,305.32  
 MIN : 0.34  
 MAX: 90,658.99

**Bavarian Sky S.A., Compartment German Auto Leases 6**  
**Monthly Investor Report**

Reporting Date:	Apr 11, 2023
Payment Date:	Apr 20, 2023
Period No.:	21
Monthly Period:	Mar, 2023
Interest Period:	Mar 20, 2023 to Apr 20, 2023 = 31 days

**11. Aggregate Discounted Lease Balance (Cont')**

**Current Portfolio:**

Group in EUR	Current Aggregate Discounted Lease Balance in EUR	Current Aggregate Discounted Lease Balance in %	Number of Contracts	Number of Contracts in %
0,00 - 5.000,00	171,575,785.05	38.13%	87,028	74.16%
5.000,01 - 10.000,00	150,267,194.74	33.40%	21,600	18.41%
10.000,01 - 15.000,00	69,709,790.39	15.49%	5,806	4.95%
15.000,01 - 20.000,00	31,419,589.58	6.98%	1,847	1.57%
20.000,01 - 25.000,00	14,490,945.72	3.22%	657	0.56%
25.000,01 - 30.000,00	6,522,962.65	1.45%	240	0.20%
30.000,01 - 35.000,00	3,165,837.02	0.70%	99	0.08%
35.000,01 - 40.000,00	1,479,970.26	0.33%	40	0.03%
40.000,01 - 45.000,00	708,043.54	0.16%	17	0.01%
45.000,01 - 50.000,00	376,335.50	0.08%	8	0.01%
50.000,01 - 55.000,00	155,934.40	0.03%	3	0.00%
55.000,01 - 60.000,00	56,005.08	0.01%	1	0.00%
> 60.000,00	0.00	0.00%	0	0.00%
<b>Total</b>	<b>449,928,393.93</b>	<b>100.00%</b>	<b>117,346</b>	<b>100.00%</b>

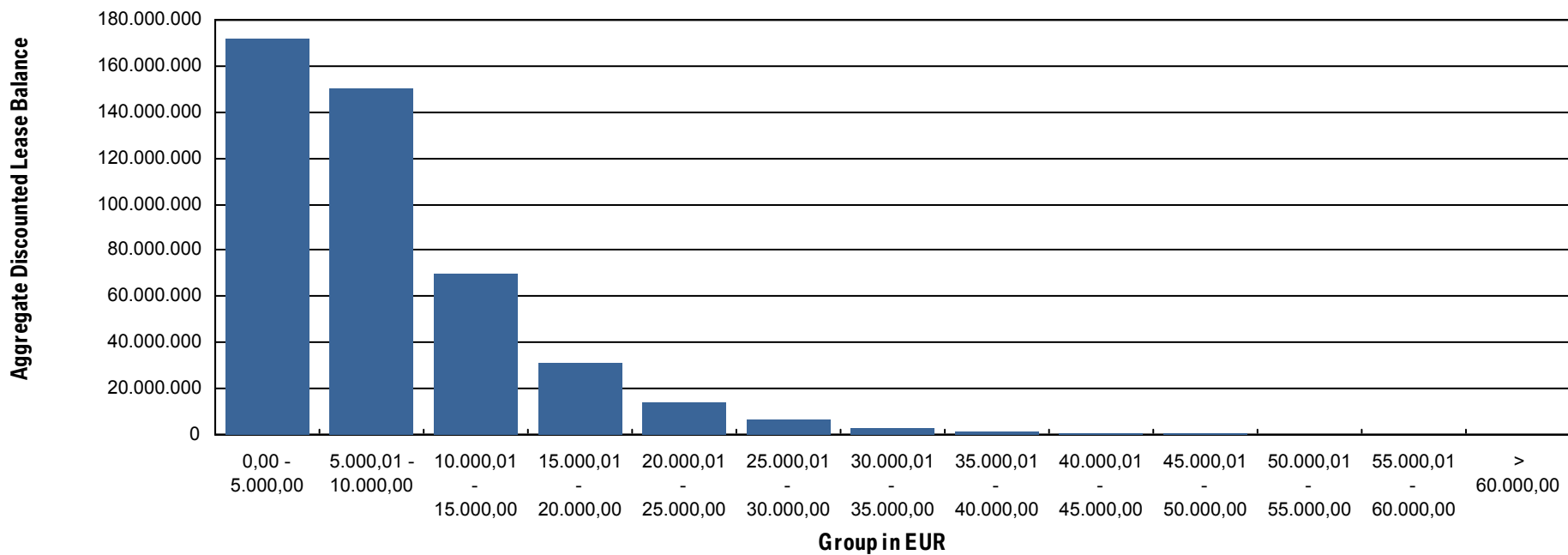
WA: 3,834.20  
 MIN: 0.00  
 MAX: 56,005.08

**Bavarian Sky S.A., Compartment German Auto Leases 6**  
**Monthly Investor Report**

Reporting Date: Apr 11, 2023  
 Payment Date: Apr 20, 2023  
 Period No.: 21  
 Monthly Period: Mar, 2023  
 Interest Period: Mar 20, 2023 to Apr 20, 2023  
 = 31 days

**11. a Aggregate Discounted Lease Balance (Graph)**

**Current Portfolio:**



**Bavarian Sky S.A., Compartment German Auto Leases 6**  
**Monthly Investor Report**

Reporting Date: Apr 11, 2023  
 Payment Date: Apr 20, 2023  
 Period No.: 21  
 Monthly Period: Mar, 2023  
 Interest Period: Mar 20, 2023 to Apr 20, 2023  
 = 31 days

**12. Lessee Concentration**

**Current Portfolio:**

Lessee	Current Aggregate Discounted Lease Balance in EUR	Current Aggregate Discounted Lease Balance in %	Number of Contracts	Number of Contracts in %
1	402,286.00	0.09%	94	0.08%
2	292,612.11	0.07%	46	0.04%
3	103,213.77	0.02%	10	0.01%
4	102,178.63	0.02%	28	0.02%
5	91,171.59	0.02%	16	0.01%
6	89,999.74	0.02%	14	0.01%
7	83,591.31	0.02%	10	0.01%
8	82,078.65	0.02%	13	0.01%
9	80,261.73	0.02%	2	0.00%
10	77,841.40	0.02%	18	0.02%
11	76,875.85	0.02%	38	0.03%
12	76,495.53	0.02%	14	0.01%
13	72,215.04	0.02%	9	0.01%
14	71,999.47	0.02%	2	0.00%
15	70,123.33	0.02%	29	0.02%
16	69,807.65	0.02%	8	0.01%
17	69,320.27	0.02%	10	0.01%
18	68,343.67	0.02%	51	0.04%
19	67,886.38	0.02%	19	0.02%
20	67,294.01	0.01%	6	0.01%
<b>Total</b>	<b>2,115,596.13</b>	<b>0.47%</b>	<b>437</b>	<b>0.37%</b>

<b>Total Portfolio Balance:</b>	449,928,393.93
---------------------------------	----------------



**Bavarian Sky S.A., Compartment German Auto Leases 6**  
**Monthly Investor Report**

Reporting Date: Apr 11, 2023  
 Payment Date: Apr 20, 2023  
 Period No.: 21  
 Monthly Period: Mar, 2023  
 Interest Period: Mar 20, 2023 to Apr 20, 2023  
 = 31 days

**13. Geographical Distribution**

**Initial Portfolio**

Group in Region	Current Aggregate Discounted Lease Balance in EUR	Current Aggregate Discounted Lease Balance in %	Number of Contracts	Number of Contracts in %
Post Code Area 0	44,924,744.89	4.86%	4,831	4.34%
Post Code Area 1	49,134,882.24	5.32%	5,362	4.82%
Post Code Area 2	82,618,099.90	8.94%	9,587	8.62%
Post Code Area 3	90,650,051.10	9.81%	10,908	9.81%
Post Code Area 4	105,477,769.08	11.42%	12,898	11.59%
Post Code Area 5	98,493,724.96	10.66%	11,758	10.57%
Post Code Area 6	111,166,350.59	12.03%	13,886	12.48%
Post Code Area 7	119,070,123.97	12.89%	15,001	13.49%
Post Code Area 8	136,518,620.26	14.78%	16,672	14.99%
Post Code Area 9	85,845,613.13	9.29%	10,339	9.29%
<b>Total</b>	<b>923,899,980.12</b>	<b>100.00%</b>	<b>111,242</b>	<b>100.00%</b>

**Bavarian Sky S.A., Compartment German Auto Leases 6**  
**Monthly Investor Report**

Reporting Date: Apr 11, 2023  
 Payment Date: Apr 20, 2023  
 Period No.: 21  
 Monthly Period: Mar, 2023  
 Interest Period: Mar 20, 2023 to Apr 20, 2023  
 = 31 days

**13. Geographical Distribution (Cont')**

**Current Portfolio:**

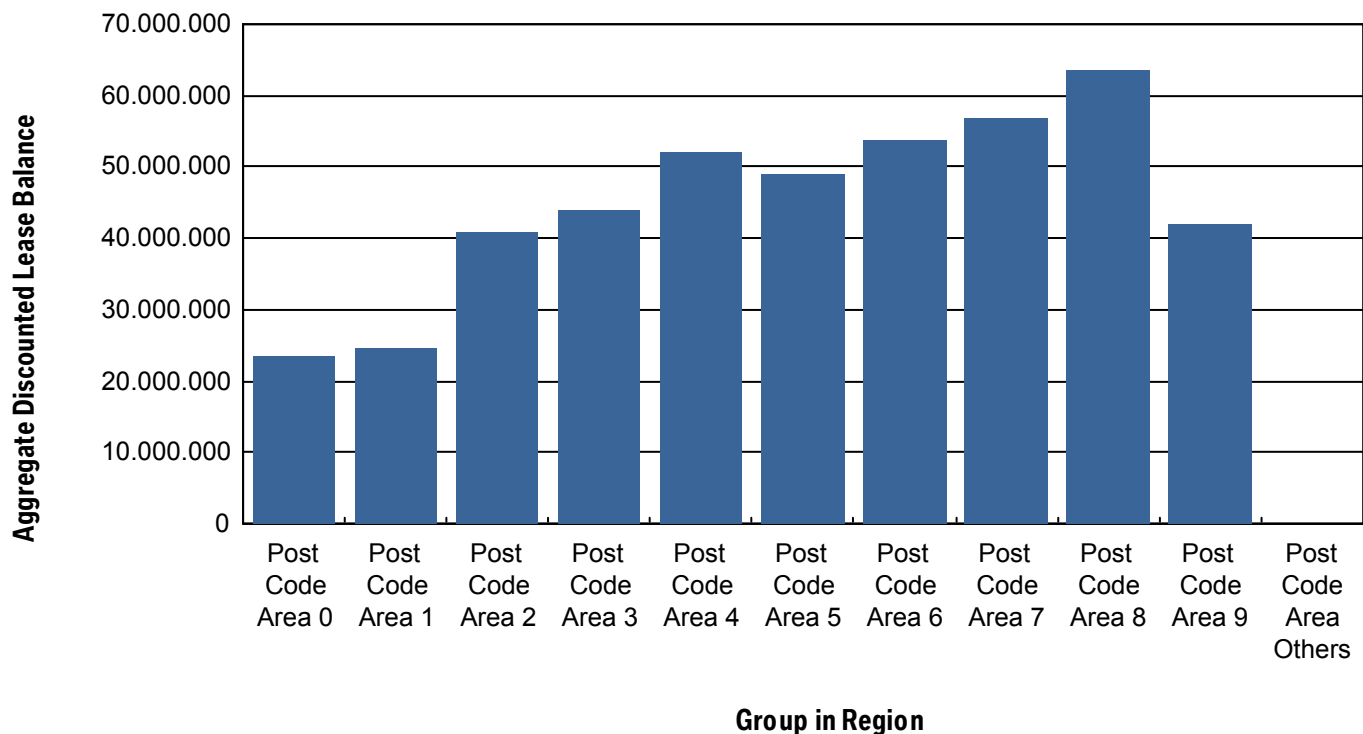
Group in Region	Current Aggregate Discounted Lease Balance in EUR	Current Aggregate Discounted Lease Balance in %	Number of Contracts	Number of Contracts in %
Post Code Area 0	23,465,364.98	5.22%	5,377	4.58%
Post Code Area 1	24,598,222.14	5.47%	5,777	4.92%
Post Code Area 2	40,852,126.67	9.08%	10,110	8.62%
Post Code Area 3	43,914,820.51	9.76%	11,707	9.98%
Post Code Area 4	52,016,960.69	11.56%	13,468	11.48%
Post Code Area 5	48,913,615.21	10.87%	12,544	10.69%
Post Code Area 6	53,903,306.15	11.98%	14,718	12.54%
Post Code Area 7	56,717,118.18	12.61%	15,643	13.33%
Post Code Area 8	63,449,132.64	14.10%	16,893	14.40%
Post Code Area 9	42,011,295.84	9.34%	11,079	9.44%
Post Code Area Others	86,430.92	0.02%	30	0.03%
<b>Total</b>	<b>449,928,393.93</b>	<b>100.00%</b>	<b>117,346</b>	<b>100.00%</b>

**Bavarian Sky S.A., Compartment German Auto Leases 6**  
**Monthly Investor Report**

Reporting Date: Apr 11, 2023  
 Payment Date: Apr 20, 2023  
 Period No.: 21  
 Monthly Period: Mar, 2023  
 Interest Period: Mar 20, 2023 to Apr 20, 2023  
 = 31 days

**13.a Geographical Distribution (Graph)**

Current Portfolio:



**Bavarian Sky S.A., Compartment German Auto Leases 6**  
**Monthly Investor Report**

Reporting Date:	Apr 11, 2023
Payment Date:	Apr 20, 2023
Period No.:	21
Monthly Period:	Mar, 2023
Interest Period:	Mar 20, 2023 to Apr 20, 2023 = 31 days

**14. Object Type**

**Initial Portfolio**

Vehicle Type *	Current Aggregate Discounted Lease Balance in EUR	Current Aggregate Discounted Lease Balance in %	Number of Contracts	Number of Contracts in %
New	917,602,318.47	99.32%	110,526	99.36%
Used	6,297,661.65	0.68%	716	0.64%
<b>Total</b>	<b>923,899,980.12</b>	<b>100.00%</b>	<b>111,242</b>	<b>100.00%</b>

\*New Car: include, for the avoidance of doubt, demonstration cars.

Customer Type **	Current Aggregate Discounted Lease Balance in EUR	Current Aggregate Discounted Lease Balance in %	Number of Contracts	Number of Contracts in %
Commercial	500,517,385.79	54.17%	46,304	41.62%
Private Individual	423,382,594.33	45.83%	64,938	58.38%
<b>Total</b>	<b>923,899,980.12</b>	<b>100.00%</b>	<b>111,242</b>	<b>100.00%</b>

\*\* Private: include, for the avoidance of doubt, self-employed individuals.

**Bavarian Sky S.A., Compartment German Auto Leases 6**  
**Monthly Investor Report**

Reporting Date:	Apr 11, 2023
Payment Date:	Apr 20, 2023
Period No.:	21
Monthly Period:	Mar, 2023
Interest Period:	Mar 20, 2023 to Apr 20, 2023 = 31 days

**14. Object Type (Cont')**

**Current Portfolio**

Vehicle Type *	Current Aggregate Discounted Lease Balance in EUR	Current Aggregate Discounted Lease Balance in %	Number of Contracts	Number of Contracts in %
New	445,879,722.95	99.10%	116,529	99.30%
Used	4,048,670.98	0.90%	817	0.70%
<b>Total</b>	<b>449,928,393.93</b>	<b>100.00%</b>	<b>117,346</b>	<b>100.00%</b>

\*New Car: include, for the avoidance of doubt, demonstration cars.

Customer Type **	Current Aggregate Discounted Lease Balance in EUR	Current Aggregate Discounted Lease Balance in %	Number of Contracts	Number of Contracts in %
Commercial	236,543,624.79	52.57%	46,977	40.03%
Private Individual	213,384,769.14	47.43%	70,369	59.97%
<b>Total</b>	<b>449,928,393.93</b>	<b>100.00%</b>	<b>117,346</b>	<b>100.00%</b>

\*\* Private: include, for the avoidance of doubt, self-employed individuals.

**Bavarian Sky S.A., Compartment German Auto Leases 6**  
**Monthly Investor Report**

Reporting Date: Apr 11, 2023  
 Payment Date: Apr 20, 2023  
 Period No.: 21  
 Monthly Period: Mar, 2023  
 Interest Period: Mar 20, 2023 to Apr 20, 2023  
 = 31 days

**15. Delinquencies**

**Initial Portfolio**

Days Past Due	Current Aggregate Discounted Lease Balance in EUR	Current Aggregate Discounted Lease Balance in %	Number of Contracts	Number of Contracts in %
1 - 30	0.00	0.00%	0	0.00%
31 - 60	0.00	0.00%	0	0.00%
61 - 90	0.00	0.00%	0	0.00%
91 - 120	0.00	0.00%	0	0.00%
> 120	0.00	0.00%	0	0.00%
<b>Total</b>	<b>0.00</b>	<b>0.00%</b>	<b>0</b>	<b>0.00%</b>

**Current Portfolio**

Days Past Due	Current Aggregate Discounted Lease Balance in EUR	Current Aggregate Discounted Lease Balance in %	Number of Contracts	Number of Contracts in %
1 - 30	856,794.94	0.19%	200	0.17%
31 - 60	568,890.13	0.13%	92	0.08%
61 - 90	281,833.64	0.06%	48	0.04%
91 - 120	165,933.83	0.04%	28	0.02%
> 120	371,409.63	0.08%	46	0.04%
<b>Total</b>	<b>2,244,862.17</b>	<b>0.50%</b>	<b>414</b>	<b>0.35%</b>

**Bavarian Sky S.A., Compartment German Auto Leases 6**

**Monthly Investor Report**

Reporting Date: Apr 11, 2023  
 Payment Date: Apr 20, 2023  
 Period No.: 21  
 Monthly Period: Mar, 2023  
 Interest Period: Mar 20, 2023 to Apr 20, 2023  
 = 31 days

**15. a Delinquency Analysis**

Monthly Period	Performing in EUR	Delinquencies			
		31-60 Days Past Due in EUR	61-90 Days Past Due in EUR	91-120 Days Past Due in EUR	>120 Days Past Due in EUR
July - 21	923,899,960.82	0.00	0.00	0.00	0.00
Aug - 21	923,633,081.85	266,891.70	0.00	0.00	0.00
Sept - 21	923,571,046.05	137,951.67	190,992.84	0.00	0.00
Oct - 21	923,305,896.26	395,486.04	103,007.13	95,577.99	0.00
Nov - 21	923,001,509.29	436,204.03	307,429.02	80,652.18	74,199.59
Dec - 21	923,064,568.19	237,008.07	255,951.17	246,804.87	95,665.43
Jan - 22	922,991,477.43	350,653.04	124,952.78	185,470.57	247,443.78
Feb - 22	922,812,129.97	424,804.27	227,028.61	116,515.34	319,473.65
Mar - 22	923,023,496.64	252,839.90	225,564.13	142,840.90	255,212.29
Apr - 22	923,092,700.48	399,251.64	130,885.78	151,182.67	125,951.46
May - 22	922,913,090.13	490,961.28	231,307.82	93,909.08	170,701.35
June - 22	922,781,098.42	429,575.52	339,015.36	191,906.67	158,388.22
July - 22	861,345,111.13	524,921.73	264,514.72	177,406.79	183,836.05
Aug - 22	801,698,718.63	503,300.90	304,594.66	194,315.63	209,029.24
Sept - 22	744,325,355.98	526,819.11	326,045.43	260,258.78	173,933.03
Oct - 22	689,490,584.69	444,037.14	312,264.25	297,854.73	288,997.71
Nov - 22	636,225,442.60	607,295.00	242,394.45	253,082.79	419,569.39
Dec - 22	585,895,783.79	469,872.20	417,587.67	195,795.46	555,945.60
Jan - 23	537,692,592.39	532,839.64	376,193.68	307,607.56	264,899.12
Feb - 23	492,332,304.97	501,154.10	261,212.60	261,550.29	325,777.58
Mar - 23	448,540,326.70	568,890.13	281,833.64	165,933.83	371,409.63

**Bavarian Sky S.A., Compartment German Auto Leases 6**  
**Monthly Investor Report**

Reporting Date:	Apr 11, 2023
Payment Date:	Apr 20, 2023
Period No.:	21
Monthly Period:	Mar, 2023
Interest Period:	Mar 20, 2023 to Apr 20, 2023 = 31 days

**16. Seasoning**

**Initial Portfolio**

Group in Months	Current Aggregate Discounted Lease Balance in EUR	Current Aggregate Discounted Lease Balance in %	Number of Contracts	Number of Contracts in %
<= 6	296,595,224.52	32.10%	26,035	23.40%
> 6 - <= 12	311,206,713.08	33.68%	32,940	29.61%
> 12 - <= 24	296,967,880.38	32.14%	44,322	39.84%
> 24 - <= 36	17,440,379.91	1.89%	7,309	6.57%
> 36 - <= 42	1,139,234.07	0.12%	450	0.40%
> 42 - <= 48	327,401.57	0.04%	117	0.11%
> 48 - <= 53	165,177.37	0.02%	42	0.04%
> 53	57,969.22	0.01%	27	0.02%
<b>Total</b>	<b>923,899,980.12</b>	<b>100.00%</b>	<b>111,242</b>	<b>100.00%</b>

WA: 10.77  
MIN : 2.00  
MAX: 57.00



**Bavarian Sky S.A., Compartment German Auto Leases 6**  
**Monthly Investor Report**

Reporting Date: Apr 11, 2023  
 Payment Date: Apr 20, 2023  
 Period No.: 21  
 Monthly Period: Mar, 2023  
 Interest Period: Mar 20, 2023 to Apr 20, 2023  
 = 31 days

**16. Seasoning (Cont')**

**Current Portfolio**

Group in Months	Current Aggregate Discounted Lease Balance in EUR	Current Aggregate Discounted Lease Balance in %	Number of Contracts	Number of Contracts in %
<= 6	0.00	0.00%	0	0.00%
> 6 - <= 12	12,061,846.52	2.68%	1,229	1.05%
> 12 - <= 24	254,929,150.56	56.66%	42,283	36.03%
> 24 - <= 36	169,559,823.53	37.69%	67,273	57.33%
> 36 - <= 42	10,996,152.32	2.44%	4,739	4.04%
> 42 - <= 48	2,272,628.97	0.51%	1,764	1.50%
> 48 - <= 53	68,359.33	0.02%	21	0.02%
> 53	40,432.70	0.01%	37	0.03%
<b>Total</b>	<b>449,928,393.93</b>	<b>100.00%</b>	<b>117,346</b>	<b>100.00%</b>

WA: 23.50  
 MIN: 10.00  
 MAX: 60.00

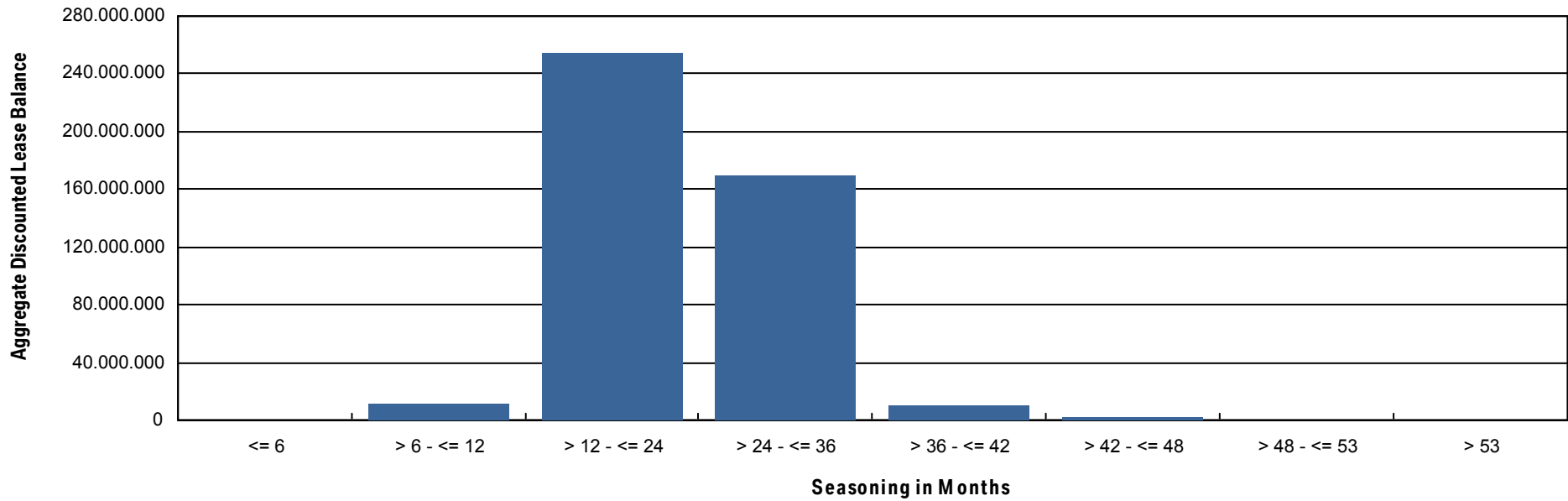


**Bavarian Sky S.A., Compartment German Auto Leases 6**  
**Monthly Investor Report**

Reporting Date:	Apr 11, 2023
Payment Date:	Apr 20, 2023
Period No.:	21
Monthly Period:	Mar, 2023
Interest Period:	Mar 20, 2023 to Apr 20, 2023 = 31 days

**16.a Seasoning (Graph)**

**Current Portfolio**



**Bavarian Sky S.A., Compartment German Auto Leases 6**  
**Monthly Investor Report**

Reporting Date: Apr 11, 2023  
 Payment Date: Apr 20, 2023  
 Period No.: 21  
 Monthly Period: Mar, 2023  
 Interest Period: Mar 20, 2023 to Apr 20, 2023  
 = 31 days

**17. Remaining Term**

**Initial Portfolio**

Group in Months	Current Aggregate Discounted Lease Balance in EUR	Current Aggregate Discounted Lease Balance in %	Number of Contracts	Number of Contracts in %
<= 6	8,777,196.20	0.95%	6,011	5.40%
> 6 - <= 12	19,483,417.88	2.11%	5,832	5.24%
> 12 - <= 24	295,922,635.53	32.03%	45,248	40.68%
> 24 - <= 36	514,644,777.86	55.70%	48,765	43.84%
> 36 - <= 42	54,417,076.99	5.89%	3,609	3.24%
> 42 - <= 48	29,421,969.67	3.18%	1,703	1.53%
> 48 - <= 53	639,061.10	0.07%	36	0.03%
> 53	593,844.89	0.06%	38	0.03%
<b>Total</b>	<b>923,899,980.12</b>	<b>100.00%</b>	<b>111,242</b>	<b>100.00%</b>

WA: 26.77  
 MIN : 3.00  
 MAX: 58.00

**Bavarian Sky S.A., Compartment German Auto Leases 6**  
**Monthly Investor Report**

Reporting Date: Apr 11, 2023  
 Payment Date: Apr 20, 2023  
 Period No.: 21  
 Monthly Period: Mar, 2023  
 Interest Period: Mar 20, 2023 to Apr 20, 2023  
 = 31 days

**17. Remaining Term (Cont')**

**Current Portfolio**

Group in Months	Current Aggregate Discounted Lease Balance in EUR	Current Aggregate Discounted Lease Balance in %	Number of Contracts	Number of Contracts in %
<= 6	44,141,977.63	9.81%	41,030	34.96%
> 6 - <= 12	126,823,137.40	28.19%	37,180	31.68%
> 12 - <= 24	224,589,287.26	49.92%	34,322	29.25%
> 24 - <= 36	52,845,331.85	11.75%	4,703	4.01%
> 36 - <= 42	1,248,396.99	0.28%	91	0.08%
> 42 - <= 48	210,803.88	0.05%	17	0.01%
> 48 - <= 53	69,458.92	0.02%	3	0.00%
> 53	0.00	0.00%	0	0.00%
<b>Total</b>	<b>449,928,393.93</b>	<b>100.00%</b>	<b>117,346</b>	<b>100.00%</b>

WA : 15.63  
 MIN : 0.00  
 MAX: 49.00

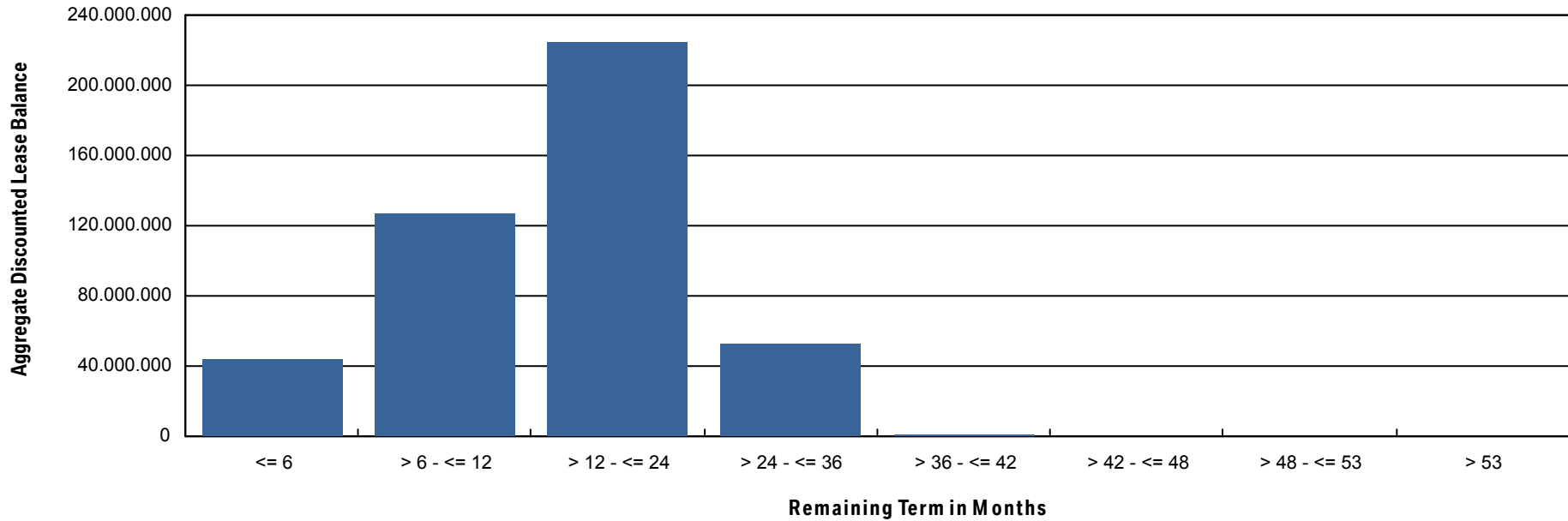


**Bavarian Sky S.A., Compartment German Auto Leases 6**  
**Monthly Investor Report**

Reporting Date: Apr 11, 2023  
Payment Date: Apr 20, 2023  
Period No.: 21  
Monthly Period: Mar, 2023  
Interest Period: Mar 20, 2023 to Apr 20, 2023  
= 31 days

**17.a Remaining Term (Graph)**

**Current Portfolio**



**Bavarian Sky S.A., Compartment German Auto Leases 6**  
**Monthly Investor Report**

Reporting Date: Apr 11, 2023  
 Payment Date: Apr 20, 2023  
 Period No.: 21  
 Monthly Period: Mar, 2023  
 Interest Period: Mar 20, 2023 to Apr 20, 2023  
 = 31 days

**18. Original Term**

**Initial Portfolio**

Group in Months	Current Aggregate Discounted Lease Balance in EUR	Current Aggregate Discounted Lease Balance in %	Number of Contracts	Number of Contracts in %
<= 6	5,093.50	0.00%	3	0.00%
> 6 - <= 12	294,957.62	0.03%	116	0.10%
> 12 - <= 24	28,742,745.03	3.11%	7,011	6.30%
> 24 - <= 36	717,925,979.27	77.71%	88,843	79.86%
> 36 - <= 42	47,609,914.11	5.15%	5,901	5.30%
> 42 - <= 48	126,433,789.82	13.68%	9,076	8.16%
> 48 - <= 53	75,473.14	0.01%	5	0.00%
> 53	2,812,027.63	0.30%	287	0.26%
<b>Total</b>	<b>923,899,980.12</b>	<b>100.00%</b>	<b>111,242</b>	<b>100.00%</b>

WA : 37.54  
 MIN : 5.00  
 MAX: 60.00

**Bavarian Sky S.A., Compartment German Auto Leases 6**  
**Monthly Investor Report**

Reporting Date: Apr 11, 2023  
 Payment Date: Apr 20, 2023  
 Period No.: 21  
 Monthly Period: Mar, 2023  
 Interest Period: Mar 20, 2023 to Apr 20, 2023  
 = 31 days

**18. Original Term (Cont')**

**Current Portfolio**

Group in Months	Current Aggregate Discounted Lease Balance in EUR	Current Aggregate Discounted Lease Balance in %	Number of Contracts	Number of Contracts in %
<= 6	0.00	0.00%	0	0.00%
> 6 - <= 12	0.00	0.00%	4	0.00%
> 12 - <= 24	4,942,606.95	1.10%	4,207	3.59%
> 24 - <= 36	308,224,576.58	68.51%	90,416	77.05%
> 36 - <= 42	29,050,512.52	6.46%	7,487	6.38%
> 42 - <= 48	105,358,520.29	23.42%	14,926	12.72%
> 48 - <= 53	53,122.83	0.01%	5	0.00%
> 53	2,299,054.76	0.51%	301	0.26%
<b>Total</b>	<b>449,928,393.93</b>	<b>100.00%</b>	<b>117,346</b>	<b>100.00%</b>

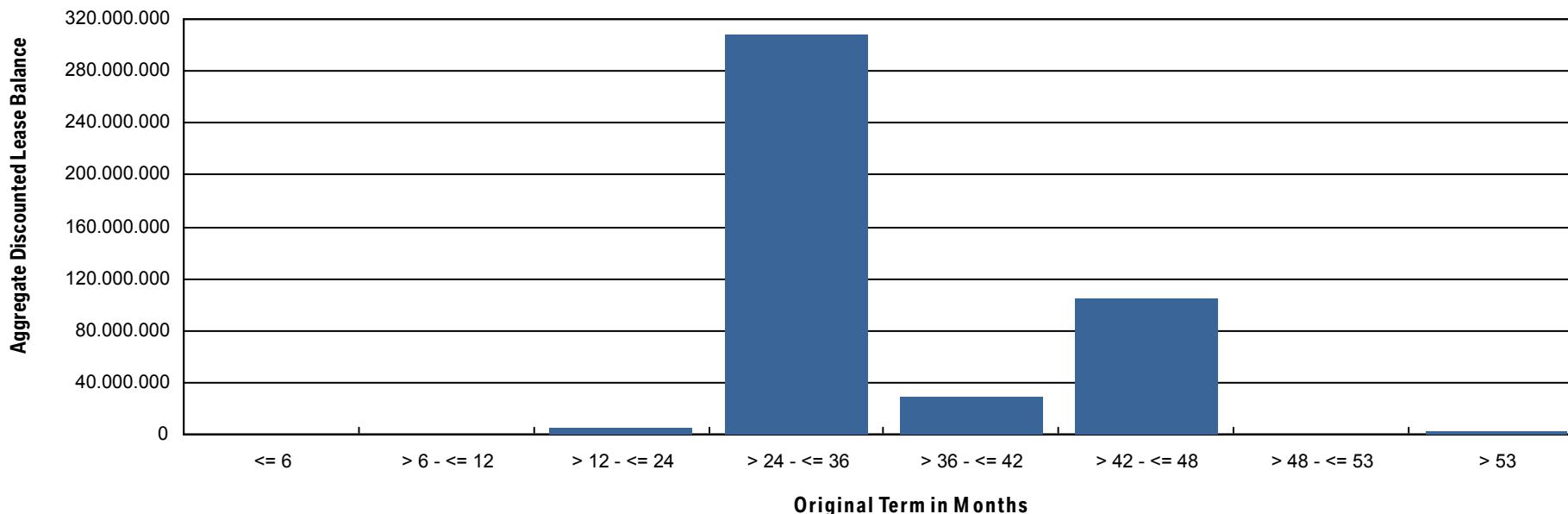
WA : 39.14  
 MIN : 10.00  
 MAX: 60.00

**Bavarian Sky S.A., Compartment German Auto Leases 6**  
**Monthly Investor Report**

Reporting Date:	Apr 11, 2023
Payment Date:	Apr 20, 2023
Period No.:	21
Monthly Period:	Mar, 2023
Interest Period:	Mar 20, 2023 to Apr 20, 2023 = 31 days

**18.a Original Term (Graph)**

**Current Portfolio**





# Bavarian Sky S.A., Compartment German Auto Leases 6

## Monthly Investor Report

Reporting Date:	Apr 11, 2023
Payment Date:	Apr 20, 2023
Period No.:	21
Monthly Period:	Mar, 2023
Interest Period:	Mar 20, 2023 to Apr 20, 2023 = 31 days

### 19. Vehicle Class

#### Initial Portfolio

Group in Vehicle Class	Current Aggregate Discounted Lease Balance in EUR	Current Aggregate Discounted Lease Balance in %	Number of Contracts	Number of Contracts in %
BMW 1 Series	71,275,069.92	7.71%	14,238	12.80%
BMW 2 Series	56,655,070.20	6.13%	8,197	7.37%
BMW 3 Series	90,944,868.16	9.84%	10,422	9.37%
BMW 4 Series	24,277,055.72	2.63%	2,561	2.30%
BMW 5 Series	114,047,022.83	12.34%	11,242	10.11%
BMW 6 Series	6,389,644.43	0.69%	591	0.53%
BMW 7 Series	22,451,661.09	2.43%	1,396	1.25%
BMW 8 Series	24,558,945.65	2.66%	996	0.90%
BMW Group Others	6,604,916.80	0.71%	580	0.52%
BMW i3 Series	27,709,316.73	3.00%	4,950	4.45%
BMW i8 Series	3,138,875.04	0.34%	207	0.19%
BMW X1 Series	76,466,726.93	8.28%	10,743	9.66%
BMW X2 Series	33,429,189.52	3.62%	5,492	4.94%
BMW X3 Series	93,399,331.91	10.11%	8,980	8.07%
BMW X4 Series	25,102,649.79	2.72%	2,128	1.91%
BMW X5 Series	97,187,876.46	10.52%	5,158	4.64%
BMW X6 Series	20,069,263.62	2.17%	938	0.84%
BMW X7 Series	14,419,126.06	1.56%	615	0.55%
BMW Z4 Series	13,464,808.19	1.46%	1,287	1.16%
MINI Clubman	14,472,032.40	1.57%	2,955	2.66%
MINI Convertible	537.78	0.00%	1	0.00%
MINI Countryman	13,622.30	0.00%	6	0.01%
MINI Hatch	87,821,348.40	9.51%	17,558	15.78%
MINI Roadster	1,020.19	0.00%	1	0.00%
<b>Total</b>	<b>923,899,980.12</b>	<b>100.00%</b>	<b>111,242</b>	<b>100.00%</b>

# Bavarian Sky S.A., Compartment German Auto Leases 6

## Monthly Investor Report

Reporting Date:	Apr 11, 2023
Payment Date:	Apr 20, 2023
Period No.:	21
Monthly Period:	Mar, 2023
Interest Period:	Mar 20, 2023 to Apr 20, 2023 = 31 days

### 19. Vehicle Class (Cont')

#### Current Portfolio

Group in Vehicle Class	Current Aggregate Discounted Lease Balance in EUR	Current Aggregate Discounted Lease Balance in %	Number of Contracts	Number of Contracts in %
BMW 1 Series	34,615,744.31	7.69%	15,656	13.34%
BMW 2 Series	26,707,888.67	5.94%	8,207	6.99%
BMW 3 Series	44,126,589.60	9.81%	10,776	9.18%
BMW 4 Series	17,999,810.56	4.00%	2,842	2.42%
BMW 5 Series	49,268,570.33	10.95%	9,439	8.04%
BMW 6 Series	2,149,721.83	0.48%	385	0.33%
BMW 7 Series	7,956,476.99	1.77%	1,071	0.91%
BMW 8 Series	9,556,843.17	2.12%	1,046	0.89%
BMW Group Others	3,646,601.50	0.81%	610	0.52%
BMW i3 Series	14,266,955.59	3.17%	6,281	5.35%
BMW i8 Series	842,018.14	0.19%	146	0.12%
BMW iX	1,055,397.25	0.23%	48	0.04%
BMW X1 Series	42,712,089.18	9.49%	13,116	11.18%
BMW X2 Series	14,546,760.42	3.23%	5,242	4.47%
BMW X3 Series	50,420,131.81	11.21%	10,436	8.89%
BMW X4 Series	10,215,896.54	2.27%	2,114	1.80%
BMW X5 Series	45,766,628.04	10.17%	5,467	4.66%
BMW X6 Series	10,496,003.58	2.33%	1,118	0.95%
BMW X7 Series	6,292,999.62	1.40%	620	0.53%
BMW Z4 Series	7,519,361.85	1.67%	1,574	1.34%
MINI Clubman	5,267,547.28	1.17%	2,371	2.02%
MINI Countryman	0.00	0.00%	2	0.00%
MINI Hatch	44,498,357.67	9.89%	18,779	16.00%
<b>Total</b>	<b>449,928,393.93</b>	<b>100.00%</b>	<b>117,346</b>	<b>100.00%</b>

**Bavarian Sky S.A., Compartment German Auto Leases 6**  
**Monthly Investor Report**

Reporting Date:	Apr 11, 2023
Payment Date:	Apr 20, 2023
Period No.:	21
Monthly Period:	Mar, 2023
Interest Period:	Mar 20, 2023 to Apr 20, 2023 = 31 days

**20. Payment Type**

**Initial Portfolio**

Group in Payment Type	Current Aggregate Discounted Lease Balance in EUR	Current Aggregate Discounted Lease Balance in %	Number of Contracts	Number of Contracts in %
Direct Debit	921,233,414.00	99.71%	110,983	99.77%
Self Payment	2,666,566.12	0.29%	259	0.23%
<b>Total</b>	<b>923,899,980.12</b>	<b>100.00%</b>	<b>111,242</b>	<b>100.00%</b>

**Current Portfolio**

Group in Payment Type	Current Aggregate Discounted Lease Balance in EUR	Current Aggregate Discounted Lease Balance in %	Number of Contracts	Number of Contracts in %
Direct Debit	447,383,791.00	99.43%	116,822	99.55%
Self Payment	2,544,602.93	0.57%	524	0.45%
<b>Total</b>	<b>449,928,393.93</b>	<b>100.00%</b>	<b>117,346</b>	<b>100.00%</b>

**Bavarian Sky S.A., Compartment German Auto Leases 6**  
**Monthly Investor Report**

Reporting Date:	Apr 11, 2023
Payment Date:	Apr 20, 2023
Period No.:	21
Monthly Period:	Mar, 2023
Interest Period:	Mar 20, 2023 to Apr 20, 2023 = 31 days

**21. Contracts Per Lessee**

**Initial Portfolio**

Number of Contracts	Current Aggregate Discounted Lease Balance in EUR	Current Aggregate Discounted Lease Balance in %	Number of Contracts	Number of Contracts in %
1	772,775,553.82	83.64%	96,362	86.62%
2 - 4	130,763,189.88	14.15%	12,496	11.23%
5 - 7	11,889,066.63	1.29%	1,221	1.10%
8 - 10	3,208,342.67	0.35%	377	0.34%
> 10	5,263,827.12	0.57%	786	0.71%
<b>Total</b>	<b>923,899,980.12</b>	<b>100.00%</b>	<b>111,242</b>	<b>100.00%</b>

**Current Portfolio**

Number of Contracts	Current Aggregate Discounted Lease Balance in EUR	Current Aggregate Discounted Lease Balance in %	Number of Contracts	Number of Contracts in %
1	377,006,655.94	83.79%	101,587	86.57%
2 - 4	63,366,883.72	14.08%	13,328	11.36%
5 - 7	4,991,695.24	1.11%	1,173	1.00%
8 - 10	1,608,942.99	0.36%	396	0.34%
> 10	2,954,216.04	0.66%	862	0.73%
<b>Total</b>	<b>449,928,393.93</b>	<b>100.00%</b>	<b>117,346</b>	<b>100.00%</b>

# Bavarian Sky S.A., Compartment German Auto Leases 6

## Monthly Investor Report

Reporting Date:	Apr 11, 2023
Payment Date:	Apr 20, 2023
Period No.:	21
Monthly Period:	Mar, 2023
Interest Period:	Mar 20, 2023 to Apr 20, 2023 = 31 days

## 22. Amortisation

### Initial Portfolio

Period	Month / Year	Principal Balance in EUR
0	June, 2021	923,899,980.12
1	July, 2021	884,744,203.00
2	Aug, 2021	845,457,907.15
3	Sept, 2021	806,315,578.54
4	Oct, 2021	767,690,387.60
5	Nov, 2021	729,419,290.84
6	Dec, 2021	691,599,312.22
7	Jan, 2022	654,049,899.03
8	Feb, 2022	616,659,285.44
9	Mar, 2022	579,445,016.38
10	Apr, 2022	542,486,821.20
11	May, 2022	505,750,219.46
12	June, 2022	469,308,260.08
13	July, 2022	433,599,618.83
14	Aug, 2022	398,954,309.24
15	Sept, 2022	365,460,607.92
16	Oct, 2022	333,389,996.52
17	Nov, 2022	302,723,204.88
18	Dec, 2022	274,070,614.65
19	Jan, 2023	246,886,610.59
20	Feb, 2023	220,811,041.33
21	Mar, 2023	196,002,238.78
22	Apr, 2023	172,462,532.34
23	May, 2023	150,027,716.19
24	June, 2023	128,715,206.81
25	July, 2023	109,283,753.35
26	Aug, 2023	91,661,709.74
27	Sept, 2023	75,812,774.23
28	Oct, 2023	61,812,959.34
29	Nov, 2023	49,533,849.30
30	Dec, 2023	39,579,302.19

### Current Portfolio

Period	Month / Year	Principal Balance in EUR	Reduction in EUR
21	Mar, 2023	449,928,393.93	
22	Apr, 2023	398,968,121.11	50,960,272.82
23	May, 2023	360,615,985.01	38,352,136.10
24	June, 2023	323,748,458.27	36,867,526.74
25	July, 2023	289,309,315.46	34,439,142.81
26	Aug, 2023	257,133,304.64	32,176,010.82
27	Sept, 2023	227,145,963.62	29,987,341.02
28	Oct, 2023	199,415,038.85	27,730,924.77
29	Nov, 2023	173,867,901.26	25,547,137.59
30	Dec, 2023	151,363,222.38	22,504,678.88
31	Jan, 2024	131,008,186.69	20,355,035.69
32	Feb, 2024	112,321,098.03	18,687,088.66
33	Mar, 2024	95,502,943.49	16,818,154.54
34	Apr, 2024	81,067,521.73	14,435,421.76
35	May, 2024	68,477,469.19	12,590,052.54
36	June, 2024	57,429,386.03	11,048,083.16
37	July, 2024	47,945,233.74	9,484,152.29
38	Aug, 2024	39,702,145.38	8,243,088.36
39	Sept, 2024	32,539,245.15	7,162,900.23
40	Oct, 2024	26,439,703.35	6,099,541.80
41	Nov, 2024	21,332,517.36	5,107,185.99
42	Dec, 2024	17,251,403.03	4,081,114.33
43	Jan, 2025	13,895,846.73	3,355,556.30
44	Feb, 2025	11,069,691.21	2,826,155.52
45	Mar, 2025	8,732,378.23	2,337,312.98
46	Apr, 2025	6,944,804.84	1,787,573.39
47	May, 2025	5,494,540.65	1,450,264.19
48	June, 2025	4,287,162.33	1,207,378.32
49	July, 2025	3,294,543.98	992,618.35
50	Aug, 2025	2,468,799.81	825,744.17
51	Sept, 2025	1,773,509.45	695,290.36

**Bavarian Sky S.A., Compartment German Auto Leases 6**  
**Monthly Investor Report**

Reporting Date: Apr 11, 2023  
 Payment Date: Apr 20, 2023  
 Period No.: 21  
 Monthly Period: Mar, 2023  
 Interest Period: Mar 20, 2023 to Apr 20, 2023  
 = 31 days

**22. Amortisation**

**Initial Portfolio**

Period	Month / Year	Principal Balance in EUR
31	Jan, 2024	31,296,298.49
32	Feb, 2024	24,342,158.49
33	Mar, 2024	18,901,335.72
34	Apr, 2024	15,363,961.68
35	May, 2024	12,840,639.63
36	June, 2024	10,525,414.40
37	July, 2024	8,461,747.73
38	Aug, 2024	6,673,892.69
39	Sept, 2024	5,138,691.79
40	Oct, 2024	3,847,186.87
41	Nov, 2024	2,771,257.05
42	Dec, 2024	1,929,382.44
43	Jan, 2025	1,252,420.32
44	Feb, 2025	706,655.47
45	Mar, 2025	322,011.45
46	Apr, 2025	178,160.77
47	May, 2025	151,202.00
48	June, 2025	125,900.26
49	July, 2025	102,061.51
50	Aug, 2025	80,747.20
51	Sept, 2025	61,828.16
52	Oct, 2025	46,956.34
53	Nov, 2025	34,700.63
54	Dec, 2025	24,385.83
55	Jan, 2026	15,752.14
56	Feb, 2026	8,384.42
57	Mar, 2026	2,625.08
58	Apr, 2026	0.00

**Current Portfolio**

Period	Month / Year	Principal Balance in EUR	Reduction in EUR
52	Oct, 2025	1,219,956.19	553,553.26
53	Nov, 2025	795,441.34	424,514.85
54	Dec, 2025	500,310.42	295,130.92
55	Jan, 2026	298,695.12	201,615.30
56	Feb, 2026	172,386.24	126,308.88
57	Mar, 2026	99,113.28	73,272.96
58	Apr, 2026	71,538.28	27,575.00
59	May, 2026	57,656.34	13,881.94
60	June, 2026	45,405.07	12,251.27
61	July, 2026	37,095.27	8,309.80
62	Aug, 2026	29,372.22	7,723.05
63	Sept, 2026	22,648.19	6,724.03
64	Oct, 2026	16,423.86	6,224.33
65	Nov, 2026	11,620.96	4,802.90
66	Dec, 2026	7,923.26	3,697.70
67	Jan, 2027	5,279.00	2,644.26
68	Feb, 2027	2,745.23	2,533.77
69	Mar, 2027	658.68	2,086.55
70	Apr, 2027	0.00	658.68
71	May, 2027	0.00	0.00
72	June, 2027	0.00	0.00
73	July, 2027	0.00	0.00
74	Aug, 2027	0.00	0.00
75	Sept, 2027	0.00	0.00
76	Oct, 2027	0.00	0.00
77	Nov, 2027	0.00	0.00
78	Dec, 2027	0.00	0.00
79	Jan, 2028	0.00	0.00

**Bavarian Sky S.A., Compartment German Auto Leases 6**  
**Monthly Investor Report**

Reporting Date:	Apr 11, 2023
Payment Date:	Apr 20, 2023
Period No.:	21
Monthly Period:	Mar, 2023
Interest Period:	Mar 20, 2023 to Apr 20, 2023 = 31 days

**23. Priority of Payments**

**All amounts in EUR**

Available Distribution Amount	+	50,644,097.65
Taxes	-	0.00
Trustee Payment	-	0.00
Senior Expenses	-	5,500.05
Swap Net Payment	-	0.00
Class A Interest	-	1,140,105.00
Class B Interest	-	63,635.29
Cash Reserve	-	4,620,000.00
Replenishment Amount	-	0.00
Principal Class A	-	44,814,857.31
Principal Class B	-	0.00
Swap Termination Event	-	0.00
Subordinated Loan Interest	-	0.00
Subordinated Loan Principal	-	0.00
Seller	-	0.00

**Bavarian Sky S.A., Compartment German Auto Leases 6**  
**Monthly Investor Report**

Reporting Date:	Apr 11, 2023
Payment Date:	Apr 20, 2023
Period No.:	21
Monthly Period:	Mar, 2023
Interest Period:	Mar 20, 2023 to Apr 20, 2023 = 31 days

**24. Transaction Costs**

<b>Transaction Costs (in EUR)</b>	<b>Class A</b>	<b>Class B</b>	<b>Subordinated Loan</b>	<b>Total</b>
Senior Expenses				5,500.05
Interest accrued for the Period	1,140,105.00	63,635.29	18,133.24	1,221,873.53
Interest payments for the Period	1,140,105.00	63,635.29	0.00	1,203,740.29
Cumulative Interest Payments	9,388,760.00	1,311,725.00	67,692.13	10,768,177.13
Unpaid Interest for the Period	0.00	0.00	18,133.24	18,133.24
Cumulative Unpaid Interest	0.00	0.00	114,351.29	114,351.29



**Bavarian Sky S.A., Compartment German Auto Leases 6**  
**Monthly Investor Report**

Reporting Date: Apr 11, 2023  
 Payment Date: Apr 20, 2023  
 Period No.: 21  
 Monthly Period: Mar, 2023  
 Interest Period: Mar 20, 2023 to Apr 20, 2023  
 = 31 days

**25. Ratings**

		Fitch	S&P	Moodys	DBRS
<b>Notes - current ratings</b>					
	Class A	AAA	AAA	N/A	N/A
	Class B	N/A	N/A	N/A	N/A

			Fitch	S&P	Moodys	DBRS	Trigger Breached
<b>Transaction Parties - current ratings</b>							
	BMW AG	Long Term	N/A	A	A2	A high	
		Short Term	N/A	A-1	P-1	N/A	
<b>Issuer Account Bank</b>	The Bank of New York Mellon	Long Term	AA	AA-	N/A	N/A	no
		Short Term	F1+	A-1+	N/A	N/A	no
<b>Swap Counterparty</b>	DZ BANK AG	Long Term	AA-	A+	N/A	N/A	no
		Short Term	F1+	A-1	N/A	N/A	no

			Fitch	S&P	Moodys	DBRS
<b>Transaction Parties - required ratings</b>						
<b>Issuer Account Bank</b>	The Bank of New York Mellon	Long Term	A	A	N/A	N/A
		Short Term	F1	A-1	N/A	N/A
<b>Swap Counterparty</b>	DZ BANK AG	Long Term	A-	A-	N/A	N/A
		Short Term	F1	A-1	N/A	N/A

**Bavarian Sky S.A., Compartment German Auto Leases 6**  
**Monthly Investor Report**

Reporting Date:	Apr 11, 2023
Payment Date:	Apr 20, 2023
Period No.:	21
Monthly Period:	Mar, 2023
Interest Period:	Mar 20, 2023 to Apr 20, 2023 = 31 days

**26. Swap Information**

<b>Swap Counterparty</b>	
Swap Counterparty	DZ Bank
Swap Termination Event	No

<b>Swap data</b>	
Swap type	Fixed floating interest rate swap
Notional amount in EUR	406,372,180.32
<b>Fix leg</b>	
Fixed rate	-0.530%
Payment in EUR ( Bavarian Sky S.A., Compartment German Auto Leases 6 to DZ Bank)	-179,481.05
<b>Floating leg</b>	
Floating rate (Euribor)	2.558%
Payment in EUR (DZ Bank to Bavarian Sky S.A., Compartment German Auto Leases 6 )	895,125.03
<b>Net swap payment (in EUR)</b>	<b>1,074,606.08</b>
- = from Bavarian Sky S.A., Compartment German Auto Leases 6 to DZ Bank	
+ = from DZ Bank to Bavarian Sky S.A., Compartment German Auto Leases 6)	