

**ABEST 21**  
**Monthly Investor Report**

**Cover Sheet Monthly Investor Report**

Reporting Date	04/10/2024				
Payment Date	21/10/2024				
Period No					
Monthly Period	01/09/2024 - 30/09/2024				
Interest Period	from	23/09/2024	to	21/10/2024	= 28 days
Collection Period	from	01/09/2024	to	30/09/2024	

<b>Index</b>	<b>Page</b>
1. Portfolio Information	<a href="#">1</a>
2. Reserve Accounts	<a href="#">2</a>
3. Performance Data	<a href="#">3</a>
4. Outstanding Notes	<a href="#">4</a>
5. Original Principal Balance	<a href="#">5</a>
5.1 Original PB (Graph)	<a href="#">5.1</a>
6. Current Principal Balance	<a href="#">6</a>
6.1 Current PB (Graph)	<a href="#">6.1</a>
7. Borrower Concentration	<a href="#">7</a>
8. Geographical Distribution	<a href="#">8</a>
8.1 Geographical (Graph)	<a href="#">8.1</a>
9. Object Type	<a href="#">9</a>
10. Insurance Coverage	<a href="#">10</a>
11. Contract Type	<a href="#">11</a>
12. Customer Yield	<a href="#">12</a>
12.1 Customer Yield (Graph)	<a href="#">13</a>
13. Seasoning	<a href="#">13</a>
13.1 Seasoning (Graph)	<a href="#">14</a>
14. Remaining Term	<a href="#">14.1</a>
14.1 Remaining Term (Graph)	<a href="#">15</a>
15. Original Term	<a href="#">15.1</a>
15.1 Original Term (Graph)	<a href="#">16</a>
16. Manufacturer	<a href="#">16</a>
17. Priority of Payments	<a href="#">17</a>
18. Transaction Costs	<a href="#">18</a>
19. Swap Counterparty Data	<a href="#">19</a>
20. Retention	<a href="#">20</a>
21. Counterparties I	<a href="#">21</a>
22. Counterparties II	<a href="#">22</a>
23. Originator	<a href="#">23</a>
24. Disclaimer	<a href="#">24</a>

**ABEST 21**  
**Monthly Investor Report**

**1. Portfolio Information**

Reporting Date	04/10/2024				
Payment Date	21/10/2024				
Period No					
Monthly Period	01/09/2024 - 30/09/2024				
Interest Period	from	23/09/2024	to	21/10/2024	= 28 days
Collection Period	from	01/09/2024	to	30/09/2024	

	No. of Contracts	current period Aggregate Outstanding Principal Amount	previous period Aggregate Outstanding Principal Amount
<b>Outstanding Receivables</b>			
<b>Beginning of Period (collection period)</b>		<b>271.966.737,18 €</b>	<b>284.546.864,26</b>
Scheduled Principal Payments		9.331.571,51 €	9.084.785,17
Prepayment Principal		1.718.877,22 €	2.082.391,15
Others		1.556.619,88 €	1.277.830,65
Recoveries		- €	<b>52.142,86</b>
<b>Total Principal Collections</b>		<b>12.607.068,61 €</b>	<b>12.497.149,83</b>
<b>Total Interest Collections</b>		<b>1.188.483,50 €</b>	<b>1.535.087,97</b>
<b>Defaults</b>		<b>112.979,35</b>	<b>82.977,25</b>
<b>End of Period (after Payment Date)</b>	<b>25.993</b>	<b>259.246.689,22 €</b>	<b>271.966.737,18</b>
Balance of the Replenishment account (after Payment Date)		- €	-
Current Prepayment Rate (annualised)		7,58%	8,78%
<b>New sale Offer</b>		<b>- €</b>	<b>-</b>

**ABEST 21**  
**Monthly Investor Report**

**2. Reserve Accounts**

Reporting Date	04/10/2024			
Payment Date	21/10/2024			
Period No				
Monthly Period	01/09/2024 - 30/09/2024			
Interest Period from	23/09/2024	to	21/10/2024	= 28 days
Collection Period from	01/09/2024	to	30/09/2024	

**Notes Balance**

Beginning of Period	274.366.737,18
End of Period	261.646.689,22

**Reserve Accounts**

Reserve Account	in %	euro	Trigger Event y/n
Beginning of Period	0,5%	1.284.333,69 €	NO
Cash Outflow	€ 63.600,24		
Cash Inflow	€ -		
End of Period	0,5%	1.220.733,45 €	
Required Reserve Fund	€ 1.220.733,45		

**ABEST 21**  
**Monthly Investor Report**

**3. Performance Data**

Reporting Date	04/10/2024		
Payment Date	21/10/2024		
Period No			
Monthly Period	01/09/2024 - 30/09/2024		
Interest Period from	23/09/2024	to	21/10/2024
Collection Period from	01/09/2024	to	30/09/2024
		=	28 days

**Note Balance**

Beginning of Period	274.366.737,18 €
End of Period	261.646.689,22 €

**Ratios**

**3-MRA\* 31- 60 days past due**

31- 60 days past due period before previous period	0,00%
31- 60 days past due previous period	0,00%
31- 60 days past due current period	1.361.642,84 €

**3-MRA\* 61-90 days past due**

61- 90 days past due period before previous period	0,00%
61- 90 days past due previous period	0,00%
61- 90 days past due current period	579.846,29 €

**3-MRA\* 91-120 days past due**

91- 120 days past due period before previous period	0,00%
91- 120 days past due previous period	0,00%
91- 120 days past due current period	375.441,50 €

**Early Amortisation Event**

**Cumulative Default Level**

Cumulative Default Level period before previous period	0,37%
Cumulative Default Level previous period	0,39%
Cumulative Default Level current period	0,41%

**Trigger Breach (if higher than 3.70% for 2 consecutive Calculation Dates)**

**NO**

**Delinquency Level**

Delinquency Level period before previous period	0,29%
Delinquency Level previous period	0,28%
Delinquency Level current period	0,26%

**Trigger Breach (if higher than 1% for 2 consecutive Calculation Dates)**

**NO**

**Principal Deficiency Amount Shortfall**

**Trigger Breach (if the Principal Deficiency Amount Shortfall is higher than zero )**

**NO**

**Replenishment Amount**

**Trigger Breach (if Replenishment Amount is higher than 20% of the Aggregate Rated Notes Outstanding Amount on each of three consecutive Calculation Dates)**

**NO**

**Performance Data**

Number of Contracts being 31-60 Days delinquent	285
Number of Contracts being 61-90 Days delinquent	80
Number of Contracts being 91-120 Days delinquent	40
Gross instalments being 31-60 days delinquent	28.069,51
Gross instalments being 61-90 days delinquent	13.874,53
Gross instalments being 91-120 days delinquent	10.464,16
Current Period Termination	97.570,36
Cumulative Termination	3.436.081,54
New number of Contracts being terminated	15,00
Total number of Contracts being terminated	526,00
Current Period Recoveries	0,00
Cumulative Recoveries	412.078,38

**ABEST 21**  
**Monthly Investor Report**

Reporting Date	04/10/2024				
Payment Date	21/10/2024				
Period No					
Monthly Period	01/09/2024 - 30/09/2024				
Interest Period from	23/09/2024	to	21/10/2024	=	28 days
Collection Period from	01/09/2024	to	30/09/2024		

**4. Outstanding Notes**

Principal Payable Amount (during Amortising Period)

<b>1. Note Balance</b>	<b>All notes</b>	<b>Class A</b>	<b>Class B</b>	<b>Class C</b>	<b>Class D</b>	<b>Class E</b>	<b>Class M</b>
<b>General Note Information</b>							
ISIN Code	XS2367164493	XS2368146457	XS2368150210	XS2368152695	XS2368153156	XS2368153586	
Currency	EURO	EURO	EURO	EURO	EURO	EURO	EURO
Initial Tranching	82,2%	4,3%	4,2%	3,2%	2,6%	3,6%	
Legal Maturity	set 2031	set 2031	set 2031	set 2031	set 2031	set 2031	set 2031
Expected Maturity	set 2031	set 2031	set 2031	set 2031	set 2031	set 2031	set 2031
Original Rating (Fitch / Moody's)	AAAsf/Aaa(sf)	AAAsf/Aa1(sf)	Asf/Aa3(sf)	BBBsf/A3(sf)	BBsf/Ba1(sf)	n/a	n/a
Current Rating (Fitch / Moody's)*	AAAsf/Aaa(sf)	AAAsf/Aaa(sf)	Asf/Aa1(sf)	BBBsf/A1(sf)	BBsf/Baa1(sf)	n/a	n/a
Initial Notes Aggregate Principal Outstanding Balance	400.000.000,00 €	20.700.000,00 €	20.200.000,00 €	15.500.000,00 €	12.700.000,00 €	17.500.000,00 €	
Initial Nominal per Note	100.000,00 €	100.000,00 €	100.000,00 €	100.000,00 €	100.000,00 €	100.000,00 €	100.000,00 €
Initial Number of Notes per Class	4.000	207	202	155	127	175	
<b>Current Note Information</b>							
Class Principal Outstanding Balance Beginning of Period	187.766.737,18 €	20.700.000,00 €	20.200.000,00 €	15.500.000,00 €	12.700.000,00 €	17.500.000,00 €	
Amortisation	12.720.047,96	n.a.	n.a.	n.a.	n.a.	n.a.	n.a.
Redemption per Note	0,00 €	0,00 €	0,00 €	0,00 €	0,00 €	0,00 €	0,00 €
Class Principal Outstanding Balance End of Period	175.046.689,22 €	20.700.000,00 €	20.200.000,00 €	15.500.000,00 €	12.700.000,00 €	17.500.000,00 €	
Current Tranching	66,9%	7,9%	7,7%	5,9%	4,9%	6,7%	
Current Pool Factor	0,44	1,00	1,00	1,00	1,00	1,00	
<b>2. Payments to Investors per Note</b>							
Interest Rate Basis: 1-M Euribor / Spread	4,095						
DayCount Convention	ACT/360	ACT/360	ACT/360	ACT/360	ACT/360	ACT/360	ACT/360
Interest Days	28 days	28 days	28 days	28 days	28 days	28 days	28 days
Principal Outstanding Beginning of Period	187.766.737,18 €	20.700.000,00 €	20.200.000,00 €	15.500.000,00 €	12.700.000,00 €	17.500.000,00 €	
> Principal Repayment	12.720.047,96 €	0,00 €	0,00 €	0,00 €	0,00 €	0,00 €	0,00 €
> Principal Outstanding End of Period	175.046.689,22 €	20.700.000,00 €	20.200.000,00 €	15.500.000,00 €	12.700.000,00 €	17.500.000,00 €	
> Interest accrued for the period	598.037,06 €	10.465,00 €	19.638,89 €	23.870,00 €	34.572,22 €	88.472,22 €	
Interest Payment							
<b>Initial total CE (Subordination, Reserve)</b>							
	18,30%	14,04%	9,89%	6,71%	4,10%	0,00%	
<b>Current CE</b>							
	33,56%	25,65%	17,93%	12,01%	7,15%	0,00%	

**ABEST 21  
Monthly Investor Report**

**5. Original Principal Balance**

as of **ISSUE DATE**

Reporting Date	04/10/2024			
Payment Date	21/10/2024			
Period No				
Monthly Period	01/09/2024 - 30/09/2024			
Interest Period	from	23/09/2024	to	21/10/2024 = 28 days
Collection Period	from	01/09/2024	to	30/09/2024

<i>Balloon Loan</i>				
<i>Original Principal Balance (Ranges in EUR)</i>	<i>Principal Balance in EUR</i>	<i>Percentage of Balance</i>	<i>Number of Loans</i>	<i>Percentage of Loans</i>
0 < X ≤ 5,000	26.340.921	13,9%	3.233,00	29,87%
5,000 < X ≤ 10,000	56.693.807	29,9%	4.181,00	38,63%
10,000 < X ≤ 15,000	33.058.163	17,5%	1.477,00	13,65%
15,000 < X ≤ 20,000	21.053.341	11,1%	736,00	6,80%
20,000 < X ≤ 25,000	15.307.390	8,1%	440,00	4,07%
25,000 < X ≤ 30,000	13.238.630	7,0%	327,00	3,02%
30,000 < X ≤ 35,000	9.237.765	4,9%	193,00	1,78%
35,000 < X ≤ 40,000	6.617.436	3,5%	123,00	1,14%
40,000 < X ≤ 45,000	2.335.891	1,2%	39,00	0,36%
45,000 < X ≤ 50,000	2.396.151	1,3%	36,00	0,33%
50,000 < X ≤ 55,000	863.796	0,5%	11,00	0,10%
55,000 < X ≤ 60,000	701.442	0,4%	9,00	0,08%
60,000 < X ≤ 65,000	709.680	0,4%	9,00	0,08%
65,000 < X ≤ 70,000	161.815	0,1%	2,00	0,02%
70,000 < X ≤ 75,000	225.158	0,1%	2,00	0,02%
75,000 < X	370.480	0,2%	4,00	0,04%
<b>Total</b>	<b>189.311.865,23</b>	<b>100,00%</b>	<b>10.822</b>	<b>100,00%</b>

Statistics in EUR

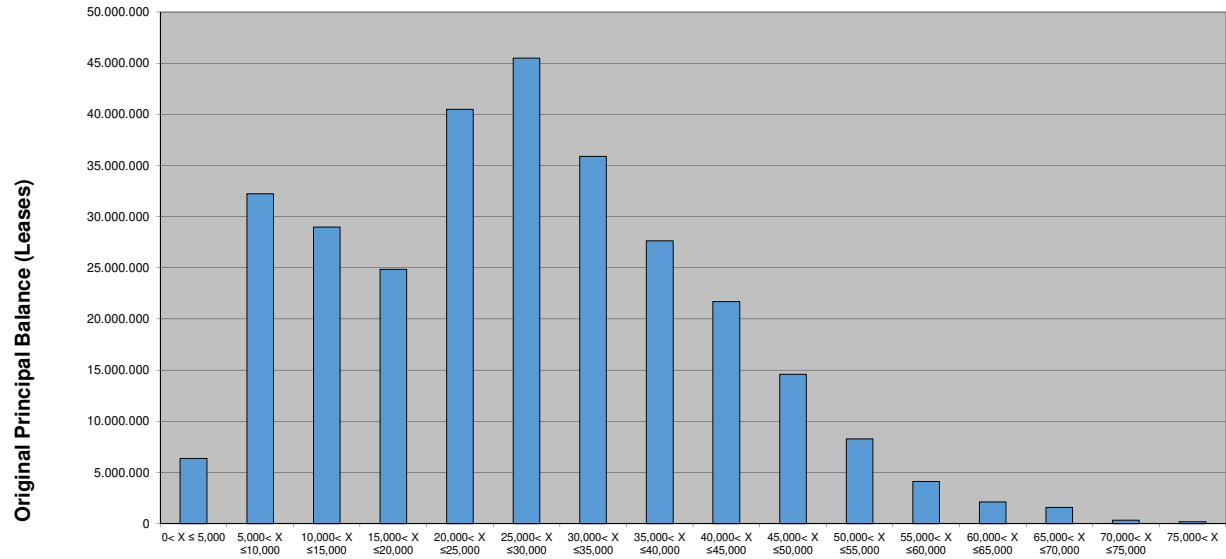
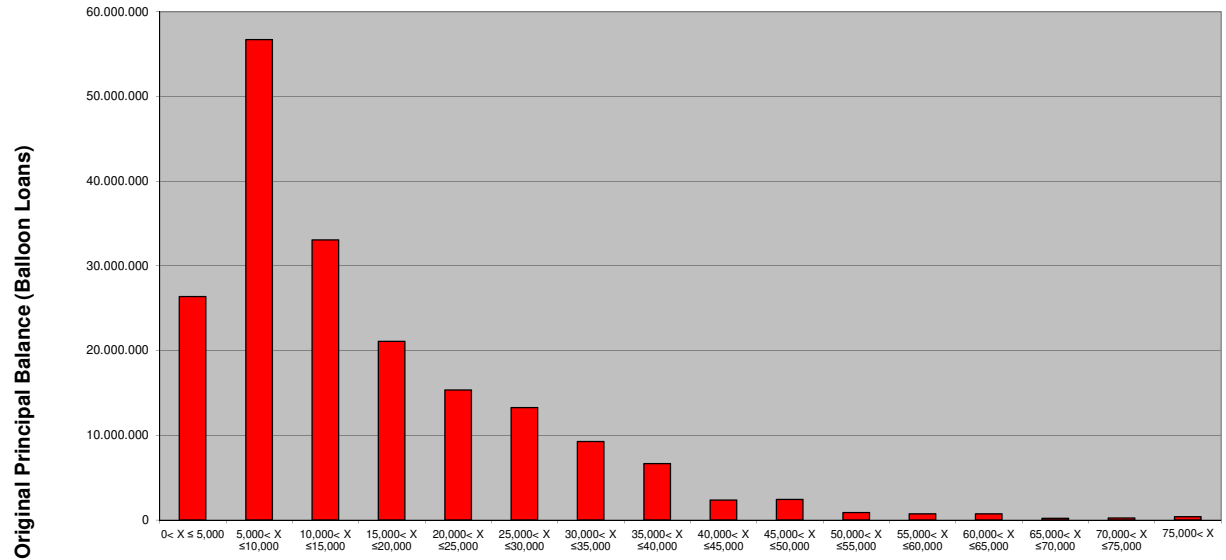
<i>Leases</i>				
<i>Original Principal Balance (Ranges in EUR)</i>	<i>Original Principal Balance in EUR</i>	<i>Percentage of Balance</i>	<i>Number of Loans</i>	<i>Percentage of Loans</i>
0 < X ≤ 5,000	6.363.403	2,2%	1.063,00	3,21%
5,000 < X ≤ 10,000	32.245.892	10,9%	7.014,00	21,21%
10,000 < X ≤ 15,000	28.982.622	9,8%	3.774,00	11,41%
15,000 < X ≤ 20,000	24.848.871	8,4%	2.947,00	8,91%
20,000 < X ≤ 25,000	40.493.101	13,7%	4.783,00	14,47%
25,000 < X ≤ 30,000	45.502.809	15,4%	4.715,00	14,26%
30,000 < X ≤ 35,000	35.908.481	12,2%	3.186,00	9,64%
35,000 < X ≤ 40,000	27.656.559	9,4%	2.158,00	6,53%
40,000 < X ≤ 45,000	21.689.268	7,4%	1.583,00	4,79%
45,000 < X ≤ 50,000	14.601.687	5,0%	949,00	2,87%
50,000 < X ≤ 55,000	8.271.453	2,8%	489,00	1,48%
55,000 < X ≤ 60,000	4.119.527	1,4%	217,00	0,66%
60,000 < X ≤ 65,000	2.102.667	0,7%	101,00	0,31%
65,000 < X ≤ 70,000	1.582.360	0,5%	63,00	0,19%
70,000 < X ≤ 75,000	329.334	0,1%	18,00	0,05%
75,000 < X	185.588	0,1%	4,00	0,01%
<b>Total</b>	<b>294.883.621,93</b>	<b>100,00%</b>	<b>33.064</b>	<b>100,00%</b>

Statistics in EUR

**ABEST 21  
Monthly Investor Report**

**5.1 Original PB (Graph)**

Reporting Date	04/10/2024				
Payment Date	21/10/2024				
Period No					
Monthly Period	01/09/2024 - 30/09/2024				
Interest Period	from	23/09/2024	to	21/10/2024	= 28 days
Collection Period	from	01/09/2024	to	30/09/2024	



**ABEST 21  
Monthly Investor Report**

**5. Original Principal Balance**

as of ISSUE DATE

Reporting Date	04/10/2024				
Payment Date	21/10/2024				
Period No					
Monthly Period	01/09/2024 - 30/09/2024				
Interest Period	from	23/09/2024	to	21/10/2024	= 28 days
Collection Period	from	01/09/2024	to	30/09/2024	

Balloon Loan				
Current Principal Balance (Ranges in EUR)	Original Principal Balance in EUR	Percentage of Balance	Number of Loans	Percentage of Loans
0 < X ≤ 5,000	11.947.020	6,8%	1.550,00	17,53%
5,000 < X ≤ 10,000	35.349.476	20,0%	2.919,00	33,02%
10,000 < X ≤ 15,000	31.267.601	17,7%	1.721,00	19,47%
15,000 < X ≤ 20,000	21.988.592	12,5%	908,00	10,27%
20,000 < X ≤ 25,000	15.136.452	8,6%	489,00	5,53%
25,000 < X ≤ 30,000	13.627.913	7,7%	381,00	4,31%
30,000 < X ≤ 35,000	11.957.808	6,8%	283,00	3,20%
35,000 < X ≤ 40,000	9.849.275	5,6%	211,00	2,39%
40,000 < X ≤ 45,000	6.192.655	3,5%	120,00	1,36%
45,000 < X ≤ 50,000	4.645.482	2,6%	80,00	0,90%
50,000 < X ≤ 55,000	3.594.689	2,0%	58,00	0,66%
55,000 < X ≤ 60,000	3.090.001	1,8%	44,00	0,50%
60,000 < X ≤ 65,000	1.598.246	0,9%	21,00	0,24%
65,000 < X ≤ 70,000	1.121.287	0,6%	13,00	0,15%
70,000 < X ≤ 75,000	1.005.417	0,6%	11,00	0,12%
75,000 < X	4.119.803	2,3%	32,00	0,36%
<b>Total</b>	<b>176.491.715,74</b>	<b>100,00%</b>	<b>8.841</b>	<b>100,00%</b>

Statistics in EUR

Leases				
Current Principal Balance (Ranges in EUR)	Original Principal Balance in EUR	Percentage of Balance	Number of Loans	Percentage of Loans
0 < X ≤ 5,000	847.510	1,0%	287,00	1,69%
5,000 < X ≤ 10,000	8.504.034	10,2%	3.714,00	21,83%
10,000 < X ≤ 15,000	18.640.980	22,3%	5.416,00	31,83%
15,000 < X ≤ 20,000	10.053.187	12,0%	2.093,00	12,30%
20,000 < X ≤ 25,000	10.198.582	12,2%	1.722,00	10,12%
25,000 < X ≤ 30,000	9.730.728	11,6%	1.471,00	8,64%
30,000 < X ≤ 35,000	7.674.977	9,2%	934,00	5,49%
35,000 < X ≤ 40,000	5.769.329	6,9%	576,00	3,38%
40,000 < X ≤ 45,000	4.059.692	4,9%	324,00	1,90%
45,000 < X ≤ 50,000	3.029.119	3,6%	211,00	1,24%
50,000 < X ≤ 55,000	1.581.394	1,9%	112,00	0,66%
55,000 < X ≤ 60,000	1.197.813	1,4%	62,00	0,36%
60,000 < X ≤ 65,000	867.895	1,0%	38,00	0,22%
65,000 < X ≤ 70,000	710.304	0,8%	29,00	0,17%
70,000 < X ≤ 75,000	253.134	0,3%	11,00	0,06%
75,000 < X	521.421	0,6%	17,00	0,10%
<b>Total</b>	<b>83.640.099,63</b>	<b>100,00%</b>	<b>17.017</b>	<b>100,00%</b>

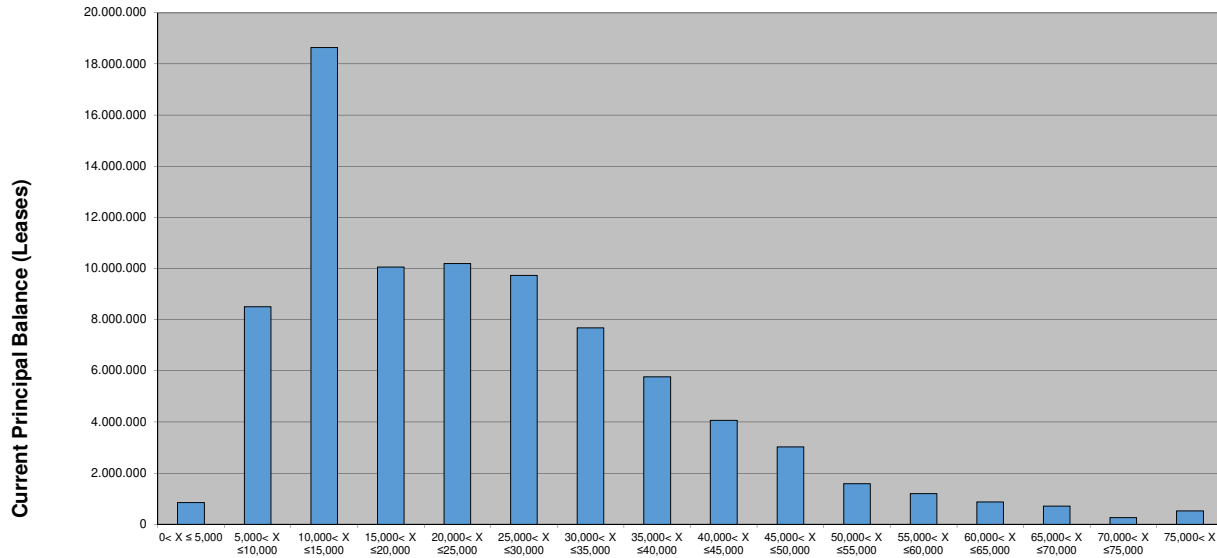
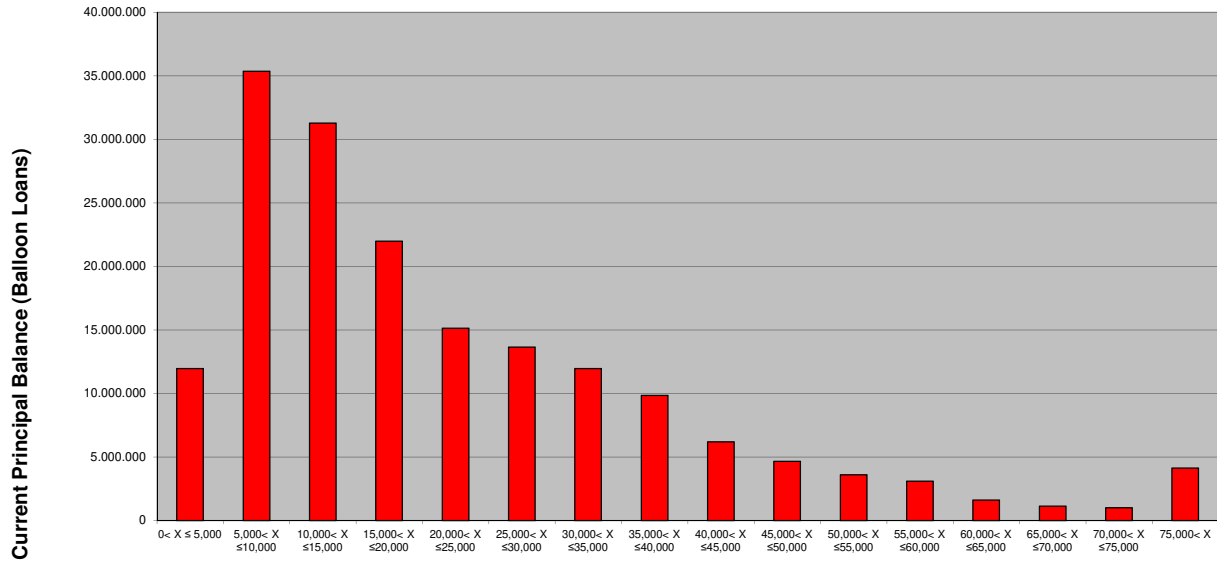
Statistics in EUR



**ABEST 21  
Monthly Investor Report**

**5.1 Original PB (Graph)**

Reporting Date	04/10/2024		
Payment Date	21/10/2024		
Period No			
Monthly Period	01/09/2024 - 30/09/2024		
Interest Period	from	23/09/2024	to 21/10/2024 =
Collection Period	from	01/09/2024	to 30/09/2024 = 28 days



**ABEST 21**  
**Monthly Investor Report**

**7. Borrower Concentration**

Reporting Date	04/10/2024				
Payment Date	21/10/2024				
Period No					
Monthly Period	01/09/2024 - 30/09/2024				
Interest Period	from	23/09/2024	to	21/10/2024	= 28 days
Collection Period	from	01/09/2024	to	30/09/2024	

No	Current Principal Balance in EUR	Percentage of Balance	Number of Loans
1	304.669,04	0,12%	1
2	281.518,77	0,11%	1
3	260.593,93	0,10%	5
4	249.957,32	0,10%	13
5	248.073,71	0,10%	1
6	225.324,48	0,09%	10
7	200.900,61	0,08%	1
8	179.484,55	0,07%	1
9	163.029,04	0,06%	2
10	161.637,16	0,06%	4
11	156.624,51	0,06%	1
12	146.665,41	0,06%	1
13	146.649,53	0,06%	2
14	145.130,37	0,06%	5
15	139.555,02	0,05%	3
16	139.472,35	0,05%	1
17	139.269,58	0,05%	1
18	133.654,87	0,05%	1
19	127.143,57	0,05%	2
20	125.505,70	0,05%	1
	<b>3.674.859,52</b>	<b>1,41%</b>	<b>57</b>

**ABEST 21**  
**Monthly Investor Report**

**8. Geographical Distribution**

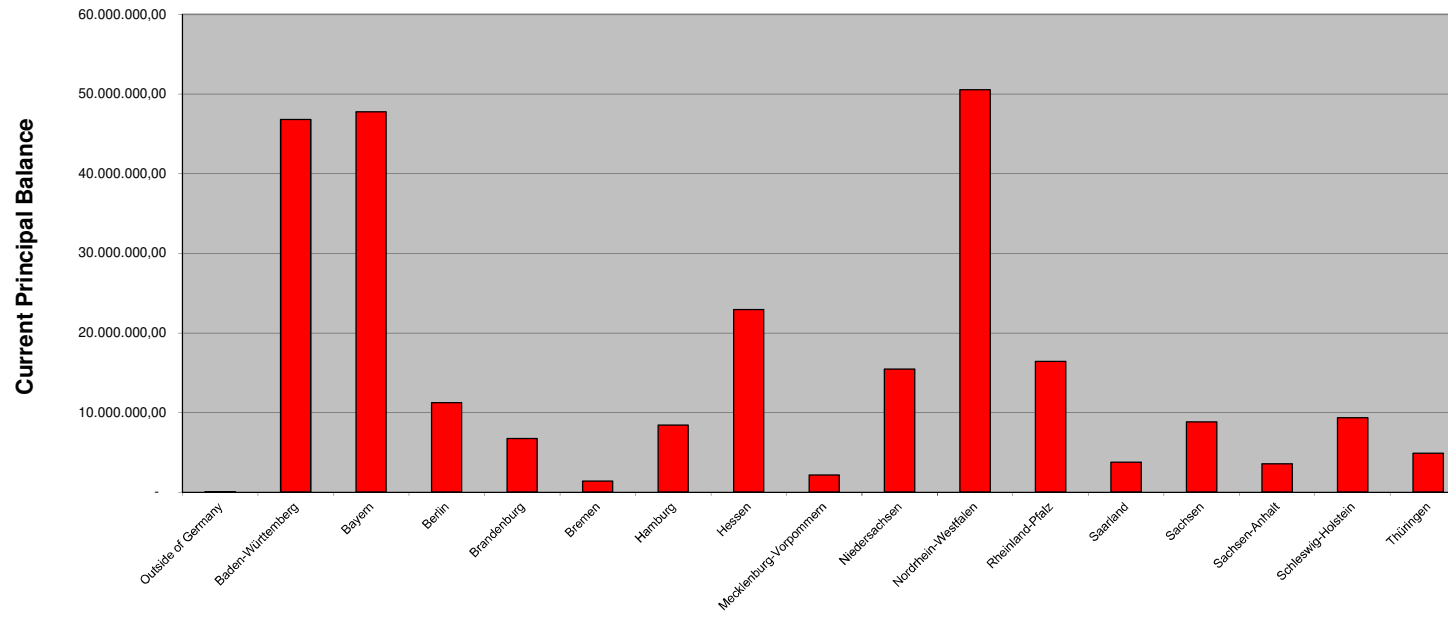
Reporting Date	04/10/2024				
Payment Date	21/10/2024				
Period No					
Monthly Period	01/09/2024 - 30/09/2024				
Interest Period	from	23/09/2024	to	21/10/2024	= 28 days
Collection Period	from	01/09/2024	to	30/09/2024	

State	Current Principal Balance in EUR	Percentage of Balance	Number of Loans	Percentage of Loans
Outside of Germany	59.114,22	0,0%	7	0,0%
Baden-Württemberg	46.767.259,85	18,0%	4.973	19,2%
Bayern	47.755.213,08	18,4%	4.856	18,8%
Berlin	11.223.889,47	4,3%	1.162	4,5%
Brandenburg	6.725.387,84	2,6%	799	3,1%
Bremen	1.380.548,57	0,5%	134	0,5%
Hamburg	8.410.436,30	3,2%	727	2,8%
Hessen	22.914.912,30	8,8%	2.155	8,3%
Mecklenburg-Vorpomm	2.159.384,09	0,8%	187	0,7%
Niedersachsen	15.451.632,73	5,9%	1.583	6,1%
Nordrhein-Westfalen	50.508.946,19	19,4%	4.760	18,4%
Rheinland-Pfalz	16.413.347,32	6,3%	1.504	5,8%
Saarland	3.770.268,00	1,4%	325	1,3%
Sachsen	8.826.462,85	3,4%	873	3,4%
Sachsen-Anhalt	3.544.522,80	1,4%	387	1,5%
Schleswig-Holstein	9.325.214,12	3,6%	912	3,5%
Thüringen	4.895.275,64	1,9%	514	2,0%
<b>Total</b>	<b>260.131.815,37</b>	<b>100,00%</b>	<b>25.858</b>	<b>100,00%</b>

**ABEST 21**  
**Monthly Investor Report**

**8.1 Geographical Distribution (Graph)**

Reporting Date	04/10/2024				
Payment Date	21/10/2024				
Period No					
Monthly Period	01/09/2024 - 30/09/2024				
Interest Period	from	23/09/2024	to	21/10/2024	= 28 days
Collection Period	from	01/09/2024	to	30/09/2024	



**ABEST 21**  
**Monthly Investor Report**

**9. Object Type**

Reporting Date	04/10/2024				
Payment Date	21/10/2024				
Period	No				
Monthly Period	01/09/2024 - 30/09/2024				
Interest Period	from	23/09/2024	to	21/10/2024	= 28 days
Collection Period	from	01/09/2024	to	30/09/2024	

<i>Balloon Loan</i>				
<i>Object Type</i>	<i>Current Principal Balance in EUR</i>	<i>Percentage of Balance</i>	<i>Number of Loans</i>	<i>Percentage of Loans</i>
Car	163.435.511,01	92,6%	7.888	89,22%
LCV	13.056.204,73	7,4%	953	10,78%
<b>Total</b>	<b>176.491.715,74</b>	<b>100%</b>	<b>8.841</b>	<b>100%</b>

<i>Leases</i>				
<i>Object Type</i>	<i>Current Principal Balance in EUR</i>	<i>Percentage of Balance</i>	<i>Number of Loans</i>	<i>Percentage of Loans</i>
Car	75.217.644,04	89,93%	15.245	89,59%
LCV	8.422.455,59	10,07%	1.772	10,41%
<b>Total</b>	<b>83.640.099,63</b>	<b>100%</b>	<b>17.017</b>	<b>100%</b>

**ABEST 21**  
**Monthly Investor Report**

**10. Insurances**

Reporting Date	04/10/2024	
Payment Date	21/10/2024	
Period No		
Monthly Period	01/09/2024 - 30/09/2024	
Interest Period	from 23/09/2024	to 21/10/2024 = 28 days
Collection Period	from 01/09/2024	to 30/09/2024

<i>Contract Type</i>	<i>CPI</i>	<i>GAP</i>	<i>Current Principal Balance in EUR</i>	<i>Percentage of Balance</i>
Balloon Loans	756.404,82	1.093.494,67	176.491.715,74	1,0%
Leases	0,00	0,00	83.640.099,63	0,0%
<b>Total</b>	<b>756.404,82</b>	<b>1.093.494,67</b>	<b>260.131.815,37</b>	<b>0,7%</b>

**ABEST 21**  
**Monthly Investor Report**

**11. Type of Contract**

Reporting Date			04/10/2024			
Payment Date			21/10/2024			
Period No						
Monthly Period	01/09/2024 - 30/09/2024					
Interest Period	from	23/09/2024	to	21/10/2024	=	28 days
Collection Period	from	01/09/2024	to	30/09/2024		

<i>Loan Type</i>	<i>Number of Loans</i>	<i>Percentage of Loans in %</i>	<i>Loan Principal in EUR</i>	<i>% of Current Outstanding</i>
Balloon Loans new cars	5.167	20,0%	112.560.880	43,3%
Balloon Loans used cars	3.674	14,2%	63.930.835	24,6%
Leases new cars	17.017	65,8%	83.640.100	32,2%
<b>Total</b>	<b>25.858</b>	<b>100%</b>	<b>260.131.815,37</b>	<b>100,0%</b>

**ABEST 21  
Monthly Investor Report**

**12. Customer Yield**

Reporting Date	04/10/2024			
Payment Date	21/10/2024			
Period No				
Monthly Period	01/09/2024 - 30/09/2024			
Interest Period	from	23/09/2024	to	21/10/2024 = 28 days
Collection Period	from	01/09/2024	to	30/09/2024

<i>Balloon Loan</i>				
<i>Yield Range</i>	<i>Current Principal Balance in EUR</i>	<i>Percentage of Balance</i>	<i>Number of Loans</i>	<i>Percentage of Loans</i>
0 to 1%	17.125.232,19	9,70%	523	5,92%
1,01 to 2%	17.571.622,24	9,96%	787	8,90%
2,01 to 3%	56.423.454,41	31,97%	3.078	34,82%
3,01 to 4%	54.748.473,55	31,02%	3.084	34,88%
4,01 to 5%	21.985.090,53	12,46%	1.002	11,33%
5,01 to 6%	7.086.462,74	4,02%	279	3,16%
6,01 to 7%	1.199.899,82	0,68%	46	0,52%
7,01 to 8%	351.480,26	0,20%	42	0,48%
8,01 to 9%	0,00	0,00%	0	0,00%
9,01 to 10%	0,00	0,00%	0	0,00%
> 10%	0,00	0,00%	0	0,00%
<b>Total</b>	<b>176.491.715,74</b>	<b>100%</b>	<b>8.841,00</b>	<b>100%</b>

<b>Statistics</b>	<b>in %</b>
WA Interest	3,20

\* runs from .00 to .99

<i>Leases</i>				
<i>Yield Range</i>	<i>Current Principal Balance in EUR</i>	<i>Percentage of Balance</i>	<i>Number of Loans</i>	<i>Percentage of Loans</i>
0 to 3%	21.544.316,51	25,76%	4.693	27,58%
3,01 to 4%	21.973.476,03	26,27%	5.610	32,97%
4,01 to 5%	21.404.498,18	25,59%	4.413	25,93%
5,01 to 6%	14.596.227,93	17,45%	1.778	10,45%
6,01 to 7%	3.157.922,69	3,78%	427	2,51%
7,01 to 8%	954.479,65	1,14%	93	0,55%
8,01 to 9%	9.178,64	0,01%	3	0,02%
9,01 to 10%	0,00	0,00%	0	0,00%
> 10%	0,00	0,00%	0	0,00%
<b>Total</b>	<b>83.640.099,63</b>	<b>100%</b>	<b>17.017,00</b>	<b>100%</b>

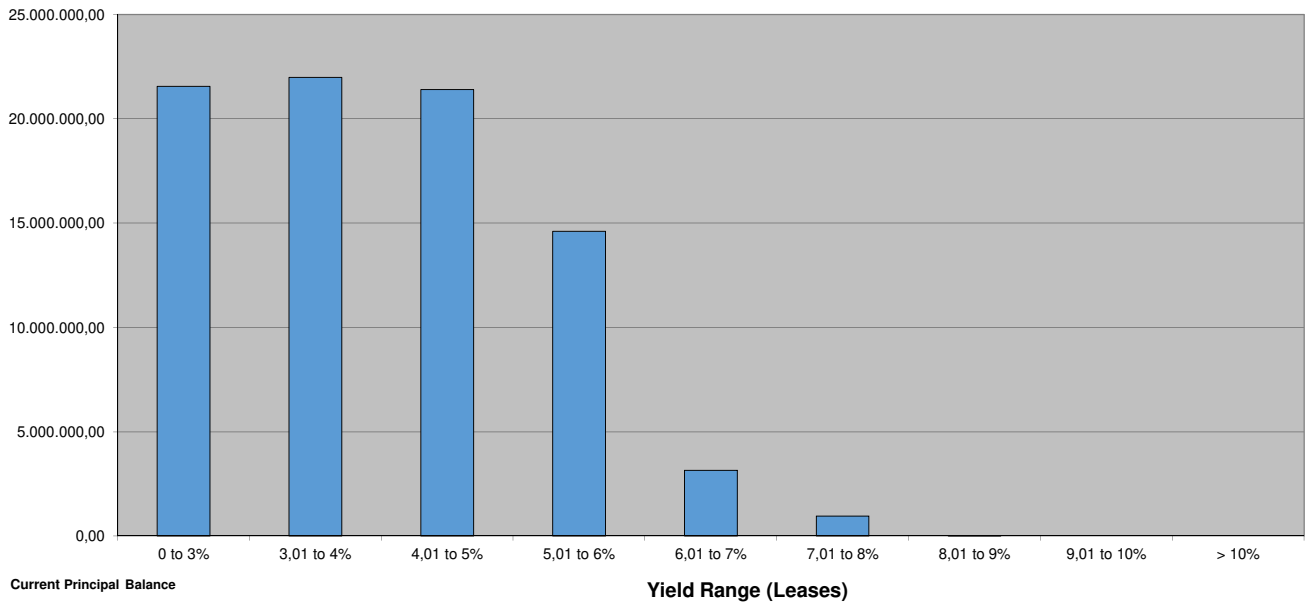
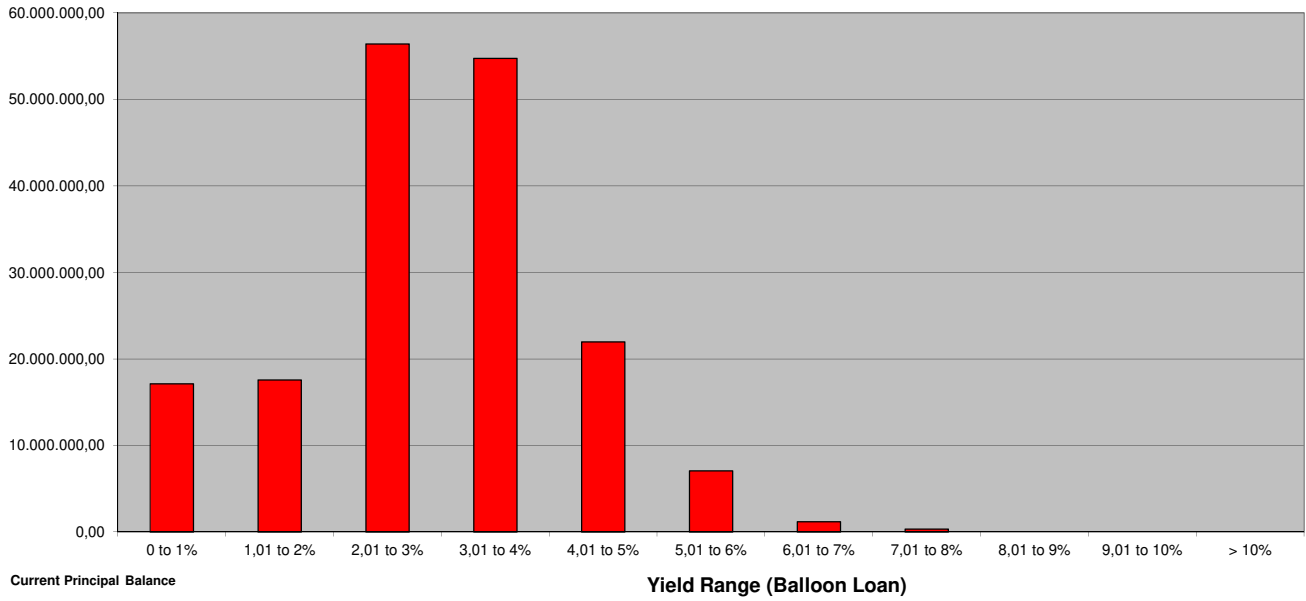
<b>Statistics</b>	<b>in %</b>
WA Interest	4,05



**ABEST 21**  
**Monthly Investor Report**

**12.1 Customer Yield (Graph)**

Reporting Date	04/10/2024				
Payment Date	21/10/2024				
Period No					
Monthly Period	01/09/2024 - 30/09/2024				
Interest Period	from	23/09/2024	to	21/10/2024	= 28 days
Collection Period	from	01/09/2024	to	30/09/2024	



**ABEST 21**  
**Monthly Investor Report**

**13. Seasoning**

Reporting Date	04/10/2024				
Payment Date	21/10/2024				
Period No					
Monthly Period	01/09/2024 - 30/09/2024				
Interest Period	from	23/09/2024	to	21/10/2024	= 28 days
Collection Period	from	01/09/2024	to	30/09/2024	

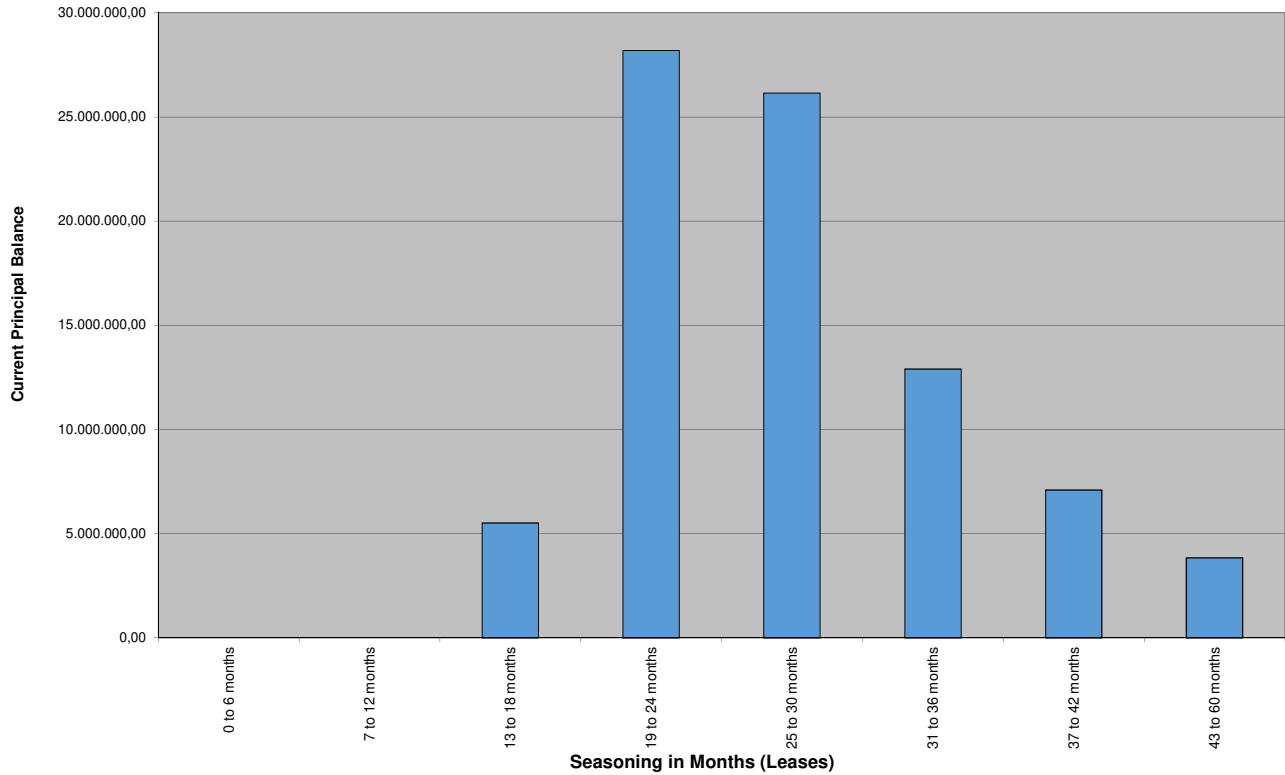
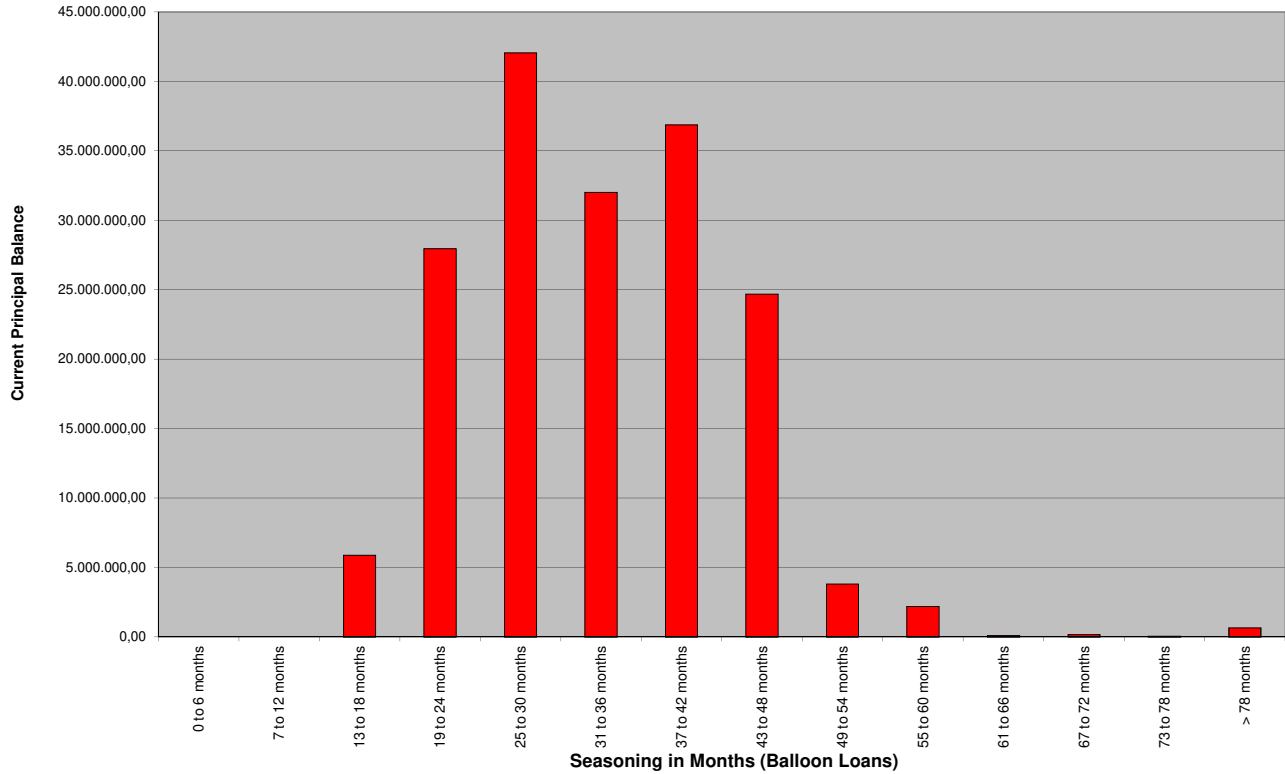
<i>Balloon Loan</i>				
<i>Seasoning in Months</i>	<i>Current Principal Balance in EUR</i>	<i>Percentage of Balance</i>	<i>Number of Loans</i>	<i>Percentage of Loans</i>
0 to 6 months	0,00	0,00%	0	0,00%
7 to 12 months	0,00	0,00%	0	0,00%
13 to 18 months	5.886.184,84	3,34%	110	1,24%
19 to 24 months	27.954.666,98	15,84%	862	9,75%
25 to 30 months	42.054.614,24	23,83%	1.649	18,65%
31 to 36 months	32.010.585,05	18,14%	1.653	18,70%
37 to 42 months	36.884.257,01	20,90%	2.204	24,93%
43 to 48 months	24.696.926,77	13,99%	1.830	20,70%
49 to 54 months	3.802.069,13	2,15%	244	2,76%
55 to 60 months	2.206.815,58	1,25%	159	1,80%
61 to 66 months	110.297,74	0,06%	14	0,16%
67 to 72 months	178.130,25	0,10%	20	0,23%
73 to 78 months	49.211,44	0,03%	9	0,10%
> 78 months	657.956,71	0,37%	87	0,98%
<b>Total</b>	<b>176.491.715,74</b>	<b>100,00%</b>	<b>8.841</b>	<b>100,00%</b>

<i>Leases</i>				
<i>Seasoning in Months</i>	<i>Current Principal Balance in EUR</i>	<i>Percentage of Balance</i>	<i>Number of Loans</i>	<i>Percentage of Loans</i>
0 to 6 months	0,00	0,00%	0	0,00%
7 to 12 months	0,00	0,00%	0	0,00%
13 to 18 months	5.499.434,39	6,58%	315	1,85%
19 to 24 months	28.183.389,96	33,70%	4.195	24,65%
25 to 30 months	26.148.075,30	31,26%	4.226	24,83%
31 to 36 months	12.888.131,20	15,41%	3.474	20,41%
37 to 42 months	7.093.229,38	8,48%	2.319	13,63%
43 to 60 months	3.827.839,40	4,58%	2.488	14,62%
<b>Total</b>	<b>83.640.099,63</b>	<b>100,00%</b>	<b>17.017</b>	<b>100,00%</b>

**ABEST 21  
Monthly Investor Report**

**13.1 Seasoning (Graph)**

Reporting Date	04/10/2024		
Payment Date	21/10/2024		
Period No			
Monthly Period	01/09/2024 - 30/09/2024		
Interest Period	from	23/09/2024	to 21/10/2024
Collection Period	from	01/09/2024	to 30/09/2024 = 28 days



**ABEST 21  
Monthly Investor Report**

**14. Remaining Term**

Reporting Date	04/10/2024			
Payment Date	21/10/2024			
Period No				
Monthly Period	01/09/2024 - 30/09/2024			
Interest Period	from	23/09/2024	to	21/10/2024 = 28 days
Collection Period	from	01/09/2024	to	30/09/2024

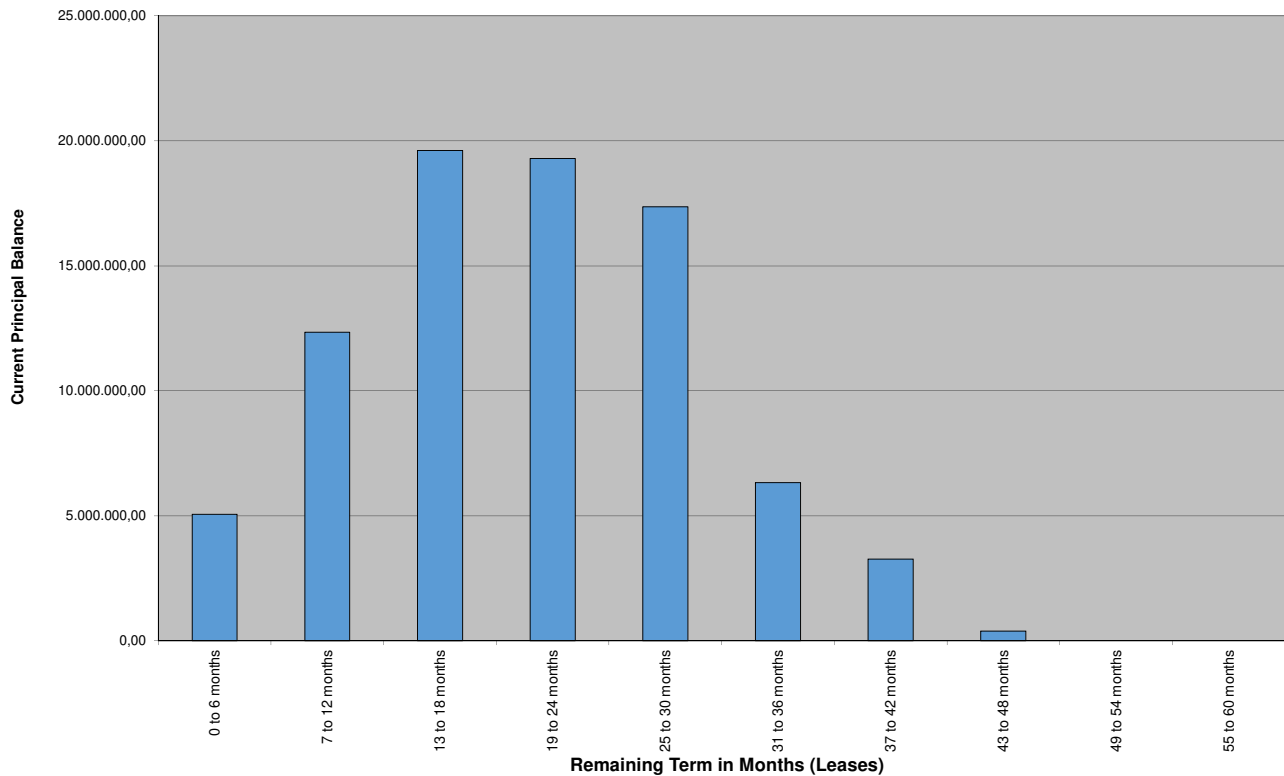
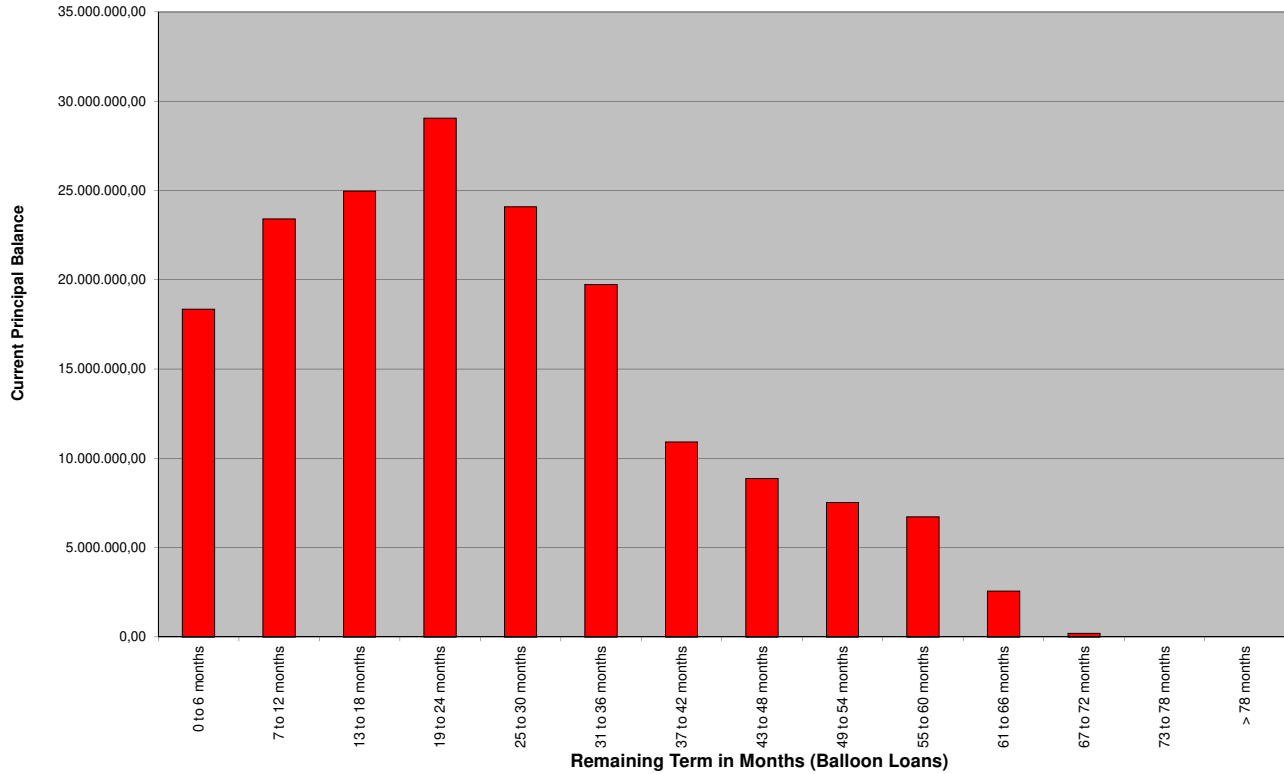
<i>Balloon Loan</i>				
<i>Remaining Term in Months</i>	<i>Current Principal Balance in EUR</i>	<i>Percentage of Balance</i>	<i>Number of Loans</i>	<i>Percentage of Loans</i>
0 to 6 months	18.358.667,07	10,40%	0	0,00%
7 to 12 months	23.418.053,33	13,27%	0	0,00%
13 to 18 months	24.967.461,55	14,15%	110	1,24%
19 to 24 months	29.058.784,03	16,46%	862	9,75%
25 to 30 months	24.087.860,98	13,65%	1.649	18,65%
31 to 36 months	19.741.567,20	11,19%	1.653	18,70%
37 to 42 months	10.924.891,65	6,19%	2.204	24,93%
43 to 48 months	8.876.237,04	5,03%	1.830	20,70%
49 to 54 months	7.539.062,31	4,27%	244	2,76%
55 to 60 months	6.735.478,03	3,82%	159	1,80%
61 to 66 months	2.576.753,39	1,46%	14	0,16%
67 to 72 months	206.899,16	0,12%	20	0,23%
73 to 78 months	0,00	0,00%	9	0,10%
> 78 months	0,00	0,00%	87	0,98%
<b>Total</b>	<b>176.491.715,74</b>	<b>100,00%</b>	<b>8.841</b>	<b>100,00%</b>

<i>Leases</i>				
<i>Remaining Term in Months</i>	<i>Current Principal Balance in EUR</i>	<i>Percentage of Balance</i>	<i>Number of Loans</i>	<i>Percentage of Loans</i>
0 to 6 months	5.056.159,98	6,05%	4.339	25,50%
7 to 12 months	12.341.947,91	14,76%	3.645	21,42%
13 to 18 months	19.614.386,69	23,45%	3.603	21,17%
19 to 24 months	19.295.700,59	23,07%	2.726	16,02%
25 to 30 months	17.355.213,99	20,75%	2.029	11,92%
31 to 36 months	6.323.309,37	7,56%	440	2,59%
37 to 42 months	3.264.718,27	3,90%	222	1,30%
43 to 48 months	388.662,83	0,46%	13	0,08%
49 to 54 months	0,00	0,00%	0	0,00%
55 to 60 months	0,00	0,00%	0	0,00%
<b>Total</b>	<b>83.640.099,63</b>	<b>100,00%</b>	<b>17.017</b>	<b>100,00%</b>

**ABEST 21  
Monthly Investor Report**

**14.1 Remaining Term (Graph)**

Reporting Date	04/10/2024		
Payment Date	21/10/2024		
Period No			
Monthly Period	01/09/2024 - 30/09/2024		
Interest Period	from	23/09/2024	to 21/10/2024
Collection Period	from	01/09/2024	to 30/09/2024 = 28 days



**ABEST 21  
Monthly Investor Report**

**15. Original Term**

Reporting Date	04/10/2024			
Payment Date	21/10/2024			
Period No				
Monthly Period	01/09/2024 - 30/09/2024			
Interest Period	from	23/09/2024	to	21/10/2024 = 28 days
Collection Period	from	01/09/2024	to	30/09/2024

<i>Balloon Loan</i>				
<i>Remaining Term in Months</i>	<i>Current Principal Balance in EUR</i>	<i>Percentage of Balance</i>	<i>Number of Loans</i>	<i>Percentage of Loans</i>
0 to 6 months	0,00	0,00%	0	0,00%
7 to 12 months	0,00	0,00%	0	0,00%
13 to 18 months	0,00	0,00%	0	0,00%
19 to 24 months	985.851,69	0,56%	31	0,35%
25 to 30 months	48.827,51	0,03%	5	0,06%
31 to 36 months	11.618.183,64	6,58%	479	5,42%
37 to 42 months	500.622,67	0,28%	25	0,28%
43 to 48 months	72.679.893,55	41,18%	3.793	42,90%
49 to 54 months	1.100.558,14	0,62%	56	0,63%
55 to 60 months	43.408.139,44	24,60%	2.164	24,48%
61 to 66 months	953.757,85	0,54%	50	0,57%
67 to 72 months	14.027.944,85	7,95%	678	7,67%
73 to 78 months	1.116.561,06	0,63%	55	0,62%
> 78 months	30.051.375,34	17,03%	1.505	17,02%
<b>Total</b>	<b>176.491.715,74</b>	<b>100,00%</b>	<b>8.841</b>	<b>100,00%</b>

<i>Leases</i>				
<i>Remaining Term in Months</i>	<i>Current Principal Balance in EUR</i>	<i>Percentage of Balance</i>	<i>Number of Loans</i>	<i>Percentage of Loans</i>
0 to 6 months	0,00	0,00%	0	0,00%
7 to 12 months	0,00	0,00%	0	0,00%
13 to 18 months	0,00	0,00%	0	0,00%
19 to 24 months	209.552,96	0,25%	495	2,91%
25 to 30 months	36.180,14	0,04%	20	0,12%
31 to 36 months	16.020.781,65	19,15%	3.953	23,23%
37 to 42 months	949.710,66	1,14%	117	0,69%
43 to 48 months	50.388.162,27	60,24%	10.489	61,64%
49 to 54 months	911.231,91	1,09%	91	0,53%
55 to 60 months	15.124.480,04	18,08%	1.852	10,88%
<b>Total</b>	<b>83.640.099,63</b>	<b>100,00%</b>	<b>17.017</b>	<b>100,00%</b>

**Statistics**

WA Original Term	47,78
------------------	-------

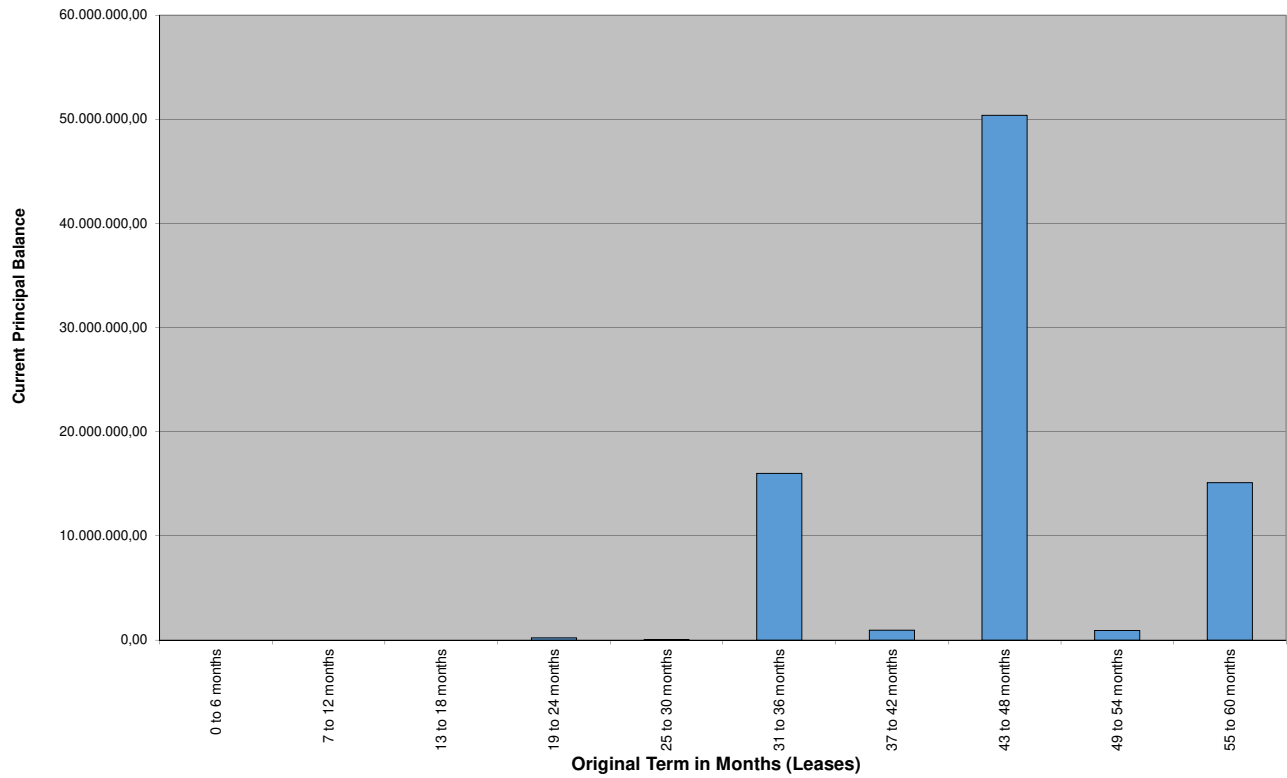
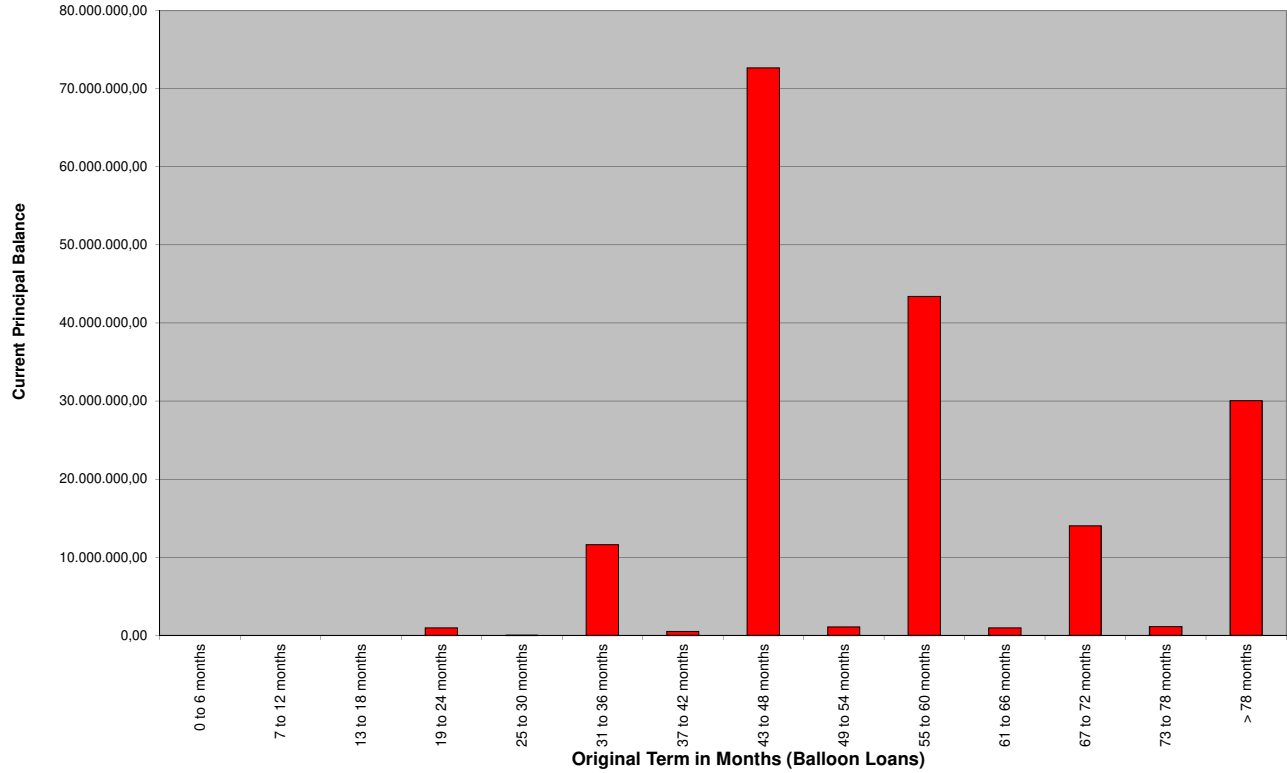
**Statistics**

WA Original Term	58,36
------------------	-------

**ABEST 21  
Monthly Investor Report**

**15.1 Original Term (Graph)**

Reporting Date	04/10/2024					
Payment Date	21/10/2024					
Period No						
Monthly Period	01/09/2024 - 30/09/2024					
Interest Period	from	23/09/2024	to	21/10/2024	=	28 days
Collection Period	from	01/09/2024	to	30/09/2024		



**ABEST 21**  
**Monthly Investor Report**

**16. Manufacturer**

Reporting Date	04/10/2024				
Payment Date	21/10/2024				
Period No					
Monthly Period	01/09/2024 - 30/09/2024				
Interest Period	from	23/09/2024	to	21/10/2024	= 28 days
Collection Period	from	01/09/2024	to	30/09/2024	

<i>Manufacturer</i>	<i>Current Principal Balance in EUR</i>	<i>Percentage of Balance</i>	<i>Number of Loans</i>	<i>Percentage of Loans</i>
Alfa Romeo	10.755.323,88	4,13%	841	3,25%
Chrysler	0,00	0,00%	0	0,00%
Dodge	89.145,13	0,03%	3	0,01%
Fiat	66.625.256,56	25,61%	12.957	50,11%
Jaguar	25.489.707,11	9,80%	1.929	7,46%
Jeep	32.758.508,43	12,59%	3.183	12,31%
Lancia	8.086,65	0,00%	1	0,00%
LandRover	92.331.786,23	35,49%	5.083	19,66%
Maserati	4.568.305,58	1,76%	293	1,13%
Others	27.505.695,80	10,57%	1.568	6,06%
	<b>260.131.815,37</b>	<b>100,00%</b>	<b>25.858,00</b>	<b>100,00%</b>



**ABEST 21**  
**Monthly Investor Report**

**17. Priority of Payments**

Reporting Date	04/10/2024		
Payment Date	21/10/2024		
Period No			
Monthly Period	01/09/2024 - 30/09/2024		
Interest Period	from	23/09/2024	to 21/10/2024 = 28 days
Collection Period	from	01/09/2024	to 30/09/2024

**Priority of Payments during the Revolving Period**

	Payment
Available Distribution Amount	+
1. Payable Expenses	-
2. To credit into Expenses Account the Withholding Amount	-
3. Remuneration to the Trustee	-
4. Remuneration to the Account Bank, the Calculation Agent, the Data Trustee, the Principal Paying Agent, the Corporate Servicer, the Servicer, the Back-Up Servicer Facilitator, the Back-Up Servicer (once appointed) and any other invoiced costs	-
5. to pay pari passu and pro rata to the Swap Counterparty	-
6. Interest on Class A	-
7. Interest on Class B	-
8. Interest on Class C	-
9. Interest on Class D	-
10. Interest on Class E	-
11. Required Reserved Amount on the Reserve Account	-
12. Purchase Price of Additional Portfolio	-
13. To credit the Replenishment Amount to the Replenishment Account	-
14. To pay any amount due and payable to the Swap Counterparties resulting from an Event of Default	-
15. To pay to Originator and to Servicer any amount due and payable not already paid	-
16. Interest on Class M	-
17. to pay the Final Excess Spread (if any) to the Class M Noteholder	-

**Priority of Payments during the Amortisation Period**

	Payment
Available Distribution Amount	+ <b>14.474.409,18</b>
a 1. Payable Expenses	-
b 2. To credit into Expenses Account the Withholding Amount	-
c 3. Remuneration to the Trustee (including costs and expenses)	-
4. Remuneration to the Account Bank, the Calculation Agent, the Data Trustee, the Principal Paying Agent, the Corporate Servicer, the Servicer, the Back-Up Servicer Facilitator, the Back-Up Servicer (once appointed) and any other invoiced costs	- 916,67
e 5. to pay pari passu and pro rata to the Swap Counterparty	- 1.825,51
f 6. Class A Interest Amount	- 598.037,06
g 7. Class B Interest Amount	- 10.465,00
h 8. Class C Interest Amount	- 19.638,89
i 9. Class D Interest Amount	- 23.870,00
j 10. Class E Interest Amount	- 34.572,22
k 11. to credit to the Reserve Account the Required Reserve Amount	-
l 12. to pay pari passu and pro rata, the Class A Redemption Amount	- 12.720.047,96
m 13. to pay pari passu and pro rata, the Class B Redemption Amount (provided that Class A Notes have been redeemed in full)	-
n 14. to pay pari passu and pro rata, the Class C Redemption Amount (provided that Class B Notes have been redeemed in full)	-
o 15. to pay pari passu and pro rata, the Class D Redemption Amount (provided that Class C Notes have been redeemed in full)	-
p 16. to pay pari passu and pro rata, the Class E Redemption Amount (provided that Class D Notes have been redeemed in full)	-
q 17. To pay any amount due and payable to the Swap Counterparties resulting from an Event of Default	-
r 18. to pay to Originator and to Servicer any amount due and payable not already paid	-
s 19. Class M Interest Amount	- 88.472,22
t 20. to pay pari passu and pro rata, the Class M Redemption Amount (provided that Class E Notes have been redeemed in full)	-
u 21. to pay the Final Excess Spread (if any) to the Class M Noteholder	- 976.563,65
v	

**ABEST 21**  
**Monthly Investor Report**

**18. Transaction Costs**

Reporting Date	04/10/2024				
Payment Date	21/10/2024				
Period No					
Monthly Period	01/09/2024 - 30/09/2024				
Interest Period	from	23/09/2024	to	21/10/2024	= 28 days
Collection Period	from	01/09/2024	to	30/09/2024	

<b>Transaction Costs</b>	261.646.689,2	175.046.689,2	20.700.000,0	20.200.000,0	15.500.000,0	12.700.000,0	17.500.000,0
	<b>All notes</b>	<b>Class A</b>	<b>Class B</b>	<b>Class C</b>	<b>Class D</b>	<b>Class E</b>	<b>Class M</b>
Senior Expenses	- €	-	-	-	-	-	-
Interest accrued for the Period	775.055,39 €	598.037,06 €	10.465,00 €	19.638,89 €	23.870,00 €	34.572,22 €	88.472,22 €
Interest Payments	775.055,39 €	598.037,06 €	10.465,00 €	19.638,89 €	23.870,00 €	34.572,22 €	88.472,22 €
Unpaid Interest for the Period							
Cumulative Unpaid Interest							

**ABEST 21**  
**Monthly Investor Report**

**19. Swap Counterparty Data**

Reporting Date	04/10/2024				
Payment Date	21/10/2024				
Period No					
Monthly Period	01/09/2024 - 30/09/2024				
Interest Period	from	23/09/2024	to	21/10/2024	= 28 days
Collection Period	from	01/09/2024	to	30/09/2024	

**Swap Counterparty Data**  
Swap Counterparty Provider

CA Auto Bank S.p.A. Niederlassung  
Deutschland

**Swap Data**

Swap Type	IRS
Notional Amount	187.766.737,18
Fixed Rate	0,42
Floating Rate (Euribor)	3,3950
Net Swap Payments	-557.145,63

**ABEST 21**  
**Monthly Investor Report**

**20. Retention**

Reporting Date	04/10/2024				
Payment Date	21/10/2024				
Period No					
Monthly Period	01/09/2024 - 30/09/2024				
Interest Period	from	23/09/2024	to	21/10/2024	= 28 days
Collection Period	from	01/09/2024	to	30/09/2024	

Retention according to Article 6 of Regulation (EU) No 2017/2402

Net Economic Interest Retained by the Originator	Outstanding Balance	Percentage of Outstanding Portfolio (%)
Class A Notes	187.766.737,18	72,18%
Class B Notes	20.700.000,00	7,96%
Class C Notes	20.200.000,00	7,77%
Class D Notes	15.500.000,00	5,96%
Class E Notes	12.700.000,00	4,88%
Class M Notes	17.500.000,00	6,73%

Retention Amount	EUR	%
Minimum Retention Class A	-	0,00%
Minimum Retention Class B	-	0,00%
Minimum Retention Class C	-	0,00%
Minimum Retention Class D	-	0,00%
Minimum Retention Class E	-	0,00%
Minimum Retention Class M	13.006.590,77	5,00%

Actual Retention Class A	-	0,00%
Actual Retention Class B	20.700.000,00	7,96%
Actual Retention Class C	20.200.000,00	7,77%
Actual Retention Class D	15.500.000,00	5,96%
Actual Retention Class E	12.700.000,00	4,88%
Actual Retention Class M	17.500.000,00	6,73%

The Originator will retain for the life of the Transaction a material net economic interest of not less than 5 per cent. in the Transaction in accordance with Article 6 of Regulation (EU) No 2017/2402 of the European Parliament and of the Council of 12 December 2017 laying down a general framework for securitisation and creating a specific framework for simple, transparent and standardised securitisation, and amending Directives 2009/65/EC, 2009/138/EC and 2011/61/EU and Regulations (EC) No. 1060/2009 and (EU) No. 648/2012 (as amended) (the "European Securitisation Regulation"), provided that the level of retention may reduce over time in compliance with Article 10 (2) of Commission Delegated Regulation 625/2014 (the "Retention RTS"). As of the Issue Date and thereafter on an on-going basis, the Originator will retain the Class M Notes (the "Retained Notes") representing not less than 5 per cent. of the nominal value of the securitised exposures, as set out in Article 6(3)(d) of the European Securitisation Regulation.

**ABEST 21  
Monthly Investor Report**

**21. Counterparties I**

Reporting Date	04/10/2024				
Payment Date	21/10/2024				
Period No					
Monthly Period	01/09/2024 - 30/09/2024				
Interest Period	from	23/09/2024	to	21/10/2024	= 28 days
Collection Period	from	01/09/2024	to	30/09/2024	

		Moody's			Fitch		
		Long Term	Short Term	Outlook	Long Term	Short Term	Outlook
<b>Joint Lead Managers:</b>	<b>CA-CIB</b>	Aa3	P-1	STABLE	A+	F1	STABLE
	<b>Unicredit Bank AG</b>	A2	P-1	NEGATIVE	BBB+	F2	STABLE
<b>Transaction Account:</b>	<b>The Bank of New York Mellon, Frankfurt Branch</b>	Aa2	P-1	STABLE	AA	F1+	STABLE
<b>Paying Agent:</b>	<b>The Bank of New York Mellon, London Branch</b>	n.a.	n.a.	n.a.	n.a.	n.a.	n.a.
<b>Swap Counterparty:</b>	<b>CA Auto Bank S.p.A. Niederlassung Deutschland</b>	n.a.	n.a.	n.a.	n.a.	n.a.	n.a.

**ABEST 21**  
**Monthly Investor Report**

**22. Counterparties II**

Reporting Date	04/10/2024					
Payment Date	21/10/2024					
Period No						
Monthly Period	01/09/2024 - 30/09/2024					
Interest Period	from	23/09/2024	to	21/10/2024	=	28 days
Collection Period	from	01/09/2024	to	30/09/2024		

**Transaction Security Trustee:** STICHTING SECURITY TRUSTEE ABEST 21

**Data Trustee:** DATA CUSTODY AGENT SERVICES B.V.

**Rating Agencies:** Moody's Fitch Ratings GmbH

**Corporate Administration:** INTERTRUST MANAGEMENT B.V.

**ABEST 21**  
**Monthly Investor Report**

**23. Issuer Information**

Reporting Date		04/10/2024			
Payment Date		21/10/2024			
Period No					
Monthly Period		01/09/2024 - 30/09/2024			
Interest Period	from	23/09/2024	to	21/10/2024	= 28 days
Collection Period	from	01/09/2024	to	30/09/2024	

**Deal Name:** ABEST 21

**Issuer:** ABEST 21

**Seller of the Receivables:** CA Auto Bank S.p.A. Niederlassung Deutschland

**Servicer Name:** CA Auto Bank S.p.A. Niederlassung Deutschland

**Reporting Entity:** Ca-cib Milan

**Contact:** Dariana Bettini  
[dariana.bettini@ca-cib.com](mailto:dariana.bettini@ca-cib.com)

**ABEST 21**  
**Monthly Investor Report**

**24. Originator, Servicer**

Reporting Date	04/10/2024				
Payment Date	21/10/2024				
Period No	0				
Monthly Period	01/09/2024 - 30/09/2024				
Interest Period	from	23/09/2024	to	21/10/2024	= 28 days
Collection Period	from	01/09/2024	to	30/09/2024	

**Contact Details**

CA Auto Bank S.p.A. Niederlassung Deutschland

[heike.simon@ca-autobank.com](mailto:heike.simon@ca-autobank.com)

**Ratings CA Auto Bank SpA**

(Downgrade Event)

In respect of the Servicer, and only if the Originator acts as Servicer, that the long-term rating of CA Auto Bank Spa unsecured, unsubordinated and unguaranteed debt obligations falls below Ba3 by Moody's

Moody's
Ba3



**ABEST 21**  
**Monthly Investor Report**

**25. Glossary**

Reporting Date	04/10/2024				
Payment Date	21/10/2024				
Period No	0				
Monthly Period	01/09/2024 - 30/09/2024				
Interest Period	from	23/09/2024	to	21/10/2024	= 28 days
Collection Period	from	01/09/2024	to	30/09/2024	

Ca-cib Milano  
Calculation Agent  
[Doriana.bettini@ca-cib.com](mailto:Doriana.bettini@ca-cib.com)