

ABEST 21
Monthly Investor Report

Cover Sheet Monthly Investor Report

Reporting Date	03/07/2024				
Payment Date	22/07/2024				
Period No					
Monthly Period	01/06/2024 - 30/06/2024				
Interest Period	from	21/06/2024	to	22/07/2024	= 31 days
Collection Period	from	01/06/2024	to	30/06/2024	

Index	Page
1. Portfolio Information	1
2. Reserve Accounts	2
3. Performance Data	3
4. Outstanding Notes	4
5. Original Principal Balance	5
5.1 Original PB (Graph)	5.1
6. Current Principal Balance	6
6.1 Current PB (Graph)	6.1
7. Borrower Concentration	7
8. Geographical Distribution	8
8.1 Geographical (Graph)	8.1
9. Object Type	9
10. Insurance Coverage	10
11. Contract Type	11
12. Customer Yield	12
12.1 Customer Yield (Graph)	13
13. Seasoning	13
13.1 Seasoning (Graph)	14
14. Remaining Term	14.1
14.1 Remaining Term (Graph)	15
15. Original Term	15.1
15.1 Original Term (Graph)	16
16. Manufacturer	16
17. Priority of Payments	17
18. Transaction Costs	18
19. Swap Counterparty Data	19
20. Retention	20
21. Counterparties I	21
22. Counterparties II	22
23. Originator	23
24. Disclaimer	24

ABEST 21
Monthly Investor Report

1. Portfolio Information

Reporting Date	03/07/2024				
Payment Date	22/07/2024				
Period No					
Monthly Period	01/06/2024 - 30/06/2024				
Interest Period from	21/06/2024	to	22/07/2024	=	31 days
Collection Period from	01/06/2024	to	30/06/2024		

	No. of Contracts	current period Aggregate Outstanding Principal Amount	previous period Aggregate Outstanding Principal Amount
Outstanding Receivables			
Beginning of Period (collection period)		310.200.059,31 €	324.161.429,43
Scheduled Principal Payments		10.542.032,42 €	10.305.687,98
Prepayment Principal		1.845.054,54 €	2.390.456,28
Others		61.810,32 €	1.056.540,99
Recoveries		- €	-
Total Principal Collections		12.448.897,28 €	13.752.685,25
Total Interest Collections		1.243.265,54 €	1.989.624,36
Defaults		62.698,85	208.684,87
End of Period (after Payment Date)	29.062	297.688.463,18 €	310.200.059,31
Balance of the Replenishment account (after Payment Date)		- €	-
Current Prepayment Rate (annualised)		7,14%	8,85%
New sale Offer		- €	-

ABEST 21
Monthly Investor Report

2. Reserve Accounts

Reporting Date	03/07/2024				
Payment Date	22/07/2024				
Period No					
Monthly Period	01/06/2024 - 30/06/2024				
Interest Period from	21/06/2024	to	22/07/2024	=	31 days
Collection Period from	01/06/2024	to	30/06/2024		

Notes Balance

Beginning of Period	312.600.059,31
End of Period	300.088.463,18

Reserve Accounts

Reserve Account	in %	euro	Trigger Event y/n
Beginning of Period	0,5%	1.475.500,30 €	NO
Cash Outflow	€ 62.557,98		
Cash Inflow	€ -		
End of Period	0,5%	1.412.942,32 €	
Required Reserve Fund	€ 1.412.942,32		

ABEST 21
Monthly Investor Report

3. Performance Data

Reporting Date	03/07/2024				
Payment Date	22/07/2024				
Period No					
Monthly Period	01/06/2024 - 30/06/2024				
Interest Period from	21/06/2024	to	22/07/2024	=	31 days
Collection Period from	01/06/2024	to	30/06/2024		

Note Balance

Beginning of Period	312.600.059,31 €
End of Period	300.088.463,18 €

Ratios

3-MRA* 31- 60 days past due

31- 60 days past due period before previous period	0,00%
31- 60 days past due previous period	0,00%
31- 60 days past due current period	1.324.104,28 €

3-MRA* 61-90 days past due

61- 90 days past due period before previous period	0,00%
61- 90 days past due previous period	0,00%
61- 90 days past due current period	406.093,59 €

3-MRA* 91-120 days past due

91- 120 days past due period before previous period	0,00%
91- 120 days past due previous period	0,00%
91- 120 days past due current period	394.790,85 €

Early Amortisation Event

Cumulative Default Level

Cumulative Default Level period before previous period	0,29%
Cumulative Default Level previous period	0,33%
Cumulative Default Level current period	0,34%

Trigger Breach (if higher than 3.70% for 2 consecutive Calculation Dates) **NO**

Delinquency Level

Delinquency Level period before previous period	0,19%
Delinquency Level previous period	0,22%
Delinquency Level current period	0,20%

Trigger Breach (if higher than 1% for 2 consecutive Calculation Dates) **NO**

Principal Deficiency Amount Shortfall

Trigger Breach (if the Principal Deficiency Amount Shortfall is higher than zero) **NO**

Replenishment Amount

Trigger Breach (if Replenishment Amount is higher than 20% of the Aggregate Rated Notes Outstanding Amount on each of three consecutive Calculation Dates) **NO**

Performance Data

Number of Contracts being 31-60 Days delinquent	332
Number of Contracts being 61-90 Days delinquent	97
Number of Contracts being 91-120 Days delinquent	42
Gross instalments being 31-60 days delinquent	67.683,47
Gross instalments being 61-90 days delinquent	13.735,61
Gross instalments being 91-120 days delinquent	29.072,91
Current Period Termination	136.547,36
Cumulative Termination	2.830.611,06
New number of Contracts being terminated	22,00
Total number of Contracts being terminated	446,00
Current Period Recoveries	0,00
Cumulative Recoveries	347.162,41

ABEST 21
Monthly Investor Report

Reporting Date	03/07/2024				
Payment Date	22/07/2024				
Period No					
Monthly Period	01/06/2024 - 30/06/2024				
Interest Period from	21/06/2024	to	22/07/2024	=	31 days
Collection Period from	01/06/2024	to	30/06/2024		

4. Outstanding Notes

Principal Payable Amount (during Amortising Period)

1. Note Balance	All notes	Class A	Class B	Class C	Class D	Class E	Class M
General Note Information							
ISIN Code	XS2367164493		XS2368146457	XS2368150210	XS2368152695	XS2368153156	XS2368153586
Currency	EURO	EURO	EURO	EURO	EURO	EURO	EURO
Initial Tranching	82,2%	4,3%	4,2%	3,2%	2,6%	3,6%	
Legal Maturity	set 2031	set 2031	set 2031	set 2031	set 2031	set 2031	set 2031
Expected Maturity	set 2031	set 2031	set 2031	set 2031	set 2031	set 2031	set 2031
Original Rating (Fitch / Moody's)	AAAsf/Aaa(sf)	AAAsf/Aa1(sf)	Asf/Aa3(sf)	BBBsf/A3(sf)	BBsf/Ba1(sf)	n/a	n/a
Current Rating (Fitch / Moody's)*	AAAsf/Aaa(sf)	AAAsf/Aaa(sf)	Asf/Aa1(sf)	BBBsf/A1(sf)	BBsf/Baa1(sf)	n/a	n/a
Initial Notes Aggregate Principal Outstanding Balance	400.000.000,00 €	20.700.000,00 €	20.200.000,00 €	15.500.000,00 €	12.700.000,00 €	17.500.000,00 €	
Initial Nominal per Note	100.000,00 €	100.000,00 €	100.000,00 €	100.000,00 €	100.000,00 €	100.000,00 €	100.000,00 €
Initial Number of Notes per Class	4.000	207	202	155	127	175	
Current Note Information							
Class Principal Outstanding Balance Beginning of Period	226.000.059,31 €	20.700.000,00 €	20.200.000,00 €	15.500.000,00 €	12.700.000,00 €	17.500.000,00 €	
Amortisation	12.511.596,13	n.a.	0,00 €	0,00 €	0,00 €	0,00 €	0,00 €
Redemption per Note	0,00 €						
Class Principal Outstanding Balance End of Period	213.488.463,18 €	20.700.000,00 €	20.200.000,00 €	15.500.000,00 €	12.700.000,00 €	17.500.000,00 €	
Current Tranching	71,1%	6,9%	6,7%	5,2%	4,2%	5,8%	
Current Pool Factor	0,53	1,00	1,00	1,00	1,00	1,00	
2. Payments to Investors per Note							
Interest Rate Basis: 1-M Euribor / Spread	4,308						
DayCount Convention	ACT/360	ACT/360	ACT/360	ACT/360	ACT/360	ACT/360	ACT/360
Interest Days	31 days	31 days	31 days	31 days	31 days	31 days	31 days
Principal Outstanding Beginning of Period	226.000.059,31 €	20.700.000,00 €	20.200.000,00 €	15.500.000,00 €	12.700.000,00 €	17.500.000,00 €	
> Principal Repayment	12.511.596,13 €	0,00 €	0,00 €	0,00 €	0,00 €	0,00 €	0,00 €
> Principal Outstanding End of Period	213.488.463,18 €	20.700.000,00 €	20.200.000,00 €	15.500.000,00 €	12.700.000,00 €	17.500.000,00 €	
> Interest accrued for the period	838.394,89 €	11.586,25 €	21.743,06 €	26.427,50 €	38.276,39 €	97.951,39 €	
Interest Payment							
Initial total CE (Subordination, Reserve)							
	18,30%	14,04%	9,89%	6,71%	4,10%	0,00%	
Current CE	29,33%	22,43%	15,70%	10,53%	6,30%	0,00%	

ABEST 21
Monthly Investor Report

5. Original Principal Balance

as of **ISSUE DATE**

Reporting Date	03/07/2024				
Payment Date	22/07/2024				
Period No					
Monthly Period	01/06/2024 - 30/06/2024				
Interest Period	from	21/06/2024	to	22/07/2024	= 31 days
Collection Period	from	01/06/2024	to	30/06/2024	

<i>Balloon Loan</i>				
<i>Original Principal Balance (Ranges in EUR)</i>	<i>Principal Balance in EUR</i>	<i>Percentage of Balance</i>	<i>Number of Loans</i>	<i>Percentage of Loans</i>
0 < X ≤ 5,000	26.340.921	13,9%	3.233,00	29,87%
5,000 < X ≤ 10,000	56.693.807	29,9%	4.181,00	38,63%
10,000 < X ≤ 15,000	33.058.163	17,5%	1.477,00	13,65%
15,000 < X ≤ 20,000	21.053.341	11,1%	736,00	6,80%
20,000 < X ≤ 25,000	15.307.390	8,1%	440,00	4,07%
25,000 < X ≤ 30,000	13.238.630	7,0%	327,00	3,02%
30,000 < X ≤ 35,000	9.237.765	4,9%	193,00	1,78%
35,000 < X ≤ 40,000	6.617.436	3,5%	123,00	1,14%
40,000 < X ≤ 45,000	2.335.891	1,2%	39,00	0,36%
45,000 < X ≤ 50,000	2.396.151	1,3%	36,00	0,33%
50,000 < X ≤ 55,000	863.796	0,5%	11,00	0,10%
55,000 < X ≤ 60,000	701.442	0,4%	9,00	0,08%
60,000 < X ≤ 65,000	709.680	0,4%	9,00	0,08%
65,000 < X ≤ 70,000	161.815	0,1%	2,00	0,02%
70,000 < X ≤ 75,000	225.158	0,1%	2,00	0,02%
75,000 < X	370.480	0,2%	4,00	0,04%
Total	189.311.865,23	100,00%	10.822	100,00%

Statistics in EUR

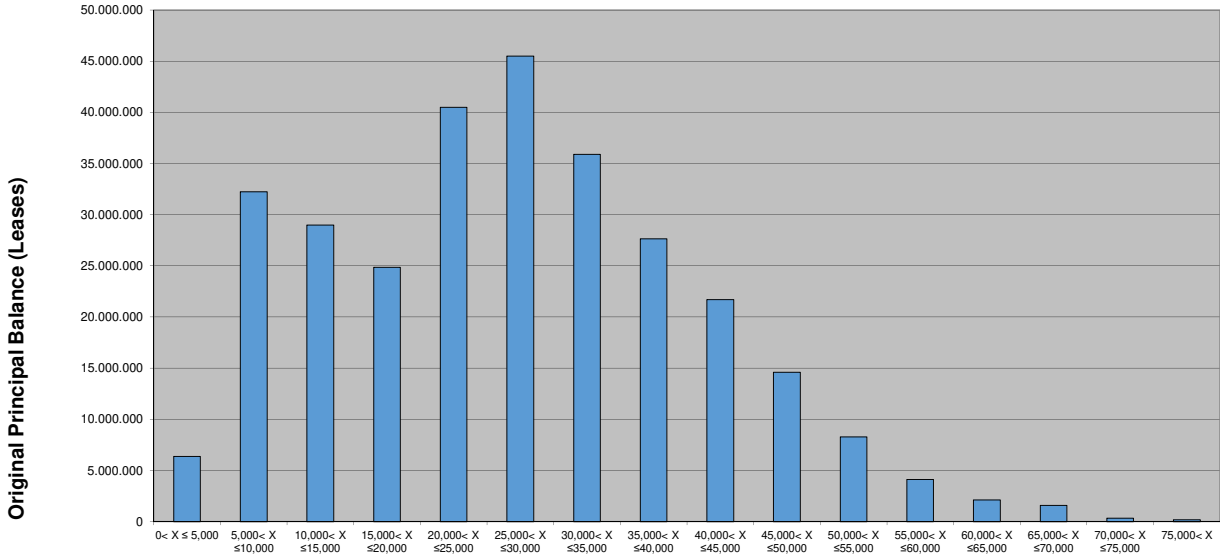
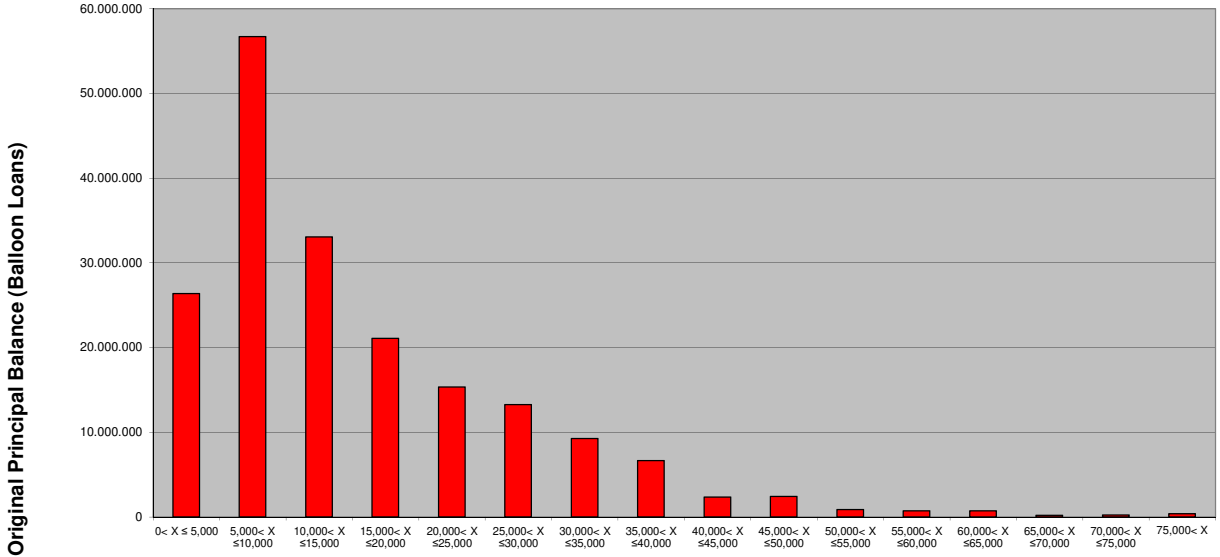
<i>Leases</i>				
<i>Original Principal Balance (Ranges in EUR)</i>	<i>Original Principal Balance in EUR</i>	<i>Percentage of Balance</i>	<i>Number of Loans</i>	<i>Percentage of Loans</i>
0 < X ≤ 5,000	6.363.403	2,2%	1.063,00	3,21%
5,000 < X ≤ 10,000	32.245.892	10,9%	7.014,00	21,21%
10,000 < X ≤ 15,000	28.982.622	9,8%	3.774,00	11,41%
15,000 < X ≤ 20,000	24.848.871	8,4%	2.947,00	8,91%
20,000 < X ≤ 25,000	40.493.101	13,7%	4.783,00	14,47%
25,000 < X ≤ 30,000	45.502.809	15,4%	4.715,00	14,26%
30,000 < X ≤ 35,000	35.908.481	12,2%	3.186,00	9,64%
35,000 < X ≤ 40,000	27.656.559	9,4%	2.158,00	6,53%
40,000 < X ≤ 45,000	21.689.268	7,4%	1.583,00	4,79%
45,000 < X ≤ 50,000	14.601.687	5,0%	949,00	2,87%
50,000 < X ≤ 55,000	8.271.453	2,8%	489,00	1,48%
55,000 < X ≤ 60,000	4.119.527	1,4%	217,00	0,66%
60,000 < X ≤ 65,000	2.102.667	0,7%	101,00	0,31%
65,000 < X ≤ 70,000	1.582.360	0,5%	63,00	0,19%
70,000 < X ≤ 75,000	329.334	0,1%	18,00	0,05%
75,000 < X	185.588	0,1%	4,00	0,01%
Total	294.883.621,93	100,00%	33.064	100,00%

Statistics in EUR

**ABEST 21
Monthly Investor Report**

5.1 Original PB (Graph)

Reporting Date	03/07/2024				
Payment Date	22/07/2024				
Period No					
Monthly Period	01/06/2024 - 30/06/2024				
Interest Period	from	21/06/2024	to	22/07/2024	= 31 days
Collection Period	from	01/06/2024	to	30/06/2024	



**ABEST 21
Monthly Investor Report**

5. Original Principal Balance

as of ISSUE DATE

Reporting Date	03/07/2024			
Payment Date	22/07/2024			
Period No				
Monthly Period	01/06/2024 - 30/06/2024			
Interest Period	from	21/06/2024	to	22/07/2024 = 31 days
Collection Period	from	01/06/2024	to	30/06/2024

Balloon Loan				
Current Principal Balance (Ranges in EUR)	Original Principal Balance in EUR	Percentage of Balance	Number of Loans	Percentage of Loans
0 < X ≤ 5,000	13.584.796	7,0%	1.708,00	17,84%
5,000 < X ≤ 10,000	39.827.653	20,5%	3.208,00	33,50%
10,000 < X ≤ 15,000	34.237.619	17,6%	1.831,00	19,12%
15,000 < X ≤ 20,000	24.196.104	12,4%	976,00	10,19%
20,000 < X ≤ 25,000	16.280.325	8,4%	511,00	5,34%
25,000 < X ≤ 30,000	15.036.990	7,7%	412,00	4,30%
30,000 < X ≤ 35,000	13.007.889	6,7%	301,00	3,14%
35,000 < X ≤ 40,000	10.696.412	5,5%	224,00	2,34%
40,000 < X ≤ 45,000	6.548.583	3,4%	124,00	1,30%
45,000 < X ≤ 50,000	5.344.759	2,7%	91,00	0,95%
50,000 < X ≤ 55,000	3.812.267	2,0%	60,00	0,63%
55,000 < X ≤ 60,000	3.222.609	1,7%	45,00	0,47%
60,000 < X ≤ 65,000	1.804.084	0,9%	23,00	0,24%
65,000 < X ≤ 70,000	1.347.710	0,7%	15,00	0,16%
70,000 < X ≤ 75,000	1.125.201	0,6%	12,00	0,13%
75,000 < X	4.558.528	2,3%	34,00	0,36%
Total	194.631.527,23	100,00%	9.575	100,00%

Statistics in EUR

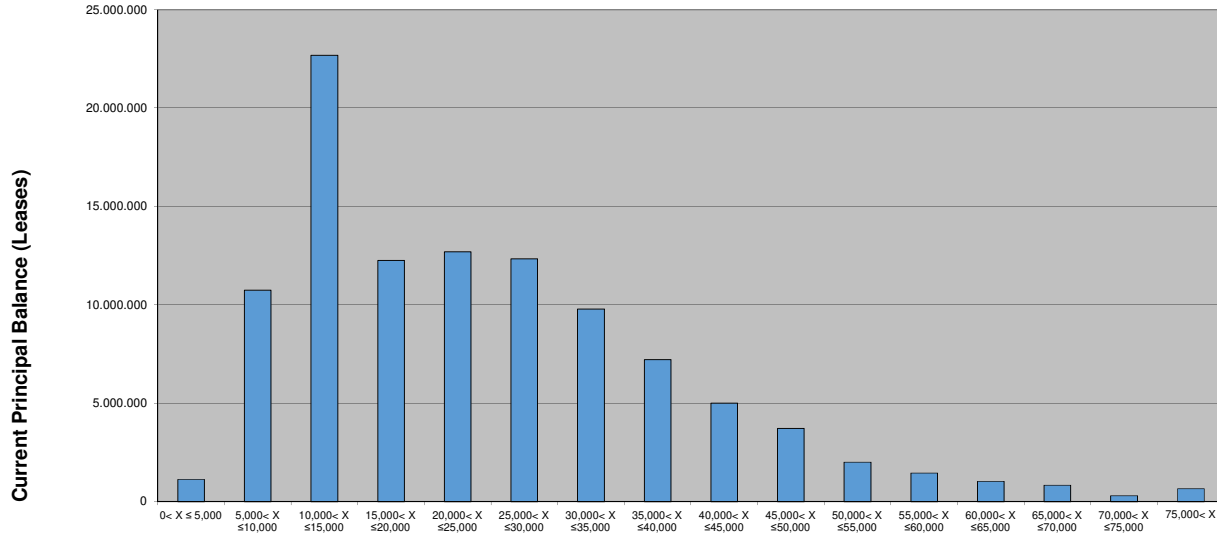
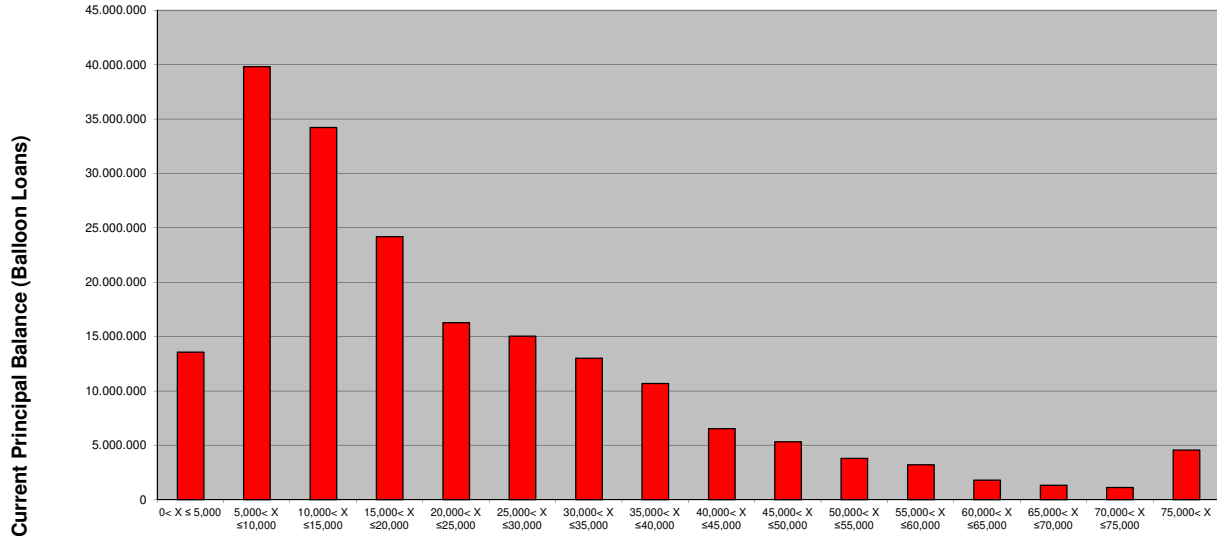
Leases				
Current Principal Balance (Ranges in EUR)	Original Principal Balance in EUR	Percentage of Balance	Number of Loans	Percentage of Loans
0 < X ≤ 5,000	1.134.425	1,1%	363,00	1,87%
5,000 < X ≤ 10,000	10.733.525	10,3%	4.396,00	22,69%
10,000 < X ≤ 15,000	22.666.820	21,8%	5.867,00	30,28%
15,000 < X ≤ 20,000	12.255.024	11,8%	2.328,00	12,01%
20,000 < X ≤ 25,000	12.689.715	12,2%	1.990,00	10,27%
25,000 < X ≤ 30,000	12.336.654	11,9%	1.730,00	8,93%
30,000 < X ≤ 35,000	9.778.404	9,4%	1.133,00	5,85%
35,000 < X ≤ 40,000	7.208.365	6,9%	666,00	3,44%
40,000 < X ≤ 45,000	4.995.053	4,8%	372,00	1,92%
45,000 < X ≤ 50,000	3.709.286	3,6%	239,00	1,23%
50,000 < X ≤ 55,000	2.012.217	1,9%	126,00	0,65%
55,000 < X ≤ 60,000	1.444.793	1,4%	69,00	0,36%
60,000 < X ≤ 65,000	1.023.800	1,0%	38,00	0,20%
65,000 < X ≤ 70,000	839.113	0,8%	31,00	0,16%
70,000 < X ≤ 75,000	300.333	0,3%	12,00	0,06%
75,000 < X	652.826	0,6%	18,00	0,09%
Total	103.780.354,59	100,00%	19.378	100,00%

Statistics in EUR

**ABEST 21
Monthly Investor Report**

5.1 Original PB (Graph)

Reporting Date	03/07/2024		
Payment Date	22/07/2024		
Period No			
Monthly Period	01/06/2024 - 30/06/2024		
Interest Period	from	21/06/2024	to 22/07/2024 =
Collection Period	from	01/06/2024	to 30/06/2024 = 31 days



ABEST 21
Monthly Investor Report

7. Borrower Concentration

Reporting Date	03/07/2024				
Payment Date	22/07/2024				
Period No					
Monthly Period	01/06/2024 - 30/06/2024				
Interest Period	from	21/06/2024	to	22/07/2024	= 31 days
Collection Period	from	01/06/2024	to	30/06/2024	

No	Current Principal Balance in EUR	Percentage of Balance	Number of Loans
1	312.620,93	0,10%	1
2	289.506,60	0,10%	1
3	267.996,48	0,09%	2
4	267.844,68	0,09%	5
5	262.151,26	0,09%	13
6	247.658,18	0,08%	1
7	231.564,63	0,08%	10
8	206.172,91	0,07%	1
9	184.229,27	0,06%	1
10	183.462,55	0,06%	1
11	168.805,85	0,06%	4
12	167.813,37	0,06%	2
13	163.489,53	0,05%	1
14	153.716,56	0,05%	1
15	152.042,39	0,05%	5
16	147.783,42	0,05%	1
17	147.023,85	0,05%	2
18	146.798,47	0,05%	1
19	144.738,95	0,05%	1
20	141.684,15	0,05%	3
	3.987.104,03	1,34%	57

ABEST 21
Monthly Investor Report

8. Geographical Distribution

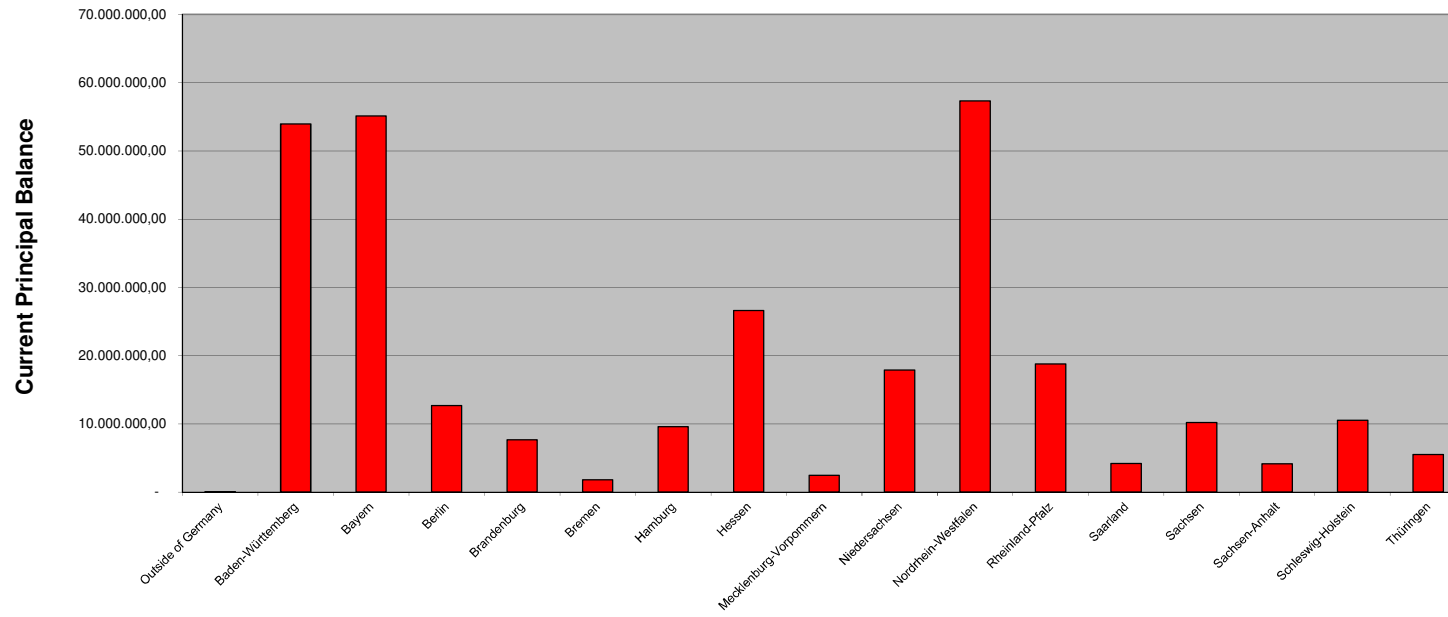
Reporting Date	03/07/2024				
Payment Date	22/07/2024				
Period No					
Monthly Period	01/06/2024 - 30/06/2024				
Interest Period	from	21/06/2024	to	22/07/2024	= 31 days
Collection Period	from	01/06/2024	to	30/06/2024	

State	Current Principal Balance in EUR	Percentage of Balance	Number of Loans	Percentage of Loans
Outside of Germany	49.345,70	0,0%	5	0,0%
Baden-Württemberg	53.935.802,97	18,1%	5.508	19,0%
Bayern	55.090.936,60	18,5%	5.412	18,7%
Berlin	12.684.203,46	4,3%	1.341	4,6%
Brandenburg	7.674.191,13	2,6%	908	3,1%
Bremen	1.789.206,88	0,6%	166	0,6%
Hamburg	9.586.660,95	3,2%	815	2,8%
Hessen	26.601.927,87	8,9%	2.441	8,4%
Mecklenburg-Vorpomm	2.434.359,78	0,8%	211	0,7%
Niedersachsen	17.900.164,08	6,0%	1.783	6,2%
Nordrhein-Westfalen	57.290.559,13	19,2%	5.305	18,3%
Rheinland-Pfalz	18.787.097,41	6,3%	1.665	5,8%
Saarland	4.197.269,58	1,4%	356	1,2%
Sachsen	10.171.637,65	3,4%	1.001	3,5%
Sachsen-Anhalt	4.159.044,90	1,4%	443	1,5%
Schleswig-Holstein	10.538.531,22	3,5%	1.001	3,5%
Thüringen	5.520.942,51	1,9%	592	2,0%
Total	298.411.881,82	100,00%	28.953	100,00%

ABEST 21
Monthly Investor Report

8.1 Geographical Distribution (Graph)

Reporting Date	03/07/2024				
Payment Date	22/07/2024				
Period No					
Monthly Period	01/06/2024 - 30/06/2024				
Interest Period	from	21/06/2024	to	22/07/2024	= 31 days
Collection Period	from	01/06/2024	to	30/06/2024	



ABEST 21
Monthly Investor Report

9. Object Type

Reporting Date	03/07/2024	
Payment Date	22/07/2024	
Period No		
Monthly Period	01/06/2024 - 30/06/2024	
Interest Period	from 21/06/2024 to	22/07/2024 = 31 days
Collection Period	from 01/06/2024 to	30/06/2024

<i>Balloon Loan</i>				
<i>Object Type</i>	<i>Current Principal Balance in EUR</i>	<i>Percentage of Balance</i>	<i>Number of Loans</i>	<i>Percentage of Loans</i>
Car	180.354.451,83	92,7%	8.568	89,48%
LCV	14.277.075,40	7,3%	1.007	10,52%
Total	194.631.527,23	100%	9.575	100%

<i>Leases</i>				
<i>Object Type</i>	<i>Current Principal Balance in EUR</i>	<i>Percentage of Balance</i>	<i>Number of Loans</i>	<i>Percentage of Loans</i>
Car	93.298.062,63	89,90%	17.291	89,23%
LCV	10.482.291,96	10,10%	2.087	10,77%
Total	103.780.354,59	100%	19.378	100%

ABEST 21
Monthly Investor Report

10. Insurances

Reporting Date	03/07/2024			
Payment Date	22/07/2024			
Period No				
Monthly Period	01/06/2024 - 30/06/2024			
Interest Period	from	21/06/2024	to	22/07/2024 = 31 days
Collection Period	from	01/06/2024	to	30/06/2024

<i>Contract Type</i>	<i>CPI</i>	<i>GAP</i>	<i>Current Principal Balance in EUR</i>	<i>Percentage of Balance</i>
Balloon Loans	878.179,39	1.288.635,52	194.631.527,23	1,1%
Leases	0,00	0,00	103.780.354,59	0,0%
Total	878.179,39	1.288.635,52	298.411.881,82	0,7%

ABEST 21
Monthly Investor Report

11. Type of Contract

Reporting Date			03/07/2024			
Payment Date			22/07/2024			
Period No						
Monthly Period			01/06/2024 - 30/06/2024			
Interest Period	from	21/06/2024	to	22/07/2024	=	31 days
Collection Period	from	01/06/2024	to	30/06/2024		

<i>Loan Type</i>	<i>Number of Loans</i>	<i>Percentage of Loans in %</i>	<i>Loan Principal in EUR</i>	<i>% of Current Outstanding</i>
Balloon Loans new cars	5.631	19,4%	123.342.491	41,3%
Balloon Loans used cars	3.944	13,6%	71.289.036	23,9%
Leases new cars	19.378	66,9%	103.780.355	34,8%
Total	28.953	100%	298.411.881,82	100,0%

**ABEST 21
Monthly Investor Report**

12. Customer Yield

Reporting Date	03/07/2024		
Payment Date	22/07/2024		
Period No			
Monthly Period	01/06/2024 - 30/06/2024		
Interest Period	from	21/06/2024	to 22/07/2024 = 31 days
Collection Period	from	01/06/2024	to 30/06/2024

<i>Balloon Loan</i>				
<i>Yield Range *</i>	<i>Current Principal Balance in EUR</i>	<i>Percentage of Balance</i>	<i>Number of Loans</i>	<i>Percentage of Loans</i>
0 to 1%	18.577.195,30	9,54%	558	5,83%
1,01 to 2%	19.152.345,09	9,84%	840	8,77%
2,01 to 3%	63.030.622,72	32,38%	3.384	35,34%
3,01 to 4%	60.753.631,13	31,21%	3.357	35,06%
4,01 to 5%	23.789.505,21	12,22%	1.061	11,08%
5,01 to 6%	7.616.366,17	3,91%	289	3,02%
6,01 to 7%	1.268.406,46	0,65%	50	0,52%
7,01 to 8%	443.455,15	0,23%	36	0,38%
8,01 to 9%	0,00	0,00%	0	0,00%
9,01 to 10%	0,00	0,00%	0	0,00%
> 10%	0,00	0,00%	0	0,00%
Total	194.631.527,23	100%	9.575,00	100%

Statistics	in %
WA Interest	3,20

* runs from .00 to .99

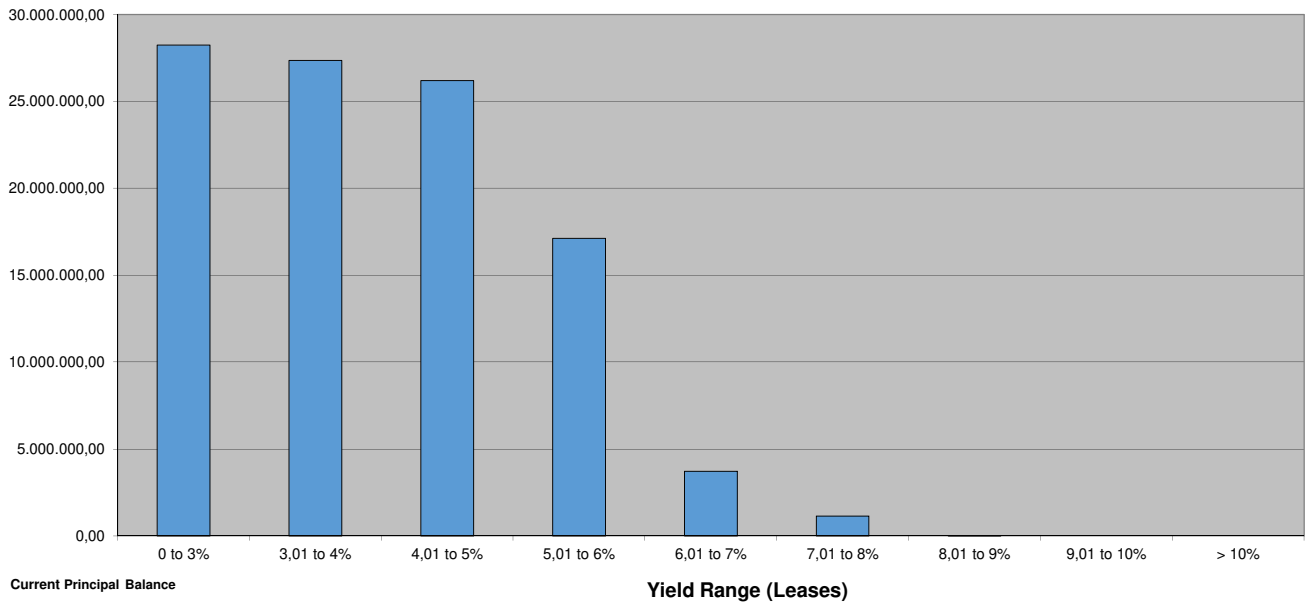
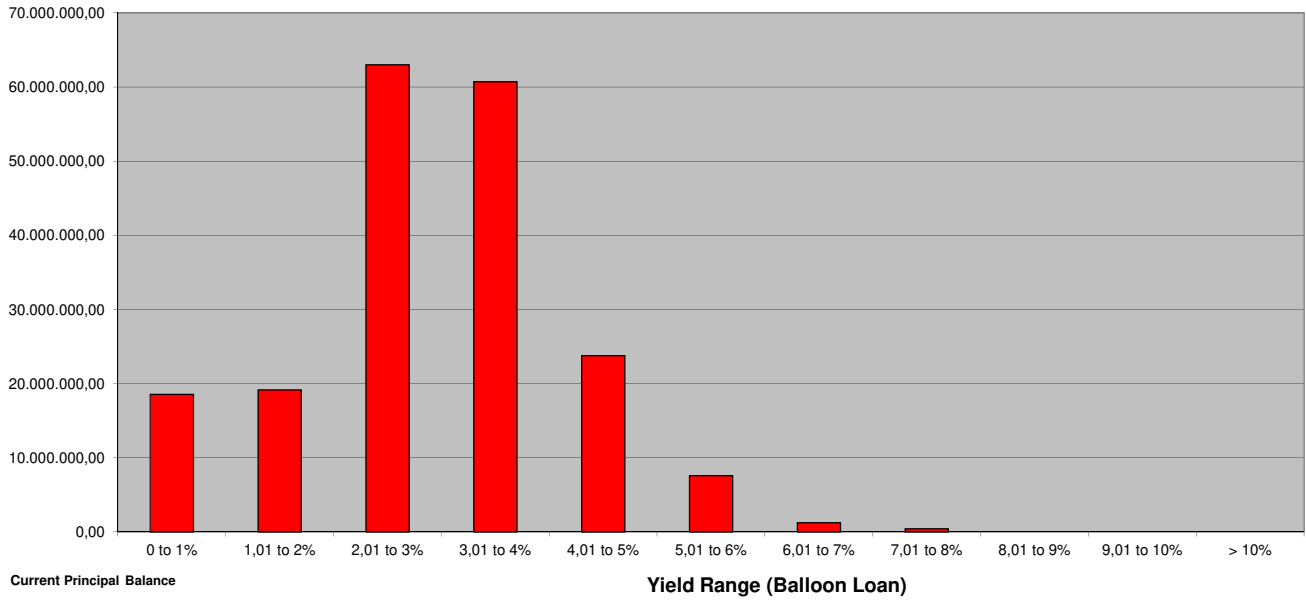
<i>Leases</i>				
<i>Yield Range *</i>	<i>Current Principal Balance in EUR</i>	<i>Percentage of Balance</i>	<i>Number of Loans</i>	<i>Percentage of Loans</i>
0 to 3%	28.230.312,06	27,20%	5.530	28,54%
3,01 to 4%	27.354.266,05	26,36%	6.285	32,43%
4,01 to 5%	26.199.886,87	25,25%	4.976	25,68%
5,01 to 6%	17.109.863,23	16,49%	1.993	10,28%
6,01 to 7%	3.730.003,67	3,59%	477	2,46%
7,01 to 8%	1.142.270,54	1,10%	112	0,58%
8,01 to 9%	13.752,17	0,01%	5	0,03%
9,01 to 10%	0,00	0,00%	0	0,00%
> 10%	0,00	0,00%	0	0,00%
Total	103.780.354,59	100%	19.378,00	100%

Statistics	in %
WA Interest	4,01

ABEST 21
Monthly Investor Report

12.1 Customer Yield (Graph)

Reporting Date	03/07/2024				
Payment Date	22/07/2024				
Period No					
Monthly Period	01/06/2024 - 30/06/2024				
Interest Period	from	21/06/2024	to	22/07/2024	= 31 days
Collection Period	from	01/06/2024	to	30/06/2024	



**ABEST 21
Monthly Investor Report**

13. Seasoning

Reporting Date	03/07/2024				
Payment Date	22/07/2024				
Period No					
Monthly Period	01/06/2024 - 30/06/2024				
Interest Period	from	21/06/2024	to	22/07/2024	= 31 days
Collection Period	from	01/06/2024	to	30/06/2024	

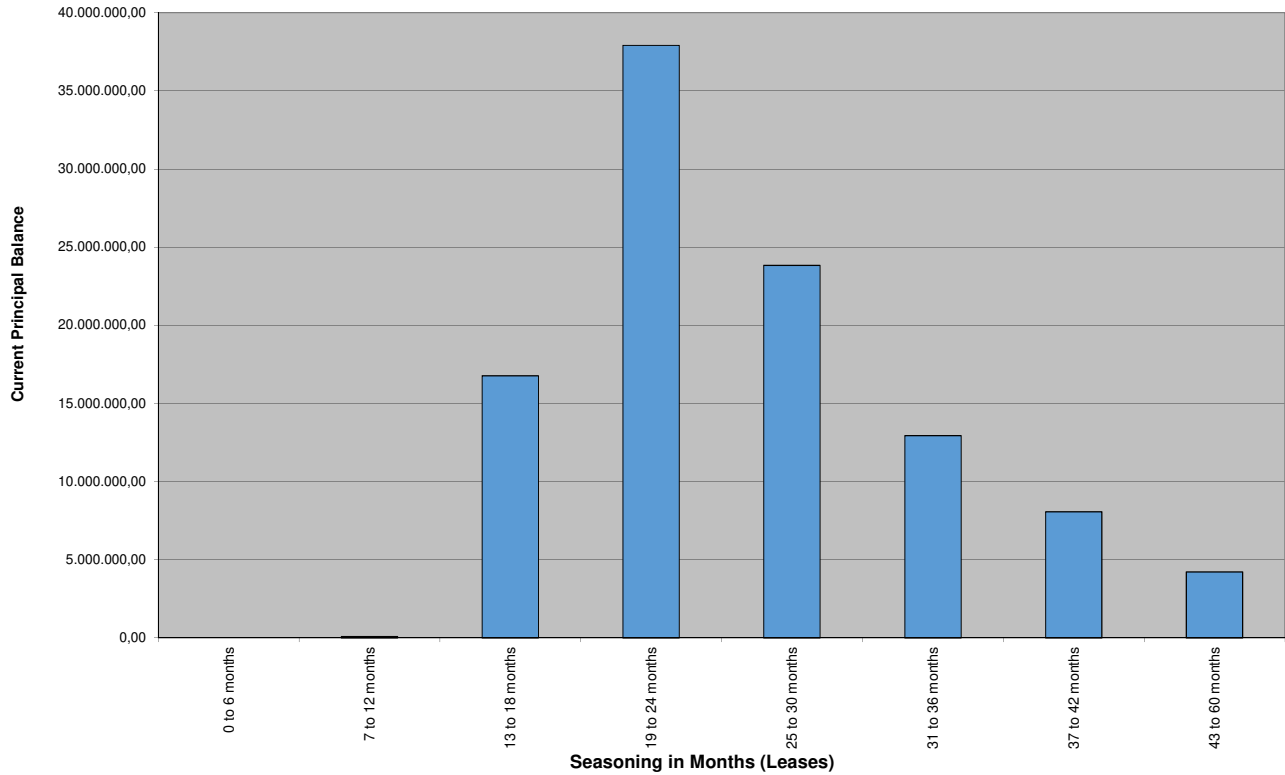
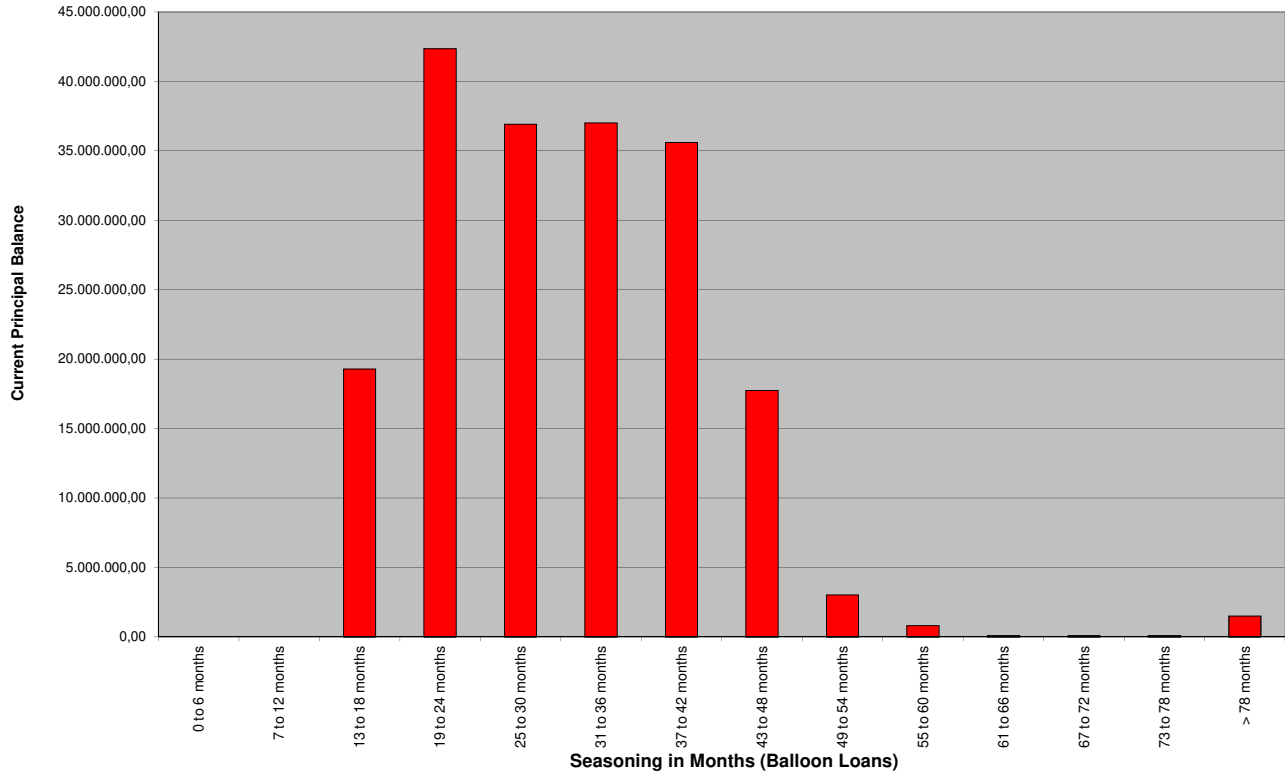
<i>Balloon Loan</i>				
<i>Seasoning in Months</i>	<i>Current Principal Balance in EUR</i>	<i>Percentage of Balance</i>	<i>Number of Loans</i>	<i>Percentage of Loans</i>
0 to 6 months	0,00	0,00%	0	0,00%
7 to 12 months	0,00	0,00%	0	0,00%
13 to 18 months	19.306.708,93	9,92%	463	4,84%
19 to 24 months	42.367.611,12	21,77%	1.428	14,91%
25 to 30 months	36.922.828,69	18,97%	1.629	17,01%
31 to 36 months	37.013.440,38	19,02%	2.031	21,21%
37 to 42 months	35.610.476,88	18,30%	2.157	22,53%
43 to 48 months	17.751.685,05	9,12%	1.338	13,97%
49 to 54 months	3.031.653,22	1,56%	202	2,11%
55 to 60 months	817.975,36	0,42%	67	0,70%
61 to 66 months	99.526,01	0,05%	13	0,14%
67 to 72 months	113.957,59	0,06%	16	0,17%
73 to 78 months	95.074,03	0,05%	11	0,11%
> 78 months	1.500.589,97	0,77%	220	2,30%
Total	194.631.527,23	100,00%	9.575	100,00%

<i>Leases</i>				
<i>Seasoning in Months</i>	<i>Current Principal Balance in EUR</i>	<i>Percentage of Balance</i>	<i>Number of Loans</i>	<i>Percentage of Loans</i>
0 to 6 months	0,00	0,00%	0	0,00%
7 to 12 months	73.097,83	0,07%	5	0,03%
13 to 18 months	16.753.859,91	16,14%	1.364	7,04%
19 to 24 months	37.921.275,51	36,54%	5.411	27,92%
25 to 30 months	23.816.533,84	22,95%	3.986	20,57%
31 to 36 months	12.934.861,78	12,46%	3.410	17,60%
37 to 42 months	8.066.205,94	7,77%	2.479	12,79%
43 to 60 months	4.214.519,78	4,06%	2.723	14,05%
Total	103.780.354,59	100,00%	19.378	100,00%

**ABEST 21
Monthly Investor Report**

13.1 Seasoning (Graph)

Reporting Date	03/07/2024		
Payment Date	22/07/2024		
Period No			
Monthly Period	01/06/2024 - 30/06/2024		
Interest Period	from	21/06/2024	to 22/07/2024
Collection Period	from	01/06/2024	to 30/06/2024 = 31 days



ABEST 21
Monthly Investor Report

14. Remaining Term

Reporting Date	03/07/2024			
Payment Date	22/07/2024			
Period No				
Monthly Period	01/06/2024 - 30/06/2024			
Interest Period	from	21/06/2024	to	22/07/2024 = 31 days
Collection Period	from	01/06/2024	to	30/06/2024

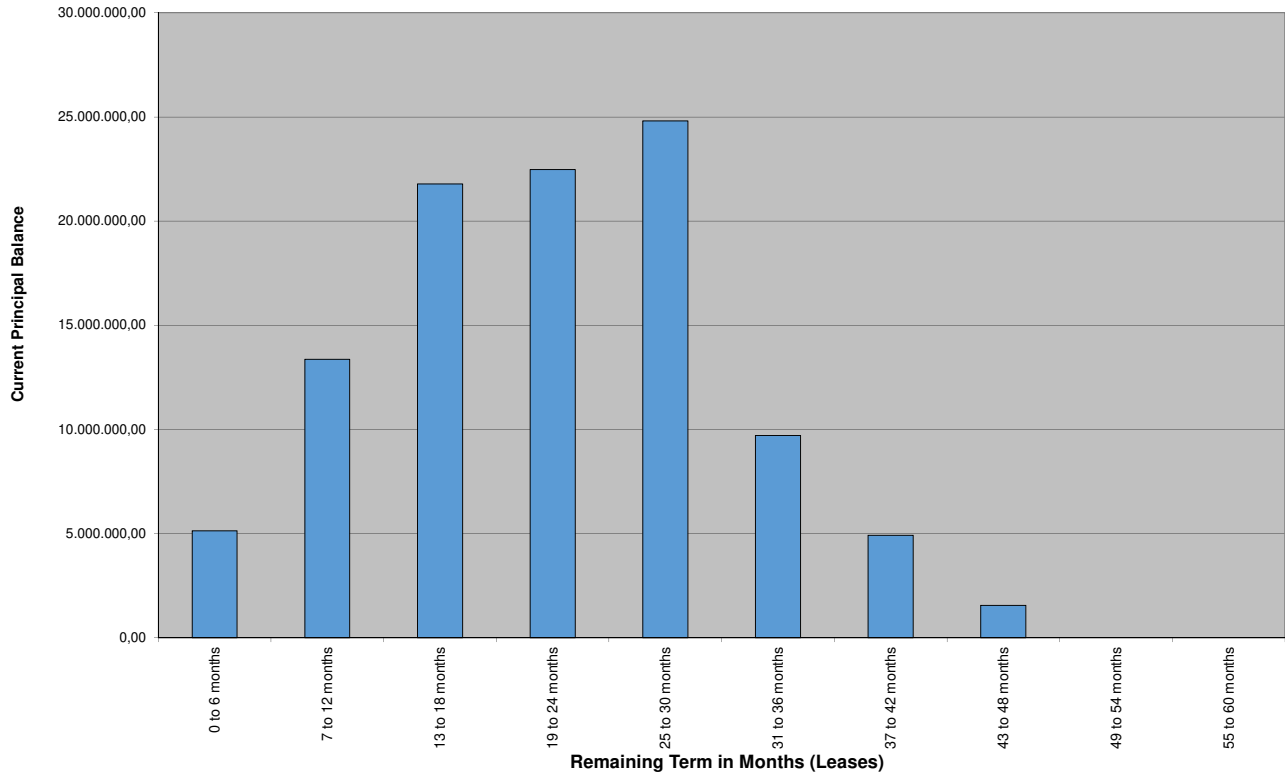
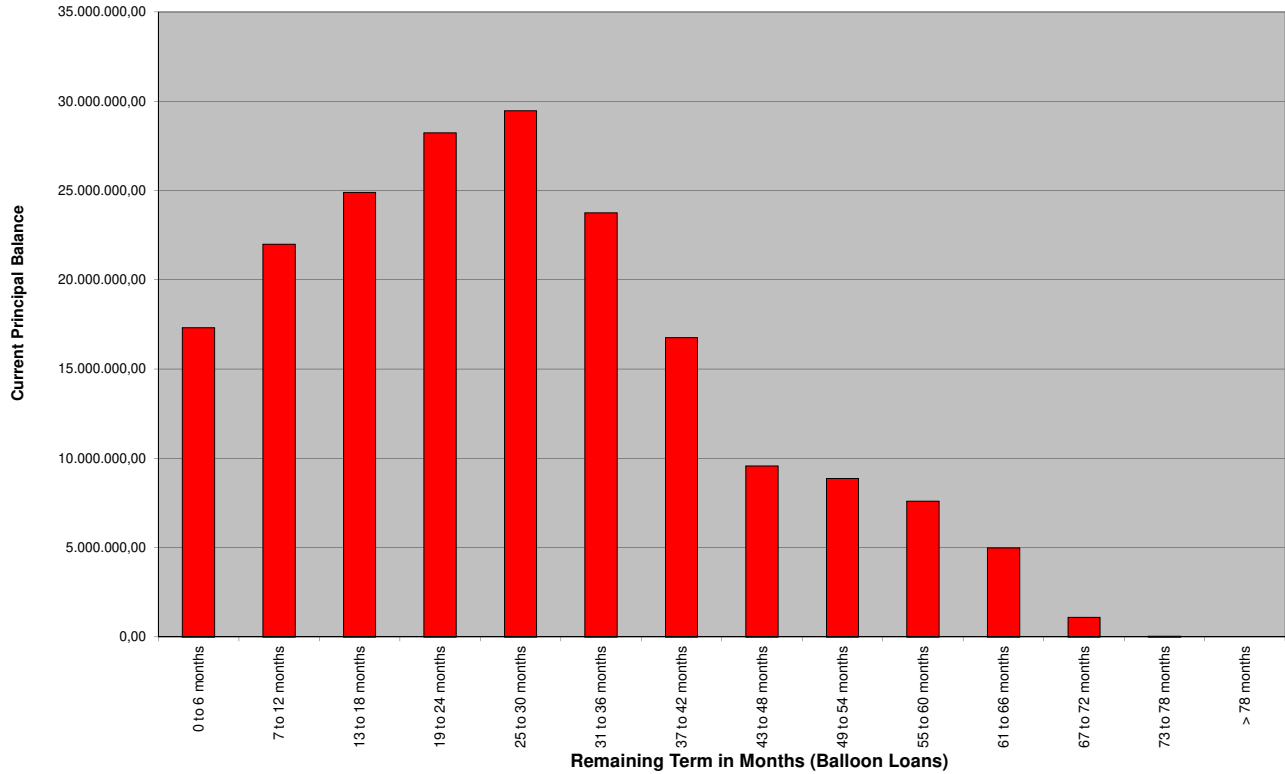
<i>Balloon Loan</i>				
<i>Remaining Term in Months</i>	<i>Current Principal Balance in EUR</i>	<i>Percentage of Balance</i>	<i>Number of Loans</i>	<i>Percentage of Loans</i>
0 to 6 months	17.322.066,93	8,90%	0	0,00%
7 to 12 months	21.992.586,05	11,30%	0	0,00%
13 to 18 months	24.892.253,40	12,79%	463	4,84%
19 to 24 months	28.231.615,98	14,51%	1.428	14,91%
25 to 30 months	29.461.366,94	15,14%	1.629	17,01%
31 to 36 months	23.756.255,10	12,21%	2.031	21,21%
37 to 42 months	16.762.399,69	8,61%	2.157	22,53%
43 to 48 months	9.586.289,34	4,93%	1.338	13,97%
49 to 54 months	8.882.999,91	4,56%	202	2,11%
55 to 60 months	7.613.528,35	3,91%	67	0,70%
61 to 66 months	4.994.070,00	2,57%	13	0,14%
67 to 72 months	1.098.673,03	0,56%	16	0,17%
73 to 78 months	37.422,51	0,02%	11	0,11%
> 78 months	0,00	0,00%	220	2,30%
Total	194.631.527,23	100,00%	9.575	100,00%

<i>Leases</i>				
<i>Remaining Term in Months</i>	<i>Current Principal Balance in EUR</i>	<i>Percentage of Balance</i>	<i>Number of Loans</i>	<i>Percentage of Loans</i>
0 to 6 months	5.140.589,04	4,95%	4.501	23,23%
7 to 12 months	13.364.962,08	12,88%	3.938	20,32%
13 to 18 months	21.787.209,39	20,99%	4.007	20,68%
19 to 24 months	22.478.372,95	21,66%	2.889	14,91%
25 to 30 months	24.805.131,40	23,90%	3.016	15,56%
31 to 36 months	9.721.101,40	9,37%	616	3,18%
37 to 42 months	4.928.888,79	4,75%	358	1,85%
43 to 48 months	1.554.099,54	1,50%	53	0,27%
49 to 54 months	0,00	0,00%	0	0,00%
55 to 60 months	0,00	0,00%	0	0,00%
Total	103.780.354,59	100,00%	19.378	100,00%

**ABEST 21
Monthly Investor Report**

14.1 Remaining Term (Graph)

Reporting Date	03/07/2024		
Payment Date	22/07/2024		
Period No			
Monthly Period	01/06/2024 - 30/06/2024		
Interest Period	from	21/06/2024	to 22/07/2024 =
Collection Period	from	01/06/2024	to 30/06/2024 = 31 days



ABEST 21
Monthly Investor Report

15. Original Term

Reporting Date	03/07/2024			
Payment Date	22/07/2024			
Period No				
Monthly Period	01/06/2024 - 30/06/2024			
Interest Period	from	21/06/2024	to	22/07/2024 = 31 days
Collection Period	from	01/06/2024	to	30/06/2024

<i>Balloon Loan</i>				
<i>Remaining Term in Months</i>	<i>Current Principal Balance in EUR</i>	<i>Percentage of Balance</i>	<i>Number of Loans</i>	<i>Percentage of Loans</i>
0 to 6 months	0,00	0,00%	0	0,00%
7 to 12 months	0,00	0,00%	0	0,00%
13 to 18 months	0,00	0,00%	0	0,00%
19 to 24 months	1.527.779,29	0,78%	44	0,46%
25 to 30 months	53.820,24	0,03%	5	0,05%
31 to 36 months	14.307.093,14	7,35%	610	6,37%
37 to 42 months	595.063,70	0,31%	29	0,30%
43 to 48 months	80.162.822,15	41,19%	4.099	42,81%
49 to 54 months	1.155.961,62	0,59%	57	0,60%
55 to 60 months	46.880.665,38	24,09%	2.240	23,39%
61 to 66 months	1.038.449,80	0,53%	52	0,54%
67 to 72 months	15.128.285,15	7,77%	700	7,31%
73 to 78 months	1.323.729,79	0,68%	60	0,63%
> 78 months	32.457.856,97	16,68%	1.679	17,54%
Total	194.631.527,23	100,00%	9.575	100,00%

<i>Leases</i>				
<i>Remaining Term in Months</i>	<i>Current Principal Balance in EUR</i>	<i>Percentage of Balance</i>	<i>Number of Loans</i>	<i>Percentage of Loans</i>
0 to 6 months	0,00	0,00%	0	0,00%
7 to 12 months	0,00	0,00%	0	0,00%
13 to 18 months	0,00	0,00%	0	0,00%
19 to 24 months	556.241,64	0,54%	681	3,51%
25 to 30 months	60.417,14	0,06%	24	0,12%
31 to 36 months	21.710.062,55	20,92%	4.608	23,78%
37 to 42 months	1.255.889,14	1,21%	152	0,78%
43 to 48 months	61.490.520,09	59,25%	11.785	60,82%
49 to 54 months	1.069.827,22	1,03%	105	0,54%
55 to 60 months	17.637.396,81	16,99%	2.023	10,44%
Total	103.780.354,59	100,00%	19.378	100,00%

Statistics

WA Original Term	47,36
------------------	-------

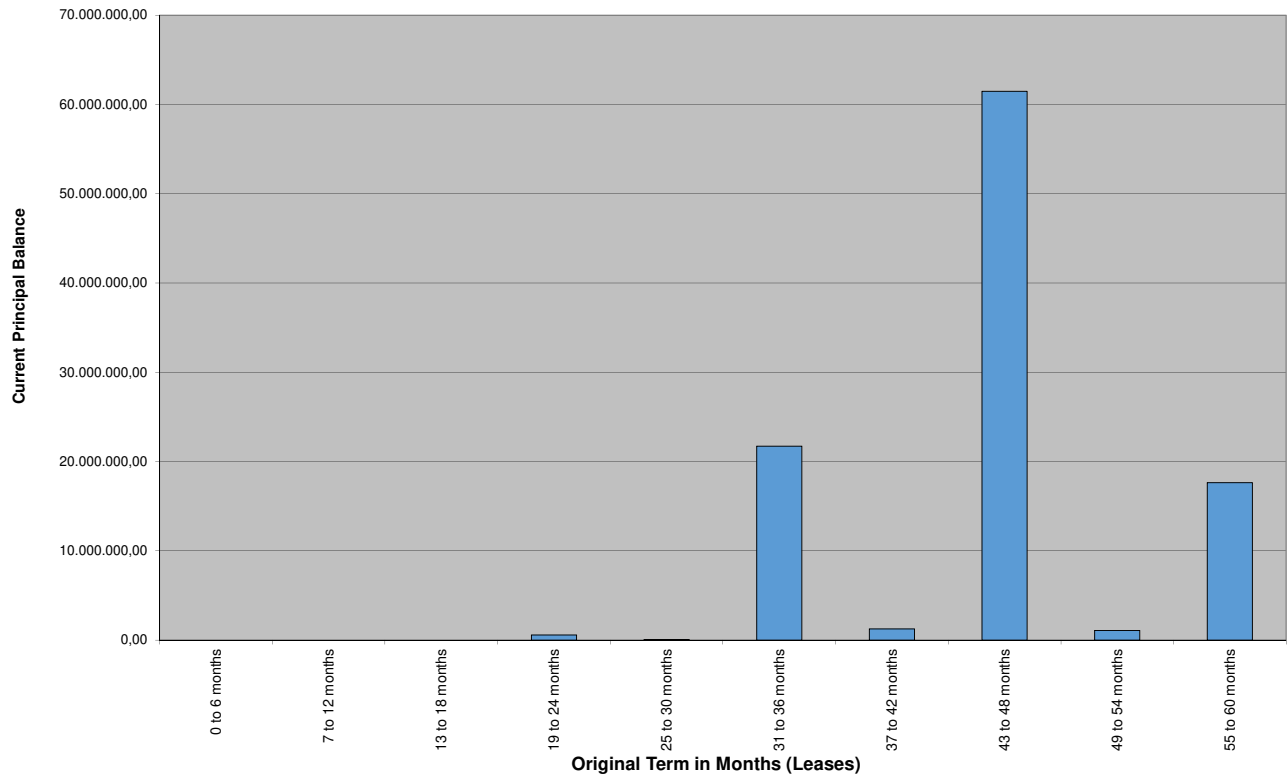
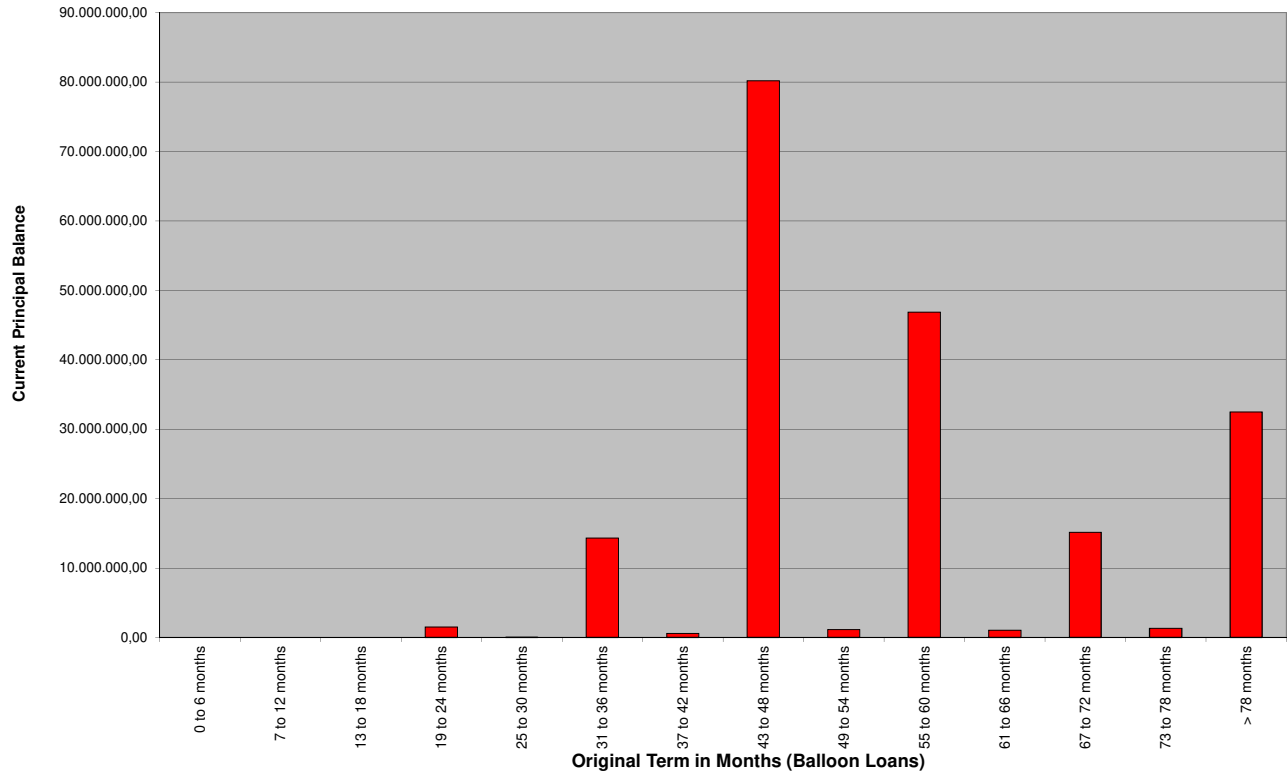
Statistics

WA Original Term	58,02
------------------	-------

**ABEST 21
Monthly Investor Report**

15.1 Original Term (Graph)

Reporting Date	03/07/2024					
Payment Date	22/07/2024					
Period No						
Monthly Period	01/06/2024 - 30/06/2024					
Interest Period	from	21/06/2024	to	22/07/2024	=	31 days
Collection Period	from	01/06/2024	to	30/06/2024		



ABEST 21
Monthly Investor Report

16. Manufacturer

Reporting Date	03/07/2024				
Payment Date	22/07/2024				
Period No					
Monthly Period	01/06/2024 - 30/06/2024				
Interest Period	from	21/06/2024	to	22/07/2024	= 31 days
Collection Period	from	01/06/2024	to	30/06/2024	

<i>Manufacturer</i>	<i>Current Principal Balance in EUR</i>	<i>Percentage of Balance</i>	<i>Number of Loans</i>	<i>Percentage of Loans</i>
Alfa Romeo	12.334.480,87	4,13%	948	3,27%
Chrysler	0,00	0,00%	0	0,00%
Dodge	91.718,78	0,03%	3	0,01%
Fiat	77.604.294,38	26,01%	14.501	50,08%
Jaguar	29.599.536,94	9,92%	2.207	7,62%
Jeep	37.724.011,45	12,64%	3.520	12,16%
Lancia	13.484,05	0,00%	2	0,01%
LandRover	104.946.642,58	35,17%	5.777	19,95%
Maserati	5.607.157,83	1,88%	321	1,11%
Others	30.490.554,94	10,22%	1.674	5,78%
	298.411.881,82	100,00%	28.953,00	100,00%

ABEST 21
Monthly Investor Report

17. Priority of Payments

Reporting Date	03/07/2024		
Payment Date	22/07/2024		
Period No			
Monthly Period	01/06/2024 - 30/06/2024		
Interest Period	from	21/06/2024	to 22/07/2024 = 31 days
Collection Period	from	01/06/2024	to 30/06/2024

Priority of Payments during the Revolving Period

Available Distribution Amount	+
1. Payable Expenses	-
2. To credit into Expenses Account the Withholding Amount	-
3. Remuneration to the Trustee	-
4. Remuneration to the Account Bank, the Calculation Agent, the Data Trustee, the Principal Paying Agent, the Corporate Servicer, the Servicer, the Back-Up Servicer Facilitator, the Back-Up Servicer (once appointed) and any other invoiced costs	-
5. to pay pari passu and pro rata to the Swap Counterparty	-
6. Interest on Class A	-
7. Interest on Class B	-
8. Interest on Class C	-
9. Interest on Class D	-
10. Interest on Class E	-
11. Required Reserved Amount on the Reserve Account	-
12. Purchase Price of Additional Portfolio	-
13. To credit the Replenishment Amount to the Replenishment Account	-
14. To pay any amount due and payable to the Swap Counterparties resulting from an Event of Default	-
15. To pay to Originator and to Servicer any amount due and payable not already paid	-
16. Interest on Class M	-
17. to pay the Final Excess Spread (if any) to the Class M Noteholder	-

Payment

Priority of Payments during the Amortisation Period

Available Distribution Amount	+	14.597.590,11
a 1. Payable Expenses	-	5.723,41
b 2. To credit into Expenses Account the Withholding Amount	-	0,00
c 3. Remuneration to the Trustee (including costs and expenses)	-	-
4. Remuneration to the Account Bank, the Calculation Agent, the Data Trustee, the Principal Paying Agent, the Corporate Servicer, the Servicer, the Back-Up Servicer Facilitator, the Back-Up Servicer (once appointed) and any other invoiced costs	-	916,67
e 5. to pay pari passu and pro rata to the Swap Counterparty	-	2.432,64
f 6. Class A Interest Amount	-	838.384,89
g 7. Class B Interest Amount	-	11.586,25
h 8. Class C Interest Amount	-	21.743,06
i 9. Class D Interest Amount	-	26.427,50
j 10. Class E Interest Amount	-	38.276,39
k 11. to credit to the Reserve Account the Required Reserve Amount	-	-
l 12. to pay pari passu and pro rata, the Class A Redemption Amount	-	12.511.596,13
m 13. to pay pari passu and pro rata, the Class B Redemption Amount (provided that Class A Notes have been redeemed in full)	-	-
n 14. to pay pari passu and pro rata, the Class C Redemption Amount (provided that Class B Notes have been redeemed in full)	-	-
o 15. to pay pari passu and pro rata, the Class D Redemption Amount (provided that Class C Notes have been redeemed in full)	-	-
p 16. to pay pari passu and pro rata, the Class E Redemption Amount (provided that Class D Notes have been redeemed in full)	-	-
q 17. To pay any amount due and payable to the Swap Counterparties resulting from an Event of Default	-	-
r 18. to pay to Originator and to Servicer any amount due and payable not already paid	-	-
s 19. Class M Interest Amount	-	97.951,39
t 20. to pay pari passu and pro rata, the Class M Redemption Amount (provided that Class E Notes have been redeemed in full)	-	-
u 21. to pay the Final Excess Spread (if any) to the Class M Noteholder	-	1.042.551,79
v		

Payment

ABEST 21
Monthly Investor Report

18. Transaction Costs

Reporting Date	03/07/2024				
Payment Date	22/07/2024				
Period No					
Monthly Period	01/06/2024 - 30/06/2024				
Interest Period	from	21/06/2024	to	22/07/2024	= 31 days
Collection Period	from	01/06/2024	to	30/06/2024	

Transaction Costs	300.088.463,2	213.488.463,2	20.700.000,0	20.200.000,0	15.500.000,0	12.700.000,0	17.500.000,0
	All notes	Class A	Class B	Class C	Class D	Class E	Class M
Senior Expenses	- €	-	-	-	-	-	-
Interest accrued for the Period	1.034.369,48 €	838.384,89 €	11.586,25 €	21.743,06 €	26.427,50 €	38.276,39 €	97.951,39 €
Interest Payments	1.034.369,48 €	838.384,89 €	11.586,25 €	21.743,06 €	26.427,50 €	38.276,39 €	97.951,39 €
Unpaid Interest for the Period							
Cumulative Unpaid Interest							

ABEST 21
Monthly Investor Report

19. Swap Counterparty Data

Reporting Date	03/07/2024				
Payment Date	22/07/2024				
Period No					
Monthly Period	01/06/2024 - 30/06/2024				
Interest Period	from	21/06/2024	to	22/07/2024	= 31 days
Collection Period	from	01/06/2024	to	30/06/2024	

Swap Counterparty Data
Swap Counterparty Provider

CA Auto Bank S.p.A. Niederlassung
Deutschland

Swap Data

Swap Type	IRS
Notional Amount	226.000.059,31
Fixed Rate	0,42
Floating Rate (Euribor)	3,6080
Net Swap Payments	-783.893,76

ABEST 21
Monthly Investor Report

20. Retention

Reporting Date	03/07/2024				
Payment Date	22/07/2024				
Period No					
Monthly Period	01/06/2024 - 30/06/2024				
Interest Period	from	21/06/2024	to	22/07/2024	= 31 days
Collection Period	from	01/06/2024	to	30/06/2024	

Retention according to Article 6 of Regulation (EU) No 2017/2402

Net Economic Interest Retained by the Originator	Outstanding Balance	Percentage of Outstanding Portfolio (%)
Class A Notes	226.000.059,31	75,73%
Class B Notes	20.700.000,00	6,94%
Class C Notes	20.200.000,00	6,77%
Class D Notes	15.500.000,00	5,19%
Class E Notes	12.700.000,00	4,26%
Class M Notes	17.500.000,00	5,86%

Retention Amount	EUR	%
Minimum Retention Class A	-	0,00%
Minimum Retention Class B	-	0,00%
Minimum Retention Class C	-	0,00%
Minimum Retention Class D	-	0,00%
Minimum Retention Class E	-	0,00%
Minimum Retention Class M	14.920.594,09	5,00%

Actual Retention Class A	-	0,00%
Actual Retention Class B	20.700.000,00	6,94%
Actual Retention Class C	20.200.000,00	6,77%
Actual Retention Class D	15.500.000,00	5,19%
Actual Retention Class E	12.700.000,00	4,26%
Actual Retention Class M	17.500.000,00	5,86%

The Originator will retain for the life of the Transaction a material net economic interest of not less than 5 per cent. in the Transaction in accordance with Article 6 of Regulation (EU) No 2017/2402 of the European Parliament and of the Council of 12 December 2017 laying down a general framework for securitisation and creating a specific framework for simple, transparent and standardised securitisation, and amending Directives 2009/65/EC, 2009/138/EC and 2011/61/EU and Regulations (EC) No. 1060/2009 and (EU) No. 648/2012 (as amended) (the "European Securitisation Regulation"), provided that the level of retention may reduce over time in compliance with Article 10 (2) of Commission Delegated Regulation 625/2014 (the "Retention RTS"). As of the Issue Date and thereafter on an on-going basis, the Originator will retain the Class M Notes (the "Retained Notes") representing not less than 5 per cent. of the nominal value of the securitised exposures, as set out in Article 6(3)(d) of the European Securitisation Regulation.

**ABEST 21
Monthly Investor Report**

21. Counterparties I

Reporting Date	03/07/2024				
Payment Date	22/07/2024				
Period No					
Monthly Period	01/06/2024 - 30/06/2024				
Interest Period	from	21/06/2024	to	22/07/2024	= 31 days
Collection Period	from	01/06/2024	to	30/06/2024	

		Moody's			Fitch		
		Long Term	Short Term	Outlook	Long Term	Short Term	Outlook
Joint Lead Managers:	CA-CIB	Aa3	P-1	STABLE	A+	F1	STABLE
	Unicredit Bank AG	A2	P-1	NEGATIVE	BBB+	F2	STABLE
Transaction Account:	The Bank of New York Mellon, Frankfurt Branch	Aa2	P-1	STABLE	AA	F1+	STABLE
Paying Agent:	The Bank of New York Mellon, London Branch	n.a.	n.a.	n.a.	n.a.	n.a.	n.a.
Swap Counterparty:	CA Auto Bank S.p.A. Niederlassung Deutschland	n.a.	n.a.	n.a.	n.a.	n.a.	n.a.

ABEST 21
Monthly Investor Report

22. Counterparties II

Reporting Date	03/07/2024					
Payment Date	22/07/2024					
Period No						
Monthly Period	01/06/2024 - 30/06/2024					
Interest Period	from	21/06/2024	to	22/07/2024	=	31 days
Collection Period	from	01/06/2024	to	30/06/2024		

Transaction Security Trustee: STICHTING SECURITY TRUSTEE ABEST 21

Data Trustee: DATA CUSTODY AGENT SERVICES B.V.

Rating Agencies: Moody's Fitch Ratings GmbH

Corporate Administration: INTERTRUST MANAGEMENT B.V.

ABEST 21
Monthly Investor Report

23. Issuer Information

Reporting Date		03/07/2024			
Payment Date		22/07/2024			
Period No					
Monthly Period		01/06/2024 - 30/06/2024			
Interest Period	from	21/06/2024	to	22/07/2024	= 31 days
Collection Period	from	01/06/2024	to	30/06/2024	

Deal Name: ABEST 21

Issuer: ABEST 21

Seller of the Receivables: CA Auto Bank S.p.A. Niederlassung Deutschland

Servicer Name: CA Auto Bank S.p.A. Niederlassung Deutschland

Reporting Entity: Ca-cib Milan

Contact: Doriana Bettini
doriana.bettini@ca-cib.com

**ABEST 21
Monthly Investor Report**

24. Originator. Servicer

Reporting Date	03/07/2024				
Payment Date	22/07/2024				
Period No	0				
Monthly Period	01/06/2024 - 30/06/2024				
Interest Period	from	21/06/2024	to	22/07/2024	= 31 days
Collection Period	from	01/06/2024	to	30/06/2024	

Contact Details

CA Auto Bank S.p.A. Niederlassung Deutschland

heike.simon@ca-autobank.com

Ratings CA Auto Bank SpA

(Downgrade Event)

In respect of the Servicer, and only if the Originator acts as Servicer, that the long-term rating of CA Auto Bank SpA unsecured, unsubordinated and unguaranteed debt obligations falls below Ba3 by Moody's

Moody's
Ba3

ABEST 21
Monthly Investor Report

25. Glossary

Reporting Date	03/07/2024				
Payment Date	22/07/2024				
Period No	0				
Monthly Period	01/06/2024 - 30/06/2024				
Interest Period	from	21/06/2024	to	22/07/2024	= 31 days
Collection Period	from	01/06/2024	to	30/06/2024	

Ca-cib Milano
Calculation Agent
Doriana.bettini@ca-cib.com