

ABEST 21
Monthly Investor Report

Cover Sheet Monthly Investor Report

Reporting Date	05/06/2024				
Payment Date	21/06/2024				
Period No					
Monthly Period	01/05/2024 - 31/05/2024				
Interest Period	from	21/05/2024	to	21/06/2024	= 31 days
Collection Period	from	01/05/2024	to	31/05/2024	

Index

Page

1. Portfolio Information	1
2. Reserve Accounts	2
3. Performance Data	3
4. Outstanding Notes	4
5. Original Principal Balance	5
5.1 Original PB (Graph)	5.1
6. Current Principal Balance	6
6.1 Current PB (Graph)	6.1
7. Borrower Concentration	7
8. Geographical Distribution	8
8.1 Geographical (Graph)	8.1
9. Object Type	9
10. Insurance Coverage	10
11. Contract Type	11
12. Customer Yield	12
12.1 Customer Yield (Graph)	13
13. Seasoning	13
13.1 Seasoning (Graph)	14
14. Remaining Term	14.1
14.1 Remaining Term (Graph)	15
15. Original Term	15.1
15.1 Original Term (Graph)	16
16. Manufacturer	16
17. Priority of Payments	17
18. Transaction Costs	18
19. Swap Counterparty Data	19
20. Retention	20
21. Counterparties I	21
22. Counterparties II	22
23. Originator	23
24. Disclaimer	24

ABEST 21
Monthly Investor Report

1. Portfolio Information

Reporting Date	05/06/2024				
Payment Date	21/06/2024				
Period No					
Monthly Period	01/05/2024 - 31/05/2024				
Interest Period from	21/05/2024	to	21/06/2024	=	31 days
Collection Period from	01/05/2024	to	31/05/2024		

Outstanding Receivables	No. of Contracts	current period	previous period
		Aggregate Outstanding Principal Amount	Aggregate Outstanding Principal Amount
Beginning of Period (collection period)		324.161.429,43 €	338.717.194,34
Scheduled Principal Payments		10.305.687,98 €	10.488.434,29
Prepayment Principal		2.390.456,28 €	2.703.616,56
Others		1.056.540,99 €	1.313.888,45
Recoveries		- €	-
Total Principal Collections		13.752.685,25 €	14.505.939,30
Total Interest Collections		1.989.624,36 €	1.609.235,91
Defaults		208.684,87	49.825,61
End of Period (after Payment Date)	29.920	310.200.059,31 €	324.161.429,43
Balance of the Replenishment account (after Payment Date)		- €	-
Current Prepayment Rate (annualised)		8,85%	9,58%
New sale Offer		- €	-

ABEST 21
Monthly Investor Report

2. Reserve Accounts

Reporting Date	05/06/2024				
Payment Date	21/06/2024				
Period No					
Monthly Period	01/05/2024 - 31/05/2024				
Interest Period	from	21/05/2024	to	21/06/2024	= 31 days
Collection Period	from	01/05/2024	to	31/05/2024	

Notes Balance

Beginning of Period	326.561.429,43
End of Period	312.600.059,31

Reserve Accounts

Reserve Account	in %	euro	Trigger Event y/n
Beginning of Period	0,5%	1.545.307,15 €	NO
Cash Outflow	€ 69.806,85		
Cash Inflow	€ -		
End of Period	0,5%	1.475.500,30 €	
Required Reserve Fund	€ 1.475.500,30		

ABEST 21
Monthly Investor Report

3. Performance Data

Reporting Date	05/06/2024		
Payment Date	21/06/2024		
Period No			
Monthly Period	01/05/2024 - 31/05/2024		
Interest Period from	21/05/2024	to	21/06/2024 = 31 days
Collection Period from	01/05/2024	to	31/05/2024

Note Balance

Beginning of Period	326.561.429,43 €
End of Period	312.600.059,31 €

Ratios

3-MRA* 31- 60 days past due

31- 60 days past due period before previous period	0,00%
31- 60 days past due previous period	0,00%
31- 60 days past due current period	1.248.478,96 €

3-MRA* 61-90 days past due

61- 90 days past due period before previous period	0,00%
61- 90 days past due previous period	0,00%
61- 90 days past due current period	421.877,72 €

3-MRA* 91-120 days past due

91- 120 days past due period before previous period	0,00%
91- 120 days past due previous period	0,00%
91- 120 days past due current period	515.233,21 €

Early Amortisation Event

Cumulative Default Level

Cumulative Default Level period before previous period	0,28%
Cumulative Default Level previous period	0,29%
Cumulative Default Level current period	0,33%

Trigger Breach (if higher than 3.70% for 2 consecutive Calculation Dates) **NO**

Delinquency Level

Delinquency Level period before previous period	0,22%
Delinquency Level previous period	0,19%
Delinquency Level current period	0,22%

Trigger Breach (if higher than 1% for 2 consecutive Calculation Dates) **NO**

Principal Deficiency Amount Shortfall

Trigger Breach (if the Principal Deficiency Amount Shortfall is higher than zero) **NO**

Replenishment Amount

Trigger Breach (if Replenishment Amount is higher than 20% of the Aggregate Rated Notes Outstanding Amount on each of three consecutive Calculation Dates) **NO**

Performance Data

Number of Contracts being 31-60 Days delinquent	318
Number of Contracts being 61-90 Days delinquent	96
Number of Contracts being 91-120 Days delinquent	46
Gross instalments being 31-60 days delinquent	30.821,88
Gross instalments being 61-90 days delinquent	15.749,65
Gross instalments being 91-120 days delinquent	22.279,84
Current Period Termination	127.628,69
Cumulative Termination	2.694.063,70
New number of Contracts being terminated	17,00
Total number of Contracts being terminated	424,00
Current Period Recoveries	0,00
Cumulative Recoveries	347.162,41

ABEST 21
Monthly Investor Report

4. Outstanding Notes

Reporting Date	05/06/2024				
Payment Date	21/06/2024				
Period No					
Monthly Period	01/05/2024 - 31/05/2024				
Interest Period from	21/05/2024	to	21/06/2024	=	31 days
Collection Period from	01/05/2024	to	31/05/2024		

Principal Payable Amount (during Amortising Period)

	All notes	Class A	Class B	Class C	Class D	Class E	Class M
1. Note Balance							
General Note Information							
ISIN Code	XS2367164493	XS2368146457	XS2368150210	XS2368152695	XS2368153156	XS2368153586	
Currency	EURO	EURO	EURO	EURO	EURO	EURO	EURO
Initial Tranching	82,2%	4,3%	4,2%	3,2%	2,6%	3,6%	
Legal Maturity	set 2031	set 2031	set 2031	set 2031	set 2031	set 2031	set 2031
Expected Maturity	set 2031	set 2031	set 2031	set 2031	set 2031	set 2031	set 2031
Original Rating (Fitch / Moody's)	AAAsf//Aaa(sf)	AAAsf//Aa1(sf)	Asf//Aa3(sf)	BBBsf//A3(sf)	BBsf//Ba1(sf)		n/a
Current Rating (Fitch/ Moody's)*	AAAsf//Aaa(sf)	AAAsf//Aaa(sf)	Asf//Aa1(sf)	BBBsf//A1(sf)	BBsf//Baa1(sf)		n/a
Initial Notes Aggregate Principal Outstanding Balance	400.000.000,00 €	20.700.000,00 €	20.200.000,00 €	15.500.000,00 €	12.700.000,00 €	17.500.000,00 €	
Initial Nominal per Note	100.000,00 €	100.000,00 €	100.000,00 €	100.000,00 €	100.000,00 €	100.000,00 €	
Initial Number of Notes per Class	4.000	207	202	155	127	175	
Current Note Information							
Class Principal Outstanding Balance Beginning of Period	239.961.429,43 €	20.700.000,00 €	20.200.000,00 €	15.500.000,00 €	12.700.000,00 €	17.500.000,00 €	
Amortisation	13.961.370,12	n.a.	n.a.	n.a.	n.a.	n.a.	
Redemption per Note	0,00 €	0,00 €	0,00 €	0,00 €	0,00 €	0,00 €	0,00 €
Class Principal Outstanding Balance End of Period	226.000.059,31 €	20.700.000,00 €	20.200.000,00 €	15.500.000,00 €	12.700.000,00 €	17.500.000,00 €	
Current Tranching	72,3%	6,6%	6,5%	5,0%	4,1%	5,6%	
Current Pool Factor	0,57	1,00	1,00	1,00	1,00	1,00	
2. Payments to Investors per Note							
Interest Rate Basis: 1-M Euribor / Spread	4,517						
DayCount Convention	ACT/360	ACT/360	ACT/360	ACT/360	ACT/360	ACT/360	ACT/360
Interest Days	31 days	31 days	31 days	31 days	31 days	31 days	31 days
Principal Outstanding Beginning of Period	239.961.429,43 €	20.700.000,00 €	20.200.000,00 €	15.500.000,00 €	12.700.000,00 €	17.500.000,00 €	
> Principal Repayment	13.961.370,12 €	0,00 €	0,00 €	0,00 €	0,00 €	0,00 €	0,00 €
Principal Outstanding End of Period	226.000.059,31 €	20.700.000,00 €	20.200.000,00 €	15.500.000,00 €	12.700.000,00 €	17.500.000,00 €	
> Interest accrued for the period	933.363,31 €	11.586,25 €	21.743,06 €	26.427,50 €	38.276,39 €	97.951,39 €	
Interest Payment							
Initial total CE (Subordination, Reserve)	18,30%	14,04%	9,89%	6,71%	4,10%	0,00%	
Current CE	28,18%	21,55%	15,09%	10,13%	6,07%	0,00%	

**ABEST 21
Monthly Investor Report**

5. Original Principal Balance

as of ISSUE DATE

Reporting Date	05/06/2024				
Payment Date	21/06/2024				
Period No					
Monthly Period	01/05/2024 - 31/05/2024				
Interest Period	from	21/05/2024	to	21/06/2024	= 31 days
Collection Period	from	01/05/2024	to	31/05/2024	

<i>Balloon Loan</i>				
<i>Original Principal Balance (Ranges in EUR)</i>	<i>Principal Balance in EUR</i>	<i>Percentage of Balance</i>	<i>Number of Loans</i>	<i>Percentage of Loans</i>
0 < X ≤ 5,000	26.340.921	13,9%	3.233,00	29,87%
5,000 < X ≤ 10,000	56.693.807	29,9%	4.181,00	38,63%
10,000 < X ≤ 15,000	33.058.163	17,5%	1.477,00	13,65%
15,000 < X ≤ 20,000	21.053.341	11,1%	736,00	6,80%
20,000 < X ≤ 25,000	15.307.390	8,1%	440,00	4,07%
25,000 < X ≤ 30,000	13.238.630	7,0%	327,00	3,02%
30,000 < X ≤ 35,000	9.237.765	4,9%	193,00	1,78%
35,000 < X ≤ 40,000	6.617.436	3,5%	123,00	1,14%
40,000 < X ≤ 45,000	2.335.891	1,2%	39,00	0,36%
45,000 < X ≤ 50,000	2.396.151	1,3%	36,00	0,33%
50,000 < X ≤ 55,000	863.796	0,5%	11,00	0,10%
55,000 < X ≤ 60,000	701.442	0,4%	9,00	0,08%
60,000 < X ≤ 65,000	709.680	0,4%	9,00	0,08%
65,000 < X ≤ 70,000	161.815	0,1%	2,00	0,02%
70,000 < X ≤ 75,000	225.158	0,1%	2,00	0,02%
75,000 < X	370.480	0,2%	4,00	0,04%
Total	189.311.865,23	100,00%	10.822	100,00%

Statistics in EUR

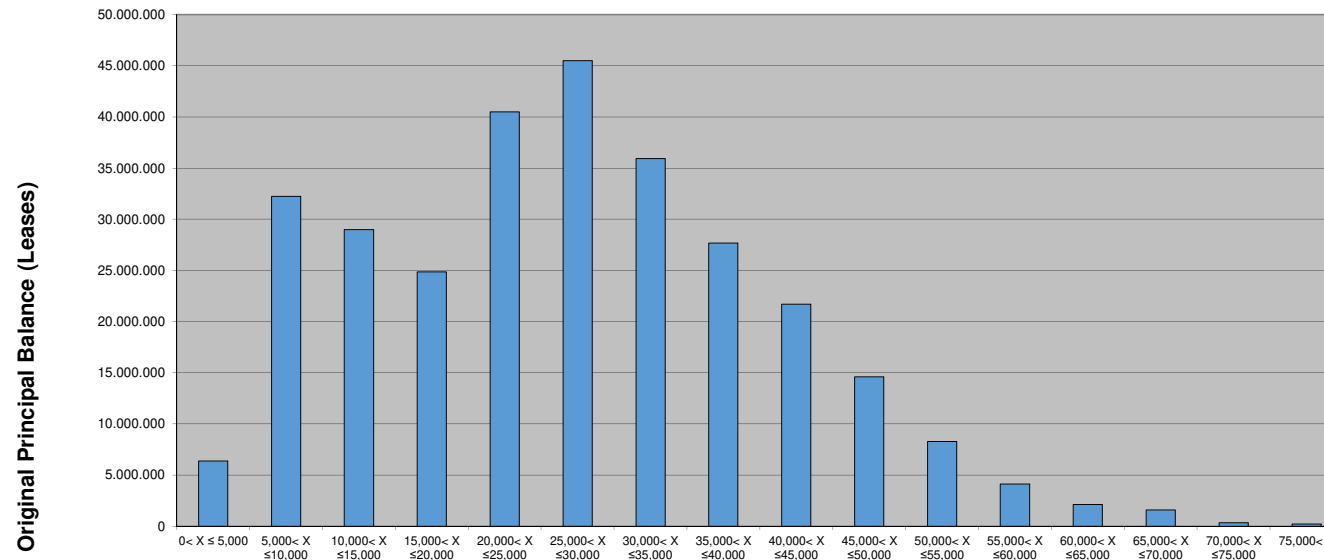
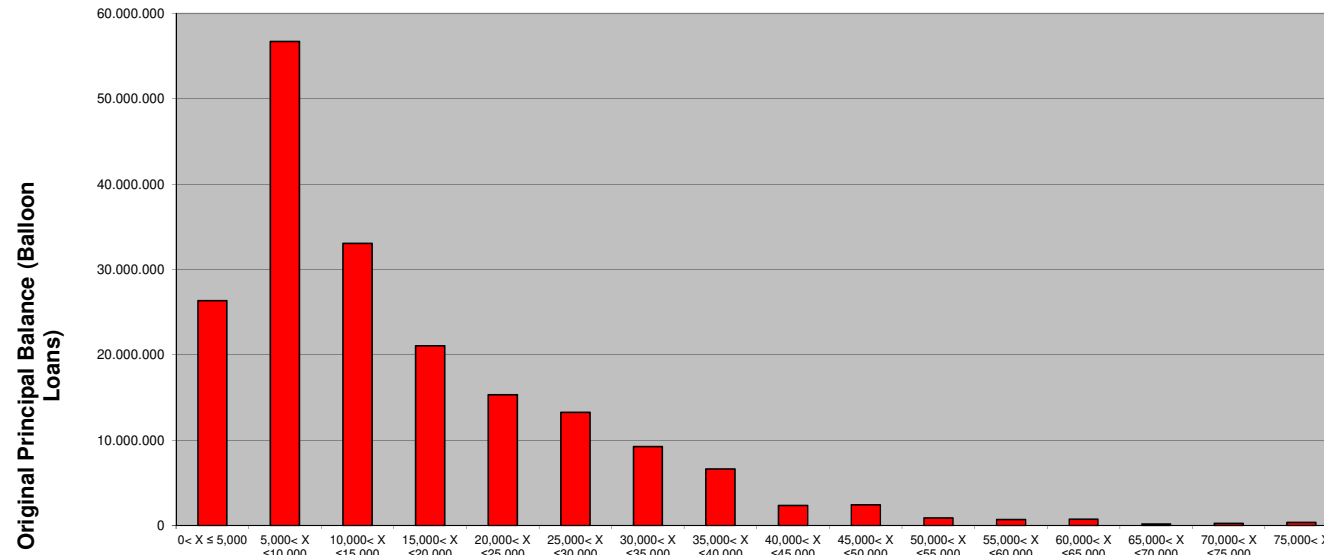
<i>Leases</i>				
<i>Original Principal Balance (Ranges in EUR)</i>	<i>Original Principal Balance in EUR</i>	<i>Percentage of Balance</i>	<i>Number of Loans</i>	<i>Percentage of Loans</i>
0 < X ≤ 5,000	6.363.403	2,2%	1.063,00	3,21%
5,000 < X ≤ 10,000	32.245.892	10,9%	7.014,00	21,21%
10,000 < X ≤ 15,000	28.982.622	9,8%	3.774,00	11,41%
15,000 < X ≤ 20,000	24.848.871	8,4%	2.947,00	8,91%
20,000 < X ≤ 25,000	40.493.101	13,7%	4.783,00	14,47%
25,000 < X ≤ 30,000	45.502.809	15,4%	4.715,00	14,26%
30,000 < X ≤ 35,000	35.908.481	12,2%	3.186,00	9,64%
35,000 < X ≤ 40,000	27.656.559	9,4%	2.158,00	6,53%
40,000 < X ≤ 45,000	21.689.268	7,4%	1.583,00	4,79%
45,000 < X ≤ 50,000	14.601.687	5,0%	949,00	2,87%
50,000 < X ≤ 55,000	8.271.453	2,8%	489,00	1,48%
55,000 < X ≤ 60,000	4.119.527	1,4%	217,00	0,66%
60,000 < X ≤ 65,000	2.102.667	0,7%	101,00	0,31%
65,000 < X ≤ 70,000	1.582.360	0,5%	63,00	0,19%
70,000 < X ≤ 75,000	329.334	0,1%	18,00	0,05%
75,000 < X	185.588	0,1%	4,00	0,01%
Total	294.883.621,93	100,00%	33.064	100,00%

Statistics in EUR

**ABEST 21
Monthly Investor Report**

5.1 Original PB (Graph)

Reporting Date	05/06/2024				
Payment Date	21/06/2024				
Period No					
Monthly Period	01/05/2024 - 31/05/2024				
Interest Period	from	21/05/2024	to	21/06/2024	= 31 days
Collection Period	from	01/05/2024	to	31/05/2024	



**ABEST 21
Monthly Investor Report**

5. Original Principal Balance

as of ISSUE DATE

Reporting Date	05/06/2024			
Payment Date	21/06/2024			
Period No				
Monthly Period	01/05/2024 - 31/05/2024			
Interest Period	from	21/05/2024	to	21/06/2024
Collection Period	from	01/05/2024	to	31/05/2024
			=	31 days

Balloon Loan				
Current Principal Balance (Ranges in EUR)	Original Principal Balance in EUR	Percentage of Balance	Number of Loans	Percentage of Loans
0 < X ≤ 5,000	13.989.256	7,0%	1.750,00	17,92%
5,000 < X ≤ 10,000	41.171.281	20,6%	3.281,00	33,61%
10,000 < X ≤ 15,000	35.171.358	17,6%	1.859,00	19,04%
15,000 < X ≤ 20,000	24.776.552	12,4%	991,00	10,15%
20,000 < X ≤ 25,000	16.748.033	8,4%	521,00	5,34%
25,000 < X ≤ 30,000	15.386.488	7,7%	417,00	4,27%
30,000 < X ≤ 35,000	13.211.494	6,6%	303,00	3,10%
35,000 < X ≤ 40,000	10.920.401	5,5%	227,00	2,33%
40,000 < X ≤ 45,000	6.782.594	3,4%	128,00	1,31%
45,000 < X ≤ 50,000	5.434.822	2,7%	92,00	0,94%
50,000 < X ≤ 55,000	3.842.393	1,9%	60,00	0,61%
55,000 < X ≤ 60,000	3.247.716	1,6%	45,00	0,46%
60,000 < X ≤ 65,000	1.888.261	0,9%	24,00	0,25%
65,000 < X ≤ 70,000	1.358.119	0,7%	15,00	0,15%
70,000 < X ≤ 75,000	1.134.375	0,6%	12,00	0,12%
75,000 < X	4.991.766	2,5%	38,00	0,39%
Total	200.054.907,41	100,00%	9.763	100,00%

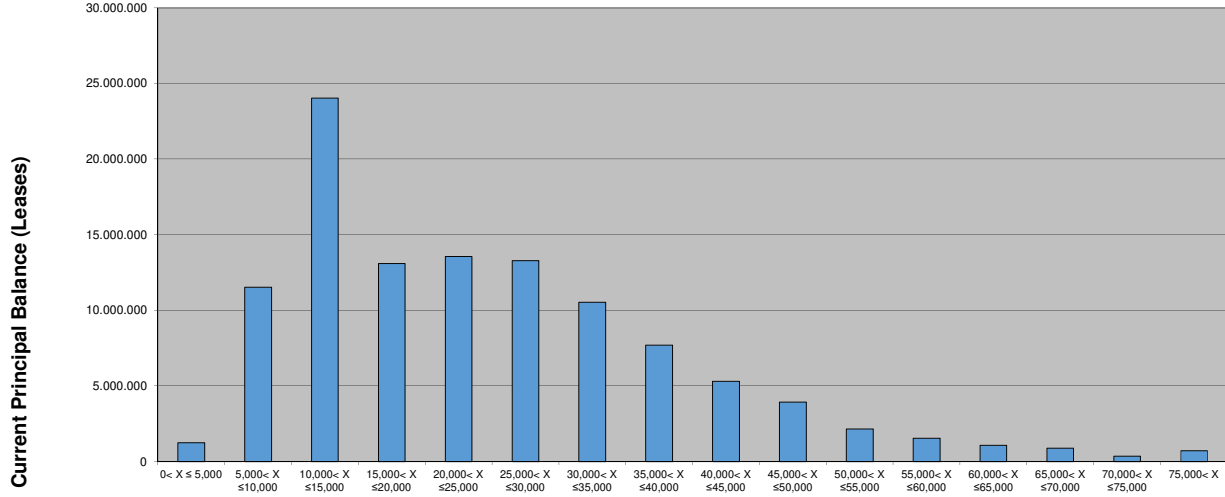
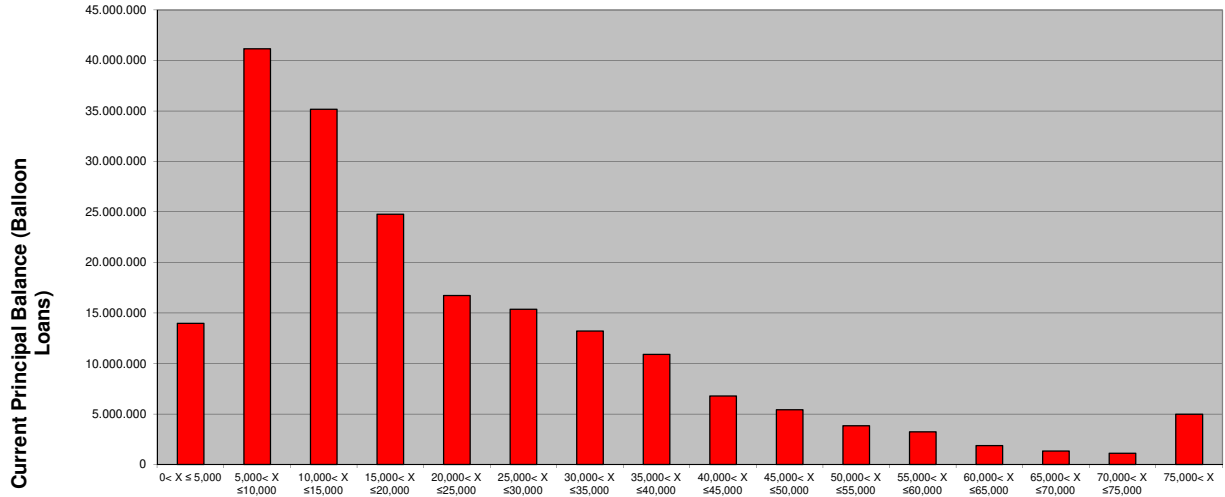
Statistics in EUR

Leases				
Current Principal Balance (Ranges in EUR)	Original Principal Balance in EUR	Percentage of Balance	Number of Loans	Percentage of Loans
0 < X ≤ 5,000	1.244.336	1,1%	383,00	1,91%
5,000 < X ≤ 10,000	11.513.087	10,4%	4.549,00	22,69%
10,000 < X ≤ 15,000	24.036.043	21,7%	5.993,00	29,89%
15,000 < X ≤ 20,000	13.079.185	11,8%	2.398,00	11,96%
20,000 < X ≤ 25,000	13.553.394	12,2%	2.082,00	10,38%
25,000 < X ≤ 30,000	13.288.393	12,0%	1.825,00	9,10%
30,000 < X ≤ 35,000	10.532.433	9,5%	1.179,00	5,88%
35,000 < X ≤ 40,000	7.683.971	6,9%	701,00	3,50%
40,000 < X ≤ 45,000	5.302.998	4,8%	395,00	1,97%
45,000 < X ≤ 50,000	3.924.648	3,5%	242,00	1,21%
50,000 < X ≤ 55,000	2.140.431	1,9%	130,00	0,65%
55,000 < X ≤ 60,000	1.528.338	1,4%	73,00	0,36%
60,000 < X ≤ 65,000	1.075.403	1,0%	38,00	0,19%
65,000 < X ≤ 70,000	882.148	0,8%	33,00	0,16%
70,000 < X ≤ 75,000	347.215	0,3%	12,00	0,06%
75,000 < X	698.871	0,6%	19,00	0,09%
Total	110.830.894,89	100,00%	20.052	100,00%

Statistics in EUR

ABEST 21
Monthly Investor Report
5.1 Original PB (Graph)

Reporting Date	05/06/2024		
Payment Date	21/06/2024		
Period No			
Monthly Period	01/05/2024 - 31/05/2024		
Interest Period	from	21/05/2024	to 21/06/2024
Collection Period	from	01/05/2024	to 31/05/2024
			= 31 days



ABEST 21
Monthly Investor Report

7. Borrower Concentration

Reporting Date	05/06/2024				
Payment Date	21/06/2024				
Period No					
Monthly Period	01/05/2024 - 31/05/2024				
Interest Period	from	21/05/2024	to	21/06/2024	= 31 days
Collection Period	from	01/05/2024	to	31/05/2024	

No	Current Principal Balance in EUR	Percentage of Balance	Number of Loans
1	315.277,90	0,10%	1
2	292.173,38	0,09%	1
3	270.266,88	0,09%	5
4	268.531,03	0,09%	2
5	266.206,04	0,09%	13
6	247.543,14	0,08%	1
7	233.648,43	0,08%	10
8	207.934,75	0,07%	1
9	185.814,43	0,06%	1
10	185.656,15	0,06%	1
11	171.190,95	0,06%	4
12	169.410,16	0,05%	2
13	165.773,75	0,05%	1
14	156.061,44	0,05%	1
15	154.339,16	0,05%	5
16	150.611,31	0,05%	1
17	148.680,46	0,05%	1
18	146.493,07	0,05%	1
19	146.406,02	0,05%	2
20	142.432,16	0,05%	3
	4.024.450,61	1,29%	57

ABEST 21
Monthly Investor Report

8. Geographical Distribution

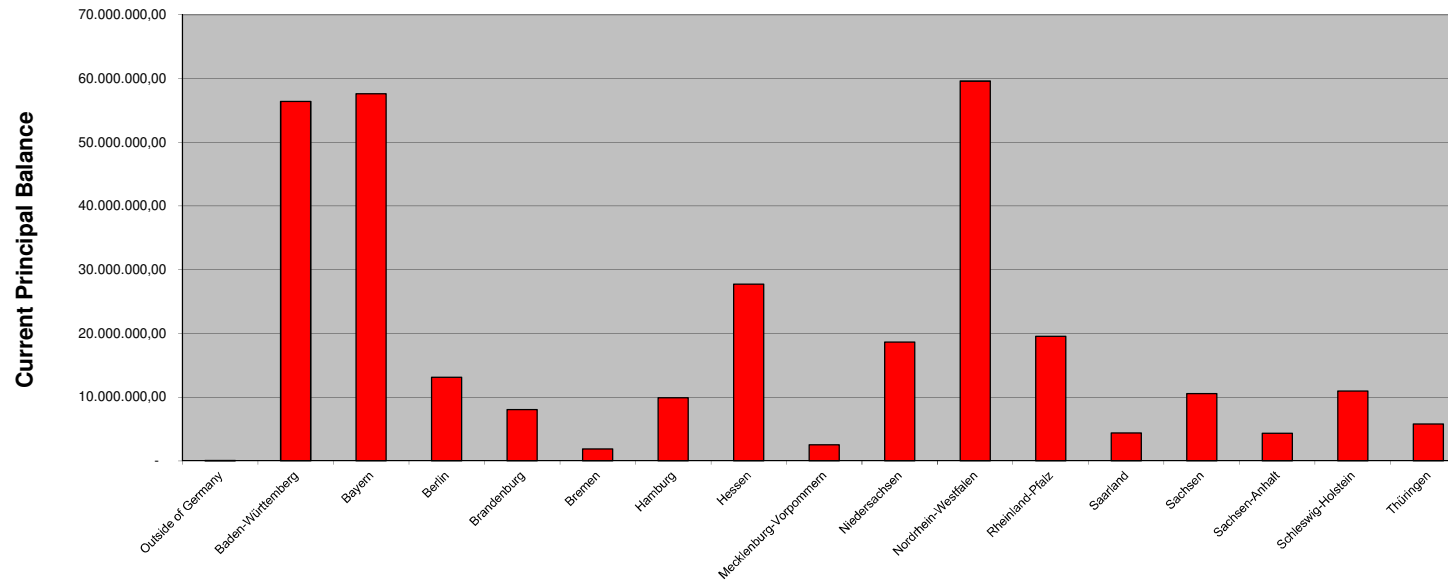
Reporting Date	05/06/2024				
Payment Date	21/06/2024				
Period No					
Monthly Period	01/05/2024 - 31/05/2024				
Interest Period	from	21/05/2024	to	21/06/2024	= 31 days
Collection Period	from	01/05/2024	to	31/05/2024	

<i>State</i>	<i>Current Principal Balance in EUR</i>	<i>Percentage of Balance</i>	<i>Number of Loans</i>	<i>Percentage of Loans</i>
Outside of Germany	59.545,95	0,0%	6	0,0%
Baden-Württemberg	56.363.588,26	18,1%	5.671	19,0%
Bayern	57.596.778,79	18,5%	5.586	18,7%
Berlin	13.121.773,91	4,2%	1.380	4,6%
Brandenburg	8.062.530,09	2,6%	928	3,1%
Bremen	1.860.814,48	0,6%	171	0,6%
Hamburg	9.895.312,77	3,2%	832	2,8%
Hessen	27.694.013,09	8,9%	2.517	8,4%
Mecklenburg-Vorpomm	2.517.718,27	0,8%	218	0,7%
Niedersachsen	18.611.298,34	6,0%	1.826	6,1%
Nordrhein-Westfalen	59.610.446,57	19,2%	5.470	18,3%
Rheinland-Pfalz	19.536.641,22	6,3%	1.721	5,8%
Saarland	4.380.877,13	1,4%	368	1,2%
Sachsen	10.530.003,39	3,4%	1.031	3,5%
Sachsen-Anhalt	4.338.422,50	1,4%	448	1,5%
Schleswig-Holstein	10.945.042,72	3,5%	1.023	3,4%
Thüringen	5.760.994,82	1,9%	619	2,1%
Total	310.885.802,30	100,00%	29.815	100,00%

ABEST 21
Monthly Investor Report

8.1 Geographical Distribution (Graph)

Reporting Date	05/06/2024				
Payment Date	21/06/2024				
Period No					
Monthly Period	01/05/2024 - 31/05/2024				
Interest Period	from	21/05/2024	to	21/06/2024	= 31 days
Collection Period	from	01/05/2024	to	31/05/2024	



ABEST 21
Monthly Investor Report

9. Object Type

Reporting Date	05/06/2024	
Payment Date	21/06/2024	
Period No		
Monthly Period	01/05/2024 - 31/05/2024	
Interest Period	from 21/05/2024 to 21/06/2024	= 31 days
Collection Period	from 01/05/2024 to 31/05/2024	

<i>Balloon Loan</i>				
<i>Object Type</i>	<i>Current Principal Balance in EUR</i>	<i>Percentage of Balance</i>	<i>Number of Loans</i>	<i>Percentage of Loans</i>
Car	185.170.935,93	92,6%	8.735	89,47%
LCV	14.883.971,48	7,4%	1.028	10,53%
Total	200.054.907,41	100%	9.763	100%

<i>Leases</i>				
<i>Object Type</i>	<i>Current Principal Balance in EUR</i>	<i>Percentage of Balance</i>	<i>Number of Loans</i>	<i>Percentage of Loans</i>
Car	99.596.578,57	89,86%	17.873	89,13%
LCV	11.234.316,32	10,14%	2.179	10,87%
Total	110.830.894,89	100%	20.052	100%

ABEST 21
Monthly Investor Report

10. Insurances

Reporting Date			05/06/2024		
Payment Date			21/06/2024		
Period No					
Monthly Period	01/05/2024 - 31/05/2024				
Interest Period	from	21/05/2024	to	21/06/2024	= 31 days
Collection Period	from	01/05/2024	to	31/05/2024	

<i>Contract Type</i>	<i>CPI</i>	<i>GAP</i>	<i>Current Principal Balance in EUR</i>	<i>Percentage of Balance</i>
Balloon Loans	916.508,61	1.353.826,86	200.054.907,41	1,1%
Leases	0,00	0,00	110.830.894,89	0,0%
Total	916.508,61	1.353.826,86	310.885.802,30	0,7%

ABEST 21
Monthly Investor Report

11. Type of Contract

Reporting Date			05/06/2024			
Payment Date			21/06/2024			
Period No						
Monthly Period	01/05/2024 - 31/05/2024					
Interest Period	from	21/05/2024	to	21/06/2024	=	31 days
Collection Period	from	01/05/2024	to	31/05/2024		

<i>Loan Type</i>	<i>Number of Loans</i>	<i>Percentage of Loans in %</i>	<i>Loan Principal in EUR</i>	<i>% of Current Outstanding</i>
Balloon Loans new cars	5.744	19,3%	126.610.906	40,7%
Balloon Loans used cars	4.019	13,5%	73.444.001	23,6%
Leases new cars	20.052	67,3%	110.830.895	35,7%
Total	29.815	100%	310.885.802,30	100,0%

**ABEST 21
Monthly Investor Report**

12. Customer Yield

Reporting Date	05/06/2024		
Payment Date	21/06/2024		
Period No			
Monthly Period	01/05/2024 - 31/05/2024		
Interest Period	from	21/05/2024	to 21/06/2024 = 31 days
Collection Period	from	01/05/2024	to 31/05/2024

<i>Balloon Loan</i>				
<i>Yield Range *</i>	<i>Current Principal Balance in EUR</i>	<i>Percentage of Balance</i>	<i>Number of Loans</i>	<i>Percentage of Loans</i>
0 to 1%	18.978.620,83	9,49%	569	5,83%
1,01 to 2%	19.506.940,92	9,75%	850	8,71%
2,01 to 3%	65.052.739,77	32,52%	3.449	35,33%
3,01 to 4%	62.483.492,58	31,23%	3.432	35,15%
4,01 to 5%	24.495.270,71	12,24%	1.080	11,06%
5,01 to 6%	7.770.948,26	3,88%	295	3,02%
6,01 to 7%	1.405.803,28	0,70%	54	0,55%
7,01 to 8%	361.091,06	0,18%	34	0,35%
8,01 to 9%	0,00	0,00%	0	0,00%
9,01 to 10%	0,00	0,00%	0	0,00%
> 10%	0,00	0,00%	0	0,00%
Total	200.054.907,41	100%	9.763,00	100%

Statistics	in %
WA Interest	3,20

* runs from .00 to .99

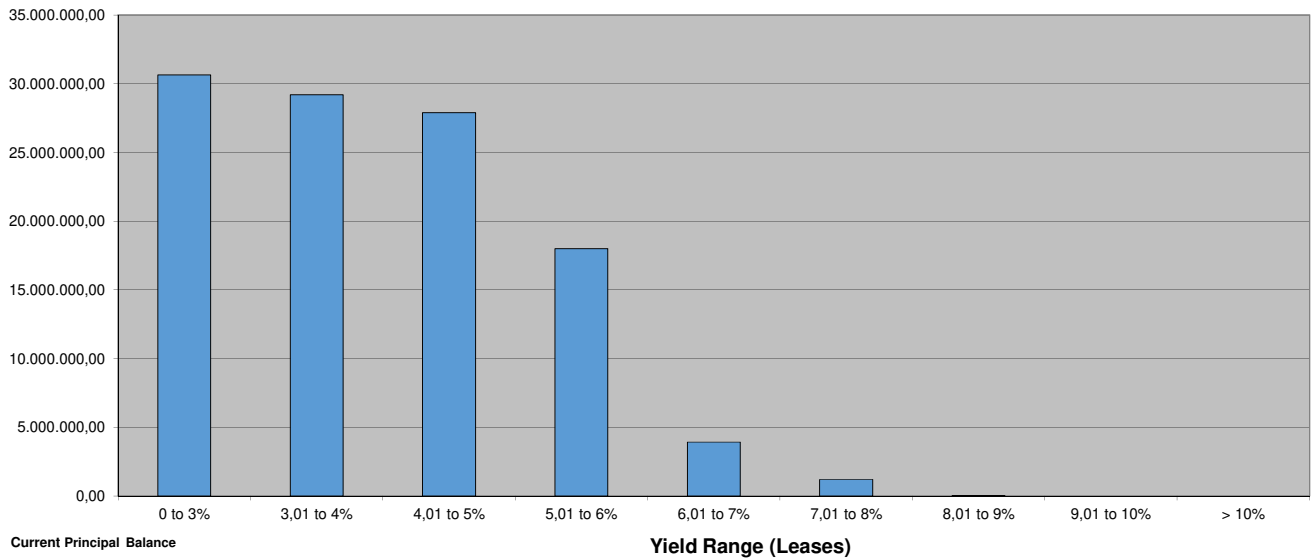
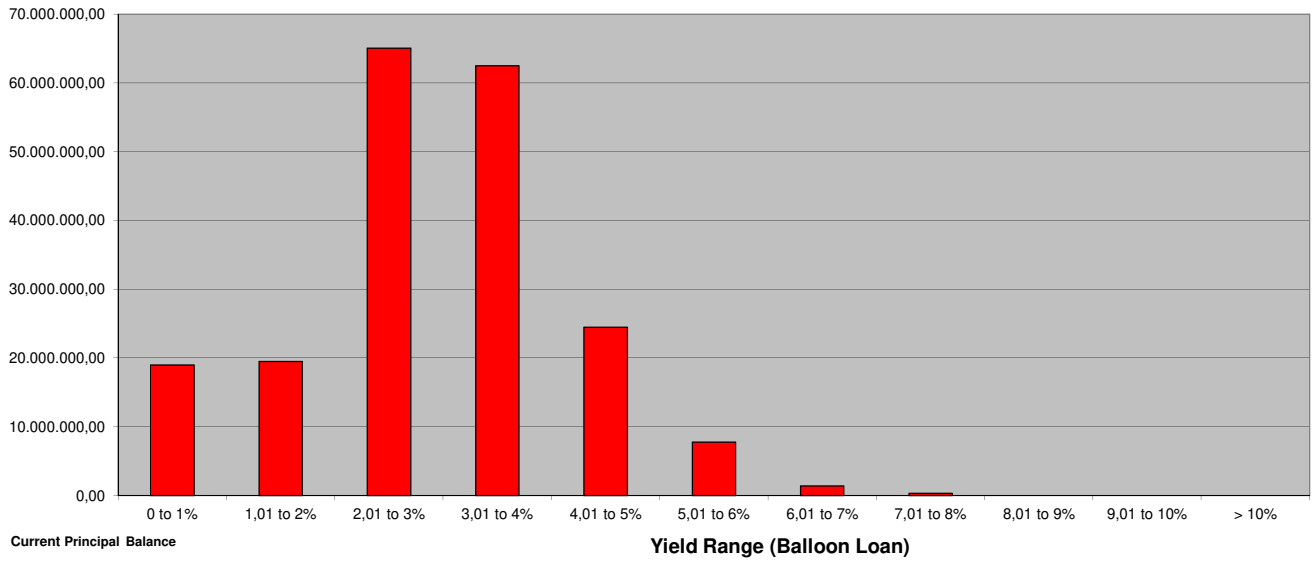
<i>Leases</i>				
<i>Yield Range *</i>	<i>Current Principal Balance in EUR</i>	<i>Percentage of Balance</i>	<i>Number of Loans</i>	<i>Percentage of Loans</i>
0 to 3%	30.639.814,91	27,65%	5.819	29,02%
3,01 to 4%	29.179.480,41	26,33%	6.461	32,22%
4,01 to 5%	27.884.507,96	25,16%	5.114	25,50%
5,01 to 6%	17.990.179,01	16,23%	2.038	10,16%
6,01 to 7%	3.924.110,58	3,54%	496	2,47%
7,01 to 8%	1.196.461,88	1,08%	118	0,59%
8,01 to 9%	16.340,14	0,01%	6	0,03%
9,01 to 10%	0,00	0,00%	0	0,00%
> 10%	0,00	0,00%	0	0,00%
Total	110.830.894,89	100%	20.052,00	100%

Statistics	in %
WA Interest	3,99

ABEST 21
Monthly Investor Report

12.1 Customer Yield (Graph)

Reporting Date	05/06/2024					
Payment Date	21/06/2024					
Period No						
Monthly Period	01/05/2024 - 31/05/2024					
Interest Period	from	21/05/2024	to	21/06/2024	=	31 days
Collection Period	from	01/05/2024	to	31/05/2024		



ABEST 21
Monthly Investor Report

13. Seasoning

Reporting Date	05/06/2024				
Payment Date	21/06/2024				
Period No					
Monthly Period	01/05/2024 - 31/05/2024				
Interest Period	from	21/05/2024	to	21/06/2024	= 31 days
Collection Period	from	01/05/2024	to	31/05/2024	

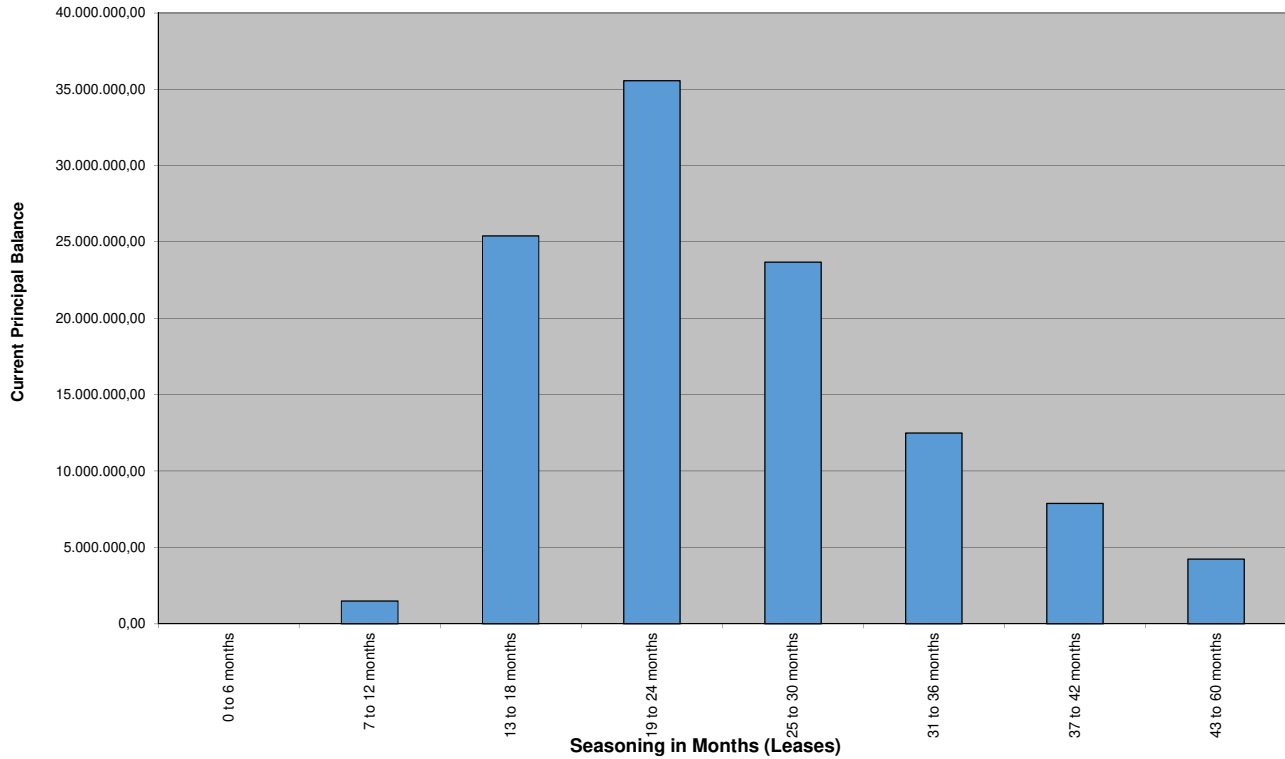
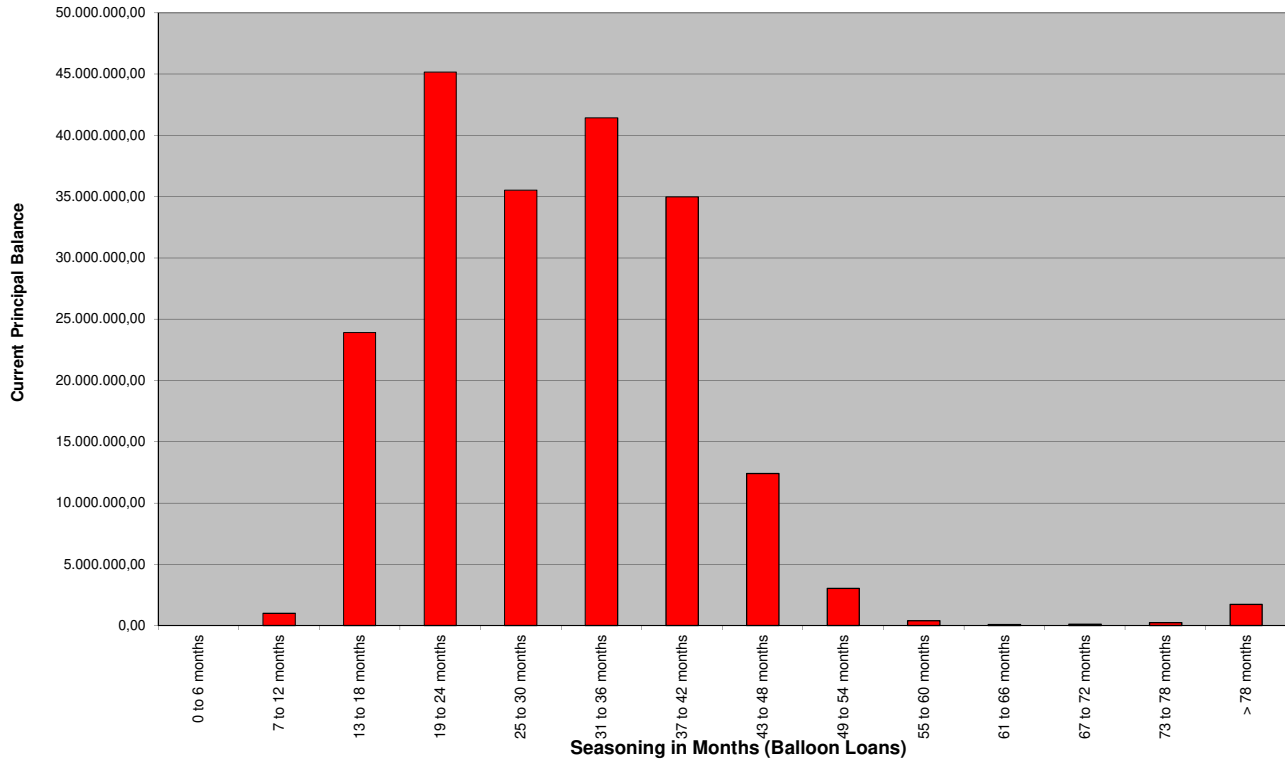
<i>Balloon Loan</i>				
<i>Seasoning in Months</i>	<i>Current Principal Balance in EUR</i>	<i>Percentage of Balance</i>	<i>Number of Loans</i>	<i>Percentage of Loans</i>
0 to 6 months	0,00	0,00%	0	0,00%
7 to 12 months	992.780,05	0,50%	18	0,18%
13 to 18 months	23.919.556,05	11,96%	623	6,38%
19 to 24 months	45.172.128,47	22,58%	1.544	15,81%
25 to 30 months	35.532.062,28	17,76%	1.616	16,55%
31 to 36 months	41.421.982,08	20,71%	2.269	23,24%
37 to 42 months	34.965.496,94	17,48%	2.220	22,74%
43 to 48 months	12.404.015,17	6,20%	922	9,44%
49 to 54 months	3.053.748,99	1,53%	205	2,10%
55 to 60 months	403.048,08	0,20%	34	0,35%
61 to 66 months	79.773,39	0,04%	11	0,11%
67 to 72 months	107.443,83	0,05%	14	0,14%
73 to 78 months	259.538,06	0,13%	31	0,32%
> 78 months	1.743.334,02	0,87%	256	2,62%
Total	200.054.907,41	100,00%	9.763	100,00%

<i>Leases</i>				
<i>Seasoning in Months</i>	<i>Current Principal Balance in EUR</i>	<i>Percentage of Balance</i>	<i>Number of Loans</i>	<i>Percentage of Loans</i>
0 to 6 months	0,00	0,00%	0	0,00%
7 to 12 months	1.503.168,73	1,36%	73	0,36%
13 to 18 months	25.408.227,92	22,93%	2.652	13,23%
19 to 24 months	35.573.656,36	32,10%	4.846	24,17%
25 to 30 months	23.692.650,31	21,38%	4.003	19,96%
31 to 36 months	12.505.563,82	11,28%	3.330	16,61%
37 to 42 months	7.900.187,66	7,13%	2.480	12,37%
43 to 60 months	4.247.440,09	3,83%	2.668	13,31%
Total	110.830.894,89	100,00%	20.052	100,00%

**ABEST 21
Monthly Investor Report**

13.1 Seasoning (Graph)

Reporting Date	05/06/2024					
Payment Date	21/06/2024					
Period No						
Monthly Period	01/05/2024 - 31/05/2024					
Interest Period	from	21/05/2024	to	21/06/2024	=	31 days
Collection Period	from	01/05/2024	to	31/05/2024		



ABEST 21
Monthly Investor Report

14. Remaining Term

Reporting Date	05/06/2024				
Payment Date	21/06/2024				
Period No					
Monthly Period	01/05/2024 - 31/05/2024				
Interest Period	from	21/05/2024	to	21/06/2024	= 31 days
Collection Period	from	01/05/2024	to	31/05/2024	

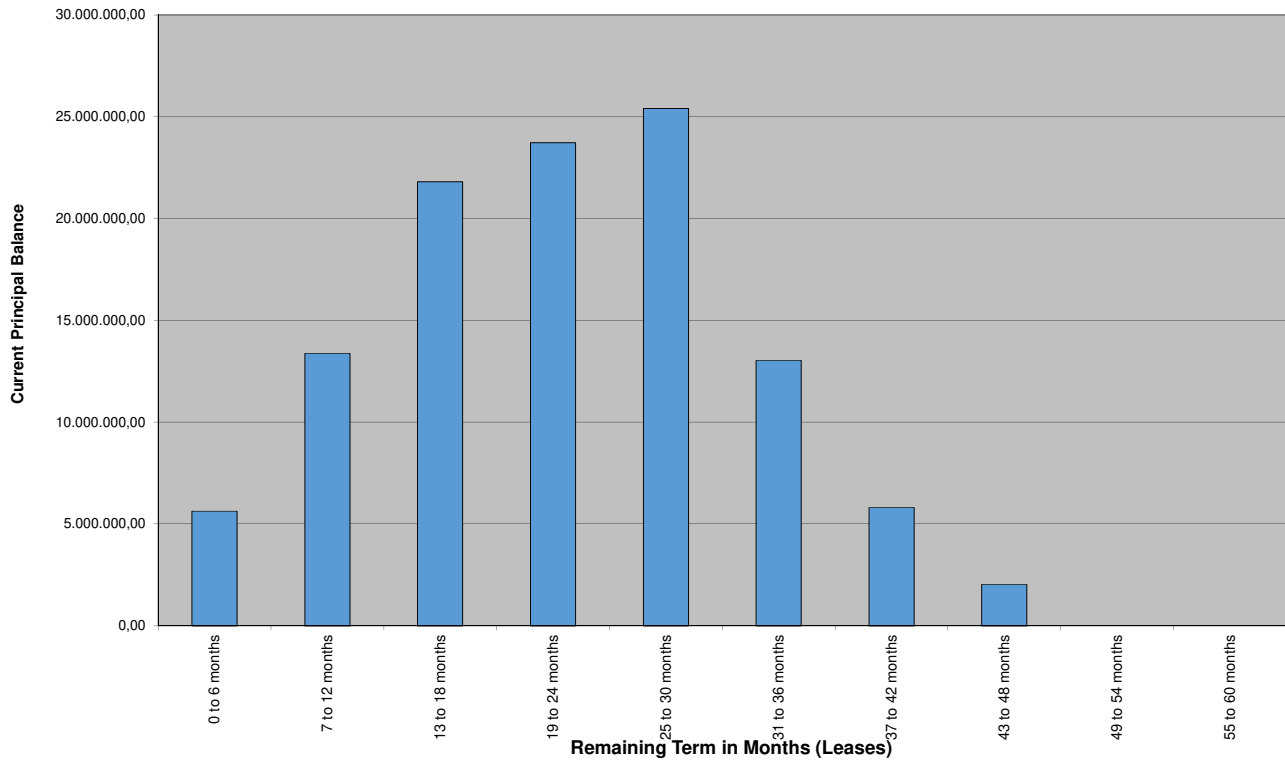
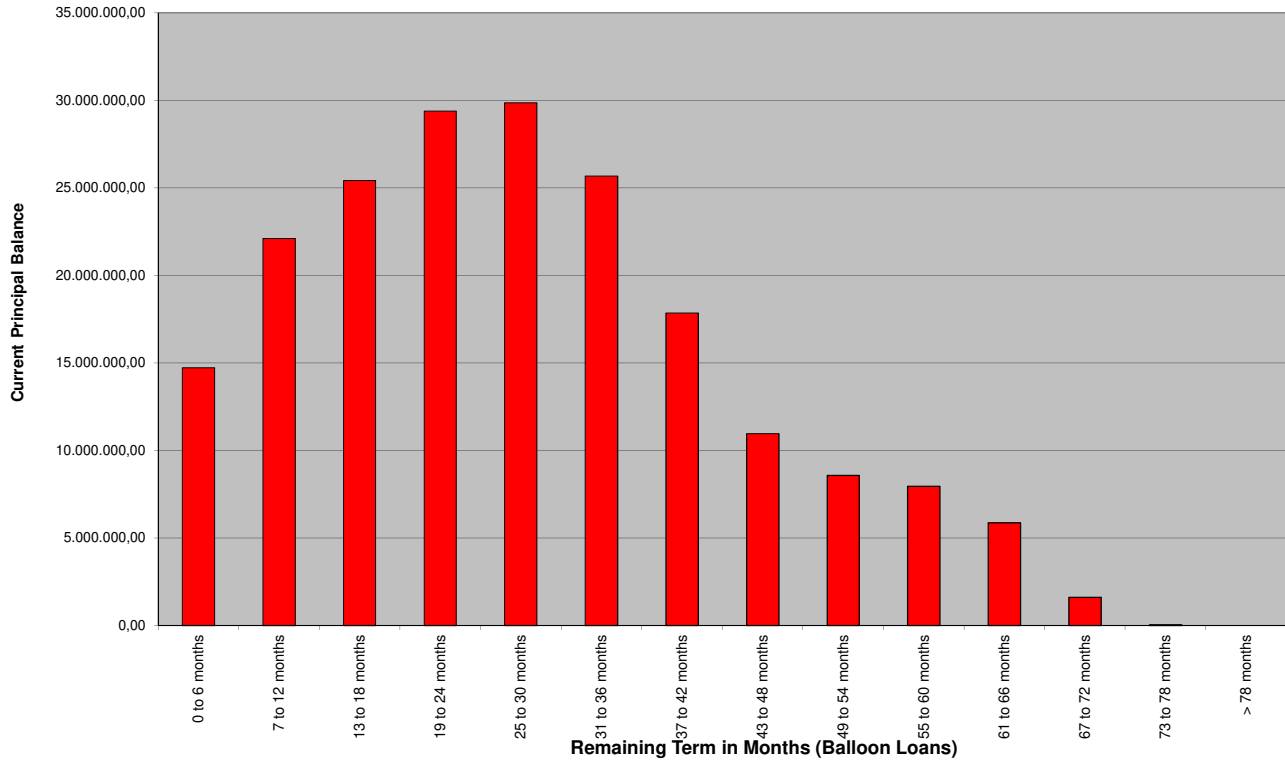
<i>Balloon Loan</i>				
<i>Remaining Term in Months</i>	<i>Current Principal Balance in EUR</i>	<i>Percentage of Balance</i>	<i>Number of Loans</i>	<i>Percentage of Loans</i>
0 to 6 months	14.715.025,23	7,36%	0	0,00%
7 to 12 months	22.108.273,74	11,05%	18	0,18%
13 to 18 months	25.422.525,81	12,71%	623	6,38%
19 to 24 months	29.385.628,75	14,69%	1.544	15,81%
25 to 30 months	29.861.395,36	14,93%	1.616	16,55%
31 to 36 months	25.670.515,59	12,83%	2.269	23,24%
37 to 42 months	17.853.968,63	8,92%	2.220	22,74%
43 to 48 months	10.956.950,91	5,48%	922	9,44%
49 to 54 months	8.587.608,34	4,29%	205	2,10%
55 to 60 months	7.965.122,12	3,98%	34	0,35%
61 to 66 months	5.871.538,35	2,93%	11	0,11%
67 to 72 months	1.619.126,29	0,81%	14	0,14%
73 to 78 months	37.228,29	0,02%	31	0,32%
> 78 months	0,00	0,00%	256	2,62%
Total	200.054.907,41	100,00%	9.763	100,00%

<i>Leases</i>				
<i>Remaining Term in Months</i>	<i>Current Principal Balance in EUR</i>	<i>Percentage of Balance</i>	<i>Number of Loans</i>	<i>Percentage of Loans</i>
0 to 6 months	5.637.985,46	5,09%	4.557	22,73%
7 to 12 months	13.389.490,02	12,08%	3.975	19,82%
13 to 18 months	21.796.839,73	19,67%	3.944	19,67%
19 to 24 months	23.726.153,97	21,41%	3.061	15,27%
25 to 30 months	25.400.379,37	22,92%	3.078	15,35%
31 to 36 months	13.033.965,63	11,76%	957	4,77%
37 to 42 months	5.803.326,77	5,24%	394	1,96%
43 to 48 months	2.042.753,94	1,84%	86	0,43%
49 to 54 months	0,00	0,00%	0	0,00%
55 to 60 months	0,00	0,00%	0	0,00%
Total	110.830.894,89	100,00%	20.052	100,00%

**ABEST 21
Monthly Investor Report**

14.1 Remaining Term (Graph)

Reporting Date	05/06/2024					
Payment Date	21/06/2024					
Period No						
Monthly Period	01/05/2024 - 31/05/2024					
Interest Period	from	21/05/2024	to	21/06/2024	=	31 days
Collection Period	from	01/05/2024	to	31/05/2024		



**ABEST 21
Monthly Investor Report**

15. Original Term

Reporting Date	05/06/2024			
Payment Date	21/06/2024			
Period No				
Monthly Period	01/05/2024 - 31/05/2024			
Interest Period	from	21/05/2024	to	21/06/2024 = 31 days
Collection Period	from	01/05/2024	to	31/05/2024

<i>Balloon Loan</i>				
<i>Remaining Term in Months</i>	<i>Current Principal Balance in EUR</i>	<i>Percentage of Balance</i>	<i>Number of Loans</i>	<i>Percentage of Loans</i>
0 to 6 months	0,00	0,00%	0	0,00%
7 to 12 months	0,00	0,00%	0	0,00%
13 to 18 months	0,00	0,00%	0	0,00%
19 to 24 months	1.839.520,85	0,92%	53	0,54%
25 to 30 months	55.475,58	0,03%	5	0,05%
31 to 36 months	15.328.815,23	7,66%	658	6,74%
37 to 42 months	619.282,90	0,31%	30	0,31%
43 to 48 months	82.050.944,52	41,01%	4.141	42,42%
49 to 54 months	1.215.078,28	0,61%	58	0,59%
55 to 60 months	47.875.399,92	23,93%	2.259	23,14%
61 to 66 months	1.023.249,34	0,51%	50	0,51%
67 to 72 months	15.395.071,43	7,70%	705	7,22%
73 to 78 months	1.263.544,39	0,63%	62	0,64%
> 78 months	33.388.524,97	16,69%	1.742	17,84%
Total	200.054.907,41	100,00%	9.763	100,00%

Statistics	
WA Original Term	57,88

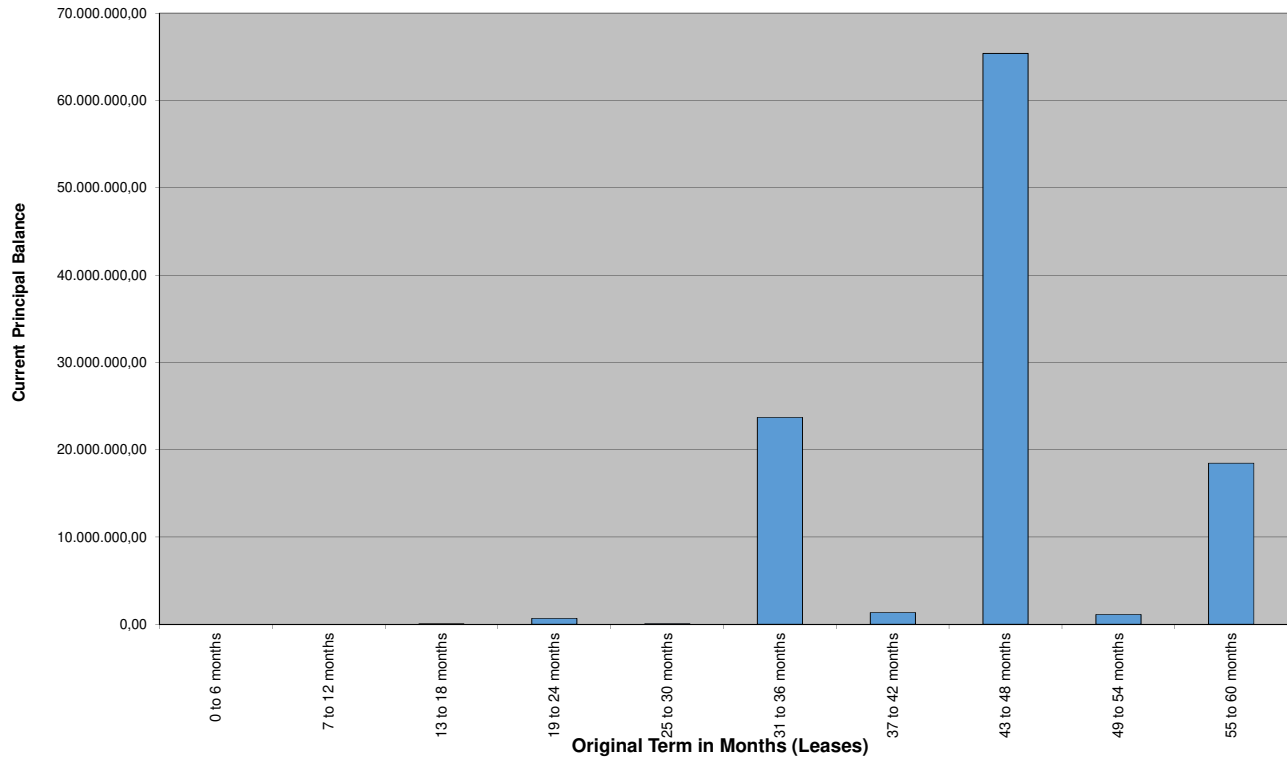
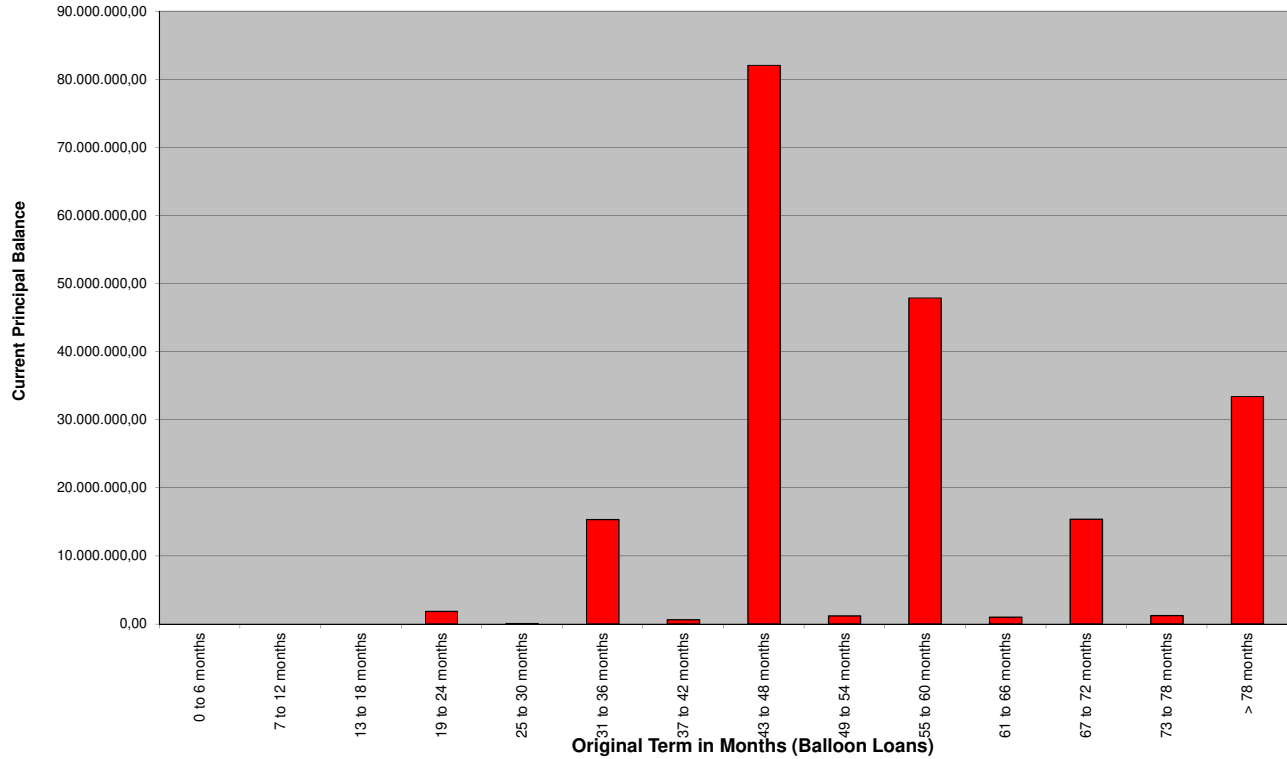
<i>Leases</i>				
<i>Remaining Term in Months</i>	<i>Current Principal Balance in EUR</i>	<i>Percentage of Balance</i>	<i>Number of Loans</i>	<i>Percentage of Loans</i>
0 to 6 months	0,00	0,00%	0	0,00%
7 to 12 months	0,00	0,00%	0	0,00%
13 to 18 months	124,98	0,00%	1	0,00%
19 to 24 months	696.543,25	0,63%	732	3,65%
25 to 30 months	68.805,76	0,06%	24	0,12%
31 to 36 months	23.703.000,83	21,39%	4.803	23,95%
37 to 42 months	1.350.960,43	1,22%	159	0,79%
43 to 48 months	65.411.263,49	59,02%	12.131	60,50%
49 to 54 months	1.133.817,49	1,02%	108	0,54%
55 to 60 months	18.466.378,66	16,66%	2.094	10,44%
Total	110.830.894,89	100,00%	20.052	100,00%

Statistics	
WA Original Term	47,24

**ABEST 21
Monthly Investor Report**

15.1 Original Term (Graph)

Reporting Date	05/06/2024					
Payment Date	21/06/2024					
Period No						
Monthly Period	01/05/2024 - 31/05/2024					
Interest Period	from	21/05/2024	to	21/06/2024	=	31 days
Collection Period	from	01/05/2024	to	31/05/2024		



ABEST 21
Monthly Investor Report

16. Manufacturer

Reporting Date	05/06/2024				
Payment Date	21/06/2024				
Period No					
Monthly Period	01/05/2024 - 31/05/2024				
Interest Period	from	21/05/2024	to	21/06/2024	= 31 days
Collection Period	from	01/05/2024	to	31/05/2024	

<i>Manufacturer</i>	<i>Current Principal Balance in EUR</i>	<i>Percentage of Balance</i>	<i>Number of Loans</i>	<i>Percentage of Loans</i>
Alfa Romeo	12.854.845,02	4,13%	974	3,27%
Chrysler	0,00	0,00%	0	0,00%
Dodge	92.577,86	0,03%	3	0,01%
Fiat	81.396.675,51	26,18%	14.897	49,96%
Jaquar	31.083.829,71	10,00%	2.334	7,83%
Jeep	39.254.845,27	12,63%	3.613	12,12%
Lancia	13.918,15	0,00%	2	0,01%
LandRover	109.118.819,37	35,10%	5.970	20,02%
Maserati	5.999.526,82	1,93%	326	1,09%
Others	31.070.764,59	9,99%	1.696	5,69%
	310.885.802,30	100,00%	29.815,00	100,00%

ABEST 21
Monthly Investor Report

17. Priority of Payments

Reporting Date	05/06/2024		
Payment Date	21/06/2024		
Period No			
Monthly Period	01/05/2024 - 31/05/2024		
Interest Period	from	21/05/2024	to 21/06/2024 = 31 days
Collection Period	from	01/05/2024	to 31/05/2024

Priority of Payments during the Revolving Period

Available Distribution Amount	+
1. Payable Expenses	-
2. To credit into Expenses Account the Withholding Amount	-
3. Remuneration to the Trustee	-
4. Remuneration to the Account Bank, the Calculation Agent, the Data Trustee, the Principal Paying Agent, the Corporate Servicer, the Servicer, the Back-Up Servicer Facilitator, the Back-Up Servicer (once appointed) and any other invoiced costs	-
5. to pay pari passu and pro rata to the Swap Counterparty	-
6. Interest on Class A	-
7. Interest on Class B	-
8. Interest on Class C	-
9. Interest on Class D	-
10. Interest on Class E	-
11. Required Reserved Amount on the Reserve Account	-
12. Purchase Price of Additional Portfolio	-
13. To credit the Replenishment Amount to the Replenishment Account	-
14. To pay any amount due and payable to the Swap Counterparties resulting from an Event of Default	-
15. To pay to Originator and to Servicer any amount due and payable not already paid	-
16. Interest on Class M	-
17. to pay the Final Excess Spread (if any) to the Class M Noteholder	-

Payment

Priority of Payments during the Amortisation Period

Available Distribution Amount	+	16.758.085,74
a 1. Payable Expenses	-	-
b 2. To credit into Expenses Account the Withholding Amount	-	0,00
c 3. Remuneration to the Trustee (including costs and expenses)	-	-
4. Remuneration to the Account Bank, the Calculation Agent, the Data Trustee, the Principal Paying Agent, the Corporate Servicer, the Servicer, the Back-Up Servicer Facilitator, the Back-Up Servicer (once appointed) and any other invoiced costs	-	916,67
e 5. to pay pari passu and pro rata to the Swap Counterparty	-	2.582,92
f 6. Class A Interest Amount	-	933.363,31
g 7. Class B Interest Amount	-	11.586,25
h 8. Class C Interest Amount	-	21.743,06
i 9. Class D Interest Amount	-	26.427,50
j 10. Class E Interest Amount	-	38.276,39
k 11. to credit to the Reserve Account the Required Reserve Amount	-	-
l 12. to pay pari passu and pro rata, the Class A Redemption Amount	-	13.961.370,12
m 13. to pay pari passu and pro rata, the Class B Redemption Amount (provided that Class A Notes have been redeemed in full)	-	-
n 14. to pay pari passu and pro rata, the Class C Redemption Amount (provided that Class B Notes have been redeemed in full)	-	-
o 15. to pay pari passu and pro rata, the Class D Redemption Amount (provided that Class C Notes have been redeemed in full)	-	-
p 16. to pay pari passu and pro rata, the Class E Redemption Amount (provided that Class D Notes have been redeemed in full)	-	-
q 17. To pay any amount due and payable to the Swap Counterparties resulting from an Event of Default	-	-
r 18. to pay to Originator and to Servicer any amount due and payable not already paid	-	-
s 19. Class M Interest Amount	-	97.951,39
t 20. to pay pari passu and pro rata, the Class M Redemption Amount (provided that Class E Notes have been redeemed in full)	-	-
u 21. to pay the Final Excess Spread (if any) to the Class M Noteholder	-	1.663.868,13
v		

Payment

ABEST 21
Monthly Investor Report

18. Transaction Costs

Reporting Date	05/06/2024				
Payment Date	21/06/2024				
Period No					
Monthly Period	01/05/2024 - 31/05/2024				
Interest Period	from	21/05/2024	to	21/06/2024	= 31 days
Collection Period	from	01/05/2024	to	31/05/2024	

Transaction Costs	312.600.059,3	226.000.059,3	20.700.000,0	20.200.000,0	15.500.000,0	12.700.000,0	17.500.000,0
	All notes	Class A	Class B	Class C	Class D	Class E	Class M
Senior Expenses	- €	-	-	-	-	-	-
Interest accrued for the Period	1.129.347,90 €	933.363,31 €	11.586,25 €	21.743,06 €	26.427,50 €	38.276,39 €	97.951,39 €
Interest Payments	1.129.347,90 €	933.363,31 €	11.586,25 €	21.743,06 €	26.427,50 €	38.276,39 €	97.951,39 €
Unpaid Interest for the Period							
Cumulative Unpaid Interest							

ABEST 21
Monthly Investor Report

19. Swap Counterparty Data

Reporting Date	05/06/2024			
Payment Date	21/06/2024			
Period No				
Monthly Period	01/05/2024 - 31/05/2024			
Interest Period	from	21/05/2024	to	21/06/2024 = 31 days
Collection Period	from	01/05/2024	to	31/05/2024

Swap Counterparty Data

Swap Counterparty Provider

CA Auto Bank S.p.A. Niederlassung Deutschland

Swap Data

Swap Type	IRS
Notional Amount	239.961.429,43
Fixed Rate	0,42
Floating Rate (Euribor)	3,8170
Net Swap Payments	-875.505,94

ABEST 21
Monthly Investor Report

20. Retention

Reporting Date	05/06/2024				
Payment Date	21/06/2024				
Period No					
Monthly Period	01/05/2024 - 31/05/2024				
Interest Period	from	21/05/2024	to	21/06/2024	= 31 days
Collection Period	from	01/05/2024	to	31/05/2024	

Retention according to Article 6 of Regulation (EU) No 2017/2402

Net Economic Interest Retained by the Originator	Outstanding Balance	Percentage of Outstanding Portfolio (%)
Class A Notes	239.961.429,43	77,19%
Class B Notes	20.700.000,00	6,66%
Class C Notes	20.200.000,00	6,50%
Class D Notes	15.500.000,00	4,99%
Class E Notes	12.700.000,00	4,09%
Class M Notes	17.500.000,00	5,63%

Retention Amount	EUR	%
Minimum Retention Class A	-	0,00%
Minimum Retention Class B	-	0,00%
Minimum Retention Class C	-	0,00%
Minimum Retention Class D	-	0,00%
Minimum Retention Class E	-	0,00%
Minimum Retention Class M	15.544.290,12	5,00%

Actual Retention Class A	-	0,00%
Actual Retention Class B	20.700.000,00	6,66%
Actual Retention Class C	20.200.000,00	6,50%
Actual Retention Class D	15.500.000,00	4,99%
Actual Retention Class E	12.700.000,00	4,09%
Actual Retention Class M	17.500.000,00	5,63%

The Originator will retain for the life of the Transaction a material net economic interest of not less than 5 per cent. in the Transaction in accordance with Article 6 of Regulation (EU) No 2017/2402 of the European Parliament and of the Council of 12 December 2017 laying down a general framework for securitisation and creating a specific framework for simple, transparent and standardised securitisation, and amending Directives 2009/65/EC, 2009/138/EC and 2011/61/EU and Regulations (EC) No. 1060/2009 and (EU) No. 648/2012 (as amended) (the "European Securitisation Regulation"), provided that the level of retention may reduce over time in compliance with Article 10 (2) of Commission Delegated Regulation 625/2014 (the "Retention RTS"). As of the Issue Date and thereafter on an on-going basis, the Originator will retain the Class M Notes (the "Retained Notes") representing not less than 5 per cent. of the nominal value of the securitised exposures, as set out in Article 6(3)(d) of the European Securitisation Regulation.

ABEST 21
Monthly Investor Report

21. Counterparties I

Reporting Date	05/06/2024				
Payment Date	21/06/2024				
Period No					
Monthly Period	01/05/2024 - 31/05/2024				
Interest Period	from	21/05/2024	to	21/06/2024	= 31 days
Collection Period	from	01/05/2024	to	31/05/2024	

Joint Lead Managers: CA-CIB
 Unicredit Bank AG

Transaction Account: The Bank of New York Mellon, Frankfurt Branch

Paying Agent: The Bank of New York Mellon, London Branch

Swap Counterparty: CA Auto Bank S.p.A. Niederlassung Deutschland

Moody's			Fitch		
Long Term	Short Term	Outlook	Long Term	Short Term	Outlook
Aa3	P-1	STABLE	A+	F1	STABLE
A2	P-1	NEGATIVE	BBB+	F2	STABLE
Aa2	P-1	STABLE	AA	F1+	STABLE
n.a.	n.a.	n.a.	n.a.	n.a.	n.a.
n.a.	n.a.	n.a.	n.a.	n.a.	n.a.

**ABEST 21
Monthly Investor Report**

22. Counterparties II

Reporting Date	05/06/2024					
Payment Date	21/06/2024					
Period No						
Monthly Period	01/05/2024 - 31/05/2024					
Interest Period	from	21/05/2024	to	21/06/2024	=	31 days
Collection Period	from	01/05/2024	to	31/05/2024		

Transaction Security Trustee: STICHTING SECURITY TRUSTEE ABEST 21

Data Trustee: DATA CUSTODY AGENT SERVICES B.V.

Rating Agencies: Moody's Fitch Ratings GmbH

Corporate Administration: INTERTRUST MANAGEMENT B.V.

ABEST 21
Monthly Investor Report

23. Issuer Information

Reporting Date		05/06/2024				
Payment Date		21/06/2024				
Period No						
Monthly Period		01/05/2024 - 31/05/2024				
Interest Period	from	21/05/2024	to	21/06/2024	=	31 days
Collection Period	from	01/05/2024	to	31/05/2024		

Deal Name: ABEST 21

Issuer: ABEST 21

Seller of the Receivables: CA Auto Bank S.p.A. Niederlassung Deutschland

Servicer Name: CA Auto Bank S.p.A. Niederlassung Deutschland

Reporting Entity: Ca-cib Milan

Contact: Doriana Bettini
doriana.bettini@ca-cib.com

ABEST 21
Monthly Investor Report

24. Originator, Servicer

Reporting Date	05/06/2024				
Payment Date	21/06/2024				
Period No	0				
Monthly Period	01/05/2024 - 31/05/2024				
Interest Period	from	21/05/2024	to	21/06/2024	= 31 days
Collection Period	from	01/05/2024	to	31/05/2024	

Contact Details

CA Auto Bank S.p.A. Niederlassung Deutschland

heike.simon@ca-autobank.com

Ratings CA Auto Bank SpA

(Downgrade Event)

In respect of the Servicer, and only if the Originator acts as Servicer, that the long-term rating of CA Auto Bank Spa unsecured, unsubordinated and unguaranteed debt obligations falls below Ba3 by Moody's

Moody's
Ba3

ABEST 21
Monthly Investor Report

25. Glossary

Reporting Date		05/06/2024				
Payment Date		21/06/2024				
Period No		0				
Monthly Period		01/05/2024 - 31/05/2024				
Interest Period	from	21/05/2024	to	21/06/2024	=	31 days
Collection Period	from	01/05/2024	to	31/05/2024		

Ca-cib Milano
Calculation Agent
Doriana.bettini@ca-cib.com