

ABEST 21
Monthly Investor Report

Cover Sheet Monthly Investor Report

Reporting Date	05/09/2023				
Payment Date	21/09/2023				
Period No					
Monthly Period	01/08/2023 - 31/08/2023				
Interest Period	from	21/08/2023	to	21/09/2023	= 31 days
Collection Period	from	01/08/2023	to	31/08/2023	

Index	Page
1. Portfolio Information	1
2. Reserve Accounts	2
3. Performance Data	3
4. Outstanding Notes	4
5. Original Principal Balance	5
5.1 Original PB (Graph)	5.1
6. Current Principal Balance	6
6.1 Current PB (Graph)	6.1
7. Borrower Concentration	7
8. Geographical Distribution	8
8.1 Geographical (Graph)	8.1
9. Object Type	9
10. Insurance Coverage	10
11. Contract Type	11
12. Customer Yield	12
12.1 Customer Yield (Graph)	13
13. Seasoning	13
13.1 Seasoning (Graph)	14
14. Remaining Term	14.1
14.1 Remaining Term (Graph)	15
15. Original Term	15.1
15.1 Original Term (Graph)	16
16. Manufacturer	16
17. Priority of Payments	17
18. Transaction Costs	18
19. Swap Counterparty Data	19
20. Retention	20
21. Counterparties I	21
22. Counterparties II	22
23. Originator	23
24. Disclaimer	24

ABEST 21
Monthly Investor Report

1. Portfolio Information

Reporting Date	05/09/2023				
Payment Date	21/09/2023				
Period No					
Monthly Period	01/08/2023 - 31/08/2023				
Interest Period from	21/08/2023	to	21/09/2023	=	31 days
Collection Period from	01/08/2023	to	31/08/2023		

	No. of Contracts	current period Aggregate Outstanding Principal Amount	previous period Aggregate Outstanding Principal Amount
Outstanding Receivables			
Beginning of Period (collection period)		465.935.669,44 €	483.644.732,32
Scheduled Principal Payments		13.285.085,41 €	13.810.754,98
Prepayment Principal		2.821.914,60 €	2.846.553,92
Others		1.179.695,40 €	936.635,89
Recoveries		84.677,31 €	19.967,00
Total Principal Collections		17.371.372,72 €	17.613.911,79
Total Interest Collections		2.180.372,31 €	2.395.273,29
Defaults		16.032,86	95.151,09
End of Period (after Payment Date)	39.713	448.548.263,86 €	465.935.669,44
Balance of the Replenishment account (after Payment Date)		- €	-
Current Prepayment Rate (annualised)		7,27%	7,06%
New sale Offer		- €	-

ABEST 21
Monthly Investor Report

2. Reserve Accounts

Reporting Date	05/09/2023				
Payment Date	21/09/2023				
Period No					
Monthly Period	01/08/2023 - 31/08/2023				
Interest Period from	21/08/2023	to	21/09/2023	=	31 days
Collection Period from	01/08/2023	to	31/08/2023		

Notes Balance

Beginning of Period	468.335.669,44
End of Period	450.948.263,86

Reserve Accounts

Reserve Account	in %	euro	Trigger Event y/n
Beginning of Period	0,5%	2.254.178,35 €	NO
Cash Outflow	86.937,03		
Cash Inflow	-		
End of Period	0,5%	2.167.241,32 €	
Required Reserve Fund	€ 2.167.241,32		

ABEST 21
Monthly Investor Report

3. Performance Data

Reporting Date	05/09/2023				
Payment Date	21/09/2023				
Period No					
Monthly Period	01/08/2023 - 31/08/2023				
Interest Period from	21/08/2023	to	21/09/2023	=	31 days
Collection Period from	01/08/2023	to	31/08/2023		

Note Balance

Beginning of Period	468.335.669,44 €
End of Period	450.948.263,86 €

Ratios

3-MRA* 31- 60 days past due

31- 60 days past due period before previous period	0,00%
31- 60 days past due previous period	0,00%
31- 60 days past due current period	4.985.942,08 €

3-MRA* 61-90 days past due

61- 90 days past due period before previous period	0,00%
61- 90 days past due previous period	0,00%
61- 90 days past due current period	1.174.101,58 €

3-MRA* 91-120 days past due

91- 120 days past due period before previous period	0,00%
91- 120 days past due previous period	0,00%
91- 120 days past due current period	613.523,57 €

Early Amortisation Event

Cumulative Default Level

Cumulative Default Level period before previous period	0,16%
Cumulative Default Level previous period	0,18%
Cumulative Default Level current period	0,18%

Trigger Breach (if higher than 3.70% for 2 consecutive Calculation Dates)

NO

Delinquency Level

Delinquency Level period before previous period	0,08%
Delinquency Level previous period	0,08%
Delinquency Level current period	0,06%

Trigger Breach (if higher than 1% for 2 consecutive Calculation Dates)

NO

Principal Deficiency Amount Shortfall

Trigger Breach (if the Principal Deficiency Amount Shortfall is higher than zero)

NO

Replenishment Amount

Trigger Breach (if Replenishment Amount is higher than 20% of the Aggregate Rated Notes Outstanding Amount on each of three consecutive Calculation Dates)

NO

Performance Data

Number of Contracts being 31-60 Days delinquent	343
Number of Contracts being 61-90 Days delinquent	83
Number of Contracts being 91-120 Days delinquent	48
Gross instalments being 31-60 days delinquent	36.389,98
Gross instalments being 61-90 days delinquent	16.210,09
Gross instalments being 91-120 days delinquent	3.747,90
Current Period Termination	186.012,04
Cumulative Termination	1.811.868,42
New number of Contracts being terminated	18,00
Total number of Contracts being terminated	292,00
Current Period Recoveries	84.677,31
Cumulative Recoveries	244.103,45

ABEST 21
Monthly Investor Report

4. Outstanding Notes

Reporting Date	05/09/2023				
Payment Date	21/09/2023				
Period No					
Monthly Period	01/08/2023 - 31/08/2023				
Interest Period from	21/08/2023	to	21/09/2023	=	31 days
Collection Period from	01/08/2023	to	31/08/2023		

Principal Payable Amount (during Amortising Period)

1. Note Balance	All notes	Class A	Class B	Class C	Class D	Class E	Class M
General Note Information							
ISIN Code	XS2367164493		XS2368146457	XS2368150210	XS2368152695	XS2368153156	XS2368153586
Currency	EURO	EURO	EURO	EURO	EURO	EURO	EURO
Initial Tranching	82,2%	4,3%	4,2%	3,2%	2,6%	3,6%	
Legal Maturity	set 2031	set 2031	set 2031	set 2031	set 2031	set 2031	set 2031
Expected Maturity	set 2031	set 2031	set 2031	set 2031	set 2031	set 2031	set 2031
Original Rating (Fitch / Moody's)	AAAsf/Aaa(sf)	AAAsf/Aa1(sf)	Asf/Aa3(sf)	BBBsf/A3(sf)	BBsf/Ba1(sf)	n/a	n/a
Current Rating (Fitch / Moody's)*	AAAsf/Aaa(sf)	AAAsf/Aaa(sf)	Asf/Aa1(sf)	BBBsf/A1(sf)	BBsf/Baa1(sf)	n/a	n/a
Initial Notes Aggregate Principal Outstanding Balance	400.000.000,00 €	20.700.000,00 €	20.200.000,00 €	15.500.000,00 €	12.700.000,00 €	17.500.000,00 €	
Initial Nominal per Note	100.000,00 €	100.000,00 €	100.000,00 €	100.000,00 €	100.000,00 €	100.000,00 €	100.000,00 €
Initial Number of Notes per Class	4.000	207	202	155	127	175	
Current Note Information							
Class Principal Outstanding Balance Beginning of Period	381.735.669,44 €	20.700.000,00 €	20.200.000,00 €	15.500.000,00 €	12.700.000,00 €	17.500.000,00 €	
Amortisation	17.387.405,58	n.a.	n.a.	n.a.	n.a.	n.a.	n.a.
Redemption per Note	0,00 €	0,00 €	0,00 €	0,00 €	0,00 €	0,00 €	0,00 €
Class Principal Outstanding Balance End of Period	364.348.263,86 €	20.700.000,00 €	20.200.000,00 €	15.500.000,00 €	12.700.000,00 €	17.500.000,00 €	
Current Tranching	80,8%	4,6%	4,5%	3,4%	2,8%	3,9%	
Current Pool Factor	0,91	1,00	1,00	1,00	1,00	1,00	
2. Payments to Investors per Note							
Interest Rate Basis: 1-M Euribor / Spread	4,332						
DayCount Convention	ACT/360	ACT/360	ACT/360	ACT/360	ACT/360	ACT/360	ACT/360
Interest Days	31 days	31 days	31 days	31 days	31 days	31 days	31 days
Principal Outstanding Beginning of Period	381.735.669,44 €	20.700.000,00 €	20.200.000,00 €	15.500.000,00 €	12.700.000,00 €	17.500.000,00 €	
> Principal Repayment	17.387.405,58 €	0,00 €	0,00 €	0,00 €	0,00 €	0,00 €	0,00 €
> Principal Outstanding End of Period	364.348.263,86 €	20.700.000,00 €	20.200.000,00 €	15.500.000,00 €	12.700.000,00 €	17.500.000,00 €	
> Interest accrued for the period	1.424.001,29 €	11.586,25 €	21.743,06 €	26.427,50 €	38.276,39 €	97.951,39 €	
Interest Payment							
Initial total CE (Subordination, Reserve)	18,30%	14,04%	9,89%	6,71%	4,10%	0,00%	
Current CE	19,68%	15,09%	10,61%	7,18%	4,36%	0,00%	

ABEST 21
Monthly Investor Report

5. Original Principal Balance

as of **ISSUE DATE**

Reporting Date	05/09/2023				
Payment Date	21/09/2023				
Period No					
Monthly Period	01/08/2023 - 31/08/2023				
Interest Period	from	21/08/2023	to	21/09/2023	= 31 days
Collection Period	from	01/08/2023	to	31/08/2023	

<i>Balloon Loan</i>				
<i>Original Principal Balance (Ranges in EUR)</i>	<i>Principal Balance in EUR</i>	<i>Percentage of Balance</i>	<i>Number of Loans</i>	<i>Percentage of Loans</i>
0 < X ≤ 5,000	26.340.921	13,9%	3.233,00	29,87%
5,000 < X ≤ 10,000	56.693.807	29,9%	4.181,00	38,63%
10,000 < X ≤ 15,000	33.058.163	17,5%	1.477,00	13,65%
15,000 < X ≤ 20,000	21.053.341	11,1%	736,00	6,80%
20,000 < X ≤ 25,000	15.307.390	8,1%	440,00	4,07%
25,000 < X ≤ 30,000	13.238.630	7,0%	327,00	3,02%
30,000 < X ≤ 35,000	9.237.765	4,9%	193,00	1,78%
35,000 < X ≤ 40,000	6.617.436	3,5%	123,00	1,14%
40,000 < X ≤ 45,000	2.335.891	1,2%	39,00	0,36%
45,000 < X ≤ 50,000	2.396.151	1,3%	36,00	0,33%
50,000 < X ≤ 55,000	863.796	0,5%	11,00	0,10%
55,000 < X ≤ 60,000	701.442	0,4%	9,00	0,08%
60,000 < X ≤ 65,000	709.680	0,4%	9,00	0,08%
65,000 < X ≤ 70,000	161.815	0,1%	2,00	0,02%
70,000 < X ≤ 75,000	225.158	0,1%	2,00	0,02%
75,000 < X	370.480	0,2%	4,00	0,04%
Total	189.311.865,23	100,00%	10.822	100,00%

Statistics in EUR

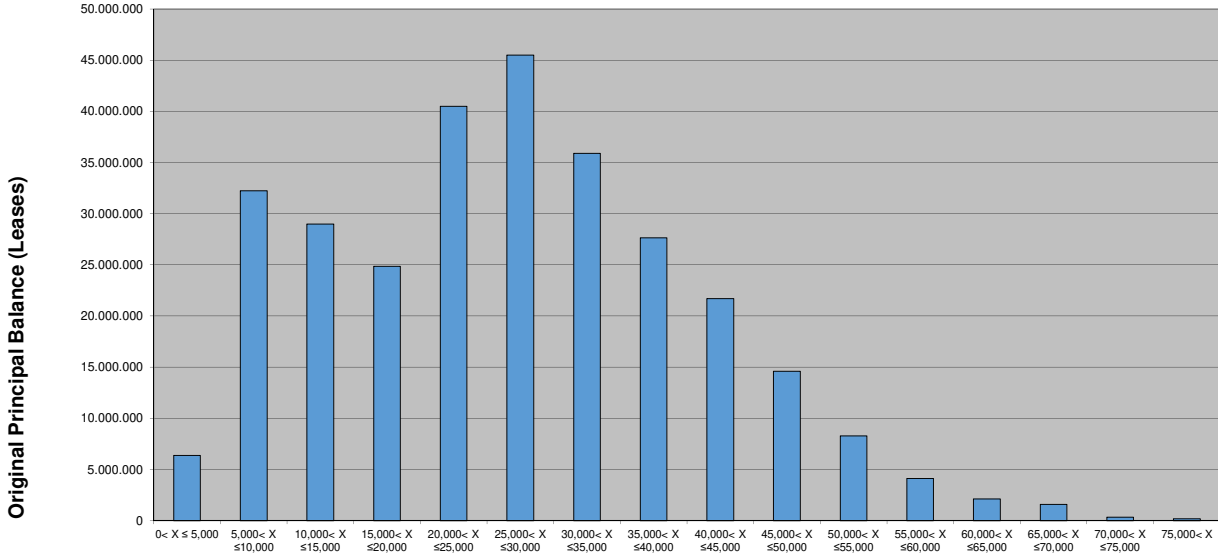
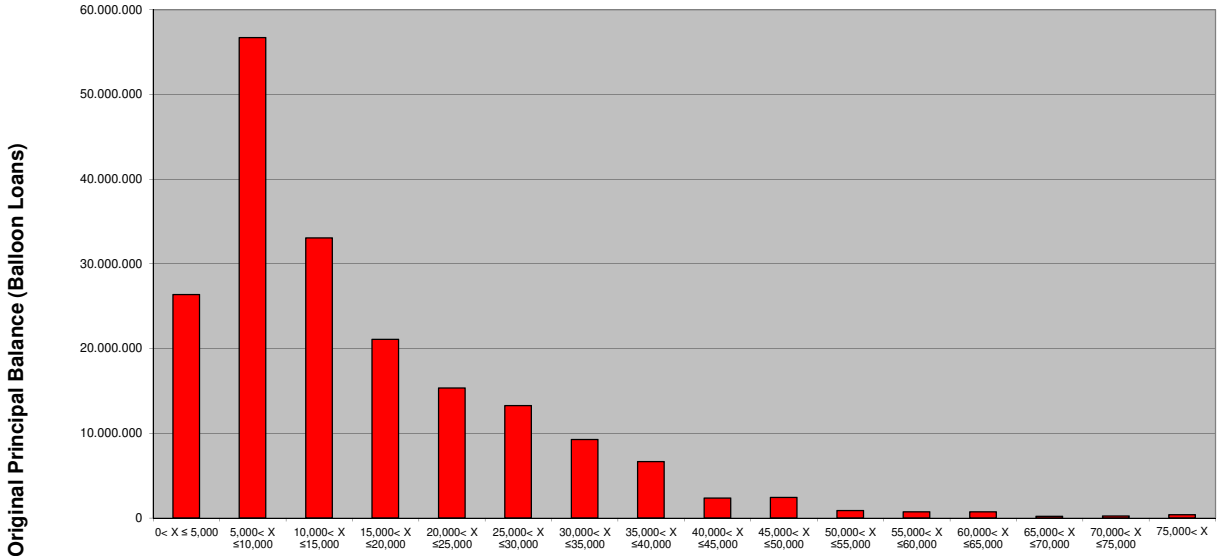
<i>Leases</i>				
<i>Original Principal Balance (Ranges in EUR)</i>	<i>Original Principal Balance in EUR</i>	<i>Percentage of Balance</i>	<i>Number of Loans</i>	<i>Percentage of Loans</i>
0 < X ≤ 5,000	6.363.403	2,2%	1.063,00	3,21%
5,000 < X ≤ 10,000	32.245.892	10,9%	7.014,00	21,21%
10,000 < X ≤ 15,000	28.982.622	9,8%	3.774,00	11,41%
15,000 < X ≤ 20,000	24.848.871	8,4%	2.947,00	8,91%
20,000 < X ≤ 25,000	40.493.101	13,7%	4.783,00	14,47%
25,000 < X ≤ 30,000	45.502.809	15,4%	4.715,00	14,26%
30,000 < X ≤ 35,000	35.908.481	12,2%	3.186,00	9,64%
35,000 < X ≤ 40,000	27.656.559	9,4%	2.158,00	6,53%
40,000 < X ≤ 45,000	21.689.268	7,4%	1.583,00	4,79%
45,000 < X ≤ 50,000	14.601.687	5,0%	949,00	2,87%
50,000 < X ≤ 55,000	8.271.453	2,8%	489,00	1,48%
55,000 < X ≤ 60,000	4.119.527	1,4%	217,00	0,66%
60,000 < X ≤ 65,000	2.102.667	0,7%	101,00	0,31%
65,000 < X ≤ 70,000	1.582.360	0,5%	63,00	0,19%
70,000 < X ≤ 75,000	329.334	0,1%	18,00	0,05%
75,000 < X	185.588	0,1%	4,00	0,01%
Total	294.883.621,93	100,00%	33.064	100,00%

Statistics in EUR

**ABEST 21
Monthly Investor Report**

5.1 Original PB (Graph)

Reporting Date	05/09/2023				
Payment Date	21/09/2023				
Period No					
Monthly Period	01/08/2023 - 31/08/2023				
Interest Period	from	21/08/2023	to	21/09/2023	= 31 days
Collection Period	from	01/08/2023	to	31/08/2023	



**ABEST 21
Monthly Investor Report**

5. Original Principal Balance

as of ISSUE DATE

Reporting Date	05/09/2023			
Payment Date	21/09/2023			
Period No				
Monthly Period	01/08/2023 - 31/08/2023			
Interest Period	from	21/08/2023	to	21/09/2023 = 31 days
Collection Period	from	01/08/2023	to	31/08/2023

Balloon Loan				
Current Principal Balance (Ranges in EUR)	Original Principal Balance in EUR	Percentage of Balance	Number of Loans	Percentage of Loans
0 < X ≤ 5,000	19.707.575	7,6%	2.298,00	19,22%
5,000 < X ≤ 10,000	55.010.761	21,2%	4.028,00	33,70%
10,000 < X ≤ 15,000	45.965.630	17,7%	2.218,00	18,55%
15,000 < X ≤ 20,000	32.347.488	12,5%	1.195,00	10,00%
20,000 < X ≤ 25,000	21.081.455	8,1%	613,00	5,13%
25,000 < X ≤ 30,000	19.436.097	7,5%	489,00	4,09%
30,000 < X ≤ 35,000	16.332.220	6,3%	353,00	2,95%
35,000 < X ≤ 40,000	14.075.599	5,4%	278,00	2,33%
40,000 < X ≤ 45,000	7.925.480	3,1%	142,00	1,19%
45,000 < X ≤ 50,000	6.819.661	2,6%	110,00	0,92%
50,000 < X ≤ 55,000	4.500.756	1,7%	64,00	0,54%
55,000 < X ≤ 60,000	4.088.932	1,6%	54,00	0,45%
60,000 < X ≤ 65,000	2.578.648	1,0%	32,00	0,27%
65,000 < X ≤ 70,000	1.903.347	0,7%	20,00	0,17%
70,000 < X ≤ 75,000	1.388.848	0,5%	14,00	0,12%
75,000 < X	6.125.177	2,4%	46,00	0,38%
Total	259.287.673,35	100,00%	11.954	100,00%

Statistics in EUR

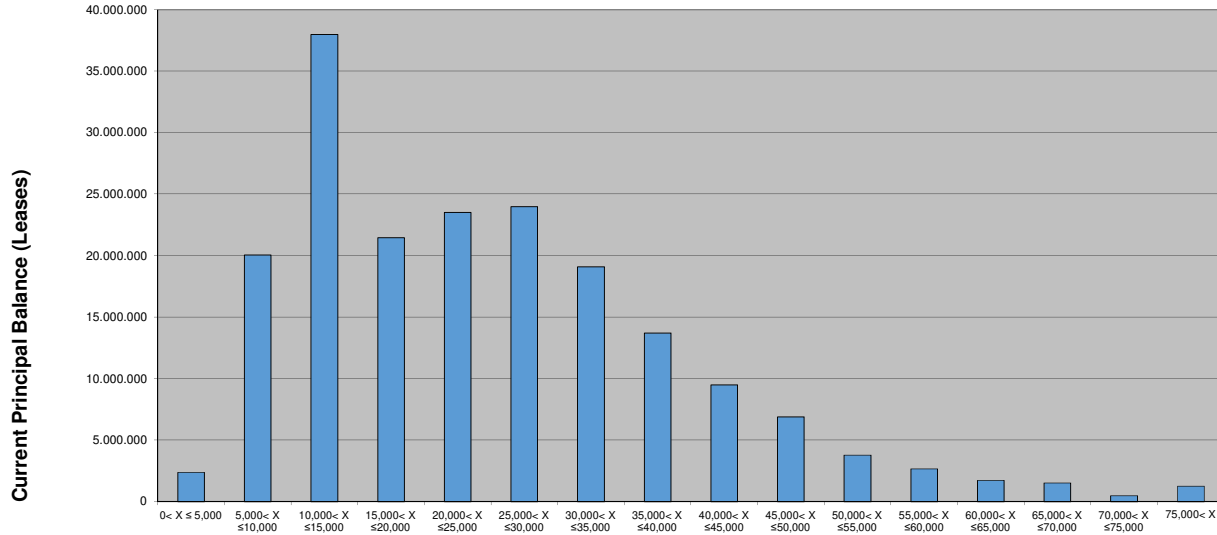
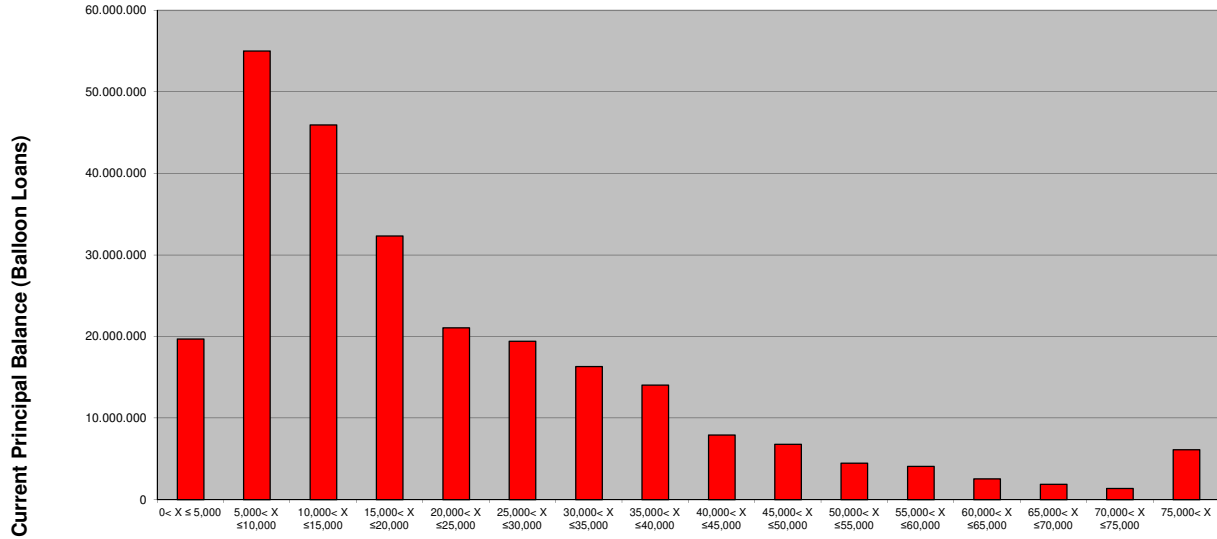
Leases				
Current Principal Balance (Ranges in EUR)	Original Principal Balance in EUR	Percentage of Balance	Number of Loans	Percentage of Loans
0 < X ≤ 5,000	2.388.927	1,3%	589,00	2,13%
5,000 < X ≤ 10,000	20.035.860	10,6%	6.221,00	22,46%
10,000 < X ≤ 15,000	37.971.815	20,0%	7.008,00	25,30%
15,000 < X ≤ 20,000	21.454.201	11,3%	3.138,00	11,33%
20,000 < X ≤ 25,000	23.508.282	12,4%	3.141,00	11,34%
25,000 < X ≤ 30,000	23.959.914	12,6%	2.852,00	10,29%
30,000 < X ≤ 35,000	19.085.700	10,1%	1.966,00	7,10%
35,000 < X ≤ 40,000	13.689.184	7,2%	1.170,00	4,22%
40,000 < X ≤ 45,000	9.485.530	5,0%	720,00	2,60%
45,000 < X ≤ 50,000	6.866.560	3,6%	433,00	1,56%
50,000 < X ≤ 55,000	3.783.873	2,0%	208,00	0,75%
55,000 < X ≤ 60,000	2.652.829	1,4%	110,00	0,40%
60,000 < X ≤ 65,000	1.724.385	0,9%	61,00	0,22%
65,000 < X ≤ 70,000	1.529.300	0,8%	52,00	0,19%
70,000 < X ≤ 75,000	482.236	0,3%	12,00	0,04%
75,000 < X	1.247.573	0,7%	23,00	0,08%
Total	189.866.168,73	100,00%	27.704	100,00%

Statistics in EUR

**ABEST 21
Monthly Investor Report**

5.1 Original PB (Graph)

Reporting Date	05/09/2023					
Payment Date	21/09/2023					
Period No						
Monthly Period	01/08/2023 - 31/08/2023					
Interest Period	from	21/08/2023	to	21/09/2023	=	31 days
Collection Period	from	01/08/2023	to	31/08/2023		



ABEST 21
Monthly Investor Report

7. Borrower Concentration

Reporting Date	05/09/2023				
Payment Date	21/09/2023				
Period No					
Monthly Period	01/08/2023 - 31/08/2023				
Interest Period	from	21/08/2023	to	21/09/2023	= 31 days
Collection Period	from	01/08/2023	to	31/08/2023	

No	Current Principal Balance in EUR	Percentage of Balance	Number of Loans
1	352.928,67	0,08%	21
2	338.538,26	0,08%	1
3	315.532,41	0,07%	1
4	307.902,56	0,07%	8
5	301.817,53	0,07%	13
6	291.335,93	0,06%	5
7	284.448,94	0,06%	2
8	251.898,15	0,06%	10
9	246.397,48	0,05%	1
10	240.599,34	0,05%	40
11	230.060,18	0,05%	2
12	223.329,68	0,05%	1
13	210.122,04	0,05%	2
14	204.899,47	0,05%	1
15	199.692,79	0,04%	1
16	192.130,45	0,04%	4
17	185.826,72	0,04%	1
18	183.399,65	0,04%	2
19	176.654,35	0,04%	1
20	175.466,02	0,04%	1
	4.912.980,62	1,09%	118

ABEST 21
Monthly Investor Report

8. Geographical Distribution

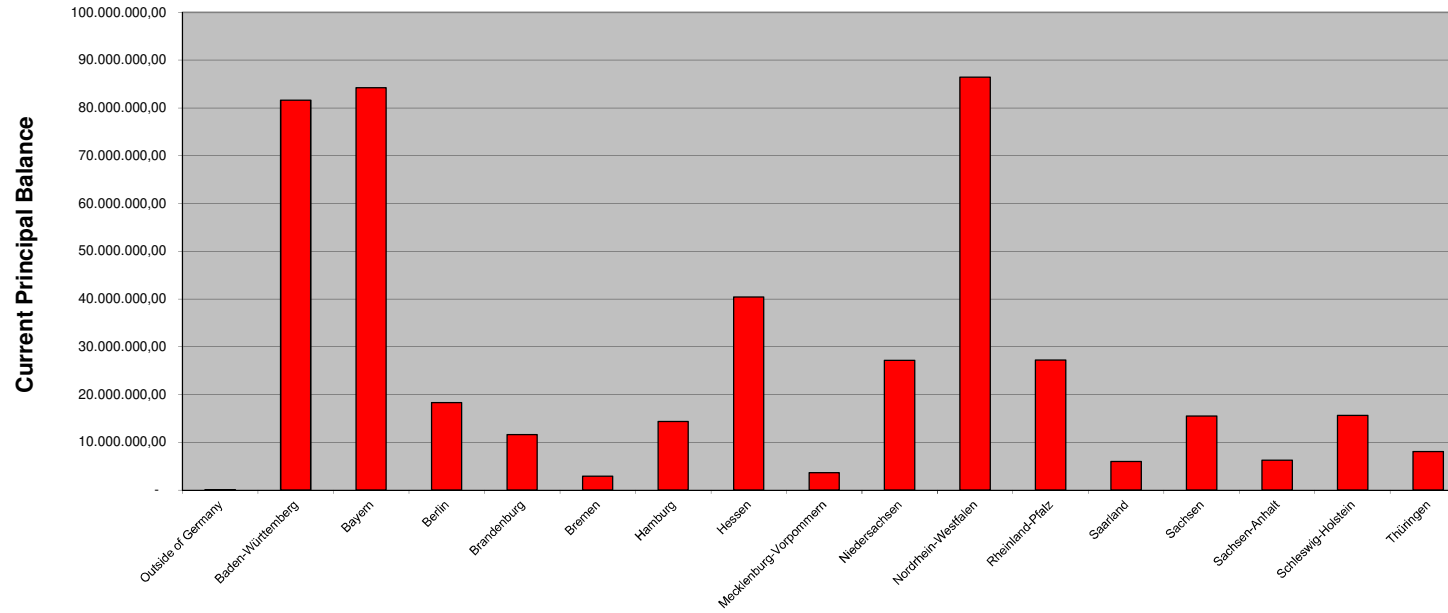
Reporting Date	05/09/2023				
Payment Date	21/09/2023				
Period No					
Monthly Period	01/08/2023 - 31/08/2023				
Interest Period	from	21/08/2023	to	21/09/2023	= 31 days
Collection Period	from	01/08/2023	to	31/08/2023	

State	Current Principal Balance in EUR	Percentage of Balance	Number of Loans	Percentage of Loans
Outside of Germany	29.395,09	0,0%	2	0,0%
Baden-Württemberg	81.564.191,12	18,2%	7.218	18,2%
Bayern	84.212.966,41	18,7%	7.426	18,7%
Berlin	18.308.541,88	4,1%	1.904	4,8%
Brandenburg	11.599.012,39	2,6%	1.275	3,2%
Bremen	2.902.300,56	0,6%	230	0,6%
Hamburg	14.322.645,29	3,2%	1.126	2,8%
Hessen	40.400.693,39	9,0%	3.447	8,7%
Mecklenburg-Vorpomm	3.618.608,61	0,8%	280	0,7%
Niedersachsen	27.138.256,89	6,0%	2.452	6,2%
Nordrhein-Westfalen	86.411.307,72	19,2%	7.408	18,7%
Rheinland-Pfalz	27.203.778,53	6,1%	2.213	5,6%
Saarland	6.011.387,88	1,3%	471	1,2%
Sachsen	15.526.569,38	3,5%	1.425	3,6%
Sachsen-Anhalt	6.223.506,17	1,4%	612	1,5%
Schleswig-Holstein	15.624.198,58	3,5%	1.309	3,3%
Thüringen	8.056.482,19	1,8%	860	2,2%
Total	449.153.842,08	100,00%	39.658	100,00%

ABEST 21
Monthly Investor Report

8.1 Geographical Distribution (Graph)

Reporting Date	05/09/2023					
Payment Date	21/09/2023					
Period No						
Monthly Period	01/08/2023 - 31/08/2023					
Interest Period	from	21/08/2023	to	21/09/2023	=	31 days
Collection Period	from	01/08/2023	to	31/08/2023		



ABEST 21
Monthly Investor Report

9. Object Type

Reporting Date	05/09/2023	
Payment Date	21/09/2023	
Period No		
Monthly Period	01/08/2023 - 31/08/2023	
Interest Period	from 21/08/2023 to	21/09/2023 = 31 days
Collection Period	from 01/08/2023 to	31/08/2023

<i>Balloon Loan</i>				
<i>Object Type</i>	<i>Current Principal Balance in EUR</i>	<i>Percentage of Balance</i>	<i>Number of Loans</i>	<i>Percentage of Loans</i>
Car	240.037.997,87	92,6%	10.771	90,10%
LCV	19.249.675,48	7,4%	1.183	0,00%
Total	259.287.673,35	100%	11.954	90%

<i>Leases</i>				
<i>Object Type</i>	<i>Current Principal Balance in EUR</i>	<i>Percentage of Balance</i>	<i>Number of Loans</i>	<i>Percentage of Loans</i>
Car	170.573.162,94	89,84%	24.637	88,93%
LCV	19.293.005,79	10,16%	3.067	11,07%
Total	189.866.168,73	100%	27.704	100%

ABEST 21
Monthly Investor Report

10. Insurances

Reporting Date	05/09/2023			
Payment Date	21/09/2023			
Period No				
Monthly Period	01/08/2023 - 31/08/2023			
Interest Period	from	21/08/2023	to	21/09/2023
Collection Period	from	01/08/2023	to	31/08/2023
			=	31 days

<i>Contract Type</i>	<i>CPI</i>	<i>GAP</i>	<i>Current Principal Balance in EUR</i>	<i>Percentage of Balance</i>
Balloon Loans	1.341.048,67	2.032.312,19	259.287.673,35	1,3%
Leases	0,00	0,00	189.866.168,73	0,0%
Total	1.341.048,67	2.032.312,19	449.153.842,08	0,8%

ABEST 21
Monthly Investor Report

11. Type of Contract

Reporting Date			05/09/2023			
Payment Date			21/09/2023			
Period No						
Monthly Period			01/08/2023 - 31/08/2023			
Interest Period	from		21/08/2023	to	21/09/2023	= 31 days
Collection Period	from		01/08/2023	to	31/08/2023	

<i>Loan Type</i>	<i>Number of Loans</i>	<i>Percentage of Loans in %</i>	<i>Loan Principal in EUR</i>	<i>% of Current Outstanding</i>
Balloon Loans new cars	7.063	17,8%	162.426.278	36,2%
Balloon Loans used cars	4.891	12,3%	96.861.396	21,6%
Leases new cars	27.704	69,9%	189.866.169	42,3%
Total	39.658	100%	449.153.842,08	100,0%

**ABEST 21
Monthly Investor Report**

12. Customer Yield

Reporting Date	05/09/2023		
Payment Date	21/09/2023		
Period No			
Monthly Period	01/08/2023 - 31/08/2023		
Interest Period	from	21/08/2023	to 21/09/2023 = 31 days
Collection Period	from	01/08/2023	to 31/08/2023

<i>Balloon Loan</i>				
<i>Yield Range *</i>	<i>Current Principal Balance in EUR</i>	<i>Percentage of Balance</i>	<i>Number of Loans</i>	<i>Percentage of Loans</i>
0 to 1%	23.397.148,90	9,02%	685	5,73%
1,01 to 2%	25.381.611,95	9,79%	1.036	8,67%
2,01 to 3%	83.874.850,67	32,35%	4.160	34,80%
3,01 to 4%	82.213.623,34	31,71%	4.268	35,70%
4,01 to 5%	32.497.546,12	12,53%	1.358	11,36%
5,01 to 6%	10.101.431,18	3,90%	371	3,10%
6,01 to 7%	1.646.888,59	0,64%	61	0,51%
7,01 to 8%	174.572,60	0,07%	15	0,13%
8,01 to 9%	0,00	0,00%	0	0,00%
9,01 to 10%	0,00	0,00%	0	0,00%
> 10%	0,00	0,00%	0	0,00%
Total	259.287.673,35	100%	11.954,00	100%

Statistics	in %
WA Interest	3,21

* runs from .00 to .99

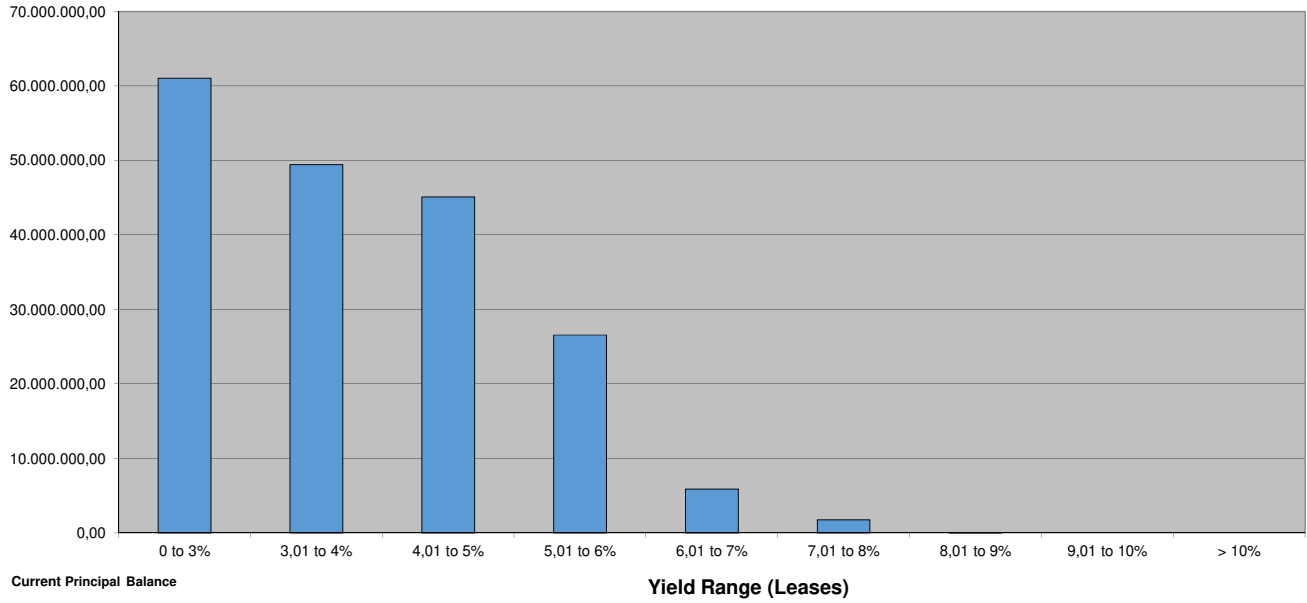
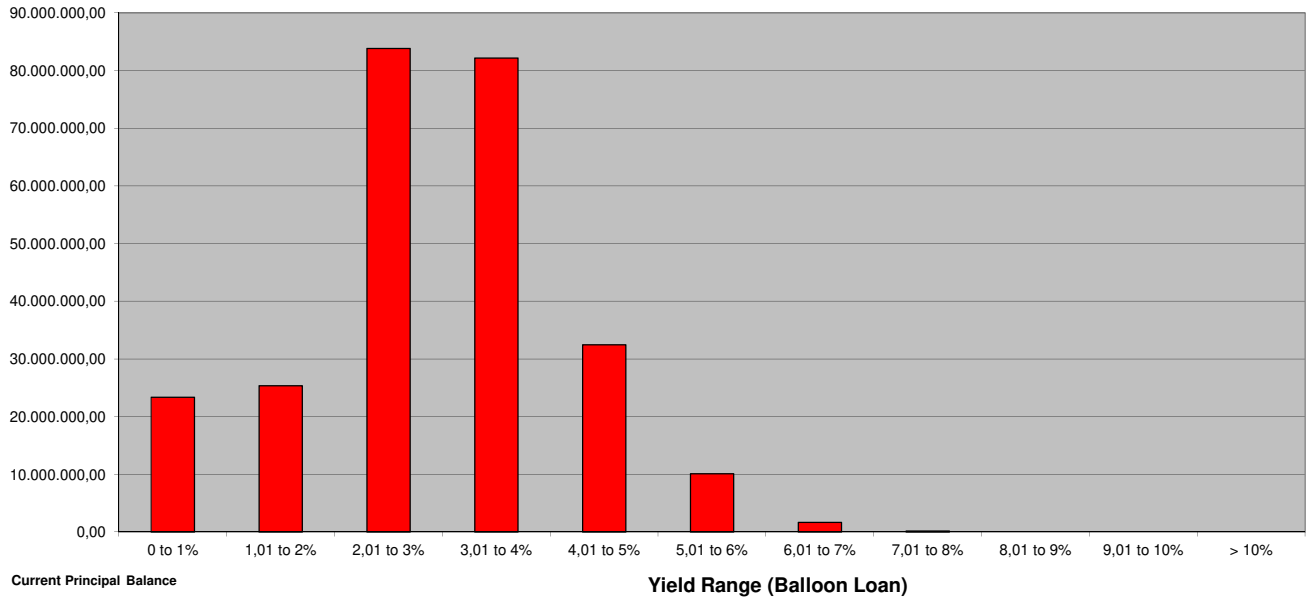
<i>Leases</i>				
<i>Yield Range *</i>	<i>Current Principal Balance in EUR</i>	<i>Percentage of Balance</i>	<i>Number of Loans</i>	<i>Percentage of Loans</i>
0 to 3%	61.029.815,70	32,14%	9.465	34,16%
3,01 to 4%	49.438.609,87	26,04%	8.495	30,66%
4,01 to 5%	45.105.979,73	23,76%	6.506	23,48%
5,01 to 6%	26.551.540,89	13,98%	2.456	8,87%
6,01 to 7%	5.899.556,88	3,11%	622	2,25%
7,01 to 8%	1.792.849,62	0,94%	152	0,55%
8,01 to 9%	47.816,04	0,03%	8	0,03%
9,01 to 10%	0,00	0,00%	0	0,00%
> 10%	0,00	0,00%	0	0,00%
Total	189.866.168,73	100%	27.704,00	100%

Statistics	in %
WA Interest	3,85

**ABEST 21
Monthly Investor Report**

12.1 Customer Yield (Graph)

Reporting Date	05/09/2023				
Payment Date	21/09/2023				
Period No					
Monthly Period	01/08/2023 - 31/08/2023				
Interest Period	from	21/08/2023	to	21/09/2023	= 31 days
Collection Period	from	01/08/2023	to	31/08/2023	



**ABEST 21
Monthly Investor Report**

13. Seasoning

Reporting Date	05/09/2023	
Payment Date	21/09/2023	
Period No		
Monthly Period	01/08/2023 - 31/08/2023	
Interest Period	from 21/08/2023 to	21/09/2023 = 31 days
Collection Period	from 01/08/2023 to	31/08/2023

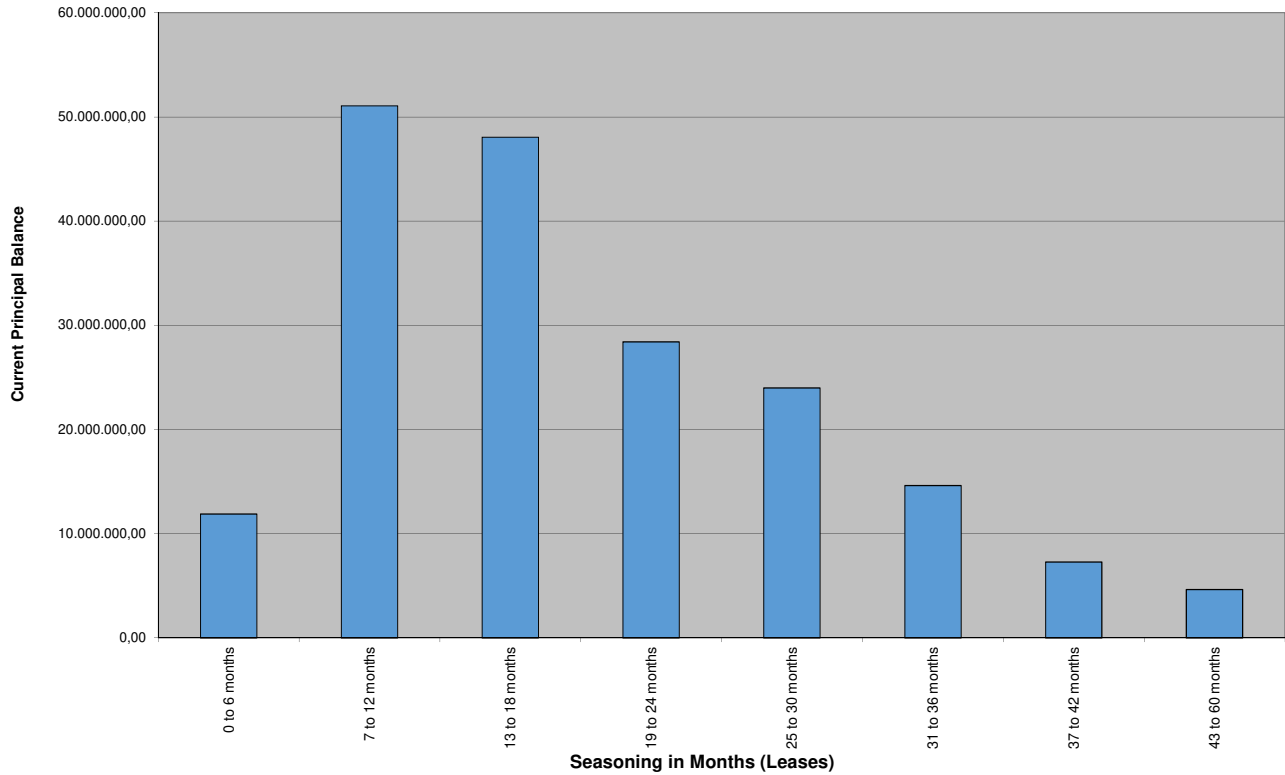
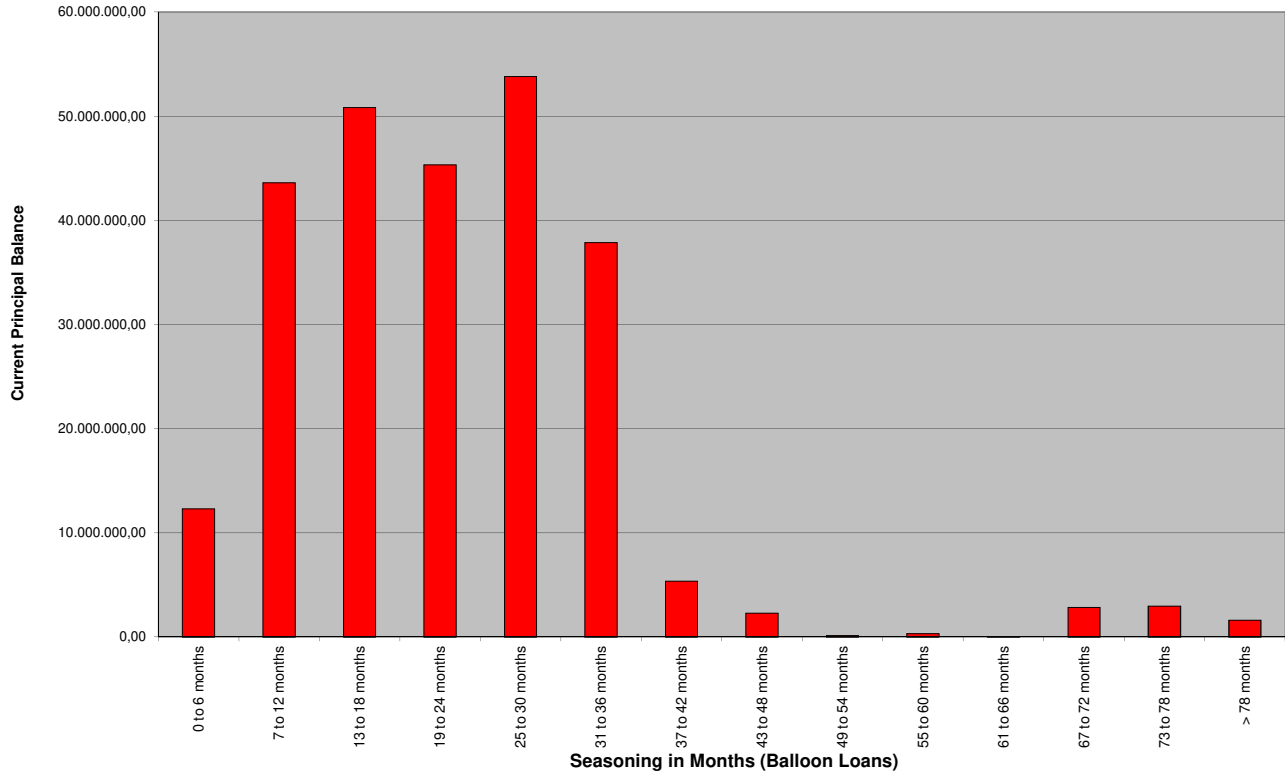
<i>Balloon Loan</i>				
<i>Seasoning in Months</i>	<i>Current Principal Balance in EUR</i>	<i>Percentage of Balance</i>	<i>Number of Loans</i>	<i>Percentage of Loans</i>
0 to 6 months	12.293.920,21	4,74%	218	1,82%
7 to 12 months	43.610.397,60	16,82%	1.233	10,31%
13 to 18 months	50.826.785,18	19,60%	1.845	15,43%
19 to 24 months	45.314.752,04	17,48%	2.031	16,99%
25 to 30 months	53.807.243,35	20,75%	2.801	23,43%
31 to 36 months	37.859.788,55	14,60%	2.407	20,14%
37 to 42 months	5.344.844,08	2,06%	297	2,48%
43 to 48 months	2.279.822,08	0,88%	160	1,34%
49 to 54 months	131.550,16	0,05%	13	0,11%
55 to 60 months	331.874,63	0,13%	28	0,23%
61 to 66 months	42.534,20	0,02%	8	0,07%
67 to 72 months	2.853.818,18	1,10%	287	2,40%
73 to 78 months	2.976.675,41	1,15%	380	3,18%
> 78 months	1.613.667,68	0,62%	246	2,06%
Total	259.287.673,35	100,00%	11.954	100,00%

<i>Leases</i>				
<i>Seasoning in Months</i>	<i>Current Principal Balance in EUR</i>	<i>Percentage of Balance</i>	<i>Number of Loans</i>	<i>Percentage of Loans</i>
0 to 6 months	11.881.305,78	6,26%	471	1,70%
7 to 12 months	51.075.224,86	26,90%	4.974	17,95%
13 to 18 months	48.057.111,25	25,31%	4.767	17,21%
19 to 24 months	28.385.678,49	14,95%	4.027	14,54%
25 to 30 months	23.964.386,89	12,62%	4.359	15,73%
31 to 36 months	14.606.058,10	7,69%	4.149	14,98%
37 to 42 months	7.263.083,68	3,83%	2.275	8,21%
43 to 60 months	4.633.319,68	2,44%	2.682	9,68%
Total	189.866.168,73	100,00%	27.704	100,00%

**ABEST 21
Monthly Investor Report**

13.1 Seasoning (Graph)

Reporting Date	05/09/2023					
Payment Date	21/09/2023					
Period No						
Monthly Period	01/08/2023 - 31/08/2023					
Interest Period	from	21/08/2023	to	21/09/2023	=	31 days
Collection Period	from	01/08/2023	to	31/08/2023		



ABEST 21
Monthly Investor Report

14. Remaining Term

Reporting Date	05/09/2023				
Payment Date	21/09/2023				
Period No					
Monthly Period	01/08/2023 - 31/08/2023				
Interest Period	from	21/08/2023	to	21/09/2023	= 31 days
Collection Period	from	01/08/2023	to	31/08/2023	

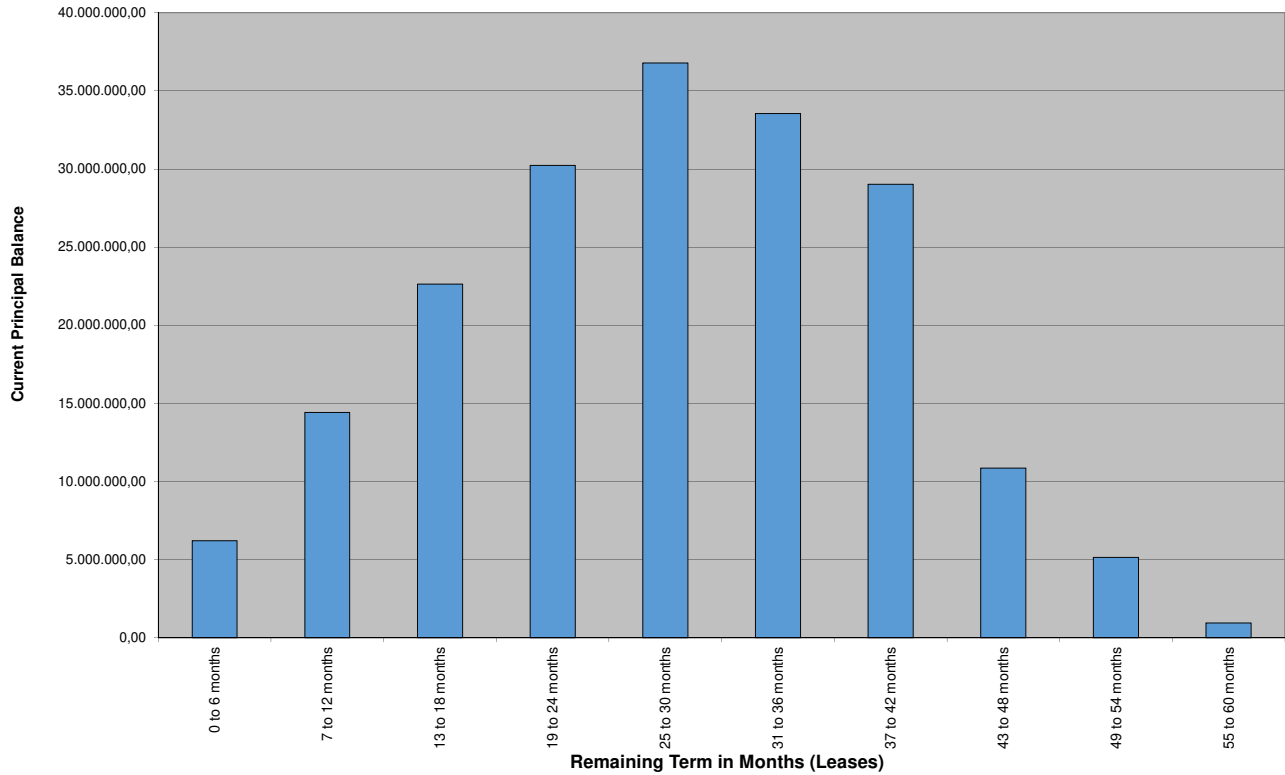
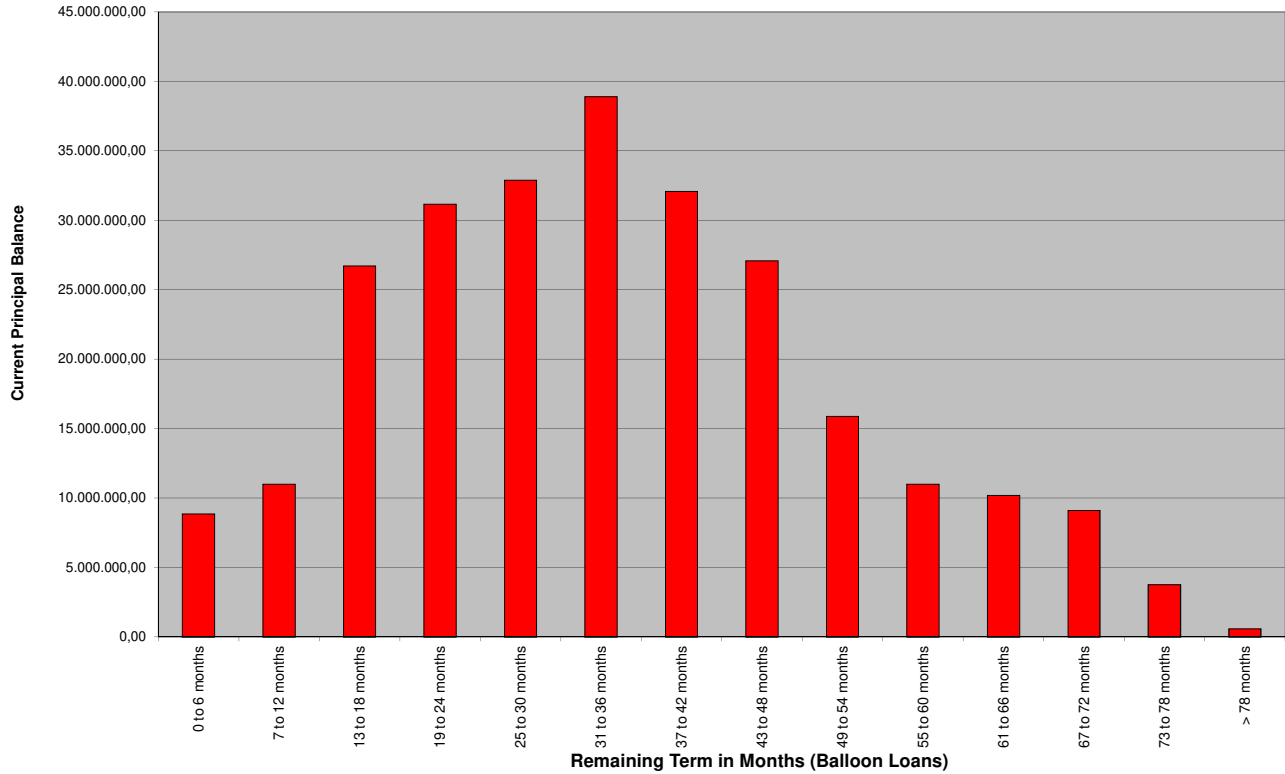
<i>Balloon Loan</i>				
<i>Remaining Term in Months</i>	<i>Current Principal Balance in EUR</i>	<i>Percentage of Balance</i>	<i>Number of Loans</i>	<i>Percentage of Loans</i>
0 to 6 months	8.852.933,41	3,41%	218	1,82%
7 to 12 months	11.007.761,58	4,25%	1.233	10,31%
13 to 18 months	26.706.521,93	10,30%	1.845	15,43%
19 to 24 months	31.166.706,39	12,02%	2.031	16,99%
25 to 30 months	32.899.937,43	12,69%	2.801	23,43%
31 to 36 months	38.908.118,93	15,01%	2.407	20,14%
37 to 42 months	32.081.805,76	12,37%	297	2,48%
43 to 48 months	27.085.476,03	10,45%	160	1,34%
49 to 54 months	15.894.760,74	6,13%	13	0,11%
55 to 60 months	10.992.721,71	4,24%	28	0,23%
61 to 66 months	10.202.731,70	3,93%	8	0,07%
67 to 72 months	9.120.268,77	3,52%	287	2,40%
73 to 78 months	3.769.918,69	1,45%	380	3,18%
> 78 months	598.010,28	0,23%	246	2,06%
Total	259.287.673,35	100,00%	11.954	100,00%

<i>Leases</i>				
<i>Remaining Term in Months</i>	<i>Current Principal Balance in EUR</i>	<i>Percentage of Balance</i>	<i>Number of Loans</i>	<i>Percentage of Loans</i>
0 to 6 months	6.219.606,00	3,28%	4.728	17,07%
7 to 12 months	14.427.608,99	7,60%	4.239	15,30%
13 to 18 months	22.647.658,37	11,93%	4.647	16,77%
19 to 24 months	30.225.802,54	15,92%	3.950	14,26%
25 to 30 months	36.780.100,76	19,37%	3.901	14,08%
31 to 36 months	33.553.988,80	17,67%	2.913	10,51%
37 to 42 months	29.032.999,31	15,29%	2.480	8,95%
43 to 48 months	10.864.590,74	5,72%	544	1,96%
49 to 54 months	5.157.597,84	2,72%	278	1,00%
55 to 60 months	956.215,38	0,50%	24	0,09%
Total	189.866.168,73	100,00%	27.704	100,00%

**ABEST 21
Monthly Investor Report**

14.1 Remaining Term (Graph)

Reporting Date	05/09/2023		
Payment Date	21/09/2023		
Period No			
Monthly Period	01/08/2023 - 31/08/2023		
Interest Period	from	21/08/2023	to 21/09/2023 = 31 days
Collection Period	from	01/08/2023	to 31/08/2023



**ABEST 21
Monthly Investor Report**

15. Original Term

Reporting Date	05/09/2023	
Payment Date	21/09/2023	
Period No		
Monthly Period	01/08/2023 - 31/08/2023	
Interest Period	from 21/08/2023 to 21/09/2023	= 31 days
Collection Period	from 01/08/2023 to 31/08/2023	

<i>Balloon Loan</i>				
<i>Remaining Term in Months</i>	<i>Current Principal Balance in EUR</i>	<i>Percentage of Balance</i>	<i>Number of Loans</i>	<i>Percentage of Loans</i>
0 to 6 months	0,00	0,00%	0	0,00%
7 to 12 months	653.619,63	0,25%	16	0,13%
13 to 18 months	46.962,00	0,02%	4	0,03%
19 to 24 months	3.606.199,51	1,39%	126	1,05%
25 to 30 months	299.632,92	0,12%	21	0,18%
31 to 36 months	26.248.057,15	10,12%	1.213	10,15%
37 to 42 months	954.637,56	0,37%	45	0,38%
43 to 48 months	101.337.506,90	39,08%	4.595	38,44%
49 to 54 months	1.461.203,73	0,56%	63	0,53%
55 to 60 months	58.152.152,77	22,43%	2.477	20,72%
61 to 66 months	1.202.502,30	0,46%	53	0,44%
67 to 72 months	19.142.526,40	7,38%	825	6,90%
73 to 78 months	1.548.413,09	0,60%	79	0,66%
> 78 months	44.634.259,39	17,21%	2.437	20,39%
Total	259.287.673,35	100,00%	11.954	100,00%

Statistics	
WA Original Term	57,26

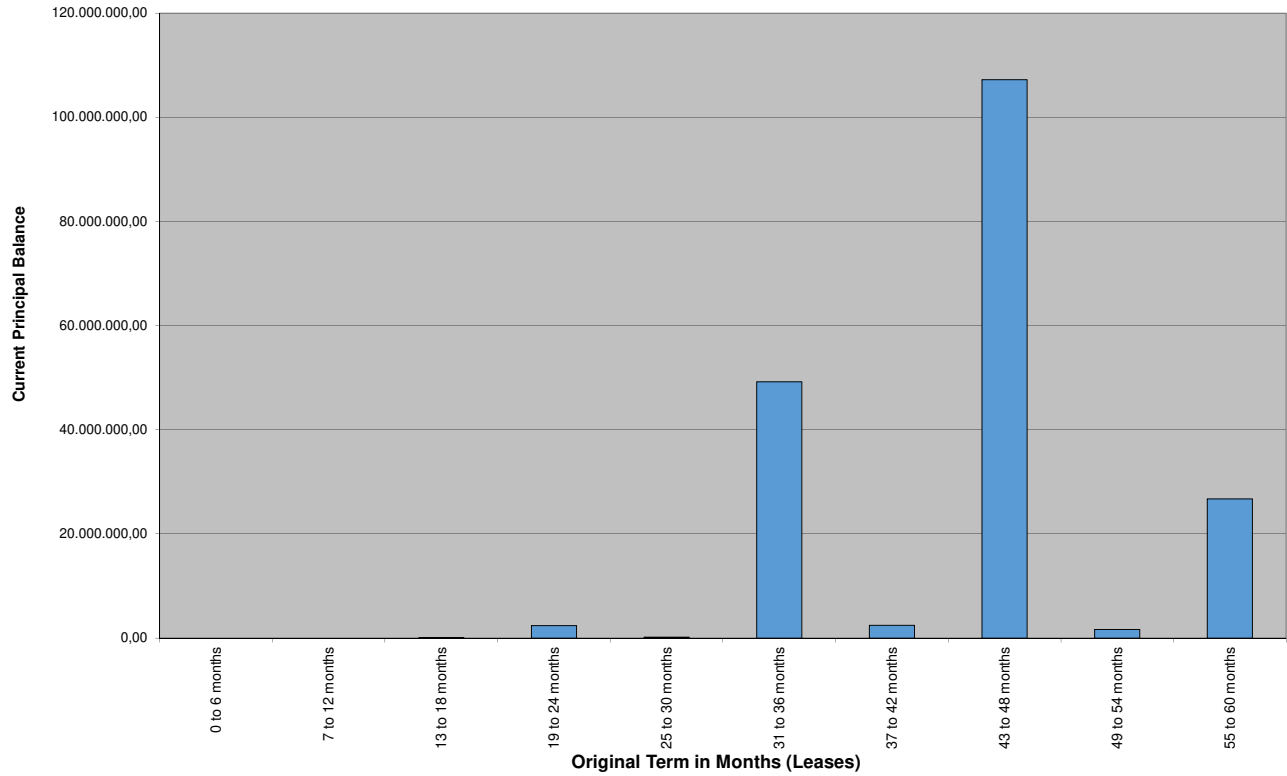
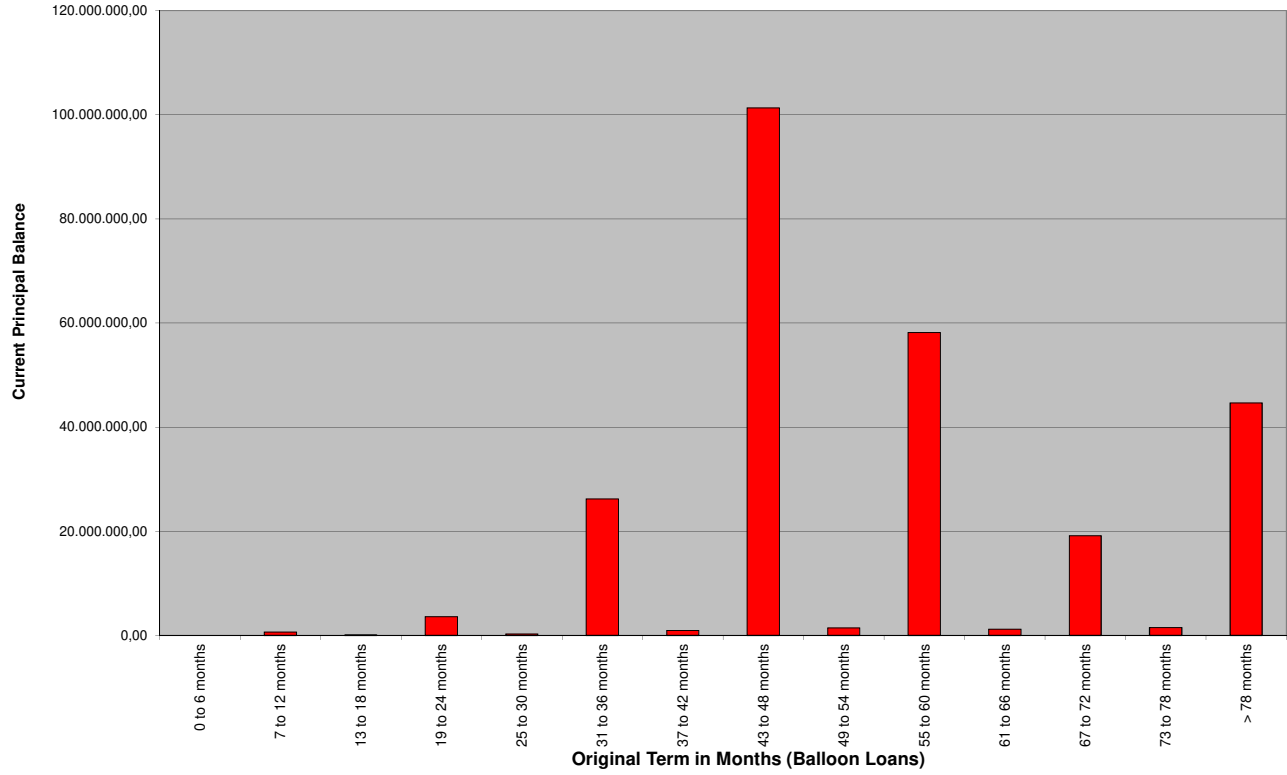
<i>Leases</i>				
<i>Remaining Term in Months</i>	<i>Current Principal Balance in EUR</i>	<i>Percentage of Balance</i>	<i>Number of Loans</i>	<i>Percentage of Loans</i>
0 to 6 months	0,00	0,00%	0	0,00%
7 to 12 months	0,00	0,00%	0	0,00%
13 to 18 months	10.142,98	0,01%	4	0,01%
19 to 24 months	2.389.917,36	1,26%	1.102	3,98%
25 to 30 months	190.726,39	0,10%	49	0,18%
31 to 36 months	49.199.013,49	25,91%	7.845	28,32%
37 to 42 months	2.451.910,89	1,29%	213	0,77%
43 to 48 months	107.219.452,73	56,47%	15.829	57,14%
49 to 54 months	1.648.276,70	0,87%	136	0,49%
55 to 60 months	26.756.728,19	14,09%	2.526	9,12%
Total	189.866.168,73	100,00%	27.704	100,00%

Statistics	
WA Original Term	46,21

**ABEST 21
Monthly Investor Report**

15.1 Original Term (Graph)

Reporting Date	05/09/2023					
Payment Date	21/09/2023					
Period No						
Monthly Period	01/08/2023 - 31/08/2023					
Interest Period	from	21/08/2023	to	21/09/2023	=	31 days
Collection Period	from	01/08/2023	to	31/08/2023		



ABEST 21
Monthly Investor Report

16. Manufacturer

Reporting Date	05/09/2023				
Payment Date	21/09/2023				
Period No					
Monthly Period	01/08/2023 - 31/08/2023				
Interest Period	from	21/08/2023	to	21/09/2023	= 31 days
Collection Period	from	01/08/2023	to	31/08/2023	

<i>Manufacturer</i>	<i>Current Principal Balance in EUR</i>	<i>Percentage of Balance</i>	<i>Number of Loans</i>	<i>Percentage of Loans</i>
Alfa Romeo	18.608.328,77	4,14%	1.277	3,22%
Chrysler	0,00	0,00%	0	0,00%
Dodge	100.103,63	0,02%	3	0,01%
Fiat	119.460.879,87	26,60%	18.637	46,99%
Jaguar	47.255.230,77	10,52%	3.656	9,22%
Jeep	55.478.636,87	12,35%	4.615	11,64%
Lancia	20.236,47	0,00%	4	0,01%
LandRover	158.241.258,44	35,23%	9.033	22,78%
Maserati	9.589.532,99	2,14%	395	1,00%
Others	40.399.634,27	8,99%	2.038	5,14%
	449.153.842,08	100,00%	39.658,00	100,00%

ABEST 21
Monthly Investor Report

17. Priority of Payments

Reporting Date	05/09/2023		
Payment Date	21/09/2023		
Period No			
Monthly Period	01/08/2023 - 31/08/2023		
Interest Period	from	21/08/2023	to 21/09/2023 = 31 days
Collection Period	from	01/08/2023	to 31/08/2023

Priority of Payments during the Revolving Period

	Payment
Available Distribution Amount	+
1. Payable Expenses	-
2. To credit into Expenses Account the Withholding Amount	-
3. Remuneration to the Trustee	-
4. Remuneration to the Account Bank, the Calculation Agent, the Data Trustee, the Principal Paying Agent, the Corporate Servicer, the Servicer, the Back-Up Servicer Facilitator, the Back-Up Servicer (once appointed) and any other invoiced costs	-
5. to pay pari passu and pro rata to the Swap Counterparty	-
6. Interest on Class A	-
7. Interest on Class B	-
8. Interest on Class C	-
9. Interest on Class D	-
10. Interest on Class E	-
11. Required Reserved Amount on the Reserve Account	-
12. Purchase Price of Additional Portfolio	-
13. To credit the Replenishment Amount to the Replenishment Account	-
14. To pay any amount due and payable to the Swap Counterparties resulting from an Event of Default	-
15. To pay to Originator and to Servicer any amount due and payable not already paid	-
16. Interest on Class M	-
17. to pay the Final Excess Spread (if any) to the Class M Noteholder	-

Priority of Payments during the Amortisation Period

	Payment
Available Distribution Amount	+ 21.053.202,83
a 1. Payable Expenses	- 4.549,00
b 2. To credit into Expenses Account the Withholding Amount	-
c 3. Remuneration to the Trustee (including costs and expenses)	-
4. Remuneration to the Account Bank, the Calculation Agent, the Data Trustee, the Principal Paying Agent, the Corporate Servicer, the Servicer, the Back-Up Servicer Facilitator, the Back-Up Servicer (once appointed) and any other invoiced costs	- 2.916,67
e 5. to pay pari passu and pro rata to the Swap Counterparty	- 4.122,67
f 6. Class A Interest Amount	- 1.424.001,29
g 7. Class B Interest Amount	- 11.586,25
h 8. Class C Interest Amount	- 21.743,06
i 9. Class D Interest Amount	- 26.427,50
j 10. Class E Interest Amount	- 38.276,39
k 11. to credit to the Reserve Account the Required Reserve Amount	-
l 12. to pay pari passu and pro rata, the Class A Redemption Amount	- 17.387.405,58
m 13. to pay pari passu and pro rata, the Class B Redemption Amount (provided that Class A Notes have been redeemed in full)	-
n 14. to pay pari passu and pro rata, the Class C Redemption Amount (provided that Class B Notes have been redeemed in full)	-
o 15. to pay pari passu and pro rata, the Class D Redemption Amount (provided that Class C Notes have been redeemed in full)	-
p 16. to pay pari passu and pro rata, the Class E Redemption Amount (provided that Class D Notes have been redeemed in full)	-
q 17. To pay any amount due and payable to the Swap Counterparties resulting from an Event of Default	-
r 18. to pay to Originator and to Servicer any amount due and payable not already paid	-
s 19. Class M Interest Amount	- 97.951,39
t 20. to pay pari passu and pro rata, the Class M Redemption Amount (provided that Class E Notes have been redeemed in full)	-
u 21. to pay the Final Excess Spread (if any) to the Class M Noteholder	- 2.034.223,03
v	

ABEST 21
Monthly Investor Report

18. Transaction Costs

Reporting Date	05/09/2023				
Payment Date	21/09/2023				
Period No					
Monthly Period	01/08/2023 - 31/08/2023				
Interest Period	from	21/08/2023	to	21/09/2023	= 31 days
Collection Period	from	01/08/2023	to	31/08/2023	

Transaction Costs	450.948.263,9	364.348.263,9	20.700.000,0	20.200.000,0	15.500.000,0	12.700.000,0	17.500.000,0
	All notes	Class A	Class B	Class C	Class D	Class E	Class M
Senior Expenses	- €	-	-	-	-	-	-
Interest accrued for the Period	1.619.985,88 €	1.424.001,29 €	11.586,25 €	21.743,06 €	26.427,50 €	38.276,39 €	97.951,39 €
Interest Payments	1.619.985,88 €	1.424.001,29 €	11.586,25 €	21.743,06 €	26.427,50 €	38.276,39 €	97.951,39 €
Unpaid Interest for the Period							
Cumulative Unpaid Interest							

ABEST 21
Monthly Investor Report

19. Swap Counterparty Data

Reporting Date	05/09/2023				
Payment Date	21/09/2023				
Period No					
Monthly Period	01/08/2023 - 31/08/2023				
Interest Period	from	21/08/2023	to	21/09/2023	= 31 days
Collection Period	from	01/08/2023	to	31/08/2023	

Swap Counterparty Data
Swap Counterparty Provider

CA Auto Bank S.p.A. Niederlassung
Deutschland

Swap Data

Swap Type	IRS
Notional Amount	381.735.669,44
Fixed Rate	0,42
Floating Rate (Euribor)	3,6320
Net Swap Payments	-1.331.960,59

ABEST 21
Monthly Investor Report

20. Retention

Reporting Date	05/09/2023				
Payment Date	21/09/2023				
Period No					
Monthly Period	01/08/2023 - 31/08/2023				
Interest Period	from	21/08/2023	to	21/09/2023	= 31 days
Collection Period	from	01/08/2023	to	31/08/2023	

Retention according to Article 6 of Regulation (EU) No 2017/2402

Net Economic Interest Retained by the Originator	Outstanding Balance	Percentage of Outstanding Portfolio (%)
Class A Notes	381.735.669,44	84,99%
Class B Notes	20.700.000,00	4,61%
Class C Notes	20.200.000,00	4,50%
Class D Notes	15.500.000,00	3,45%
Class E Notes	12.700.000,00	2,83%
Class M Notes	17.500.000,00	3,90%

Retention Amount	EUR	%
Minimum Retention Class A	-	0,00%
Minimum Retention Class B	-	0,00%
Minimum Retention Class C	-	0,00%
Minimum Retention Class D	-	0,00%
Minimum Retention Class E	4.957.692,10	1,10%
Minimum Retention Class M	17.500.000,00	3,90%

Actual Retention Class A	-	0,00%
Actual Retention Class B	20.700.000,00	4,61%
Actual Retention Class C	20.200.000,00	4,50%
Actual Retention Class D	15.500.000,00	3,45%
Actual Retention Class E	12.700.000,00	2,83%
Actual Retention Class M	17.500.000,00	3,90%

The Originator will retain for the life of the Transaction a material net economic interest of not less than 5 per cent. in the Transaction in accordance with Article 6 of Regulation (EU) No 2017/2402 of the European Parliament and of the Council of 12 December 2017 laying down a general framework for securitisation and creating a specific framework for simple, transparent and standardised securitisation, and amending Directives 2009/65/EC, 2009/138/EC and 2011/61/EU and Regulations (EC) No. 1060/2009 and (EU) No. 648/2012 (as amended) (the "European Securitisation Regulation"), provided that the level of retention may reduce over time in compliance with Article 10 (2) of Commission Delegated Regulation 625/2014 (the "Retention RTS"). As of the Issue Date and thereafter on an on-going basis, the Originator will retain the Class M Notes (the "Retained Notes") representing not less than 5 per cent. of the nominal value of the securitised exposures, as set out in Article 6(3)(d) of the European Securitisation Regulation.

ABEST 21
Monthly Investor Report

21. Counterparties I

Reporting Date	05/09/2023				
Payment Date	21/09/2023				
Period No					
Monthly Period	01/08/2023 - 31/08/2023				
Interest Period	from	21/08/2023	to	21/09/2023	= 31 days
Collection Period	from	01/08/2023	to	31/08/2023	

		Moody's			Fitch		
		Long Term	Short Term	Outlook	Long Term	Short Term	Outlook
Joint Lead Managers:	CA-CIB	Aa3	P-1	STABLE	A+	F1	STABLE
	Unicredit Bank AG	A2	P-1	NEGATIVE	BBB+	F2	STABLE
Transaction Account:	The Bank of New York Mellon, Frankfurt Branch	Aa2	P-1	STABLE	AA	F1+	STABLE
Paying Agent:	The Bank of New York Mellon, London Branch	n.a.	n.a.	n.a.	n.a.	n.a.	n.a.
Swap Counterparty:	CA Auto Bank S.p.A. Niederlassung Deutschland	n.a.	n.a.	n.a.	n.a.	n.a.	n.a.

**ABEST 21
Monthly Investor Report**

22. Counterparties II

Reporting Date	05/09/2023					
Payment Date	21/09/2023					
Period No						
Monthly Period	01/08/2023 - 31/08/2023					
Interest Period	from	21/08/2023	to	21/09/2023	=	31 days
Collection Period	from	01/08/2023	to	31/08/2023		

Transaction Security Trustee: STICHTING SECURITY TRUSTEE ABEST 21

Data Trustee: DATA CUSTODY AGENT SERVICES B.V.

Rating Agencies: Moody's Fitch Ratings GmbH

Corporate Administration: INTERTRUST MANAGEMENT B.V.

ABEST 21
Monthly Investor Report

23. Issuer Information

Reporting Date		05/09/2023			
Payment Date		21/09/2023			
Period No					
Monthly Period		01/08/2023 - 31/08/2023			
Interest Period	from	21/08/2023	to	21/09/2023	= 31 days
Collection Period	from	01/08/2023	to	31/08/2023	

Deal Name: ABEST 21

Issuer: ABEST 21

Seller of the Receivables: CA Auto Bank S.p.A. Niederlassung Deutschland

Servicer Name: CA Auto Bank S.p.A. Niederlassung Deutschland

Reporting Entity: Ca-cib Milan

Contact: Doriana Bettini
doriana.bettini@ca-cib.com

**ABEST 21
Monthly Investor Report**

24. Originator. Servicer

Reporting Date	05/09/2023				
Payment Date	21/09/2023				
Period No	0				
Monthly Period	01/08/2023 - 31/08/2023				
Interest Period	from	21/08/2023	to	21/09/2023	= 31 days
Collection Period	from	01/08/2023	to	31/08/2023	

Contact Details

CA Auto Bank S.p.A. Niederlassung Deutschland

heike.simon@ca-autobank.com

Ratings CA Auto Bank SpA

(Downgrade Event)

In respect of the Servicer, and only if the Originator acts as Servicer, that the long-term rating of CA Auto Bank Spa unsecured, unsubordinated and unguaranteed debt obligations falls below Ba3 by Moody's

Moody's
Ba3

ABEST 21
Monthly Investor Report

25. Glossary

Reporting Date		05/09/2023				
Payment Date		21/09/2023				
Period No		0				
Monthly Period		01/08/2023 - 31/08/2023				
Interest Period	from	21/08/2023	to	21/09/2023	=	31 days
Collection Period	from	01/08/2023	to	31/08/2023		

Ca-cib Milano
Calculation Agent
Doriana.bettini@ca-cib.com