

ABEST 21
Monthly Investor Report

Cover Sheet Monthly Investor Report

Reporting Date	04/05/2023				
Payment Date	22/05/2023				
Period No					
Monthly Period	01/04/2023 - 30/04/2023				
Interest Period	from	21/04/2023	to	22/05/2023	= 31 days
Collection Period	from	01/04/2023	to	30/04/2023	

Index	Page
1. Portfolio Information	1
2. Reserve Accounts	2
3. Performance Data	3
4. Outstanding Notes	4
5. Original Principal Balance	5
5.1 Original PB (Graph)	5.1
6. Current Principal Balance	6
6.1 Current PB (Graph)	6.1
7. Borrower Concentration	7
8. Geographical Distribution	8
8.1 Geographical (Graph)	8.1
9. Object Type	9
10. Insurance Coverage	10
11. Contract Type	11
12. Customer Yield	12
12.1 Customer Yield (Graph)	13
13. Seasoning	13
13.1 Seasoning (Graph)	14
14. Remaining Term	14.1
14.1 Remaining Term (Graph)	15
15. Original Term	15.1
15.1 Original Term (Graph)	16
16. Manufacturer	16
17. Priority of Payments	17
18. Transaction Costs	18
19. Swap Counterparty Data	19
20. Retention	20
21. Counterparties I	21
22. Counterparties II	22
23. Originator	23
24. Disclaimer	24

ABEST 21
Monthly Investor Report

1. Portfolio Information

Reporting Date	04/05/2023				
Payment Date	22/05/2023				
Period No					
Monthly Period	01/04/2023 - 30/04/2023				
Interest Period from	21/04/2023	to	22/05/2023	=	31 days
Collection Period from	01/04/2023	to	30/04/2023		

	No. of Contracts	current period Aggregate Outstanding Principal Amount	previous period Aggregate Outstanding Principal Amount
Outstanding Receivables			
Beginning of Period (collection period)		483.653.629,77 €	483.708.211,11
Scheduled Principal Payments		14.679.884,63 €	13.627.879,11
Prepayment Principal		2.260.880,79 €	2.109.425,45
Others		1.934.957,22 €	2.479.542,12
Recoveries		- €	-
Total Principal Collections		18.875.722,64 €	18.216.846,68
Total Interest Collections		2.070.135,59 €	2.416.939,42
Defaults		42.039,94	33.666,54
End of Period (after Payment Date)	42.895	483.779.502,22 €	483.653.629,77
Balance of the Replenishment account (after Payment Date)		420.497,78 €	546.370,23
Current Prepayment Rate (annualised)		5,61%	5,23%
New sale Offer		19.043.635,03 €	18.128.598,80

ABEST 21
Monthly Investor Report

2. Reserve Accounts

Reporting Date	04/05/2023				
Payment Date	22/05/2023				
Period No					
Monthly Period	01/04/2023 - 30/04/2023				
Interest Period from	21/04/2023	to	22/05/2023	=	31 days
Collection Period from	01/04/2023	to	30/04/2023		

Notes Balance

Beginning of Period	486.600.000,00
End of Period	486.600.000,00

Reserve Accounts

Reserve Account	in %	euro	Trigger Event y/n
Beginning of Period	0,5%	2.345.500,00 €	NO
Cash Outflow	-		
Cash Inflow	-		
End of Period	0,5%	2.345.500,00 €	
Required Reserve Fund	€ 2.345.500,00		

ABEST 21
Monthly Investor Report

3. Performance Data

Reporting Date	04/05/2023				
Payment Date	22/05/2023				
Period No					
Monthly Period	01/04/2023 - 30/04/2023				
Interest Period from	21/04/2023	to	22/05/2023	=	31 days
Collection Period from	01/04/2023	to	30/04/2023		

Note Balance

Beginning of Period	486.600.000,00 €
End of Period	486.600.000,00 €

Ratios

3-MRA* 31- 60 days past due

31- 60 days past due period before previous period	0,00%
31- 60 days past due previous period	0,00%
31- 60 days past due current period	4.740.029,19 €

3-MRA* 61-90 days past due

61- 90 days past due period before previous period	0,00%
61- 90 days past due previous period	0,00%
61- 90 days past due current period	770.471,76 €

3-MRA* 91-120 days past due

91- 120 days past due period before previous period	0,00%
91- 120 days past due previous period	0,00%
91- 120 days past due current period	522.432,88 €

Early Amortisation Event

Cumulative Default Level

Cumulative Default Level period before previous period	0,13%
Cumulative Default Level previous period	0,13%
Cumulative Default Level current period	0,14%

Trigger Breach (if higher than 3.70% for 2 consecutive Calculation Dates)

NO

Delinquency Level

Delinquency Level period before previous period	0,06%
Delinquency Level previous period	0,06%
Delinquency Level current period	0,07%

Trigger Breach (if higher than 1% for 2 consecutive Calculation Dates)

NO

Principal Deficiency Amount Shortfall

Trigger Breach (if the Principal Deficiency Amount Shortfall is higher than zero)	NO
---	-----------

Replenishment Amount

Trigger Breach (if Replenishment Amount is higher than 20% of the Aggregate Rated Notes Outstanding Amount on each of three consecutive Calculation Dates)	NO
---	-----------

Performance Data

Number of Contracts being 31-60 Days delinquent	354
Number of Contracts being 61-90 Days delinquent	67
Number of Contracts being 91-120 Days delinquent	38
Gross instalments being 31-60 days delinquent	22.956,47
Gross instalments being 61-90 days delinquent	15.859,20
Gross instalments being 91-120 days delinquent	12.625,16
Current Period Termination	50.912,75
Cumulative Termination	1.260.191,82
New number of Contracts being terminated	13,00
Total number of Contracts being terminated	232,00
Current Period Recoveries	0,00
Cumulative Recoveries	114.207,88

ABEST 21
Monthly Investor Report

Reporting Date	04/05/2023				
Payment Date	22/05/2023				
Period No					
Monthly Period	01/04/2023 - 30/04/2023				
Interest Period from	21/04/2023	to	22/05/2023	=	31 days
Collection Period from	01/04/2023	to	30/04/2023		

4. Outstanding Notes

Principal Payable Amount (during Amortising Period)

1. Note Balance	All notes	Class A	Class B	Class C	Class D	Class E	Class M
General Note Information							
ISIN Code	XS2367164493	XS2368146457	XS2368150210	XS2368152695	XS2368153156	XS2368153586	
Currency	EURO	EURO	EURO	EURO	EURO	EURO	EURO
Initial Tranching	82,2%	4,3%	4,2%	3,2%	2,6%	3,6%	
Legal Maturity	set 2031	set 2031	set 2031	set 2031	set 2031	set 2031	set 2031
Expected Maturity	set 2031	set 2031	set 2031	set 2031	set 2031	set 2031	set 2031
Original Rating (Fitch / Moody's)	AAAsf/Aaa(sf)	AAAsf/Aa1(sf)	Asf/Aa3(sf)	BBBsf/A3(sf)	BBsf/Ba1(sf)	n/a	n/a
Current Rating (Fitch / Moody's)*	AAAsf/Aaa(sf)	AAAsf/Aaa(sf)	Asf/Aa1(sf)	BBBsf/A1(sf)	BBsf/Baa1(sf)	n/a	n/a
Initial Notes Aggregate Principal Outstanding Balance	400.000.000,00 €	20.700.000,00 €	20.200.000,00 €	15.500.000,00 €	12.700.000,00 €	17.500.000,00 €	
Initial Nominal per Note	100.000,00 €	100.000,00 €	100.000,00 €	100.000,00 €	100.000,00 €	100.000,00 €	
Initial Number of Notes per Class	4.000	207	202	155	127	175	
Current Note Information							
Class Principal Outstanding Balance Beginning of Period	400.000.000,00 €	20.700.000,00 €	20.200.000,00 €	15.500.000,00 €	12.700.000,00 €	17.500.000,00 €	
Amortisation	-	n.a.	n.a.	n.a.	n.a.	n.a.	
Redemption per Note	0,00 €	0,00 €	0,00 €	0,00 €	0,00 €	0,00 €	
Class Principal Outstanding Balance End of Period	400.000.000,00 €	20.700.000,00 €	20.200.000,00 €	15.500.000,00 €	12.700.000,00 €	17.500.000,00 €	
Current Tranching	82,2%	4,3%	4,2%	3,2%	2,6%	3,6%	
Current Pool Factor	1,00	1,00	1,00	1,00	1,00	1,00	
2. Payments to Investors per Note							
Interest Rate Basis: 1-M Euribor / Spread	3,687						
DayCount Convention	ACT/360	ACT/360	ACT/360	ACT/360	ACT/360	ACT/360	
Interest Days	31 days	31 days	31 days	31 days	31 days	31 days	
Principal Outstanding Beginning of Period	400.000.000,00 €	20.700.000,00 €	20.200.000,00 €	15.500.000,00 €	12.700.000,00 €	17.500.000,00 €	
> Principal Repayment	0,00 €	0,00 €	0,00 €	0,00 €	0,00 €	0,00 €	
> Principal Outstanding End of Period	400.000.000,00 €	20.700.000,00 €	20.200.000,00 €	15.500.000,00 €	12.700.000,00 €	17.500.000,00 €	
> Interest accrued for the period	1.269.966,67 €	11.586,25 €	21.743,06 €	26.427,50 €	38.276,39 €	97.951,39 €	
Interest Payment							
Initial total CE (Subordination, Reserve)	18,30%	14,04%	9,89%	6,71%	4,10%	0,00%	
Current CE	18,28%	14,02%	9,87%	6,69%	4,08%	0,00%	

**ABEST 21
Monthly Investor Report**

5. Original Principal Balance

as of **ISSUE DATE**

Reporting Date	04/05/2023			
Payment Date	22/05/2023			
Period No				
Monthly Period	01/04/2023 - 30/04/2023			
Interest Period	from	21/04/2023	to	22/05/2023 = 31 days
Collection Period	from	01/04/2023	to	30/04/2023

<i>Balloon Loan</i>				
<i>Original Principal Balance (Ranges in EUR)</i>	<i>Principal Balance in EUR</i>	<i>Percentage of Balance</i>	<i>Number of Loans</i>	<i>Percentage of Loans</i>
0 < X ≤ 5,000	26.340.921	13,9%	3.233,00	29,87%
5,000 < X ≤ 10,000	56.693.807	29,9%	4.181,00	38,63%
10,000 < X ≤ 15,000	33.058.163	17,5%	1.477,00	13,65%
15,000 < X ≤ 20,000	21.053.341	11,1%	736,00	6,80%
20,000 < X ≤ 25,000	15.307.390	8,1%	440,00	4,07%
25,000 < X ≤ 30,000	13.238.630	7,0%	327,00	3,02%
30,000 < X ≤ 35,000	9.237.765	4,9%	193,00	1,78%
35,000 < X ≤ 40,000	6.617.436	3,5%	123,00	1,14%
40,000 < X ≤ 45,000	2.335.891	1,2%	39,00	0,36%
45,000 < X ≤ 50,000	2.396.151	1,3%	36,00	0,33%
50,000 < X ≤ 55,000	863.796	0,5%	11,00	0,10%
55,000 < X ≤ 60,000	701.442	0,4%	9,00	0,08%
60,000 < X ≤ 65,000	709.680	0,4%	9,00	0,08%
65,000 < X ≤ 70,000	161.815	0,1%	2,00	0,02%
70,000 < X ≤ 75,000	225.158	0,1%	2,00	0,02%
75,000 < X	370.480	0,2%	4,00	0,04%
Total	189.311.865,23	100,00%	10.822	100,00%

Statistics in EUR

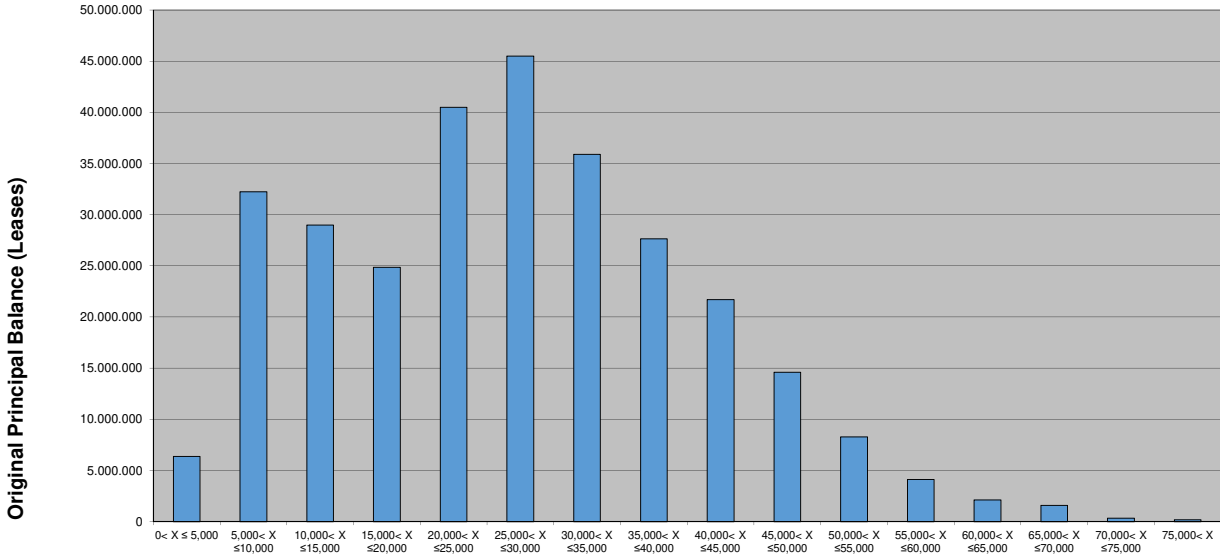
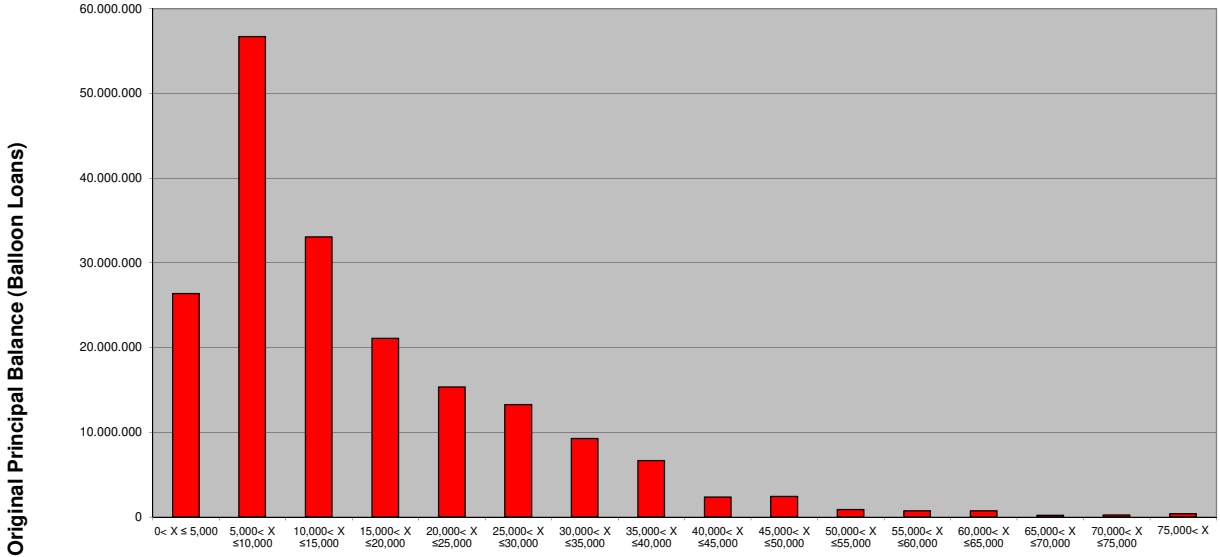
<i>Leases</i>				
<i>Original Principal Balance (Ranges in EUR)</i>	<i>Original Principal Balance in EUR</i>	<i>Percentage of Balance</i>	<i>Number of Loans</i>	<i>Percentage of Loans</i>
0 < X ≤ 5,000	6.363.403	2,2%	1.063,00	3,21%
5,000 < X ≤ 10,000	32.245.892	10,9%	7.014,00	21,21%
10,000 < X ≤ 15,000	28.982.622	9,8%	3.774,00	11,41%
15,000 < X ≤ 20,000	24.848.871	8,4%	2.947,00	8,91%
20,000 < X ≤ 25,000	40.493.101	13,7%	4.783,00	14,47%
25,000 < X ≤ 30,000	45.502.809	15,4%	4.715,00	14,26%
30,000 < X ≤ 35,000	35.908.481	12,2%	3.186,00	9,64%
35,000 < X ≤ 40,000	27.656.559	9,4%	2.158,00	6,53%
40,000 < X ≤ 45,000	21.689.268	7,4%	1.583,00	4,79%
45,000 < X ≤ 50,000	14.601.687	5,0%	949,00	2,87%
50,000 < X ≤ 55,000	8.271.453	2,8%	489,00	1,48%
55,000 < X ≤ 60,000	4.119.527	1,4%	217,00	0,66%
60,000 < X ≤ 65,000	2.102.667	0,7%	101,00	0,31%
65,000 < X ≤ 70,000	1.582.360	0,5%	63,00	0,19%
70,000 < X ≤ 75,000	329.334	0,1%	18,00	0,05%
75,000 < X	185.588	0,1%	4,00	0,01%
Total	294.883.621,93	100,00%	33.064	100,00%

Statistics in EUR

**ABEST 21
Monthly Investor Report**

5.1 Original PB (Graph)

Reporting Date	04/05/2023				
Payment Date	22/05/2023				
Period No					
Monthly Period	01/04/2023 - 30/04/2023				
Interest Period	from	21/04/2023	to	22/05/2023	= 31 days
Collection Period	from	01/04/2023	to	30/04/2023	



**ABEST 21
Monthly Investor Report**

5. Original Principal Balance

as of ISSUE DATE

Reporting Date	04/05/2023			
Payment Date	22/05/2023			
Period No				
Monthly Period	01/04/2023 - 30/04/2023			
Interest Period	from	21/04/2023	to	22/05/2023 = 31 days
Collection Period	from	01/04/2023	to	30/04/2023

Balloon Loan				
Current Principal Balance (Ranges in EUR)	Original Principal Balance in EUR	Percentage of Balance	Number of Loans	Percentage of Loans
0 < X ≤ 5,000	20.938.136	8,7%	2.420,00	20,69%
5,000 < X ≤ 10,000	57.576.695	23,9%	4.129,00	35,30%
10,000 < X ≤ 15,000	45.907.013	19,0%	2.169,00	18,54%
15,000 < X ≤ 20,000	30.353.200	12,6%	1.110,00	9,49%
20,000 < X ≤ 25,000	19.798.216	8,2%	570,00	4,87%
25,000 < X ≤ 30,000	17.675.697	7,3%	440,00	3,76%
30,000 < X ≤ 35,000	14.210.192	5,9%	304,00	2,60%
35,000 < X ≤ 40,000	12.392.982	5,1%	243,00	2,08%
40,000 < X ≤ 45,000	5.891.409	2,4%	104,00	0,89%
45,000 < X ≤ 50,000	5.016.544	2,1%	80,00	0,68%
50,000 < X ≤ 55,000	2.669.155	1,1%	38,00	0,32%
55,000 < X ≤ 60,000	2.684.885	1,1%	35,00	0,30%
60,000 < X ≤ 65,000	1.515.289	0,6%	18,00	0,15%
65,000 < X ≤ 70,000	834.469	0,3%	9,00	0,08%
70,000 < X ≤ 75,000	699.629	0,3%	7,00	0,06%
75,000 < X	2.947.017	1,2%	20,00	0,17%
Total	241.110.527,83	100,00%	11.696	100,00%

Statistics in EUR

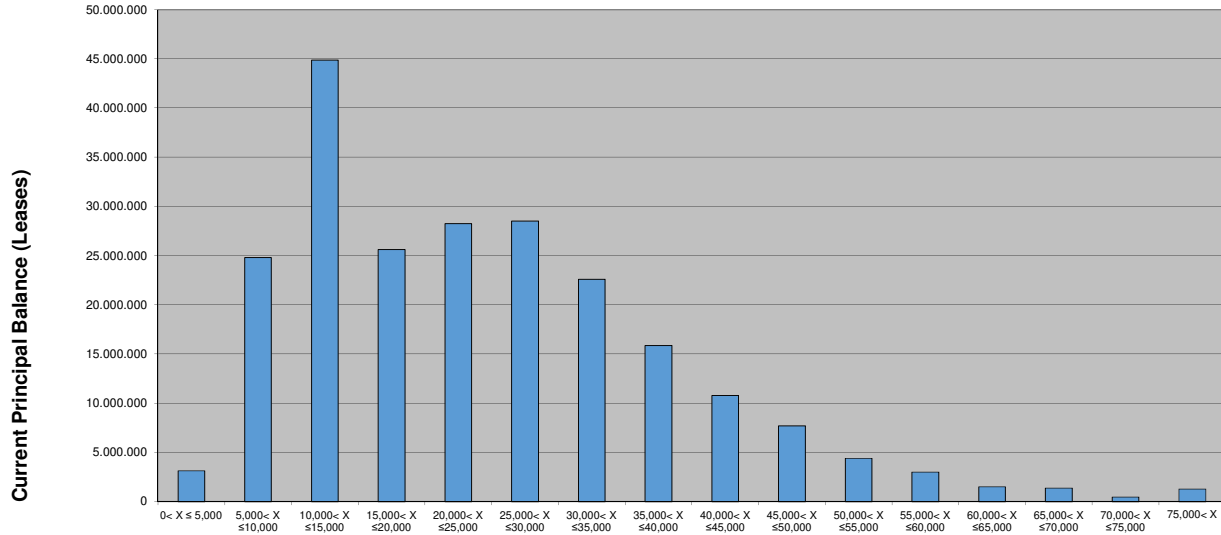
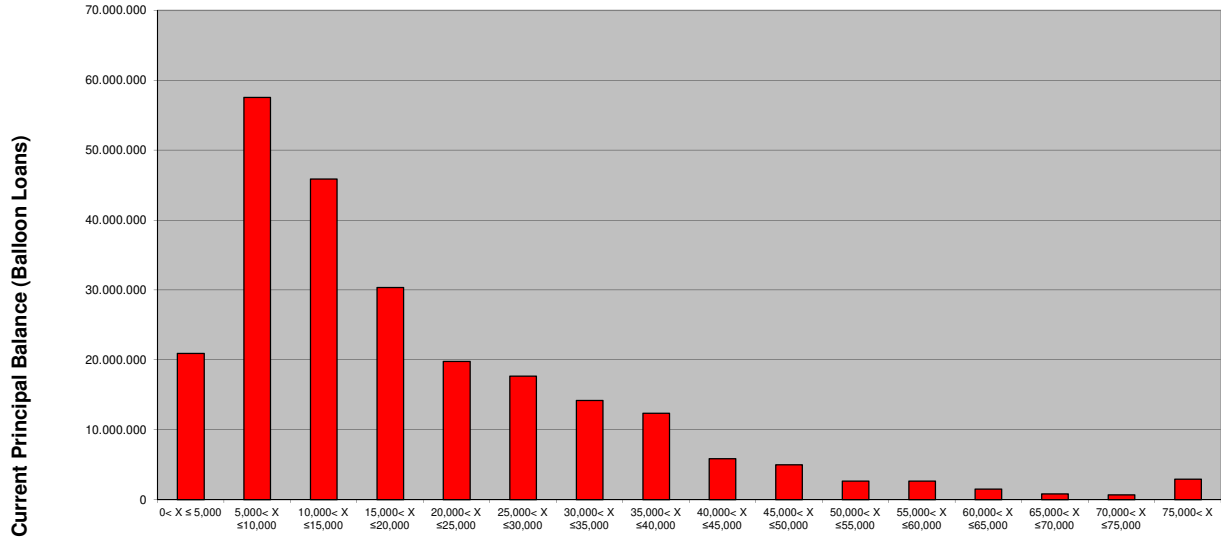
Leases				
Current Principal Balance (Ranges in EUR)	Original Principal Balance in EUR	Percentage of Balance	Number of Loans	Percentage of Loans
0 < X ≤ 5,000	3.120.490	1,4%	711,00	2,28%
5,000 < X ≤ 10,000	24.797.495	11,1%	7.119,00	22,85%
10,000 < X ≤ 15,000	44.860.663	20,0%	7.436,00	23,87%
15,000 < X ≤ 20,000	25.598.657	11,4%	3.455,00	11,09%
20,000 < X ≤ 25,000	28.226.744	12,6%	3.619,00	11,62%
25,000 < X ≤ 30,000	28.505.956	12,7%	3.315,00	10,64%
30,000 < X ≤ 35,000	22.583.464	10,1%	2.242,00	7,20%
35,000 < X ≤ 40,000	15.843.228	7,1%	1.351,00	4,34%
40,000 < X ≤ 45,000	10.767.447	4,8%	877,00	2,82%
45,000 < X ≤ 50,000	7.684.208	3,4%	513,00	1,65%
50,000 < X ≤ 55,000	4.396.012	2,0%	251,00	0,81%
55,000 < X ≤ 60,000	3.011.864	1,3%	119,00	0,38%
60,000 < X ≤ 65,000	1.490.861	0,7%	61,00	0,20%
65,000 < X ≤ 70,000	1.377.296	0,6%	52,00	0,17%
70,000 < X ≤ 75,000	480.293	0,2%	13,00	0,04%
75,000 < X	1.273.702	0,6%	20,00	0,06%
Total	224.018.379,50	100,00%	31.154	100,00%

Statistics in EUR

ABEST 21
Monthly Investor Report

5.1 Original PB (Graph)

Reporting Date	04/05/2023		
Payment Date	22/05/2023		
Period No			
Monthly Period	01/04/2023 - 30/04/2023		
Interest Period	from	21/04/2023	to 22/05/2023 = 31 days
Collection Period	from	01/04/2023	to 30/04/2023



ABEST 21
Monthly Investor Report

7. Borrower Concentration

Reporting Date	04/05/2023				
Payment Date	22/05/2023				
Period No					
Monthly Period	01/04/2023 - 30/04/2023				
Interest Period	from	21/04/2023	to	22/05/2023	= 31 days
Collection Period	from	01/04/2023	to	30/04/2023	

No	Current Principal Balance in EUR	Percentage of Balance	Number of Loans
1	379.908,62	0,08%	21
2	325.586,68	0,07%	1
3	304.613,19	0,07%	47
4	259.752,37	0,06%	10
5	245.861,44	0,05%	1
6	213.191,26	0,05%	1
7	206.150,00	0,04%	5
8	205.664,36	0,04%	1
9	194.471,92	0,04%	1
10	193.187,47	0,04%	3
11	186.190,34	0,04%	1
12	185.534,66	0,04%	1
13	182.857,11	0,04%	5
14	174.492,00	0,04%	3
15	172.313,92	0,04%	1
16	166.050,41	0,04%	1
17	165.347,24	0,04%	2
18	164.486,54	0,04%	10
19	163.437,49	0,04%	25
20	162.713,97	0,03%	3
	4.251.810,99	0,91%	143

ABEST 21
Monthly Investor Report

8. Geographical Distribution

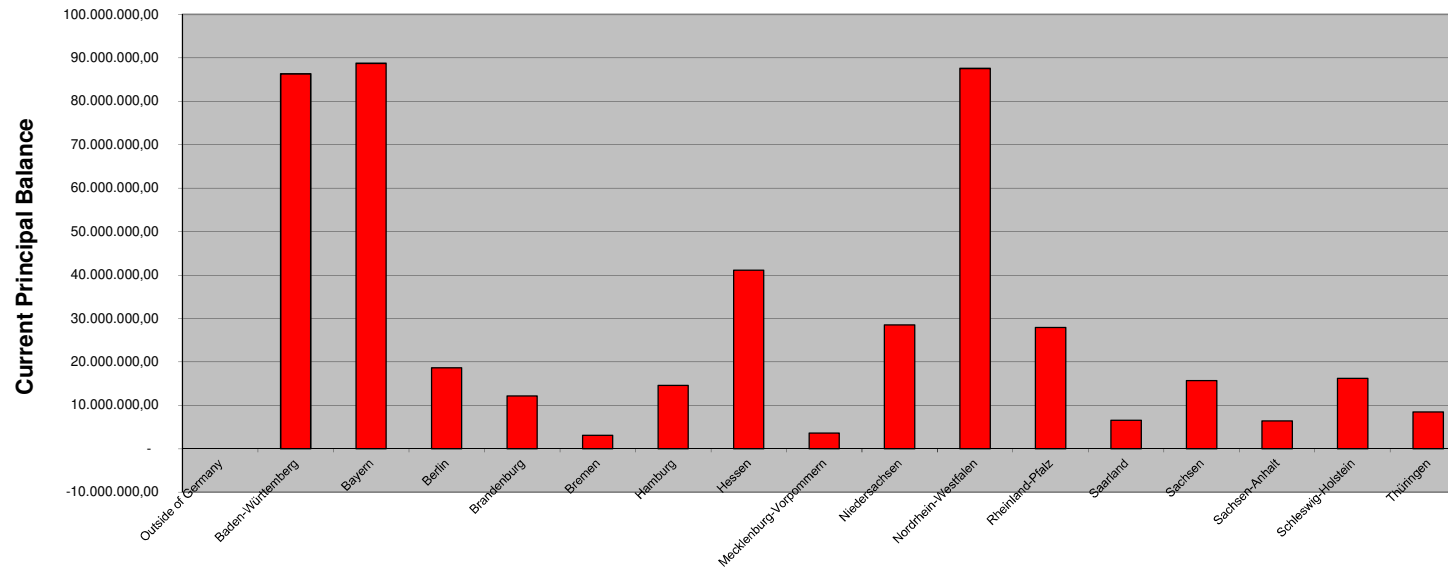
Reporting Date	04/05/2023				
Payment Date	22/05/2023				
Period No					
Monthly Period	01/04/2023 - 30/04/2023				
Interest Period	from	21/04/2023	to	22/05/2023	= 31 days
Collection Period	from	01/04/2023	to	30/04/2023	

State	Current Principal Balance in EUR	Percentage of Balance	Number of Loans	Percentage of Loans
Outside of Germany	-	0,0%	-	0,0%
Baden-Württemberg	86.333.299,61	18,6%	7.720	18,0%
Bayern	88.748.855,26	19,1%	8.028	18,7%
Berlin	18.612.948,83	4,0%	2.111	4,9%
Brandenburg	12.120.560,02	2,6%	1.386	3,2%
Bremen	3.066.952,29	0,7%	251	0,6%
Hamburg	14.540.287,23	3,1%	1.239	2,9%
Hessen	41.047.368,71	8,8%	3.700	8,6%
Mecklenburg-Vorpomm	3.580.413,84	0,8%	300	0,7%
Niedersachsen	28.483.833,60	6,1%	2.678	6,2%
Nordrhein-Westfalen	87.545.465,23	18,8%	7.996	18,7%
Rheinland-Pfalz	27.905.343,29	6,0%	2.329	5,4%
Saarland	6.523.766,86	1,4%	515	1,2%
Sachsen	15.662.782,72	3,4%	1.544	3,6%
Sachsen-Anhalt	6.358.658,60	1,4%	668	1,6%
Schleswig-Holstein	16.165.125,98	3,5%	1.425	3,3%
Thüringen	8.433.245,26	1,8%	960	2,2%
Total	465.128.907,33	100,00%	42.850	100,00%

ABEST 21
Monthly Investor Report

8.1 Geographical Distribution (Graph)

Reporting Date	04/05/2023				
Payment Date	22/05/2023				
Period No					
Monthly Period	01/04/2023 - 30/04/2023				
Interest Period	from	21/04/2023	to	22/05/2023	= 31 days
Collection Period	from	01/04/2023	to	30/04/2023	



ABEST 21
Monthly Investor Report

9. Object Type

Reporting Date	04/05/2023	
Payment Date	22/05/2023	
Period	No	
Monthly Period	01/04/2023 - 30/04/2023	
Interest Period	from 21/04/2023 to	22/05/2023 = 31 days
Collection Period	from 01/04/2023 to	30/04/2023

<i>Balloon Loan</i>				
<i>Object Type</i>	<i>Current Principal Balance in EUR</i>	<i>Percentage of Balance</i>	<i>Number of Loans</i>	<i>Percentage of Loans</i>
Car	219.894.269,53	91,2%	10.464	89,47%
LCV	21.216.258,30	8,8%	1.232	10,53%
Total	241.110.527,83	100%	11.696	100%

<i>Leases</i>				
<i>Object Type</i>	<i>Current Principal Balance in EUR</i>	<i>Percentage of Balance</i>	<i>Number of Loans</i>	<i>Percentage of Loans</i>
Car	200.216.746,68	89,38%	27.623	88,67%
LCV	23.801.632,82	10,62%	3.531	11,33%
Total	224.018.379,50	100%	31.154	100%

ABEST 21
Monthly Investor Report

10. Insurances

Reporting Date	04/05/2023			
Payment Date	22/05/2023			
Period No				
Monthly Period	01/04/2023 - 30/04/2023			
Interest Period	from	21/04/2023	to	22/05/2023 = 31 days
Collection Period	from	01/04/2023	to	30/04/2023

<i>Contract Type</i>	<i>CPI</i>	<i>GAP</i>	<i>Current Principal Balance in EUR</i>	<i>Percentage of Balance</i>
Balloon Loans	1.419.601,37	2.219.627,40	241.110.527,83	1,5%
Leases	0,00	0,00	224.018.379,50	0,0%
Total	1.419.601,37	2.219.627,40	465.128.907,33	0,8%

ABEST 21
Monthly Investor Report

11. Type of Contract

Reporting Date			04/05/2023			
Payment Date			22/05/2023			
Period No						
Monthly Period			01/04/2023 - 30/04/2023			
Interest Period	from		21/04/2023	to	22/05/2023	= 31 days
Collection Period	from		01/04/2023	to	30/04/2023	

<i>Loan Type</i>	<i>Number of Loans</i>	<i>Percentage of Loans in %</i>	<i>Loan Principal in EUR</i>	<i>% of Current Outstanding</i>
Balloon Loans new cars	7.144	16,7%	152.728.283	32,8%
Balloon Loans used cars	4.552	10,6%	88.382.245	19,0%
Leases new cars	31.154	72,7%	224.018.379	48,2%
Total	42.850	100%	465.128.907,33	100,0%

**ABEST 21
Monthly Investor Report**

12. Customer Yield

Reporting Date	04/05/2023		
Payment Date	22/05/2023		
Period No			
Monthly Period	01/04/2023 - 30/04/2023		
Interest Period	from	21/04/2023	to 22/05/2023 = 31 days
Collection Period	from	01/04/2023	to 30/04/2023

<i>Balloon Loan</i>				
<i>Yield Range *</i>	<i>Current Principal Balance in EUR</i>	<i>Percentage of Balance</i>	<i>Number of Loans</i>	<i>Percentage of Loans</i>
0 to 1%	20.204.526,16	8,38%	620	5,30%
1,01 to 2%	24.992.164,51	10,37%	1.049	8,97%
2,01 to 3%	83.947.494,56	34,82%	4.205	35,95%
3,01 to 4%	82.806.003,66	34,34%	4.356	37,24%
4,01 to 5%	22.714.900,23	9,42%	1.169	9,99%
5,01 to 6%	5.614.126,62	2,33%	254	2,17%
6,01 to 7%	810.342,35	0,34%	42	0,36%
7,01 to 8%	20.969,74	0,01%	1	0,01%
8,01 to 9%	0,00	0,00%	0	0,00%
9,01 to 10%	0,00	0,00%	0	0,00%
> 10%	0,00	0,00%	0	0,00%
Total	241.110.527,83	100%	11.696,00	100%

Statistics	in %
WA Interest	3,12

* runs from .00 to .99

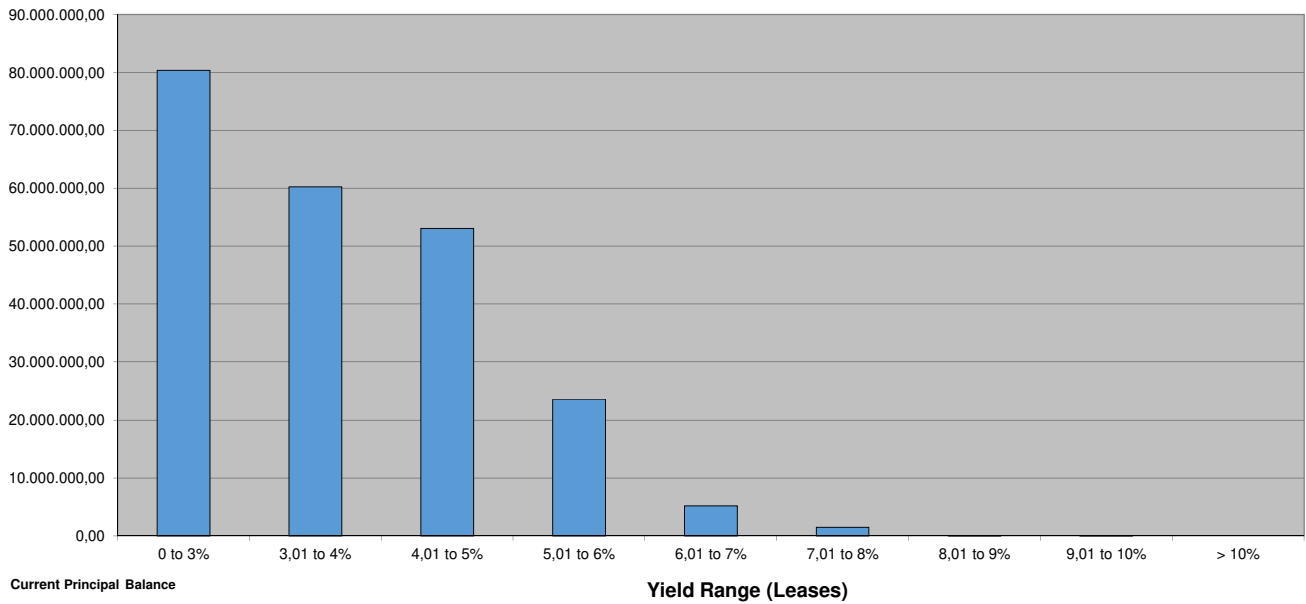
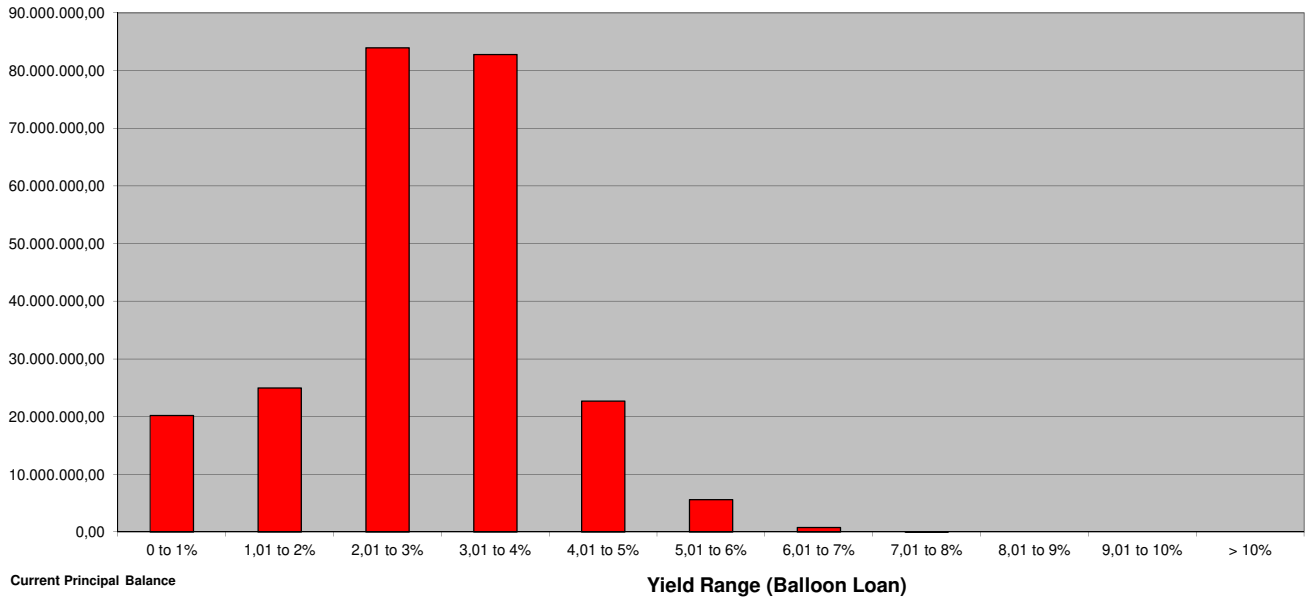
<i>Leases</i>				
<i>Yield Range *</i>	<i>Current Principal Balance in EUR</i>	<i>Percentage of Balance</i>	<i>Number of Loans</i>	<i>Percentage of Loans</i>
0 to 3%	80.349.833,70	35,87%	11.236	36,07%
3,01 to 4%	60.211.892,91	26,88%	9.437	30,29%
4,01 to 5%	53.051.462,88	23,68%	7.271	23,34%
5,01 to 6%	23.571.467,84	10,52%	2.419	7,76%
6,01 to 7%	5.241.606,28	2,34%	626	2,01%
7,01 to 8%	1.533.267,12	0,68%	155	0,50%
8,01 to 9%	58.066,13	0,03%	9	0,03%
9,01 to 10%	782,64	0,00%	1	0,00%
> 10%	0,00	0,00%	0	0,00%
Total	224.018.379,50	100%	31.154,00	100%

Statistics	in %
WA Interest	3,71

ABEST 21
Monthly Investor Report

12.1 Customer Yield (Graph)

Reporting Date	04/05/2023				
Payment Date	22/05/2023				
Period No					
Monthly Period	01/04/2023 - 30/04/2023				
Interest Period	from	21/04/2023	to	22/05/2023	= 31 days
Collection Period	from	01/04/2023	to	30/04/2023	



**ABEST 21
Monthly Investor Report**

13. Seasoning

Reporting Date	04/05/2023	
Payment Date	22/05/2023	
Period No		
Monthly Period	01/04/2023 - 30/04/2023	
Interest Period	from 21/04/2023 to	22/05/2023 = 31 days
Collection Period	from 01/04/2023 to	30/04/2023

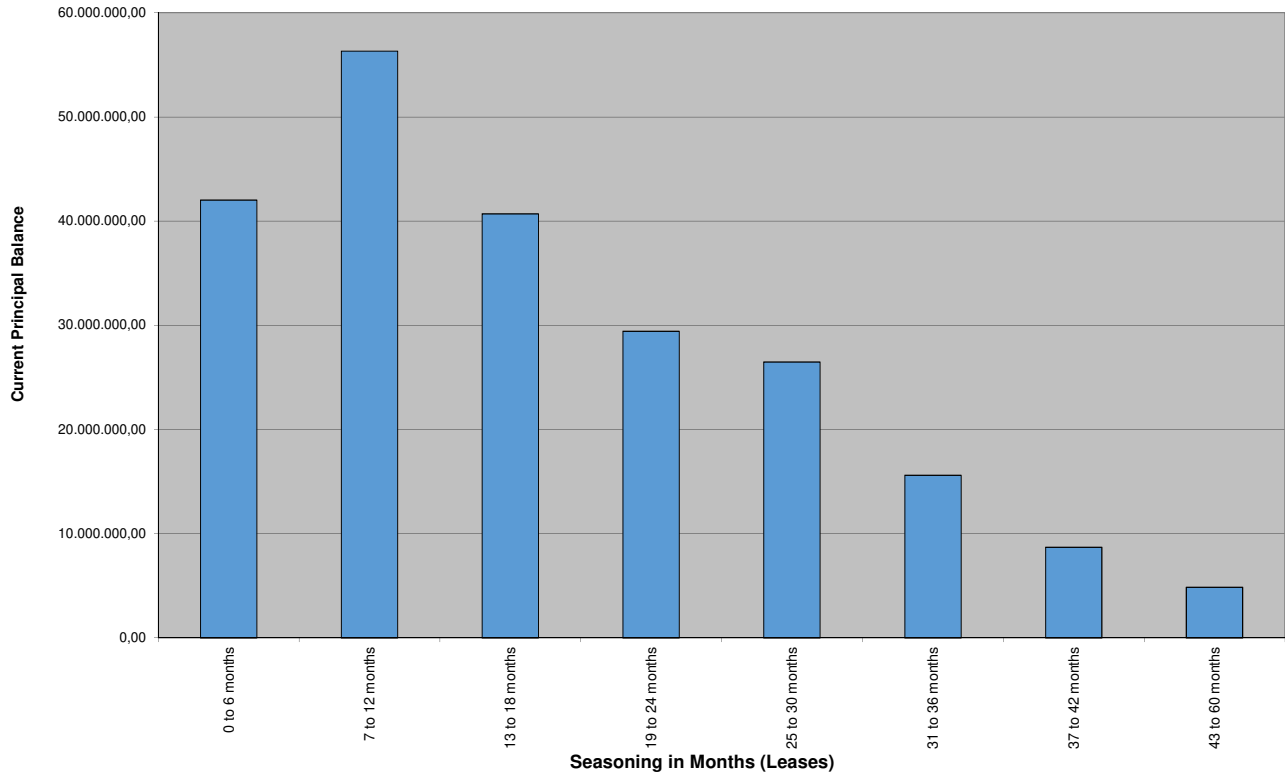
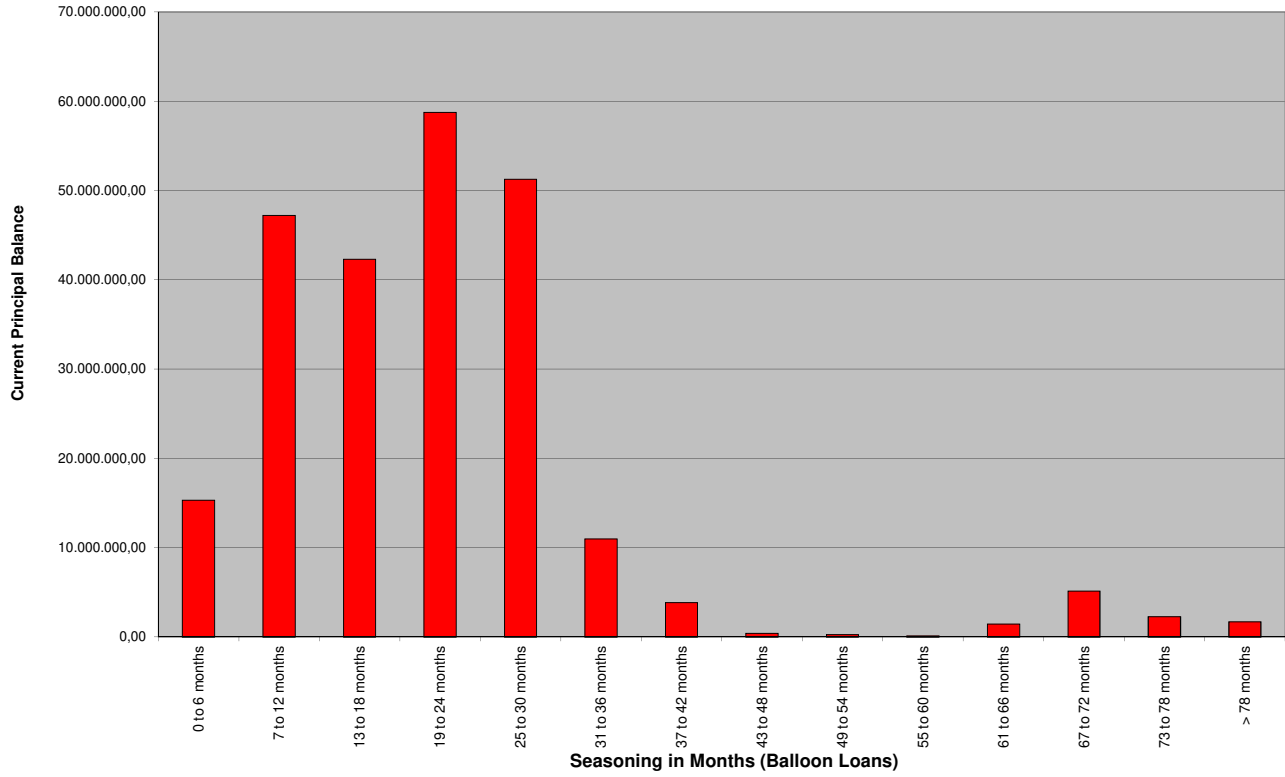
<i>Balloon Loan</i>				
<i>Seasoning in Months</i>	<i>Current Principal Balance in EUR</i>	<i>Percentage of Balance</i>	<i>Number of Loans</i>	<i>Percentage of Loans</i>
0 to 6 months	15.315.617,53	6,35%	404	3,45%
7 to 12 months	47.228.104,07	19,59%	1.566	13,39%
13 to 18 months	42.318.545,68	17,55%	1.777	15,19%
19 to 24 months	58.775.183,31	24,38%	2.845	24,32%
25 to 30 months	51.267.841,17	21,26%	2.902	24,81%
31 to 36 months	10.973.603,40	4,55%	645	5,51%
37 to 42 months	3.867.835,21	1,60%	234	2,00%
43 to 48 months	414.415,98	0,17%	31	0,27%
49 to 54 months	250.397,31	0,10%	19	0,16%
55 to 60 months	133.880,50	0,06%	13	0,11%
61 to 66 months	1.447.191,46	0,60%	129	1,10%
67 to 72 months	5.128.887,45	2,13%	568	4,86%
73 to 78 months	2.276.656,59	0,94%	308	2,63%
> 78 months	1.712.368,17	0,71%	255	2,18%
Total	241.110.527,83	100,00%	11.696	100,00%

<i>Leases</i>				
<i>Seasoning in Months</i>	<i>Current Principal Balance in EUR</i>	<i>Percentage of Balance</i>	<i>Number of Loans</i>	<i>Percentage of Loans</i>
0 to 6 months	42.009.933,94	18,75%	3.563	11,44%
7 to 12 months	56.314.275,34	25,14%	4.765	15,29%
13 to 18 months	40.696.963,56	18,17%	4.371	14,03%
19 to 24 months	29.424.047,78	13,13%	4.241	13,61%
25 to 30 months	26.467.930,93	11,82%	4.595	14,75%
31 to 36 months	15.574.358,27	6,95%	4.304	13,82%
37 to 42 months	8.683.266,94	3,88%	2.631	8,45%
43 to 60 months	4.847.602,74	2,16%	2.684	8,62%
Total	224.018.379,50	100,00%	31.154	100,00%

**ABEST 21
Monthly Investor Report**

13.1 Seasoning (Graph)

Reporting Date	04/05/2023		
Payment Date	22/05/2023		
Period No			
Monthly Period	01/04/2023 - 30/04/2023		
Interest Period	from	21/04/2023	to 22/05/2023 = 31 days
Collection Period	from	01/04/2023	to 30/04/2023



ABEST 21
Monthly Investor Report

14. Remaining Term

Reporting Date	04/05/2023			
Payment Date	22/05/2023			
Period No				
Monthly Period	01/04/2023 - 30/04/2023			
Interest Period	from	21/04/2023	to	22/05/2023 = 31 days
Collection Period	from	01/04/2023	to	30/04/2023

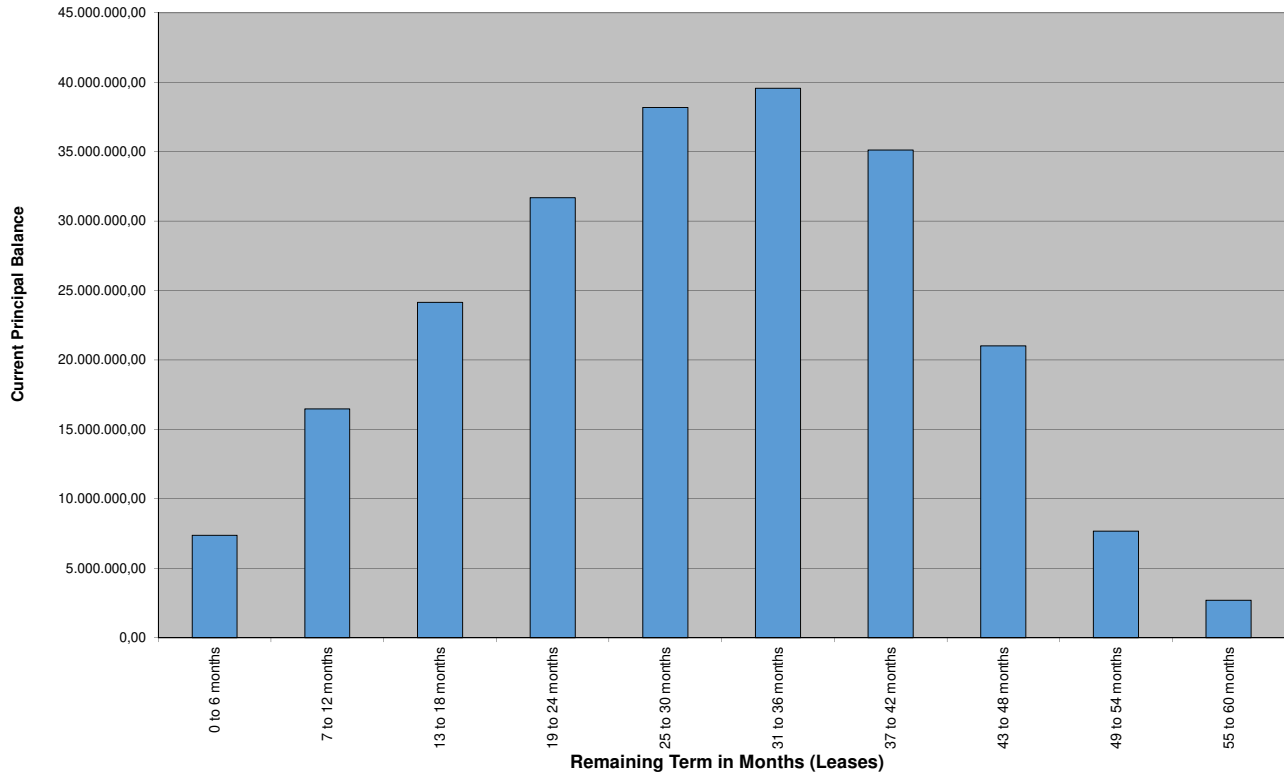
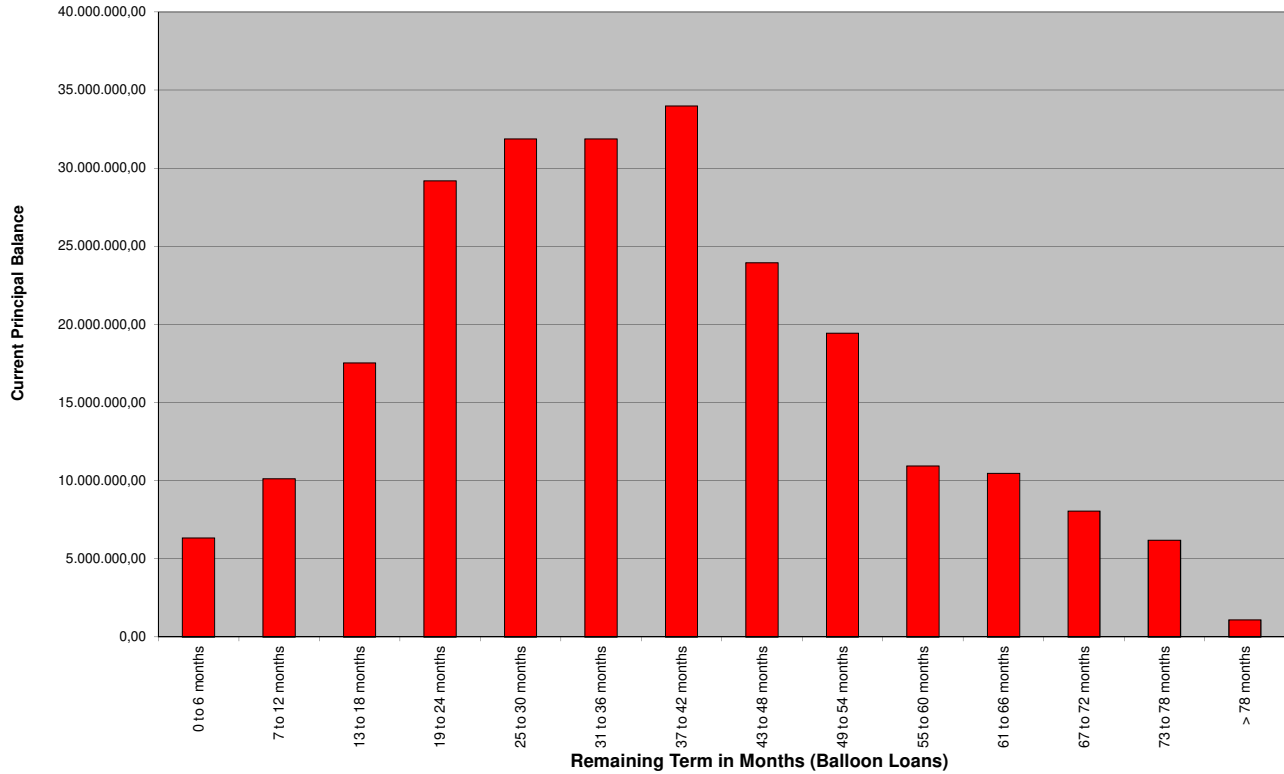
<i>Balloon Loan</i>				
<i>Remaining Term in Months</i>	<i>Current Principal Balance in EUR</i>	<i>Percentage of Balance</i>	<i>Number of Loans</i>	<i>Percentage of Loans</i>
0 to 6 months	6.340.819,11	2,63%	404	3,45%
7 to 12 months	10.135.256,02	4,20%	1.566	13,39%
13 to 18 months	17.540.437,99	7,27%	1.777	15,19%
19 to 24 months	29.186.003,51	12,10%	2.845	24,32%
25 to 30 months	31.875.908,48	13,22%	2.902	24,81%
31 to 36 months	31.879.182,15	13,22%	645	5,51%
37 to 42 months	33.992.767,12	14,10%	234	2,00%
43 to 48 months	23.948.615,88	9,93%	31	0,27%
49 to 54 months	19.443.630,81	8,06%	19	0,16%
55 to 60 months	10.941.412,93	4,54%	13	0,11%
61 to 66 months	10.482.244,25	4,35%	129	1,10%
67 to 72 months	8.049.458,55	3,34%	568	4,86%
73 to 78 months	6.197.183,80	2,57%	308	2,63%
> 78 months	1.097.607,23	0,46%	255	2,18%
Total	241.110.527,83	100,00%	11.696	100,00%

<i>Leases</i>				
<i>Remaining Term in Months</i>	<i>Current Principal Balance in EUR</i>	<i>Percentage of Balance</i>	<i>Number of Loans</i>	<i>Percentage of Loans</i>
0 to 6 months	7.383.771,21	3,30%	5.180	16,63%
7 to 12 months	16.489.058,04	7,36%	4.519	14,51%
13 to 18 months	24.151.479,59	10,78%	4.599	14,76%
19 to 24 months	31.694.359,43	14,15%	4.424	14,20%
25 to 30 months	38.179.912,25	17,04%	3.954	12,69%
31 to 36 months	39.578.385,67	17,67%	3.530	11,33%
37 to 42 months	35.128.485,13	15,68%	2.929	9,40%
43 to 48 months	21.018.562,88	9,38%	1.482	4,76%
49 to 54 months	7.681.942,44	3,43%	399	1,28%
55 to 60 months	2.712.422,86	1,21%	138	0,44%
Total	224.018.379,50	100,00%	31.154	100,00%

**ABEST 21
Monthly Investor Report**

14.1 Remaining Term (Graph)

Reporting Date	04/05/2023		
Payment Date	22/05/2023		
Period No			
Monthly Period	01/04/2023 - 30/04/2023		
Interest Period	from	21/04/2023	to 22/05/2023 =
Collection Period	from	01/04/2023	to 30/04/2023 = 31 days



**ABEST 21
Monthly Investor Report**

15. Original Term

Reporting Date	04/05/2023			
Payment Date	22/05/2023			
Period No				
Monthly Period	01/04/2023 - 30/04/2023			
Interest Period	from	21/04/2023	to	22/05/2023 = 31 days
Collection Period	from	01/04/2023	to	30/04/2023

<i>Balloon Loan</i>				
<i>Remaining Term in Months</i>	<i>Current Principal Balance in EUR</i>	<i>Percentage of Balance</i>	<i>Number of Loans</i>	<i>Percentage of Loans</i>
0 to 6 months	0,00	0,00%	0	0,00%
7 to 12 months	363.518,96	0,15%	13	0,11%
13 to 18 months	89.969,64	0,04%	7	0,06%
19 to 24 months	3.303.972,87	1,37%	148	1,27%
25 to 30 months	245.530,50	0,10%	20	0,17%
31 to 36 months	22.756.354,34	9,44%	1.135	9,70%
37 to 42 months	761.092,41	0,32%	42	0,36%
43 to 48 months	92.988.543,25	38,57%	4.365	37,32%
49 to 54 months	1.341.411,76	0,56%	56	0,48%
55 to 60 months	52.373.417,10	21,72%	2.275	19,45%
61 to 66 months	1.284.557,31	0,53%	55	0,47%
67 to 72 months	18.882.439,71	7,83%	897	7,67%
73 to 78 months	1.711.253,23	0,71%	86	0,74%
> 78 months	45.008.466,75	18,67%	2.597	22,20%
Total	241.110.527,83	100,00%	11.696	100,00%

<i>Leases</i>				
<i>Remaining Term in Months</i>	<i>Current Principal Balance in EUR</i>	<i>Percentage of Balance</i>	<i>Number of Loans</i>	<i>Percentage of Loans</i>
0 to 6 months	0,00	0,00%	0	0,00%
7 to 12 months	0,00	0,00%	0	0,00%
13 to 18 months	19.420,92	0,01%	23	0,07%
19 to 24 months	3.203.708,18	1,43%	1.317	4,23%
25 to 30 months	245.116,59	0,11%	60	0,19%
31 to 36 months	60.501.166,16	27,01%	9.157	29,39%
37 to 42 months	2.779.313,31	1,24%	236	0,76%
43 to 48 months	125.707.773,54	56,11%	17.525	56,25%
49 to 54 months	1.761.227,43	0,79%	146	0,47%
55 to 60 months	29.800.653,37	13,30%	2.690	8,63%
Total	224.018.379,50	100,00%	31.154	100,00%

Statistics

WA Original Term	45,94
------------------	-------

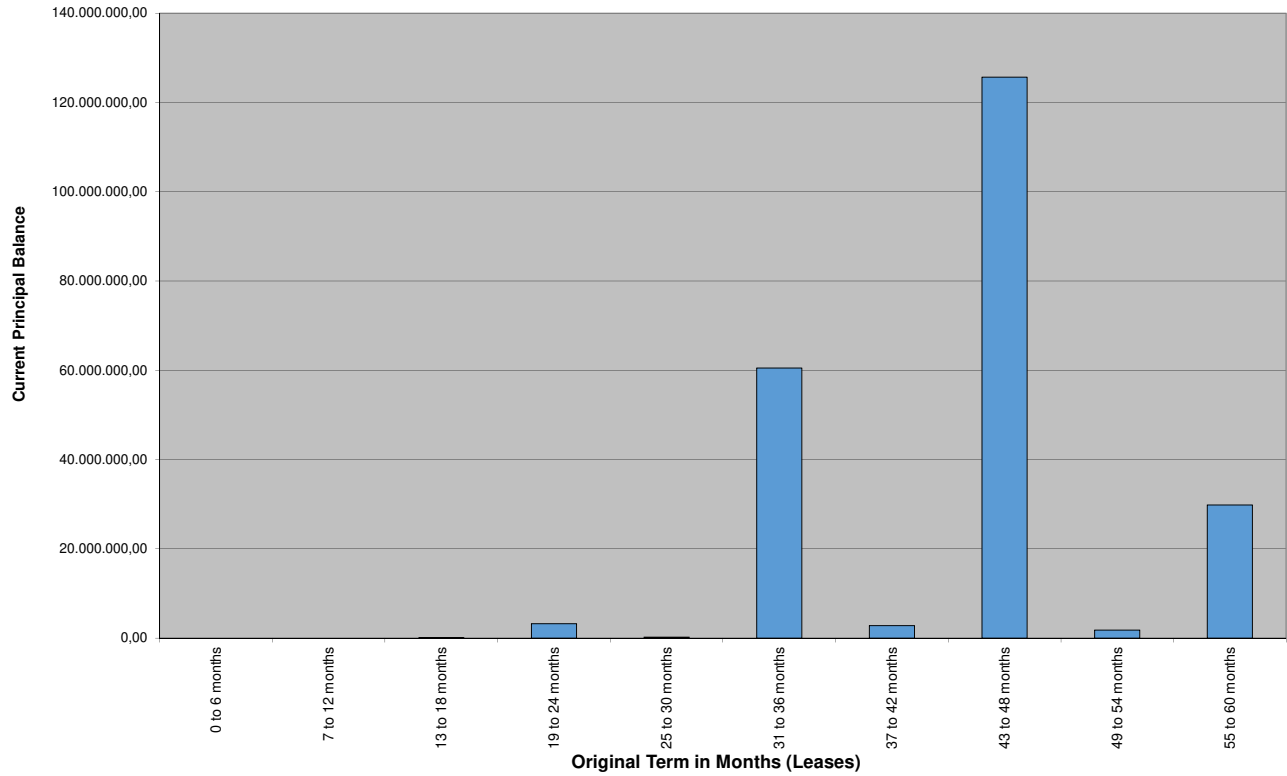
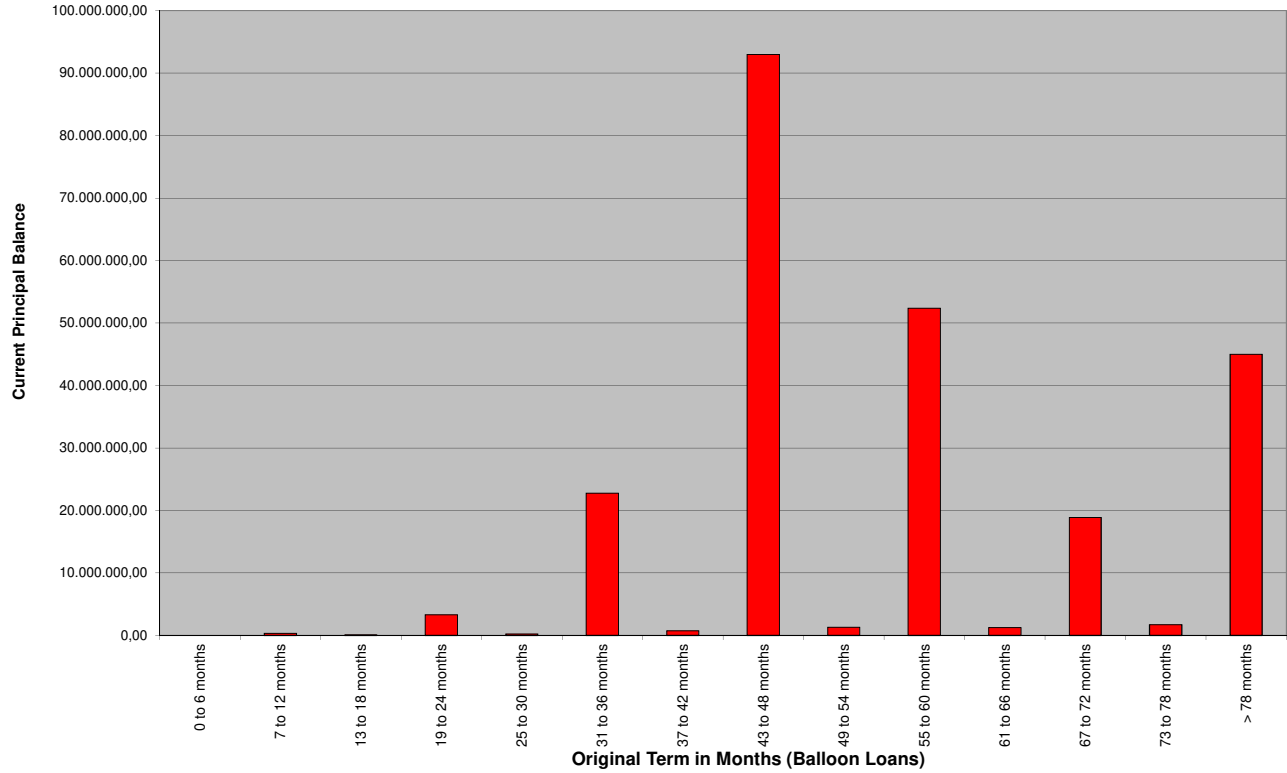
Statistics

WA Original Term	57,96
------------------	-------

**ABEST 21
Monthly Investor Report**

15.1 Original Term (Graph)

Reporting Date	04/05/2023					
Payment Date	22/05/2023					
Period No						
Monthly Period	01/04/2023 - 30/04/2023					
Interest Period	from	21/04/2023	to	22/05/2023	=	31 days
Collection Period	from	01/04/2023	to	30/04/2023		



**ABEST 21
Monthly Investor Report**

16. Manufacturer

Reporting Date	04/05/2023				
Payment Date	22/05/2023				
Period No					
Monthly Period	01/04/2023 - 30/04/2023				
Interest Period	from	21/04/2023	to	22/05/2023	= 31 days
Collection Period	from	01/04/2023	to	30/04/2023	

<i>Manufacturer</i>	<i>Current Principal Balance in EUR</i>	<i>Percentage of Balance</i>	<i>Number of Loans</i>	<i>Percentage of Loans</i>
Alfa Romeo	21.783.100,81	4,68%	1.490	3,48%
Chrysler	0,00	0,00%	0	0,00%
Dodge	103.343,16	0,02%	3	0,01%
Fiat	138.561.162,70	29,79%	20.411	47,63%
Jaguar	47.582.388,66	10,23%	4.138	9,66%
Jeep	63.869.349,70	13,73%	5.125	11,96%
Lancia	22.505,29	0,00%	4	0,01%
LandRover	148.314.271,62	31,89%	9.500	22,17%
Maserati	11.196.474,54	2,41%	418	0,98%
Others	33.694.310,85	7,24%	1.761	4,11%
	465.128.907,33	100,00%	42.850,00	100,00%

ABEST 21
Monthly Investor Report

17. Priority of Payments

Reporting Date	04/05/2023		
Payment Date	22/05/2023		
Period No			
Monthly Period	01/04/2023 - 30/04/2023		
Interest Period	from	21/04/2023	to 22/05/2023 = 31 days
Collection Period	from	01/04/2023	to 30/04/2023

Priority of Payments during the Revolving Period

	Payment
Available Distribution Amount	+ 22.710.460,24
1. Payable Expenses	- 4.986,71
2. To credit into Expenses Account the Withholding Amount	-
3. Remuneration to the Trustee	-
4. Remuneration to the Account Bank, the Calculation Agent, the Data Trustee, the Principal Paying Agent, the Corporate Servicer, the Servicer, the Back-Up Servicer Facilitator, the Back-Up Servicer (once appointed) and any other invoiced costs	- 916,67
5. to pay pari passu and pro rata to the Swap Counterparty	- 4.305,56
6. Interest on Class A	- 1.269.966,67
7. Interest on Class B	- 11.586,25
8. Interest on Class C	- 21.743,06
9. Interest on Class D	- 26.427,50
10. Interest on Class E	- 38.276,39
11. Required Reserved Amount on the Reserve Account	-
12. Purchase Price of Additional Portfolio	- 19.043.635,03
13. To credit the Replenishment Amount to the Replenishment Account	- 420.497,78
14. To pay any amount due and payable to the Swap Counterparties resulting from an Event of Default	-
15. To pay to Originator and to Servicer any amount due and payable not already paid	-
16. Interest on Class M	- 97.951,39
17. to pay the Final Excess Spread (if any) to the Class M Noteholder	- 1.770.167,23

Priority of Payments during the Amortisation Period

	Payment
Available Distribution Amount	+
1. Payable Expenses	-
2. To credit into Expenses Account the Withholding Amount	-
3. Remuneration to the Trustee (including costs and expenses)	-
4. Remuneration to the Account Bank, the Calculation Agent, the Data Trustee, the Principal Paying Agent, the Corporate Servicer, the Servicer, the Back-Up Servicer Facilitator, the Back-Up Servicer (once appointed) and any other invoiced costs	-
5. to pay pari passu and pro rata to the Swap Counterparty	-
6. Class A Interest Amount	-
7. Class B Interest Amount	-
8. Class C Interest Amount	-
9. Class D Interest Amount	-
10. Class E Interest Amount	-
11. to credit to the Reserve Account the Required Reserve Amount	-
12. to pay pari passu and pro rata, the Class A Redemption Amount	-
13. to pay pari passu and pro rata, the Class B Redemption Amount (provided that Class A Notes have been redeemed in full)	-
14. to pay pari passu and pro rata, the Class C Redemption Amount (provided that Class B Notes have been redeemed in full)	-
15. to pay pari passu and pro rata, the Class D Redemption Amount (provided that Class C Notes have been redeemed in full)	-
16. to pay pari passu and pro rata, the Class E Redemption Amount (provided that Class D Notes have been redeemed in full)	-
17. To pay any amount due and payable to the Swap Counterparties resulting from an Event of Default	-
18. to pay to Originator and to Servicer any amount due and payable not already paid	-
19. Class M Interest Amount	-
20. to pay pari passu and pro rata, the Class M Redemption Amount (provided that Class E Notes have been redeemed in full)	-
21. to pay the Final Excess Spread (if any) to the Class M Noteholder	-

ABEST 21
Monthly Investor Report

18. Transaction Costs

Reporting Date	04/05/2023				
Payment Date	22/05/2023				
Period No					
Monthly Period	01/04/2023 - 30/04/2023				
Interest Period	from	21/04/2023	to	22/05/2023	= 31 days
Collection Period	from	01/04/2023	to	30/04/2023	

Transaction Costs	486.600.000,0	400.000.000,0	20.700.000,0	20.200.000,0	15.500.000,0	12.700.000,0	17.500.000,0
	All notes	Class A	Class B	Class C	Class D	Class E	Class M
Senior Expenses	4.986,71 €	<u>4.099,23</u>	<u>212,14</u>	<u>207,01</u>	<u>158,85</u>	<u>130,15</u>	<u>179,34</u>
Interest accrued for the Period	1.465.951,26 €	1.269.966,67 €	11.586,25 €	21.743,06 €	26.427,50 €	38.276,39 €	97.951,39 €
Interest Payments	1.465.951,26 €	1.269.966,67 €	11.586,25 €	21.743,06 €	26.427,50 €	38.276,39 €	97.951,39 €
Unpaid Interest for the Period							
Cumulative Unpaid Interest							

ABEST 21
Monthly Investor Report

19. Swap Counterparty Data

Reporting Date	04/05/2023				
Payment Date	22/05/2023				
Period No					
Monthly Period	01/04/2023 - 30/04/2023				
Interest Period	from	21/04/2023	to	22/05/2023	= 31 days
Collection Period	from	01/04/2023	to	30/04/2023	

Swap Counterparty Data

Swap Counterparty Provider

FOR BANK S.P.A. Niederlassung
Deutschland

Swap Data

Swap Type	IRS
Notional Amount	400.000.000,00
Fixed Rate	0,42
Floating Rate (Euribor)	2,9870
Net Swap Payments	-1.173.522,23

ABEST 21
Monthly Investor Report

20. Retention

Reporting Date	04/05/2023				
Payment Date	22/05/2023				
Period No					
Monthly Period	01/04/2023 - 30/04/2023				
Interest Period	from	21/04/2023	to	22/05/2023	= 31 days
Collection Period	from	01/04/2023	to	30/04/2023	

Retention according to Article 6 of Regulation (EU) No 2017/2402

Net Economic Interest Retained by the Originator	Outstanding Balance	Percentage of Outstanding Portfolio (%)
Class A Notes	400.000.000,00	86,00%
Class B Notes	20.700.000,00	4,45%
Class C Notes	20.200.000,00	4,34%
Class D Notes	15.500.000,00	3,33%
Class E Notes	12.700.000,00	2,73%
Class M Notes	17.500.000,00	3,76%

Retention Amount	EUR	%
Minimum Retention Class A	-	0,00%
Minimum Retention Class B	-	0,00%
Minimum Retention Class C	-	0,00%
Minimum Retention Class D	-	0,00%
Minimum Retention Class E	5.756.445,37	1,24%
Minimum Retention Class M	17.500.000,00	3,76%

Actual Retention Class A	-	0,00%
Actual Retention Class B	20.700.000,00	4,45%
Actual Retention Class C	20.200.000,00	4,34%
Actual Retention Class D	15.500.000,00	3,33%
Actual Retention Class E	12.700.000,00	2,73%
Actual Retention Class M	17.500.000,00	3,76%

The Originator will retain for the life of the Transaction a material net economic interest of not less than 5 per cent. in the Transaction in accordance with Article 6 of Regulation (EU) No 2017/2402 of the European Parliament and of the Council of 12 December 2017 laying down a general framework for securitisation and creating a specific framework for simple, transparent and standardised securitisation, and amending Directives 2009/65/EC, 2009/138/EC and 2011/61/EU and Regulations (EC) No. 1060/2009 and (EU) No. 648/2012 (as amended) (the "European Securitisation Regulation"), provided that the level of retention may reduce over time in compliance with Article 10 (2) of Commission Delegated Regulation 625/2014 (the "Retention RTS"). As of the Issue Date and thereafter on an on-going basis, the Originator will retain the Class M Notes (the "Retained Notes") representing not less than 5 per cent. of the nominal value of the securitised exposures, as set out in Article 6(3)(d) of the European Securitisation Regulation.

ABEST 21
Monthly Investor Report

21. Counterparties I

Reporting Date	04/05/2023				
Payment Date	22/05/2023				
Period No					
Monthly Period	01/04/2023 - 30/04/2023				
Interest Period	from	21/04/2023	to	22/05/2023	= 31 days
Collection Period	from	01/04/2023	to	30/04/2023	

Joint Lead Managers: CA-CIB
 Unicredit Bank AG

Transaction Account: The Bank of New York Mellon, Frankfurt Branch

Paying Agent: The Bank of New York Mellon, London Branch

Swap Counterparty: FCA Bank S.p.A. Niederlassung Deutschland

Moody's			Fitch		
Long Term	Short Term	Outlook	Long Term	Short Term	Outlook
Aa3	P-1	STABLE	A+	F1	STABLE
A2	P-1	NEGATIVE	BBB+	F2	STABLE
Aa2	P-1	STABLE	AA	F1+	STABLE
n.a.	n.a.	n.a.	n.a.	n.a.	n.a.
n.a.	n.a.	n.a.	n.a.	n.a.	n.a.

ABEST 21
Monthly Investor Report

22. Counterparties II

Reporting Date	04/05/2023					
Payment Date	22/05/2023					
Period No						
Monthly Period	01/04/2023 - 30/04/2023					
Interest Period	from	21/04/2023	to	22/05/2023	=	31 days
Collection Period	from	01/04/2023	to	30/04/2023		

Transaction Security Trustee: STICHTING SECURITY TRUSTEE ABEST 21

Data Trustee: DATA CUSTODY AGENT SERVICES B.V.

Rating Agencies: Moody's Fitch Ratings GmbH

Corporate Administration: INTERTRUST MANAGEMENT B.V.

ABEST 21
Monthly Investor Report

23. Issuer Information

Reporting Date	04/05/2023				
Payment Date	22/05/2023				
Period No					
Monthly Period	01/04/2023 - 30/04/2023				
Interest Period	from	21/04/2023	to	22/05/2023	= 31 days
Collection Period	from	01/04/2023	to	30/04/2023	

Deal Name: ABEST 21

Issuer: ABEST 21

Seller of the Receivables: FCA Bank S.p.A. Niederlassung Deutschland

Servicer Name: FCA Bank S.p.A. Niederlassung Deutschland

Reporting Entity: Ca-cib Milan

Contact: Doriana Bettini
doriana.bettini@ca-cib.com

ABEST 21
Monthly Investor Report

24. Originator. Servicer

Reporting Date	04/05/2023				
Payment Date	22/05/2023				
Period No	0				
Monthly Period	01/04/2023 - 30/04/2023				
Interest Period	from	21/04/2023	to	22/05/2023	= 31 days
Collection Period	from	01/04/2023	to	30/04/2023	

Contact Details

FCA Bank S.p.A. Niederlassung Deutschland

heike.simon@fcagroup.com

Ratings FCA Bank SpA

(Downgrade Event)

In respect of the Servicer, and only if the Originator acts as Servicer, that the long-term rating of FCA Bank SpA unsecured, unsubordinated and unguaranteed debt obligations falls below Ba3 by Moody's

Moody's
Ba3

ABEST 21
Monthly Investor Report

25. Glossary

Reporting Date	04/05/2023				
Payment Date	22/05/2023				
Period No	0				
Monthly Period	01/04/2023 - 30/04/2023				
Interest Period	from	21/04/2023	to	22/05/2023	= 31 days
Collection Period	from	01/04/2023	to	30/04/2023	

Ca-cib Milano
Calculation Agent
Doriana.bettini@ca-cib.com