

ABEST 19
Monthly Investor Report

Cover Sheet Monthly Investor Report

Reporting Date	05/07/2023			
Payment Date	21/07/2023			
Period No	32			
Monthly Period	01.06.2023 - 30.06.2023			
Interest Period	from	21/06/2023	to	21/07/2023 = 30 days
Collection Period	from	01/06/2023	to	30/06/2023

Index	Page
1. Portfolio Information	1
2. Reserve Accounts	2
3. Performance Data	3
4. Outstanding Notes	4
5. Original Principal Balance	5
5.1 Original PB (Graph)	5.1
6. Current Principal Balance	6
6.1 Current PB (Graph)	6.1
7. Borrower Concentration	7
8. Geographical Distribution	8
8.1 Geographical (Graph)	8.1
9. Object Type	9
10. Insurance Coverage	10
11. Contract Type	11
12. Payment Methods	12
13. Customer Yield	13
13.1 Customer Yield (Graph)	13
14. Seasoning	14
14.1 Seasoning (Graph)	14.1
15. Remaining Term	15
15.1 Remaining Term (Graph)	15.1
16. Original Term	16
16.1 Original Term (Graph)	16
17. Manufacturer	17
18. Priority of Payments	18
19. Transaction Costs	19
20. Swap Counterparty Data	20
21. Retention	21
22. Counterparties I	22
23. Counterparties II	23
25. Originator	25
26. Disclaimer	26

**ABEST 19
Monthly Investor Report**

1. Portfolio Information

Reporting Date	05/07/2023				
Payment Date	21/07/2023				
Period No	32				
Monthly Period	01.06.2023 - 30.06.2023				
Interest Period from	21/06/2023	to	21/07/2023	=	30 days
Collection Period from	01/06/2023	to	30/06/2023		

Outstanding Receivables	No. of Contracts	current period	previous period
		Aggregate Outstanding Principal Amount	Aggregate Outstanding Principal Amount
Beginning of Period (collection period)		417.829.557,01 €	437.021.565,04
Scheduled Principal Payments		11.777.848,67 €	11.644.095,74
Prepayment Principal		4.726.236,76 €	3.947.163,17
Others		2.625.230,50 €	3.564.178,53
Recoveries		20.064,71 €	30.551,00
Total Principal Collections		19.149.380,64 €	19.185.988,44
Total Interest Collections		1.131.063,19 €	1.856.614,69
Defaults		62.280,24	6.019,59
End of Period (after Payment Date)	35.647	398.617.896,13 €	417.829.557,01
Balance of the Replenishment account (after Payment Date)		- €	-
Current Prepayment Rate (annualised)		13,57%	10,84%
New sale Offer		- €	-

ABEST 19
Monthly Investor Report

2. Reserve Accounts

Reporting Date	05/07/2023	
Payment Date	21/07/2023	
Period No	32	
Monthly Period	01.06.2023 - 30.06.2023	
Interest Period	from 21/06/2023	to 21/07/2023 = 30 days
Collection Period	from 01/06/2023	to 30/06/2023

Aggregate Rated Notes Balance

Beginning of Period	420.540.557,01
End of Period	401.328.896,13

Reserve Accounts

Reserve Account	in %	euro	Trigger Event y/n
Beginning of Period	0,5%	2.004.702,79 €	no
Cash Outflow	-€ 96.058,30		
Cash Inflow	€ -		
End of Period	0,5%	1.908.644,48 €	
Required Reserve Fund	-€ 96.058,30		

ABEST 19
Monthly Investor Report

3. Performance Data

Reporting Date	05/07/2023				
Payment Date	21/07/2023				
Period No	32				
Monthly Period	01.06.2023 - 30.06.2023				
Interest Period from	21/06/2023	to	21/07/2023	=	30 days
Collection Period from	01/06/2023	to	30/06/2023		

Note Balance

Beginning of Period	420.540.557,01 €
End of Period	401.328.896,13 €

Ratios

3-MRA* 31- 60 days past due

31- 60 days past due period before previous period	0,00%
31- 60 days past due previous period	0,00%
31- 60 days past due current period	1.712.129,33 €

3-MRA* 61-90 days past due

61- 90 days past due period before previous period	0,00%
61- 90 days past due previous period	0,00%
61- 90 days past due current period	556.664,14 €

3-MRA* 91-120 days past due

91- 120 days past due period before previous period	0,00%
91- 120 days past due previous period	0,00%
91- 120 days past due current period	317.398,67 €

Early Amortisation Event

Cumulative Default Level

Cumulative Default Level period before previous period	0,24%
Cumulative Default Level previous period	0,24%
Cumulative Default Level current period	0,35%

Trigger Breach (if higher than 4.60%)

NO

Delinquency Level

Delinquency Level period before previous period	0,12%
Delinquency Level current period	0,13%

Trigger Breach (if higher than 0.80% for 2 consecutive Calculation Dates)

NO

Principal Deficiency Amount Shortfall

NO

Trigger Breach (if the Principal Deficiency Amount Shortfall is higher than zero)

Replenishment Amount

Trigger Breach (if Replenishment Amount is higher than 20% of the Aggregate Rated Notes Outstanding Amount on each of three consecutive Calculation Dates)

NO

Performance Data

Number of Contracts being 31-60 Days delinquent	121
Number of Contracts being 61-90 Days delinquent	44
Number of Contracts being 91-120 Days delinquent	19
Gross instalments being 31-60 days delinquent	38.476,90
Gross instalments being 61-90 days delinquent	51.131,53
Gross instalments being 91-120 days delinquent	8.557,17
Current Period Termination	64.264,04
Cumulative Termination	2.188.095,06
New number of Contracts being terminated	4,00
Total number of Contracts being terminated	250,00
Current Period Recoveries	20.064,71
Cumulative Recoveries	226.933,14

ABEST 19
Monthly Investor Report

4. Outstanding Notes

Reporting Date	05/07/2023					
Payment Date	21/07/2023					
Period No	32					
Monthly Period	01.06.2023 - 30.06.2023					
Interest Period from	21/06/2023	to	21/07/2023	=	=	30 days
Collection Period from	01/06/2023	to	30/06/2023			

Principal Payable Amount (during Amortising Period)

	All notes	Class A	Class B	Class C	Class D	Class E	Class M
1. Note Balance							
General Note Information							
ISIN Code	XS2247538023	XS2247538452	XS2247538619	XS2247538882	XS2247539005	XS2247539344	
Currency	EURO	EURO	EURO	EURO	EURO	EURO	EURO
Initial Tranching							
Legal Maturity	dic 2031	dic 2031	dic 2031	dic 2031	dic 2031	dic 2031	dic 2031
Expected Maturity							
Original Rating (Fitch/ Moody's)	AAA(sf)/ Aaa (Sf)	AA+(sf)/Aa1 (sf)	A+(sf)/Aa2(sf)	A-(sf)/A2(sf)	BBB-(sf)/Baa2(sf)		n/a
Current Rating (Fitch / Moody's)*	AAA(sf)/ Aaa (Sf)	AA±(sf)/Aa1 (sf)	A±(sf)/Aa2(sf)	A-(sf)/A2(sf)	BBB-(sf)/Baa2(sf)		n/a
Initial Notes Aggregate Principal Outstanding Balance							
Initial Nominal per Note	100.000,00 €	100.000,00 €	100.000,00 €	100.000,00 €	100.000,00 €	100.000,00 €	100.000,00 €
Initial Number of Notes per Class	0	0	0	0	0	0	0
Current Note Information							
Class Principal Outstanding Balance Beginning of Period	342.240.557,01 €	19.500.000,00 €	18.200.000,00 €	10.300.000,00 €	10.700.000,00 €	19.600.000,00 €	
Amortisation	19.211.660,88	n.a.	n.a.	n.a.	n.a.	n.a.	n.a.
Redemption per Note	0,00 €						
Class Principal Outstanding Balance End of Period	323.028.896,13 €	19.500.000,00 €	18.200.000,00 €	10.300.000,00 €	10.700.000,00 €	19.600.000,00 €	
Current Tranching							
Current Pool Factor	0,67	1,00	1,00	1,00	1,00	1,00	1,00
2. Payments to Investors per Note							
Interest Rate Basis: 1-M Euribor / Spread		4,072					
DayCount Convention		ACT/360	ACT/360	ACT/360	ACT/360	ACT/360	ACT/360
Interest Days		30 days	30 days	30 days	30 days	30 days	30 days
Principal Outstanding Beginning of Period	342.240.557,01 €	19.500.000,00 €	18.200.000,00 €	10.300.000,00 €	10.700.000,00 €	19.600.000,00 €	
> Principal Repayment	19.211.660,88 €	0,00 €	0,00 €	0,00 €	0,00 €	0,00 €	0,00 €
Principal Outstanding End of Period	323.028.896,13 €	19.500.000,00 €	18.200.000,00 €	10.300.000,00 €	10.700.000,00 €	19.600.000,00 €	
> Interest accrued for the period	1.161.336,29 €	10.562,50 €	18.958,33 €	16.995,00 €	31.208,33 €	106.166,67 €	
Interest Payment							
Initial total CE (Subordination, Reserve)							
Current CE	14,67%	14,60%	10,07%	7,50%	4,83%	0,00%	

**ABEST 19
Monthly Investor Report**

5. Original Principal Balance

as of ISSUE DATE

Reporting Date	05/07/2023				
Payment Date	21/07/2023				
Period No	32				
Monthly Period	01.06.2023 - 30.06.2023				
Interest Period	from	21/06/2023	to	21/07/2023	= 30 days
Collection Period	from	01/06/2023	to	30/06/2023	

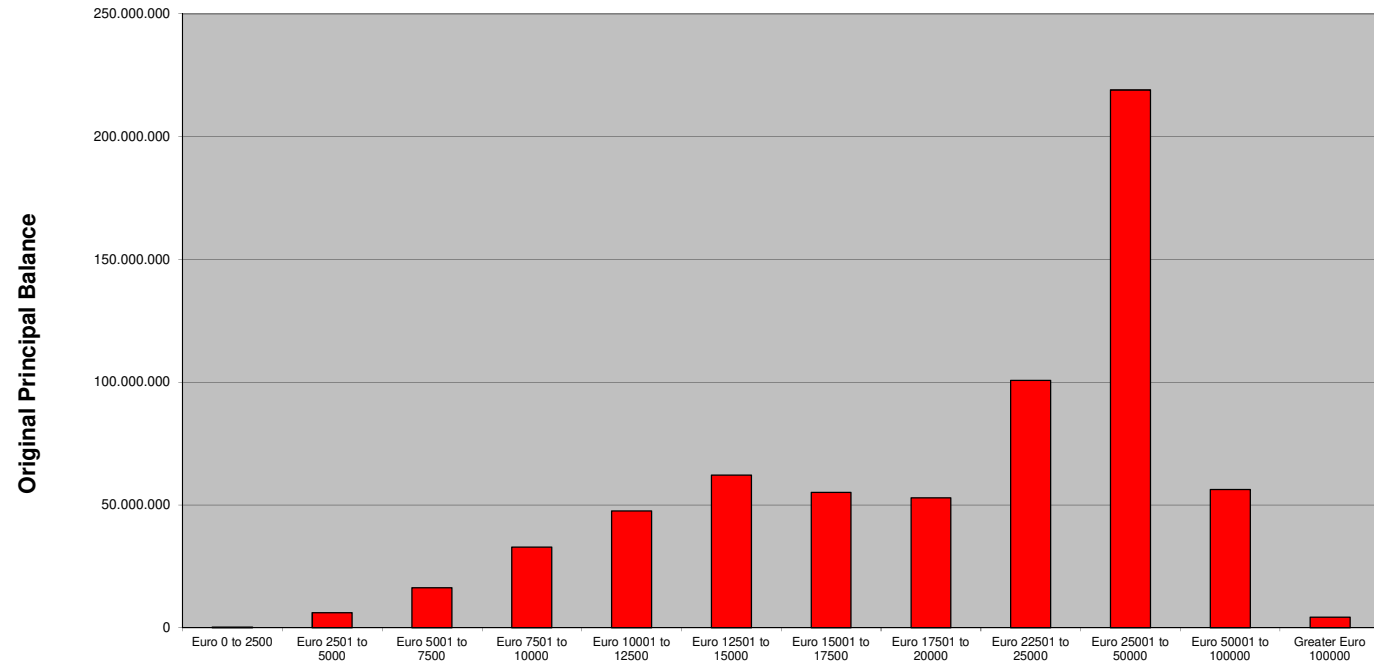
<i>Original Principal Balance (Ranges in EUR)</i>	<i>Original Principal Balance in EUR</i>	<i>Percentage of Balance</i>	<i>Number of Loans</i>	<i>Percentage of Loans</i>
Euro 0 to 2500	277.642	0,0%	131,00	0,38%
Euro 2501 to 5000	6.037.198	0,9%	1.495,00	4,28%
Euro 5001 to 7500	16.236.899	2,5%	2.555,00	7,32%
Euro 7501 to 10000	32.807.091	5,0%	3.689,00	10,57%
Euro 10001 to 12500	47.586.015	7,3%	4.206,00	12,05%
Euro 12501 to 15000	62.140.313	9,5%	4.511,00	12,92%
Euro 15001 to 17500	55.046.450	8,4%	3.399,00	9,74%
Euro 17501 to 20000	52.817.087	8,1%	2.812,00	8,06%
Euro 22501 to 25000	100.690.819	15,4%	4.480,00	12,83%
Euro 25001 to 50000	219.004.473	33,5%	6.691,00	19,17%
Euro 50001 to 100000	56.254.715	8,6%	904,00	2,59%
Greater Euro 100000	4.289.009	0,7%	36,00	0,10%
Total	653.187.711,36	100,00%	34.909	100,00%

Statistics in EUR

**ABEST 19
Monthly Investor Report**

5.1 Original PB (Graph)

Reporting Date	05/07/2023				
Payment Date	21/07/2023				
Period No	32				
Monthly Period	01.06.2023 - 30.06.2023				
Interest Period	from	21/06/2023	to	21/07/2023	= 30 days
Collection Period	from	01/06/2023	to	30/06/2023	



**ABEST 19
Monthly Investor Report**

6. Current Principal Balance

Reporting Date	05/07/2023				
Payment Date	21/07/2023				
Period No	32				
Monthly Period	01.06.2023 - 30.06.2023				
Interest Period	from	21/06/2023	to	21/07/2023	= 30 days
Collection Period	from	01/06/2023	to	30/06/2023	

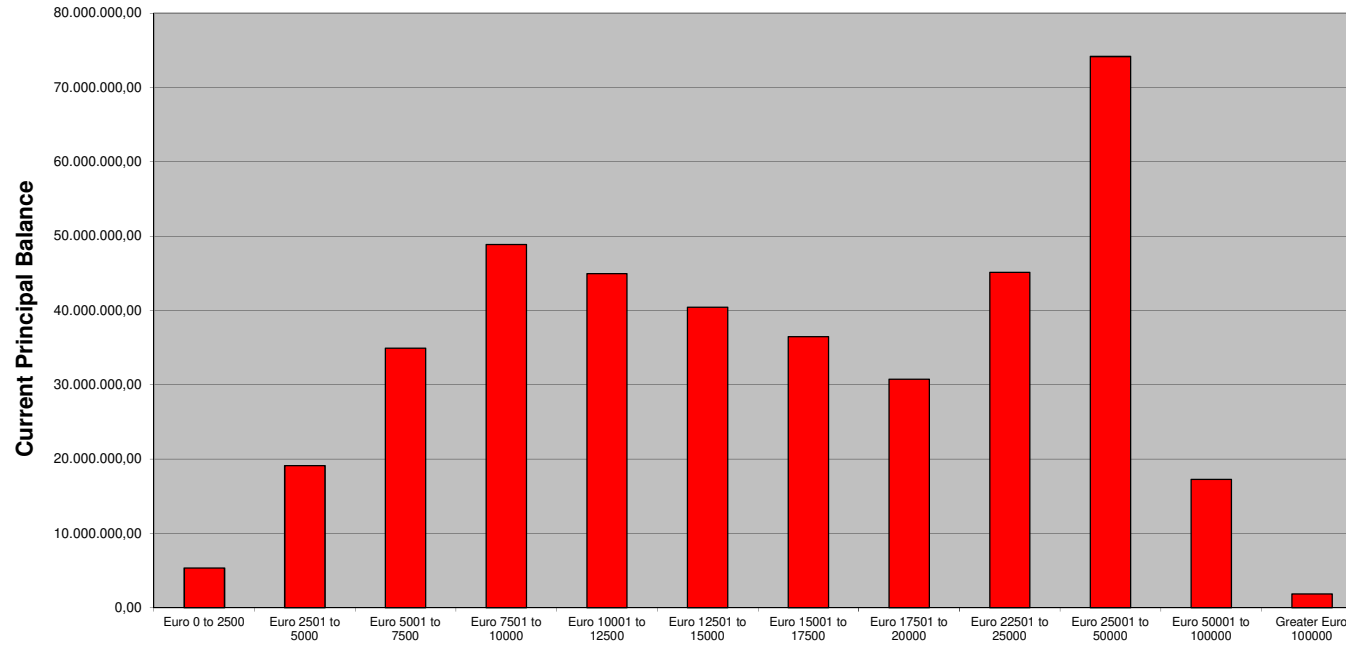
<i>Current Principal Balance (Ranges in EUR)</i>	<i>Current Principal Balance in EUR</i>	<i>Percentage of Balance</i>	<i>Number of Loans</i>	<i>Percentage of Loans</i>
Euro 0 to 2500	5.330.706,68	1,3%	3.963	11,1%
Euro 2501 to 5000	19.126.672,17	4,8%	5.048	14,2%
Euro 5001 to 7500	34.898.404,72	8,7%	5.568	15,6%
Euro 7501 to 10000	48.860.784,26	12,2%	5.608	15,7%
Euro 10001 to 12500	44.936.746,41	11,3%	4.015	11,3%
Euro 12501 to 15000	40.413.608,38	10,1%	2.956	8,3%
Euro 15001 to 17500	36.449.637,42	9,1%	2.255	6,3%
Euro 17501 to 20000	30.727.565,06	7,7%	1.645	4,6%
Euro 22501 to 25000	45.114.934,30	11,3%	2.030	5,7%
Euro 25001 to 50000	74.190.887,50	18,6%	2.272	6,4%
Euro 50001 to 100000	17.277.644,15	4,3%	280	0,8%
Greater Euro 100000	1.864.844,13	0,5%	7	0,0%
Total	399.192.435,18	100,0%	35.647	100,0%

Statistics	in EUR
Average Amount	11.198,49

**ABEST 19
Monthly Investor Report**

6.1 Current PB (Graph)

Reporting Date	05/07/2023				
Payment Date	21/07/2023				
Period No	32				
Monthly Period	01.06.2023 - 30.06.2023				
Interest Period	from	21/06/2023	to	21/07/2023	= 30 days
Collection Period	from	01/06/2023	to	30/06/2023	



**ABEST 19
Monthly Investor Report**

7. Borrower Concentration

Reporting Date	05/07/2023		
Payment Date	21/07/2023		
Period No	32		
Monthly Period	01.06.2023 - 30.06.2023		
Interest Period	from	21/06/2023	to 21/07/2023 = 30 days
Collection Period	from	01/06/2023	to 30/06/2023

No	Current Principal Balance in EUR	Percentage of Balance	Number of Loans
1	1.026.750,79	0,26%	1
2	299.222,14	0,07%	28
3	239.948,71	0,06%	10
4	234.342,89	0,06%	32
5	220.346,30	0,06%	13
6	196.142,77	0,05%	10
7	191.079,51	0,05%	2
8	187.500,50	0,05%	1
9	168.376,85	0,04%	1
10	167.813,52	0,04%	23
11	163.195,41	0,04%	12
12	155.366,72	0,04%	1
13	147.505,11	0,04%	24
14	145.329,96	0,04%	2
15	141.685,64	0,04%	11
16	136.924,82	0,03%	2
17	136.822,47	0,03%	8
18	128.649,67	0,03%	5
19	121.463,14	0,03%	9
20	119.717,05	0,03%	2
Total	4.328.183,97	1,08%	197

**ABEST 19
Monthly Investor Report**

8. Geographical Distribution

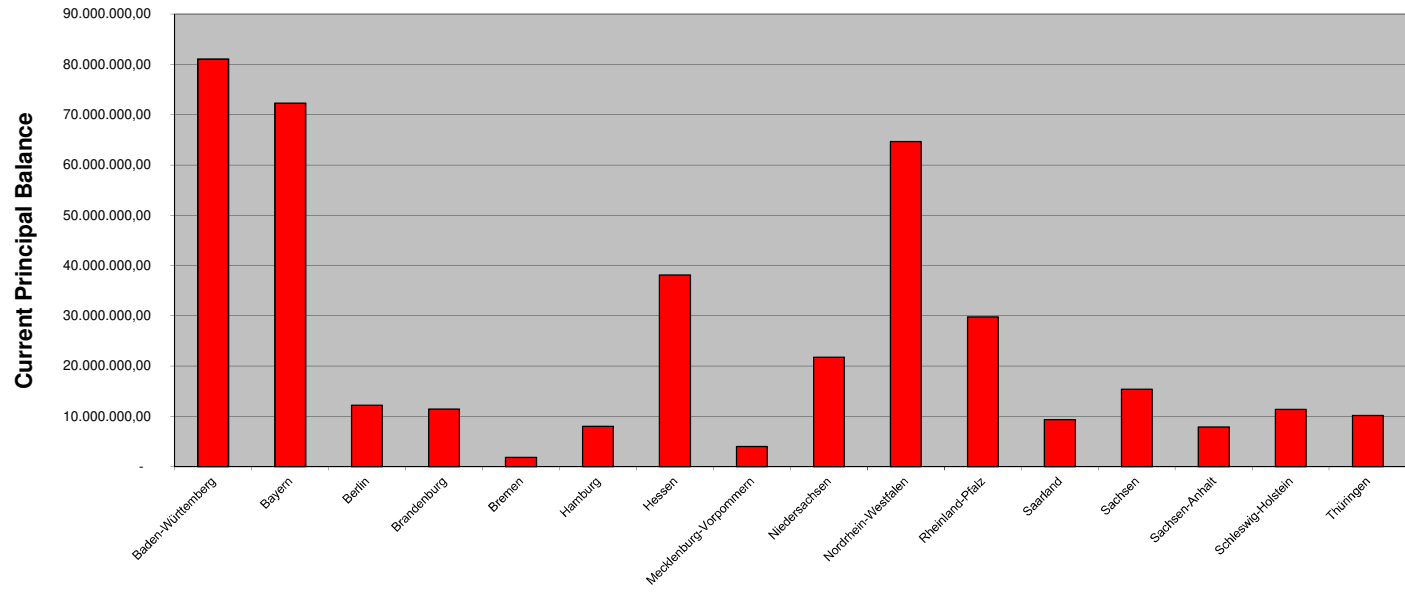
Reporting Date	05/07/2023			
Payment Date	21/07/2023			
Period No	32			
Monthly Period	01.06.2023 - 30.06.2023			
Interest Period	from	21/06/2023	to	21/07/2023
Collection Period	from	01/06/2023	to	30/06/2023
			=	30 days

State	Current Principal Balance in EUR	Percentage of Balance	Number of Loans	Percentage of Loans
Outside of Germany	21.455,25	0,0%	1	0,0%
Baden-Württemberg	81.029.374,02	20,3%	7.456	20,9%
Bayern	72.291.497,40	18,1%	6.716	18,8%
Berlin	12.227.722,96	3,1%	963	2,7%
Brandenburg	11.418.961,29	2,9%	964	2,7%
Bremen	1.854.139,39	0,5%	188	0,5%
Hamburg	8.020.251,96	2,0%	610	1,7%
Hessen	38.088.446,96	9,5%	3.405	9,6%
Mecklenburg-Vorpom	4.001.633,55	1,0%	362	1,0%
Niedersachsen	21.736.305,68	5,4%	1.839	5,2%
Nordrhein-Westfalen	64.631.224,19	16,2%	5.875	16,5%
Rheinland-Pfalz	29.738.691,44	7,4%	2.750	7,7%
Saarland	9.351.486,78	2,3%	791	2,2%
Sachsen	15.352.711,18	3,8%	1.233	3,5%
Sachsen-Anhalt	7.844.326,04	2,0%	613	1,7%
Schleswig-Holstein	11.402.208,13	2,9%	982	2,8%
Thüringen	10.181.998,96	2,6%	899	2,5%
Total	399.192.435,18	100,00%	35.647	100,00%

**ABEST 19
Monthly Investor Report**

8.1 Geographical Distribution (Graph)

Reporting Date	05/07/2023					
Payment Date	21/07/2023					
Period No	32					
Monthly Period	01.06.2023 - 30.06.2023					
Interest Period	from	21/06/2023	to	21/07/2023	=	30 days
Collection Period	from	01/06/2023	to	30/06/2023		



**ABEST 19
Monthly Investor Report**

9. Object Type

Reporting Date	05/07/2023				
Payment Date	21/07/2023				
Period No	32				
Monthly Period	01.06.2023 - 30.06.2023				
Interest Period	from	21/06/2023	to	21/07/2023	= 30 days
Collection Period	from	01/06/2023	to	30/06/2023	

<i>Car type</i>	<i>Current Principal Balance in EUR</i>	<i>Percentage of Balance</i>	<i>Number of Loans</i>	<i>Percentage of Loans</i>
New	229.806.794,88	57,6%	17.440	48,92%
Used	169.385.640,30	42,4%	18.207	51,08%
Total	399.192.435,18	100%	35.647	100%

<i>Object Type</i>	<i>Current Principal Balance in EUR</i>	<i>Percentage of Balance</i>	<i>Number of Loans</i>	<i>Percentage of Loans</i>
Car	338.244.516,84	84,73%	29.946	84,01%
LCV	60.947.918,34	15,27%	5.701	15,99%
Total	399.192.435,18	100%	35.647	100%

**ABEST 19
Monthly Investor Report**

10. Insurances

Reporting Date	05/07/2023				
Payment Date	21/07/2023				
Period No	32				
Monthly Period	01.06.2023 - 30.06.2023				
Interest Period	from	21/06/2023	to	21/07/2023	= 30 days
Collection Period	from	01/06/2023	to	30/06/2023	

<i>Loss Compensation Insurance</i>	<i>Current Principal Balance in EUR</i>	<i>Percentage of Balance</i>	<i>Number of Loans</i>	<i>Percentage of Loans</i>
With CPI	69.746.370,77	17,5%	7.961	22,3%
Without CPI	329.446.064,41	82,5%	27.686	77,7%
Total	399.192.435,18	100,0%	35.647	100,0%

ABEST 19
Monthly Investor Report

11. Type of Contract

Reporting Date	05/07/2023				
Payment Date	21/07/2023				
Period No	32				
Monthly Period	01.06.2023 - 30.06.2023				
Interest Period	from	21/06/2023	to	21/07/2023	= 30 days
Collection Period	from	01/06/2023	to	30/06/2023	

Contracts w/Balloon Payments	Current Principal Balance in EUR	Percentage of Balance	Number of Loans	Percentage of Loans
Retail	171.160.780,27	42,9%	20.234	56,8%
Balloon Loans	174.399.359,62	43,7%	11.621	32,6%
- of which balloons	116.876.436,49	29,3%	n.a	n.a
- of which regular installments	57.522.923,13	14,4%	n.a	n.a
Formula	53.632.295,29	13,4%	3.792	10,6%
- of which balloons	35.609.358,39	8,9%	n.a	n.a
- of which regular installments	18.022.936,90	4,5%	n.a	n.a
Total	399.192.435,18	100%	35.647	100%

Length of Original Term in months	Number of Loans	Percentage of Total Balloon Loans in %	Balloon Loan Principal in EUR	Balloon Rate in % of Current Outstanding
0 to 12 months	2	0,0%	12.341	100,0%
13 to 24 months	70	0,6%	1.108.137	82,3%
25 to 36 months	548	4,7%	9.140.619	77,1%
37 to 48 months	6.015	51,8%	85.793.003	78,4%
49 to 60 months	2.821	24,3%	45.045.153	59,9%
61 to 72 months	841	7,2%	14.374.414	47,5%
73 to 84 months	1.311	11,3%	18.739.611	45,6%
85 to 96 months	13	0,1%	186.081	2,1%
Total	11.608	100%	174.213.278,44	67,2%

Length of Remaining Term in months	Number of Loans	Percentage of Total Balloon Loans in %	Balloon Loan Principal in EUR	Balloon Rate in % of Current Outstanding
0 to 12 months	4.958	42,7%	59.697.308,05	88,7%
13 to 24 months	3.021	26,0%	42.290.490,68	68,7%
25 to 36 months	2.310	19,9%	41.573.991,23	53,9%
37 to 48 months	1.028	8,8%	22.983.387,78	45,9%
49 to 60 months	281	2,4%	7.281.713,96	38,7%
61 to 72 months	23	0,2%	572.467,92	25,3%
Total	11.621	100%	174.399.359,62	67,2%

Length of Original Term in months	Number of Loans	Percentage of Total PCP in %	PCP Loan Principal in EUR	PCP Rate in % of Current Outstanding
0 to 12 months	0	0,0%	-	0,0%
13 to 24 months	26	0,7%	1.341.404,05	95,6%
25 to 36 months	366	9,7%	5.599.681,32	80,7%
37 to 48 months	2.184	57,6%	29.515.816,93	72,3%
49 to 60 months	728	19,2%	10.477.691,21	55,8%
61 to 72 months	191	5,0%	2.885.041,96	44,3%
73 to 84 months	296	7,8%	3.803.921,51	42,4%
85 to 96 months	1	0,0%	8.738	0,0%
Total	3.791	100%	53.623.556,98	66,7%

Length of Remaining Term in months	Number of Loans	Percentage of Total PCP Loans in %	PCP Loan Principal in EUR	PCP Rate in % of Current Outstanding
0 to 12 months	1.139	30,0%	13.144.992	89,2%
13 to 24 months	1.280	33,8%	17.033.049	69,7%
25 to 36 months	892	23,5%	14.435.210	57,4%
37 to 48 months	369	9,7%	6.741.583	47,3%
49 to 60 months	100	2,6%	2.026.693	40,1%
61 to 72 months	12	0,3%	250.767	30,9%
Total	3.792	100%	53.632.295,29	66,7%

**ABEST 19
Monthly Investor Report**

12. Payment Methods

Reporting Date	05/07/2023	
Payment Date	21/07/2023	
Period No	32	
Monthly Period	01.06.2023 - 30.06.2023	
Interest Period	from 21/06/2023	to 21/07/2023 = 30 days
Collection Period	from 01/06/2023	to 30/06/2023

Payment Method	Current Principal Balance in EUR	Percentage of Balance	Number of Loans	Percentage of Loans
Direct Debit	392.324.080,14	98,3%	35.104	98,5%
Other	6.888.355,04	1,7%	543	1,5%
Total	399.192.435,18	100,0%	35.647	100,0%

Cycle of Payment	Current Principal Balance in EUR	Percentage of Balance	Number of Loans	Percentage of Loans
Monthly	399.192.435,18	100,0%	35.647	100,0%
Total	399.192.435,18	100,0%	35.647	100,0%

Downpayment Yes/No	Current Principal Balance in EUR	Percentage of Balance	Number of Loans	Percentage of Loans
YES	344.926.402,01	86,4%	28.544	80,1%
NO	54.266.033,17	13,6%	7.103	19,9%
Total	399.192.435,18	100,0%	35.647	100,0%

Downpayment and Purchase Price in EUR	All contracts	Contracts with initial downpayment
Weighted average downpayment	15.140,21	17.522,16
Average purchase price	28.085,65	31.864,51
Downpayment in %	53,9%	55,0%

**ABEST 19
Monthly Investor Report**

13. Customer Yield

Reporting Date	05/07/2023	
Payment Date	21/07/2023	
Period No	32	
Monthly Period	01.06.2023 - 30.06.2023	
Interest Period	from 21/06/2023	to 21/07/2023 = 30 days
Collection Period	from 01/06/2023	to 30/06/2023

Yield Range	Current Principal Balance in EUR	Percentage of Balance	Number of Loans	Percentage of Loans
0 to 1%	22.133.308,70	5,54%	1.204	3,38%
1,01 to 2%	30.203.500,58	7,57%	2.163	6,07%
2,01 to 3%	136.638.549,56	34,23%	11.055	31,01%
3,01 to 4%	139.479.136,20	34,94%	12.350	34,65%
4,01 to 5%	45.385.327,98	11,37%	4.778	13,40%
5,01 to 6%	14.903.509,67	3,73%	2.440	6,84%
6,01 to 7%	10.167.676,10	2,55%	1.613	4,52%
7,01 to 8%	203.043,09	0,05%	34	0,10%
8,01 to 9%	25.418,30	0,01%	4	0,01%
9,01 to 10%	52.965,00	0,01%	6	0,02%
Greater 10%	0,00	0,00%	0	0,00%
Total	399.192.435,18	100%	35.647,00	100%

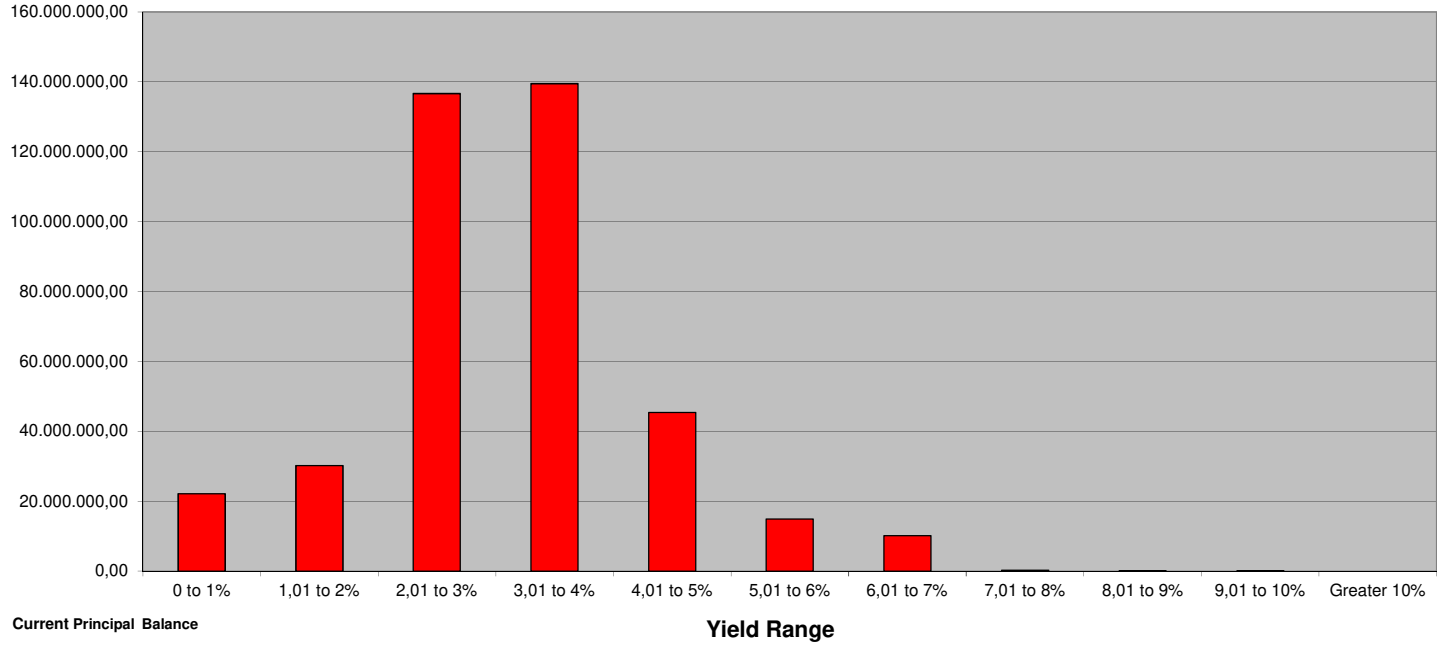
Statistics	in %
WA Interest	3,38

runs from .00 to .99

**ABEST 19
Monthly Investor Report**

13.1 Customer Yield (Graph)

Reporting Date	05/07/2023				
Payment Date	21/07/2023				
Period No	32				
Monthly Period	01.06.2023 - 30.06.2023				
Interest Period	from	21/06/2023	to	21/07/2023	= 30 days
Collection Period	from	01/06/2023	to	30/06/2023	



**ABEST 19
Monthly Investor Report**

14. Seasoning

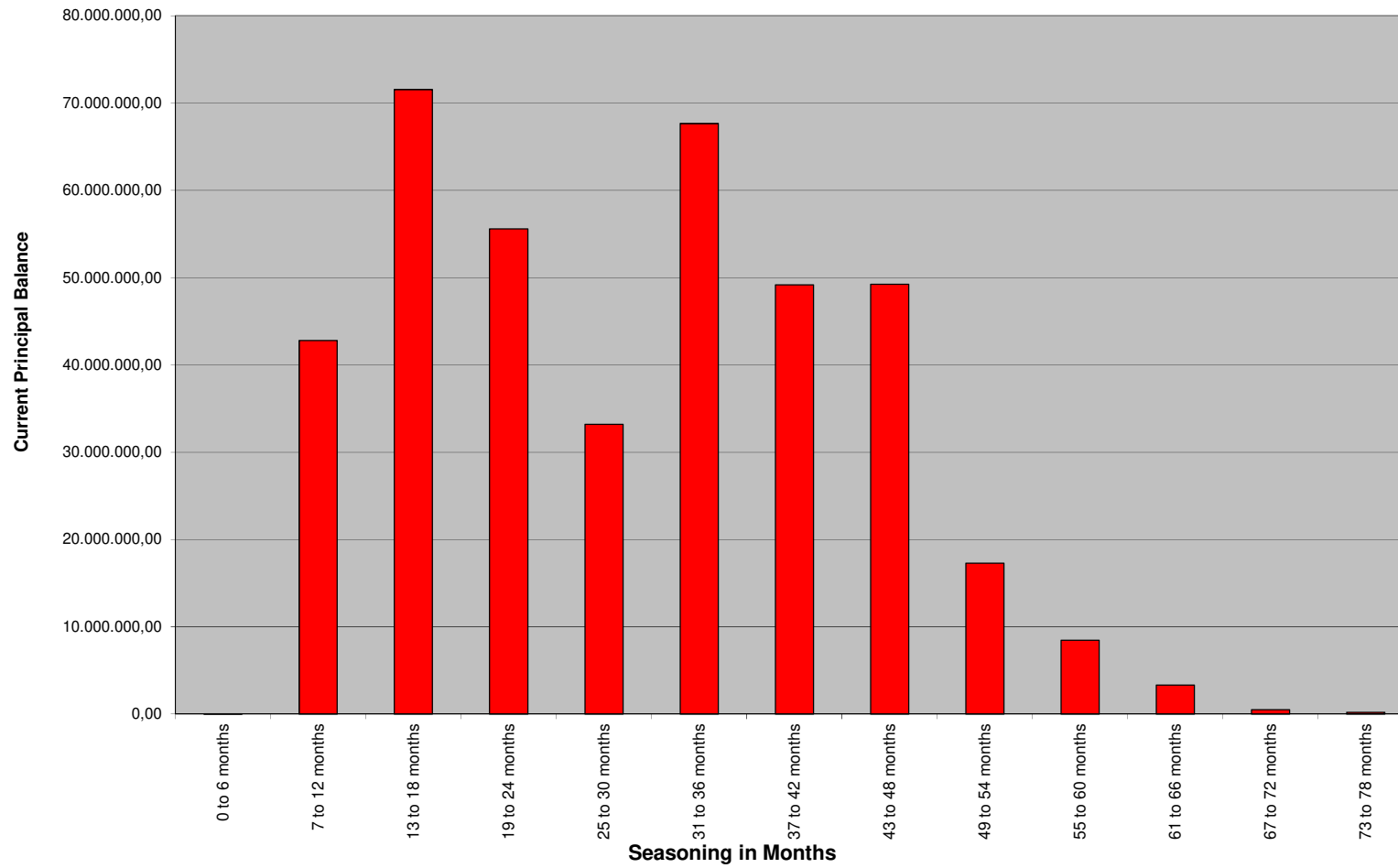
Reporting Date	05/07/2023				
Payment Date	21/07/2023				
Period No	32				
Monthly Period	01.06.2023 - 30.06.2023				
Interest Period	from	21/06/2023	to	21/07/2023	= 30 days
Collection Period	from	01/06/2023	to	30/06/2023	

<i>Seasoning in Months</i>	<i>Current Principal Balance in EUR</i>	<i>Percentage of Balance</i>	<i>Number of Loans</i>	<i>Percentage of Loans</i>
0 to 6 months	39.385,66	0,01%	3	0,01%
7 to 12 months	42.797.260,40	10,72%	3.259	9,14%
13 to 18 months	71.538.328,37	17,92%	5.045	14,15%
19 to 24 months	55.558.250,08	13,92%	4.552	12,77%
25 to 30 months	33.182.425,12	8,31%	3.332	9,35%
31 to 36 months	67.667.387,20	16,95%	6.475	18,16%
37 to 42 months	49.150.488,83	12,31%	4.693	13,17%
43 to 48 months	49.232.953,31	12,33%	4.981	13,97%
49 to 54 months	17.296.670,16	4,33%	1.773	4,97%
55 to 60 months	8.446.831,05	2,12%	960	2,69%
61 to 66 months	3.322.144,71	0,83%	387	1,09%
67 to 72 months	495.603,82	0,12%	82	0,23%
73 to 78 months	211.544,26	0,05%	37	0,10%
79 to 96 months	253.162,21	0,06%	68	0,19%
Total	399.192.435,18	100,00%	35.647	100,00%

**ABEST 19
Monthly Investor Report**

14.1 Seasoning (Graph)

Reporting Date	05/07/2023				
Payment Date	21/07/2023				
Period No	32				
Monthly Period	01.06.2023 - 30.06.2023				
Interest Period	from	21/06/2023	to	21/07/2023	= 30 days
Collection Period	from	01/06/2023	to	30/06/2023	



**ABEST 19
Monthly Investor Report**

15. Remaining Term

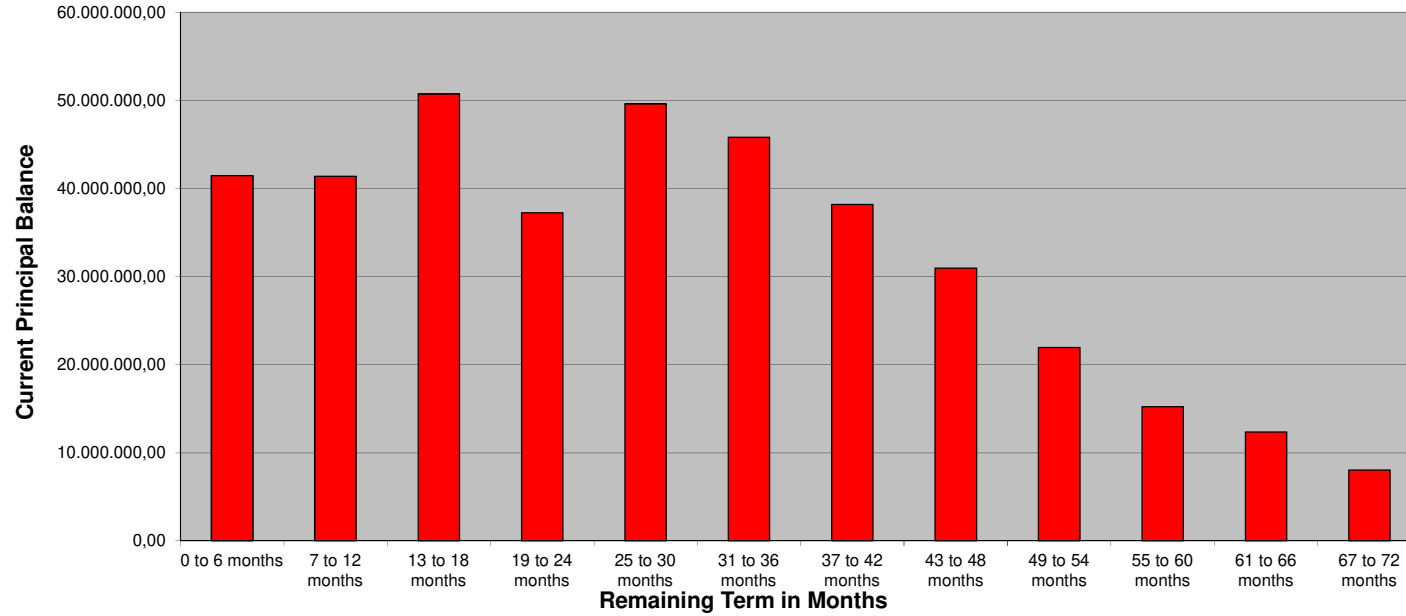
Reporting Date	05/07/2023				
Payment Date	21/07/2023				
Period No	32				
Monthly Period	01.06.2023 - 30.06.2023				
Interest Period	from	21/06/2023	to	21/07/2023	= 30 days
Collection Period	from	01/06/2023	to	30/06/2023	

<i>Remaining Term in Months</i>	<i>Current Principal Balance in EUR</i>	<i>Percentage of Balance</i>	<i>Number of Loans</i>	<i>Percentage of Loans</i>
0 to 6 months	41.449.692,39	10,38%	5.636	15,81%
7 to 12 months	41.376.118,30	10,36%	4.953	13,89%
13 to 18 months	50.753.750,37	12,71%	5.475	15,36%
19 to 24 months	37.239.785,97	9,33%	3.682	10,33%
25 to 30 months	49.633.372,89	12,43%	4.049	11,36%
31 to 36 months	45.814.905,97	11,48%	3.266	9,16%
37 to 42 months	38.200.708,59	9,57%	2.673	7,50%
43 to 48 months	30.944.576,89	7,75%	1.942	5,45%
49 to 54 months	21.922.762,85	5,49%	1.418	3,98%
55 to 60 months	15.219.601,40	3,81%	924	2,59%
61 to 66 months	12.337.914,90	3,09%	770	2,16%
67 to 72 months	8.018.868,16	2,01%	493	1,38%
73 to 84 months	6.280.376,50	1,57%	366	1,03%
> 84 months	0,00	0,00%	0	0,00%
Total	399.192.435,18	100,0%	35.647,00	100,0%

**ABEST 19
Monthly Investor Report**

15.1 Remaining Term (Graph)

Reporting Date	05/07/2023				
Payment Date	21/07/2023				
Period No	32				
Monthly Period	01.06.2023 - 30.06.2023				
Interest Period	from	21/06/2023	to	21/07/2023	= 30 days
Collection Period	from	01/06/2023	to	30/06/2023	



**ABEST 19
Monthly Investor Report**

16. Original Term

Reporting Date	05/07/2023				
Payment Date	21/07/2023				
Period No	32				
Monthly Period	01.06.2023 - 30.06.2023				
Interest Period	from	21/06/2023	to	21/07/2023	= 30 days
Collection Period	from	01/06/2023	to	30/06/2023	

<i>Original Term in Months</i>	<i>Current Principal Balance in EUR</i>	<i>Percentage of Balance</i>	<i>Number of Loans</i>	<i>Percentage of Loans</i>
0 to 6 months	0,00	0,00%	0	0,00%
7 to 12 months	69.930,89	0,02%	68	0,19%
13 to 18 months	255.220,69	0,06%	158	0,44%
19 to 24 months	5.114.046,77	1,28%	958	2,69%
25 to 30 months	2.367.488,53	0,59%	716	2,01%
31 to 36 months	28.356.048,39	7,10%	3.599	10,10%
37 to 42 months	4.147.026,69	1,04%	794	2,23%
43 to 48 months	150.683.203,09	37,75%	13.026	36,54%
49 to 54 months	4.541.700,35	1,14%	596	1,67%
55 to 60 months	91.375.095,12	22,89%	7.160	20,09%
61 to 66 months	4.645.939,81	1,16%	421	1,18%
67 to 72 months	40.197.858,98	10,07%	2.953	8,28%
73 to 78 months	4.844.877,90	1,21%	345	0,97%
79 to 96 months	62.416.941,12	15,64%	4.840	13,58%
> 96 months	177.056,85	0,04%	13	0,04%
Total	399.192.435,18	100%	35.647,00	100%

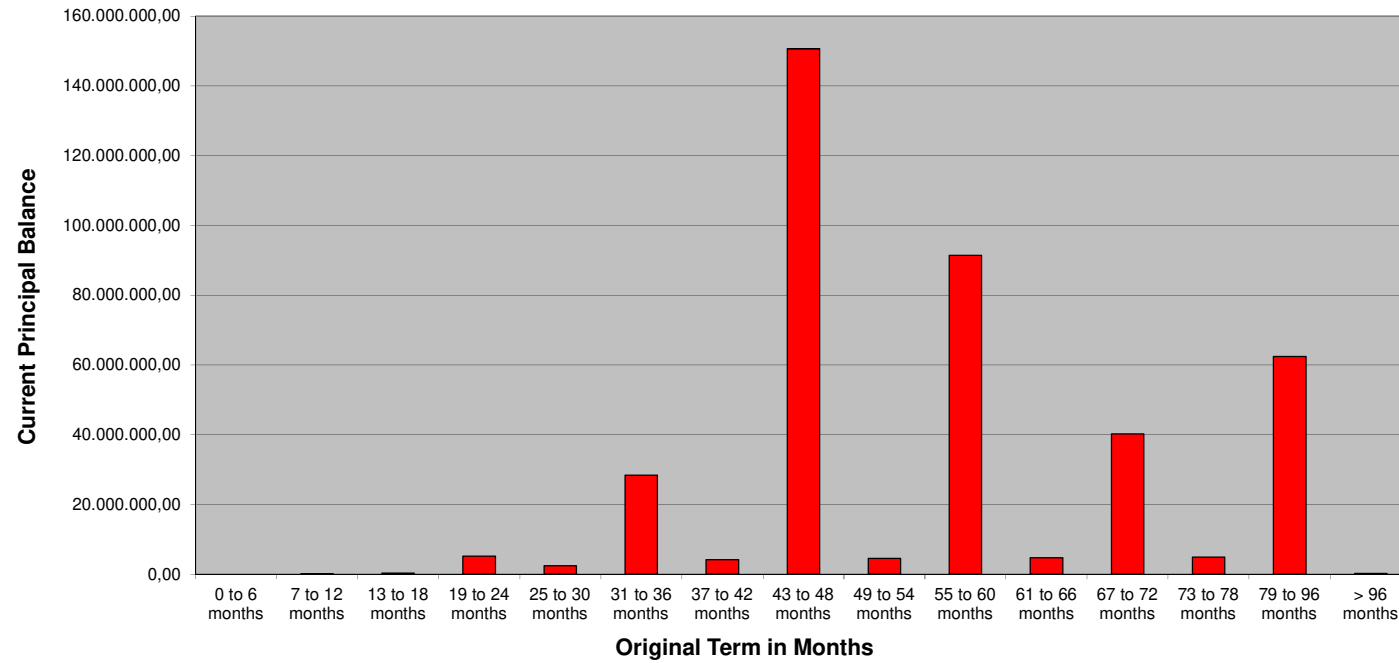
Statistics

WA Original Term	58,85
------------------	-------

**ABEST 19
Monthly Investor Report**

16.1 Original Term (Graph)

Reporting Date	05/07/2023				
Payment Date	21/07/2023				
Period No	32				
Monthly Period	01.06.2023 - 30.06.2023				
Interest Period	from	21/06/2023	to	21/07/2023	= 30 days
Collection Period	from	01/06/2023	to	30/06/2023	



**ABEST 19
Monthly Investor Report**

17. Manufacturer

Reporting Date	05/07/2023				
Payment Date	21/07/2023				
Period No	32				
Monthly Period	01.06.2023 - 30.06.2023				
Interest Period	from	21/06/2023	to	21/07/2023	= 30 days
Collection Period	from	01/06/2023	to	30/06/2023	

<i>Manufacturer</i>	<i>Current Principal Balance in EUR</i>	<i>Percentage of Balance</i>	<i>Number of Loans</i>	<i>Percentage of Loans</i>
Fiat	195.019.345,02	48,9%	23.199	65,1%
Alfa Romeo	18.789.611,87	4,7%	1.242	3,5%
Jeep	70.778.258,36	17,7%	4.244	11,9%
Jaguar	19.878.877,13	5,0%	1.034	2,9%
Land Rover	58.034.000,88	14,5%	2.628	7,4%
others	36.692.341,92	9,2%	3.300	9,3%
-> Ferrari	5.241,02	0,0%	1	0,0%
-> Maserati	2.891.562,70	0,7%	84	0,2%
-> Lancia	153.606,61	0,0%	29	0,1%
-> Chrysler	41.042,10	0,0%	3	0,0%
-> Dodge	1.677.812,76	0,4%	61	0,2%
-> others	31.923.076,73	8,0%	3.122	8,8%
	399.192.435,18	100,00%	35.647,00	100,00%

ABEST 19
Monthly Investor Report

18. Priority of Payments

Reporting Date	05/07/2023				
Payment Date	21/07/2023				
Period No	32				
Monthly Period	01.06.2023 - 30.06.2023				
Interest Period	from	21/06/2023	to	21/07/2023	= 30 days
Collection Period	from	01/06/2023	to	30/06/2023	

Priority of Payments during the Revolving Period

N/A

Available Distribution Amount	+
1. Payable Expenses	-
2. to credit into Expenses Account the Withholding Amount	-
3. Remuneration to the Trustee	-
4. Remuneration to Calculation Agent, Cash Manager, Account Bank, Paying Agents, Corporate Servicer, Servicer, Programme Administrator, Cash Administrator, Back-up Servicer Facilitator and any other invoiced costs	-
5. Interest payments to swap counterparty and swap termination payments if the issuer is the defaulting party;	-
6. Interest on Class A	-
7. Interest on Class B	-
8. Interest on Class C	-
9. Interest on Class D	-
10. Interest on Class E	-
11. Required Reserved Amount on the Reserve Account	-
12. Purchase of further receivables or to credit the replenishment account /Purchase New Portfolios/Redeemed Senior Notes	-
13. Replenishment of the reserve fund up to the required principal reserve amount	-
14. Termination payments if the swap counterparty is the defaulting party	-
15. Any amount due and payable, but not already paid, to Originator and Sericer	-
16. Interest on Class M	-
16. Additional servicing fee	-
17. Transaction Gain payments to the shareholder of the issuer	-

Priority of Payments during the Amortisation Period

Payment

Available Distribution Amount	+	21.498.636,33
1. Payable Expenses	-	-
2. to credit into Expenses Account the Withholding Amount	-	-
3. Remuneration to the Trustee (including costs and expenses)	-	-
4. Remuneration to Calculation Agent, Cash Manager, Account Bank, Paying Agents, Corporate Servicer, Servicer, Programme Administrator, Cash Administrator, Back-up Servicer Facilitator and any other invoiced costs	-	349.561,88
5. to pay pari passu and pro rata to the Swap Counterparty	-	7.772,71
6. Class A Interest Amount	-	1.161.336,29
7. Class B Interest Amount	-	10.562,50
8. Class C Interest Amount	-	18.958,33
9. Class D Interest Amount	-	16.995,00
10. Class E Interest Amount	-	31.208,33
11. to credit to the Reserve Account the Required Reserve Amount	-	-
12. to pay pari passu and pro rata, the Class A Redemption Amount	-	19.211.660,88
13. to pay pari passu and pro rata, the Class B Redemption Amount (provided that Class A Notes have been redeemed in full)	-	-
14. to pay pari passu and pro rata, the Class C Redemption Amount (provided that Class B Notes have been redeemed in full)	-	-
15. to pay pari passu and pro rata, the Class D Redemption Amount (provided that Class C Notes have been redeemed in full)	-	-
16. to pay pari passu and pro rata, the Class E Redemption Amount (provided that Class D Notes have been redeemed in full)	-	-
17. to pay any amount due and payable to the Swap Counterparties resulting from an Event of Default	-	-
18. to pay to Originator and to Servicer any amount due and payable not already paid	-	-
19. Class M Interest Amount	-	106.166,67
20. to pay pari passu and pro rata, the Class M Redemption Amount (provided that Class E Notes have been redeemed in full)	-	-
21. Additional Servicing Fee	-	584.313,74
22. Transaction Gain to the shareholders	-	100,00

ABEST 19
Monthly Investor Report

19. Transaction Costs

Reporting Date	05/07/2023				
Payment Date	21/07/2023				
Period No	32				
Monthly Period	01.06.2023 - 30.06.2023				
Interest Period	from	21/06/2023	to	21/07/2023	=
Collection Period	from	01/06/2023	to	30/06/2023	30 days

Transaction Costs	420.540.557,0	342.240.557,0	19.500.000,0	18.200.000,0	10.300.000,0	10.700.000,0	19.600.000,0
	All notes	Class A	Class B	Class C	Class D	Class E	Class M
Senior Expenses	- €	-	-	-	-	-	-
Interest accrued for the Period	1.345.227,12 €	1.161.336,29 €	10.562,50 €	18.958,33 €	16.995,00 €	31.208,33 €	106.166,67 €
Interest Payments	1.345.227,12 €	1.161.336,29 €	10.562,50 €	18.958,33 €	16.995,00 €	31.208,33 €	106.166,67 €
Unpaid Interest for the Period							
Cumulative Unpaid Interest							

ABEST 19
Monthly Investor Report

20. Swap Counterparty Data

Reporting Date	05/07/2023				
Payment Date	21/07/2023				
Period No	32				
Monthly Period	01.06.2023 - 30.06.2023				
Interest Period	from	21/06/2023	to	21/07/2023	= 30 days
Collection Period	from	01/06/2023	to	30/06/2023	

Swap Counterparty Data

Swap Counterparty Provider

CA Auto Bank S.p.A. Niederlassung

Swap Data

Swap Type	IRS
Notional Amount	342.240.557,01
Fixed Rate	- 0,38
Floating Rate (Euribor)	3,3720
Net Swap Payments	-1.070.072,14

**ABEST 19
Monthly Investor Report**

21. Retention

Reporting Date	05/07/2023				
Payment Date	21/07/2023				
Period No	32				
Monthly Period	01.06.2023 - 30.06.2023				
Interest Period	from	21/06/2023	to	21/07/2023	= 30 days
Collection Period	from	01/06/2023	to	30/06/2023	

Retention according to 405a CRR

Net Economic Interest Retained by the Originator	Outstanding Balance	Percentage of Outstanding Portfolio (%)
Class A Notes	342.240.557,01	85,73%
Class B Notes	19.500.000,00	4,88%
Class C Notes	18.200.000,00	4,56%
Class D Notes	10.300.000,00	2,58%
Class E Notes	10.700.000,00	2,68%
Class M Notes	19.600.000,00	4,91%

Retention Amount	EUR	%
Minimum Retention Class A	17.112.027,85	5,00%
Minimum Retention Class B	975.000,00	5,00%
Minimum Retention Class C	910.000,00	5,00%
Minimum Retention Class D	515.000,00	5,00%
Minimum Retention Class E	535.000,00	5,00%
Minimum Retention Class M	980.000,00	5,00%

Actual Retention Class A	17.129.723,85	5,01%
Actual Retention Class B	19.500.000,00	100,00%
Actual Retention Class C	18.200.000,00	100,00%
Actual Retention Class D	10.300.000,00	100,00%
Actual Retention Class E	10.700.000,00	100,00%
Actual Retention Class M	19.600.000,00	100,00%

The Originator will retain for the life of the Transaction a material net economic interest of not less than 5 per cent. in the Transaction in accordance with Article 405 of Regulation (EU) No 575/2013 of the European Parliament and of the Council of 26 June 2013 on prudential requirements for credit institutions and investment firms and amending Regulation (EU) No 648/2012 (the "CRR"), Article 51 of the Commission Delegated Regulation (EU) No 231/2013 of 19 December 2012 supplementing the Alternative Investment Fund Managers Directive (2011/61/EC) (the "AIFMR") and Article 254 of the Commission Delegated Regulation (EU) 2015/35 supplementing EU Directive 2009/138/EC on the taking up and pursuit of the business of insurance and reinsurance (the "Solvency II Delegated Regulation"), provided that the level of retention may reduce over time in compliance with Article 10 (2) of the Commission's Delegated Regulation 625/2014. As of the Closing Date and thereafter on an on-going basis, the Originator will retain a material net economic interest of not less than 5 per cent. of the initial Note Principal Amount of each of the Class A Notes, the Class B Notes, the Class C Notes, the Class D Notes, the Class E Notes and the Class M Notes (the "Retained Notes"), representing the nominal value of each of the tranches sold or transferred to the investors, as set out in Article 405 Paragraph 1(a) CRR; Article 51 Paragraph 1(a) AIFMR and Article 254 Paragraph 2(a) Solvency II Delegated Regulation.

**ABEST 19
Monthly Investor Report**

22. Counterparties I

Reporting Date			
Payment Date			
Period No			
Monthly Period			
Interest Period	21/07/2023	=	30 days
Collection Period	30/06/2023		

		Moody's			Fitch		
		Long Term	Short Term	Outlook	Long Term	Short Term	Outlook
Arrangers	CA-CIB	Aa3	P-1	STABLE	A+	F1	STABLE
	Unicredit Bank AG	A2	P-1	NEGATIVE	BBB+	F2	STABLE
	Merril Lynch International	A2	P-1	STABLE	AA	F1+	STABLE
Transaction Account:	The Bank of New York Mellon, Frankfurt Branch	n.a.	n.a.	n.a.	n.a.	n.a.	n.a.
Paying Agent:	The Bank of New York Mellon, London Branch	n.a.	n.a.	n.a.	n.a.	n.a.	n.a.
Swap Counterparty:	CA Auto Bank S.p.A. Niederlassung Deutschland	n.a.	n.a.	n.a.	n.a.	n.a.	n.a.

ABEST 19
Monthly Investor Report

23. Counterparties II

Reporting Date	05/07/2023				
Payment Date	21/07/2023				
Period No	32				
Monthly Period	01.06.2023 - 30.06.2023				
Interest Period	from	21/06/2023	to	21/07/2023	= 30 days
Collection Period	from	01/06/2023	to	30/06/2023	

Transaction Security Trustee: **TMF Investments SA - Switzerland**

Data Trustee: **TMF Investments SA - Switzerland**

Rating Agencies: **Moody's** **Fitch Ratings GmbH**

Corporate Administration: **TMF Deutschland AG**

ABEST 19
Monthly Investor Report

24. Issuer Information

Reporting Date	05/07/2023				
Payment Date	21/07/2023				
Period No	32				
Monthly Period	01.06.2023 - 30.06.2023				
Interest Period	from	21/06/2023	to	21/07/2023	= 30 days
Collection Period	from	01/06/2023	to	30/06/2023	

Deal Name: ABEST 19

Issuer: ABEST 19

Seller of the Receivables: CA Auto Bank S.p.A. Niederlassung Deutschland

Servicer Name: CA Auto Bank S.p.A. Niederlassung Deutschland

Reporting Entity: Ca-cib Milan

Contact: Doriana Bettini
doriana.bettini@ca-cib.com

**ABEST 19
Monthly Investor Report**

25. Originator, Servicer

Reporting Date	05/07/2023				
Payment Date	21/07/2023				
Period No	32				
Monthly Period	01.06.2023 - 30.06.2023				
Interest Period	from	21/06/2023	to	21/07/2023	= 30 days
Collection Period	from	01/06/2023	to	30/06/2023	

Contact Details

CA Auto Bank S.p.A. Niederlassung Deutschland

heike.simon@ca-autobank.com

Ratings CA Auto Bank S.p.A.

(Downgrade Event)

In respect of the Servicer, and only if the Originator acts as Servicer, that the long-term rating of CA Auto Bank Spa unsecured, unsubordinated and unguaranteed debt obligations falls below Ba3 by Moody's

Moody's
Ba3

ABEST 19
Monthly Investor Report

25. Glossary

Reporting Date	05/07/2023				
Payment Date	21/07/2023				
Period No	32				
Monthly Period	01.06.2023 - 30.06.2023				
Interest Period	from	21/06/2023	to	21/07/2023	= 30 days
Collection Period	from	01/06/2023	to	30/06/2023	

Ca-cib Milano
Calculation Agent
Doriana.bettini@ca-cib.com