

ABEST 19
Monthly Investor Report

Cover Sheet Monthly Investor Report

| | | | | |
|-------------------|-------------------------|------------|----|----------------------|
| Reporting Date | 03/03/2023 | | | |
| Payment Date | 21/03/2023 | | | |
| Period No | 28 | | | |
| Monthly Period | 01.02.2023 - 28.02.2023 | | | |
| Interest Period | from | 21/02/2023 | to | 21/03/2023 = 28 days |
| Collection Period | from | 01/02/2023 | to | 28/02/2023 |

| Index | Page |
|-------------------------------|----------------------|
| 1. Portfolio Information | 1 |
| 2. Reserve Accounts | 2 |
| 3. Performance Data | 3 |
| 4. Outstanding Notes | 4 |
| 5. Original Principal Balance | 5 |
| 5.1 Original PB (Graph) | 5.1 |
| 6. Current Principal Balance | 6 |
| 6.1 Current PB (Graph) | 6.1 |
| 7. Borrower Concentration | 7 |
| 8. Geographical Distribution | 8 |
| 8.1 Geographical (Graph) | 8.1 |
| 9. Object Type | 9 |
| 10. Insurance Coverage | 10 |
| 11. Contract Type | 11 |
| 12. Payment Methods | 12 |
| 13. Customer Yield | 13 |
| 13.1 Customer Yield (Graph) | 13 |
| 14. Seasoning | 14 |
| 14.1 Seasoning (Graph) | 14.1 |
| 15. Remaining Term | 15 |
| 15.1 Remaining Term (Graph) | 15.1 |
| 16. Original Term | 16 |
| 16.1 Original Term (Graph) | 16 |
| 17. Manufacturer | 17 |
| 18. Priority of Payments | 18 |
| 19. Transaction Costs | 19 |
| 20. Swap Counterparty Data | 20 |
| 21. Retention | 21 |
| 22. Counterparties I | 22 |
| 23. Counterparties II | 23 |
| 25. Originator | 25 |
| 26. Disclaimer | 26 |

ABEST 19
Monthly Investor Report

1. Portfolio Information

| | | | | | |
|------------------------|-------------------------|----|------------|---|---------|
| Reporting Date | 03/03/2023 | | | | |
| Payment Date | 21/03/2023 | | | | |
| Period No | 28 | | | | |
| Monthly Period | 01.02.2023 - 28.02.2023 | | | | |
| Interest Period from | 21/02/2023 | to | 21/03/2023 | = | 28 days |
| Collection Period from | 01/02/2023 | to | 28/02/2023 | | |

| Outstanding Receivables | No. of Contracts | current period | previous period |
|---|------------------|--|--|
| | | Aggregate Outstanding Principal Amount | Aggregate Outstanding Principal Amount |
| Beginning of Period (collection period) | | 498.407.427,17 € | 517.424.497,54 |
| Scheduled Principal Payments | | 13.060.918,58 € | 11.091.088,93 |
| Prepayment Principal | | 3.977.932,06 € | 3.687.518,86 |
| Others | | 2.469.157,63 € | 4.091.041,71 |
| Recoveries | | 29.033,61 € | 18.950,00 |
| Total Principal Collections | | 19.537.041,88 € | 18.888.599,50 |
| Total Interest Collections | | 1.512.337,72 € | 2.588.263,00 |
| Defaults | | 90.747,75 | 128.470,87 |
| End of Period (after Payment Date) | 40.256 | 478.779.637,54 € | 498.407.427,17 |
| Balance of the Replenishment account (after Payment Date) | | - € | - |
| Current Prepayment Rate (annualised) | | 9,58% | 8,55% |
| New sale Offer | | - € | - |

ABEST 19
Monthly Investor Report

2. Reserve Accounts

| | | | | | |
|-------------------|-------------------------|------------|----|------------|-----------|
| Reporting Date | 03/03/2023 | | | | |
| Payment Date | 21/03/2023 | | | | |
| Period No | 28 | | | | |
| Monthly Period | 01.02.2023 - 28.02.2023 | | | | |
| Interest Period | from | 21/02/2023 | to | 21/03/2023 | = 28 days |
| Collection Period | from | 01/02/2023 | to | 28/02/2023 | |

Aggregate Rated Notes Balance

| | |
|---------------------|----------------|
| Beginning of Period | 501.118.427,17 |
| End of Period | 481.490.637,54 |

Reserve Accounts

| Reserve Account | in % | euro | Trigger Event y/n |
|-----------------------|--------------|----------------|-------------------|
| Beginning of Period | 0,5% | 2.407.592,14 € | no |
| Cash Outflow | -€ 98.138,95 | | |
| Cash Inflow | € - | | |
| End of Period | 0,5% | 2.309.453,19 € | |
| Required Reserve Fund | -€ 98.138,95 | | |

ABEST 19
Monthly Investor Report

3. Performance Data

| | | | | | |
|------------------------|-------------------------|----|------------|---|---------|
| Reporting Date | 03/03/2023 | | | | |
| Payment Date | 21/03/2023 | | | | |
| Period No | 28 | | | | |
| Monthly Period | 01.02.2023 - 28.02.2023 | | | | |
| Interest Period from | 21/02/2023 | to | 21/03/2023 | = | 28 days |
| Collection Period from | 01/02/2023 | to | 28/02/2023 | | |

Note Balance

| | |
|---------------------|------------------|
| Beginning of Period | 501.118.427,17 € |
| End of Period | 481.490.637,54 € |

Ratios

3-MRA* 31- 60 days past due

| | |
|--|----------------|
| 31- 60 days past due period before previous period | 0,00% |
| 31- 60 days past due previous period | 0,00% |
| 31- 60 days past due current period | 1.099.241,28 € |

3-MRA* 61-90 days past due

| | |
|--|--------------|
| 61- 90 days past due period before previous period | 0,00% |
| 61- 90 days past due previous period | 0,00% |
| 61- 90 days past due current period | 466.799,72 € |

3-MRA* 91-120 days past due

| | |
|---|--------------|
| 91- 120 days past due period before previous period | 0,00% |
| 91- 120 days past due previous period | 0,00% |
| 91- 120 days past due current period | 367.442,74 € |

Early Amortisation Event

Cumulative Default Level

| | |
|--|-------|
| Cumulative Default Level period before previous period | 0,15% |
| Cumulative Default Level previous period | 0,17% |
| Cumulative Default Level current period | 0,22% |

Trigger Breach (if higher than 4.60%)

NO

Delinquency Level

| | |
|---|-------|
| Delinquency Level period before previous period | 0,10% |
| Delinquency Level current period | 0,09% |

Trigger Breach (if higher than 0.80% for 2 consecutive Calculation Dates)

NO

Principal Deficiency Amount Shortfall

NO

Trigger Breach (if the Principal Deficiency Amount Shortfall is higher than zero)

Replenishment Amount

Trigger Breach (if Replenishment Amount is higher than 20% of the Aggregate Rated Notes Outstanding Amount on each of three consecutive Calculation Dates)

NO

Performance Data

| | |
|--|--------------|
| Number of Contracts being 31-60 Days delinquent | 91 |
| Number of Contracts being 61-90 Days delinquent | 40 |
| Number of Contracts being 91-120 Days delinquent | 26 |
| Gross instalments being 31-60 days delinquent | 31.792,12 |
| Gross instalments being 61-90 days delinquent | 13.207,38 |
| Gross instalments being 91-120 days delinquent | 25.814,47 |
| Current Period Termination | 139.274,69 |
| Cumulative Termination | 1.819.485,65 |
| New number of Contracts being terminated | 14,00 |
| Total number of Contracts being terminated | 204,00 |
| Current Period Recoveries | 29.033,61 |
| Cumulative Recoveries | 166.872,74 |

**ABEST 19
Monthly Investor Report**

4. Outstanding Notes

| | | | | | | |
|------------------------|-------------------------|----|------------|---|---|---------|
| Reporting Date | 03/03/2023 | | | | | |
| Payment Date | 21/03/2023 | | | | | |
| Period No | 28 | | | | | |
| Monthly Period | 01.02.2023 - 28.02.2023 | | | | | |
| Interest Period from | 21/02/2023 | to | 21/03/2023 | = | = | 28 days |
| Collection Period from | 01/02/2023 | to | 28/02/2023 | | | |

Principal Payable Amount (during Amortising Period)

| | All notes | Class A | Class B | Class C | Class D | Class E | Class M |
|---|------------------------|-------------------|--------------------|--------------------|--------------------|--------------------|---------------|
| 1. Note Balance | | | | | | | |
| General Note Information | | | | | | | |
| ISIN Code | XS2247538023 | XS2247538452 | XS2247538619 | XS2247538882 | XS2247539005 | XS2247539344 | |
| Currency | EURO | EURO | EURO | EURO | EURO | EURO | EURO |
| Initial Tranching | | | | | | | |
| Legal Maturity | dic 2031 | dic 2031 | dic 2031 | dic 2031 | dic 2031 | dic 2031 | dic 2031 |
| Expected Maturity | | | | | | | |
| Original Rating (Fitch/ Moody's) | AAA(sf)/ Aaa (Sf) | AA(sf)/Aa1 (sf) | A(sf)/A1(sf) | BBB(sf)/Baa2(sf) | BB+(sf)/Ba2(sf) | | n/a |
| Current Rating (Fitch / Moody's)* | AAA(sf)/ Aaa (Sf) | AA(sf)/Aa1 (sf) | A(sf)/A1(sf) | BBB(sf)/Baa2(sf) | BB+(sf)/Ba2(sf) | | n/a |
| Initial Notes Aggregate Principal Outstanding Balance | | | | | | | |
| Initial Nominal per Note | 100.000,00 € | 100.000,00 € | 100.000,00 € | 100.000,00 € | 100.000,00 € | 100.000,00 € | 100.000,00 € |
| Initial Number of Notes per Class | 0 | 0 | 0 | 0 | 0 | 0 | 0 |
| Current Note Information | | | | | | | |
| Class Principal Outstanding Balance Beginning of Period | 422.818.427,17 € | 19.500.000,00 € | 18.200.000,00 € | 10.300.000,00 € | 10.700.000,00 € | 19.600.000,00 € | |
| Amortisation | 19.627.789,63 | n.a. | n.a. | n.a. | n.a. | n.a. | n.a. |
| Redemption per Note | 0,00 € | | | | | | |
| Class Principal Outstanding Balance End of Period | 403.190.637,54 € | 19.500.000,00 € | 18.200.000,00 € | 10.300.000,00 € | 10.700.000,00 € | 19.600.000,00 € | |
| Current Tranching | | | | | | | |
| Current Pool Factor | 0,83 | 1,00 | 1,00 | 1,00 | 1,00 | 1,00 | 1,00 |
| 2. Payments to Investors per Note | | | | | | | |
| Interest Rate Basis: 1-M Euribor / Spread | | 3,074 | | | | | |
| DayCount Convention | | ACT/360 | ACT/360 | ACT/360 | ACT/360 | ACT/360 | ACT/360 |
| Interest Days | | 28 days | 28 days | 28 days | 28 days | 28 days | 28 days |
| Principal Outstanding Beginning of Period | 422.818.427,17 € | 19.500.000,00 € | 18.200.000,00 € | 10.300.000,00 € | 10.700.000,00 € | 19.600.000,00 € | |
| > Principal Repayment | 19.627.789,63 € | 0,00 € | 0,00 € | 0,00 € | 0,00 € | 0,00 € | 0,00 € |
| Principal Outstanding End of Period | 403.190.637,54 € | 19.500.000,00 € | 18.200.000,00 € | 10.300.000,00 € | 10.700.000,00 € | 19.600.000,00 € | |
| > Interest accrued for the period | 1.010.911,88 € | 9.858,33 € | 17.694,44 € | 15.862,00 € | 29.127,78 € | 99.088,89 € | |
| Interest Payment | | | | | | | |
| Initial total CE (Subordination, Reserve) | | | | | | | |
| Current CE | 12,19% | 12,21% | 8,43% | 6,29% | 4,07% | 0,00% | |

**ABEST 19
Monthly Investor Report**

5. Original Principal Balance

as of ISSUE DATE

| | | | | | |
|-------------------|-------------------------|------------|----|------------|-----------|
| Reporting Date | 03/03/2023 | | | | |
| Payment Date | 21/03/2023 | | | | |
| Period No | 28 | | | | |
| Monthly Period | 01.02.2023 - 28.02.2023 | | | | |
| Interest Period | from | 21/02/2023 | to | 21/03/2023 | = 28 days |
| Collection Period | from | 01/02/2023 | to | 28/02/2023 | |

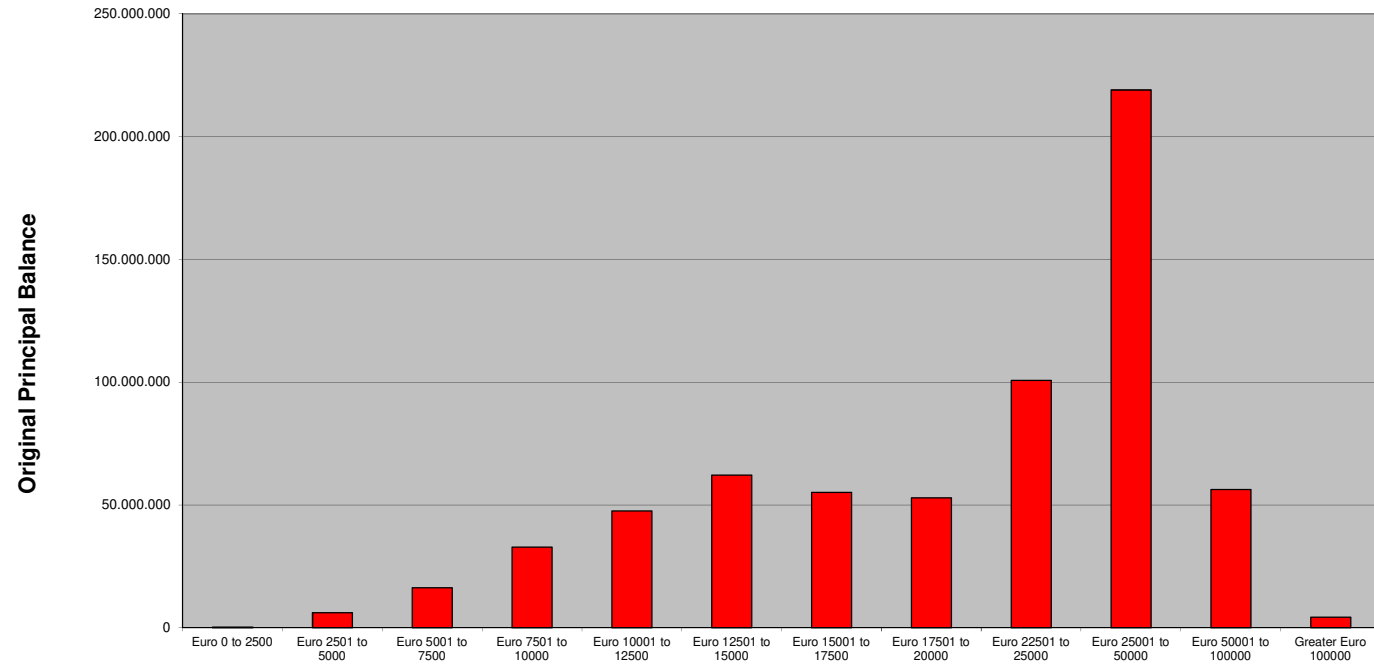
| <i>Original Principal Balance (Ranges in EUR)</i> | <i>Original Principal Balance in EUR</i> | <i>Percentage of Balance</i> | <i>Number of Loans</i> | <i>Percentage of Loans</i> |
|---|--|----------------------------------|------------------------|--------------------------------|
| Euro 0 to 2500 | 277.642 | 0,0% | 131,00 | 0,38% |
| Euro 2501 to 5000 | 6.037.198 | 0,9% | 1.495,00 | 4,28% |
| Euro 5001 to 7500 | 16.236.899 | 2,5% | 2.555,00 | 7,32% |
| Euro 7501 to 10000 | 32.807.091 | 5,0% | 3.689,00 | 10,57% |
| Euro 10001 to 12500 | 47.586.015 | 7,3% | 4.206,00 | 12,05% |
| Euro 12501 to 15000 | 62.140.313 | 9,5% | 4.511,00 | 12,92% |
| Euro 15001 to 17500 | 55.046.450 | 8,4% | 3.399,00 | 9,74% |
| Euro 17501 to 20000 | 52.817.087 | 8,1% | 2.812,00 | 8,06% |
| Euro 22501 to 25000 | 100.690.819 | 15,4% | 4.480,00 | 12,83% |
| Euro 25001 to 50000 | 219.004.473 | 33,5% | 6.691,00 | 19,17% |
| Euro 50001 to 100000 | 56.254.715 | 8,6% | 904,00 | 2,59% |
| Greater Euro 100000 | 4.289.009 | 0,7% | 36,00 | 0,10% |
| Total | 653.187.711,36 | 100,00% | 34.909 | 100,00% |

Statistics in EUR

**ABEST 19
Monthly Investor Report**

5.1 Original PB (Graph)

| | | | | | |
|-------------------|-------------------------|------------|----|------------|-----------|
| Reporting Date | 03/03/2023 | | | | |
| Payment Date | 21/03/2023 | | | | |
| Period No | 28 | | | | |
| Monthly Period | 01.02.2023 - 28.02.2023 | | | | |
| Interest Period | from | 21/02/2023 | to | 21/03/2023 | = 28 days |
| Collection Period | from | 01/02/2023 | to | 28/02/2023 | |



**ABEST 19
Monthly Investor Report**

6. Current Principal Balance

| | | | | | |
|-------------------|-------------------------|------------|----|------------|-----------|
| Reporting Date | 03/03/2023 | | | | |
| Payment Date | 21/03/2023 | | | | |
| Period No | 28 | | | | |
| Monthly Period | 01.02.2023 - 28.02.2023 | | | | |
| Interest Period | from | 21/02/2023 | to | 21/03/2023 | = 28 days |
| Collection Period | from | 01/02/2023 | to | 28/02/2023 | |

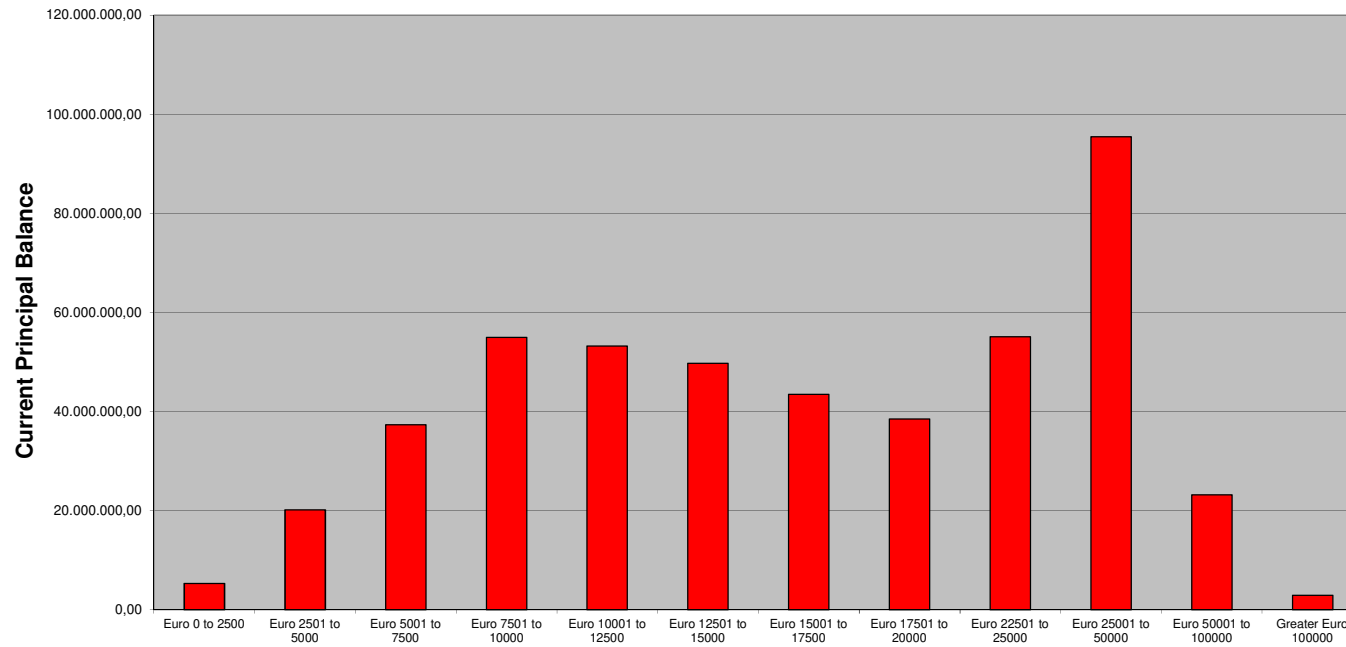
| <i>Current Principal Balance (Ranges in EUR)</i> | <i>Current Principal Balance in EUR</i> | <i>Percentage of Balance</i> | <i>Number of Loans</i> | <i>Percentage of Loans</i> |
|--|---|----------------------------------|------------------------|--------------------------------|
| Euro 0 to 2500 | 5.298.575,35 | 1,1% | 3.770 | 9,4% |
| Euro 2501 to 5000 | 20.161.194,76 | 4,2% | 5.308 | 13,2% |
| Euro 5001 to 7500 | 37.350.462,10 | 7,8% | 5.952 | 14,8% |
| Euro 7501 to 10000 | 54.944.595,79 | 11,5% | 6.290 | 15,6% |
| Euro 10001 to 12500 | 53.184.053,28 | 11,1% | 4.755 | 11,8% |
| Euro 12501 to 15000 | 49.737.502,90 | 10,4% | 3.633 | 9,0% |
| Euro 15001 to 17500 | 43.458.660,22 | 9,1% | 2.684 | 6,7% |
| Euro 17501 to 20000 | 38.455.140,45 | 8,0% | 2.058 | 5,1% |
| Euro 22501 to 25000 | 55.107.178,83 | 11,5% | 2.479 | 6,2% |
| Euro 25001 to 50000 | 95.417.033,26 | 19,9% | 2.937 | 7,3% |
| Euro 50001 to 100000 | 23.146.123,02 | 4,8% | 375 | 0,9% |
| Greater Euro 100000 | 2.924.213,24 | 0,6% | 15 | 0,0% |
| Total | 479.184.733,20 | 100,0% | 40.256 | 100,0% |

| Statistics | in EUR |
|-------------------|---------------|
| Average Amount | 11.903,44 |

**ABEST 19
Monthly Investor Report**

6.1 Current PB (Graph)

| | | | | | |
|-------------------|-------------------------|------------|----|------------|-----------|
| Reporting Date | 03/03/2023 | | | | |
| Payment Date | 21/03/2023 | | | | |
| Period No | 28 | | | | |
| Monthly Period | 01.02.2023 - 28.02.2023 | | | | |
| Interest Period | from | 21/02/2023 | to | 21/03/2023 | = 28 days |
| Collection Period | from | 01/02/2023 | to | 28/02/2023 | |



**ABEST 19
Monthly Investor Report**

7. Borrower Concentration

| | | | | | |
|-------------------|-------------------------|------------|----|------------|-----------|
| Reporting Date | 03/03/2023 | | | | |
| Payment Date | 21/03/2023 | | | | |
| Period No | 28 | | | | |
| Monthly Period | 01.02.2023 - 28.02.2023 | | | | |
| Interest Period | from | 21/02/2023 | to | 21/03/2023 | = 28 days |
| Collection Period | from | 01/02/2023 | to | 28/02/2023 | |

| No | Current Principal Balance in EUR | Percentage of Balance | Number of Loans |
|--------------|-------------------------------------|--------------------------|-----------------|
| 1 | 1.030.979,35 | 0,22% | 1 |
| 2 | 333.382,23 | 0,07% | 28 |
| 3 | 299.663,23 | 0,06% | 15 |
| 4 | 272.992,08 | 0,06% | 32 |
| 5 | 254.576,13 | 0,05% | 1 |
| 6 | 250.575,82 | 0,05% | 10 |
| 7 | 237.069,94 | 0,05% | 27 |
| 8 | 213.421,11 | 0,04% | 10 |
| 9 | 211.562,36 | 0,04% | 2 |
| 10 | 195.055,44 | 0,04% | 1 |
| 11 | 182.553,37 | 0,04% | 12 |
| 12 | 170.692,23 | 0,04% | 1 |
| 13 | 166.126,25 | 0,03% | 24 |
| 14 | 161.284,56 | 0,03% | 1 |
| 15 | 159.710,22 | 0,03% | 11 |
| 16 | 156.535,33 | 0,03% | 8 |
| 17 | 153.444,49 | 0,03% | 18 |
| 18 | 146.929,19 | 0,03% | 2 |
| 19 | 143.439,36 | 0,03% | 2 |
| 20 | 137.277,71 | 0,03% | 5 |
| Total | 4.877.270,40 | 1,02% | 211 |

**ABEST 19
Monthly Investor Report**

8. Geographical Distribution

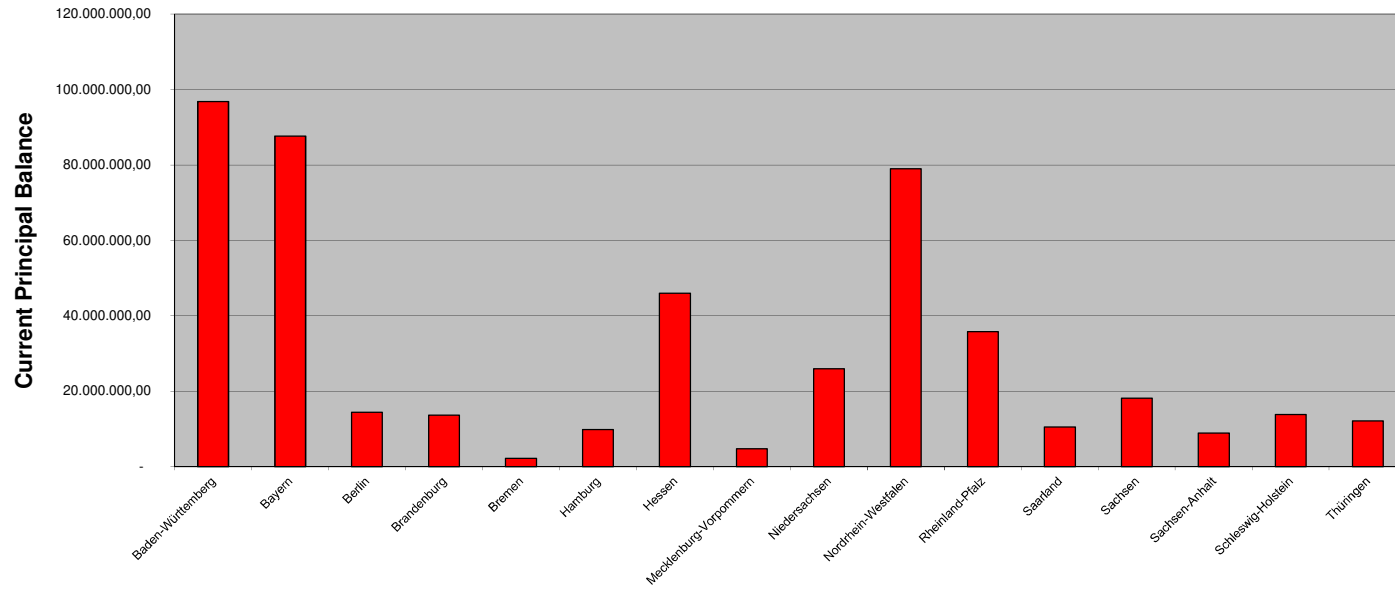
| | | | | | |
|-------------------|-------------------------|------------|----|------------|-----------|
| Reporting Date | 03/03/2023 | | | | |
| Payment Date | 21/03/2023 | | | | |
| Period No | 28 | | | | |
| Monthly Period | 01.02.2023 - 28.02.2023 | | | | |
| Interest Period | from | 21/02/2023 | to | 21/03/2023 | = 28 days |
| Collection Period | from | 01/02/2023 | to | 28/02/2023 | |

| State | Current Principal Balance in EUR | Percentage of Balance | Number of Loans | Percentage of Loans |
|---------------------|----------------------------------|-----------------------|-----------------|---------------------|
| Outside of Germany | 24.172,96 | 0,0% | 2 | 0,0% |
| Baden-Württemberg | 96.789.169,86 | 20,2% | 8.388 | 20,8% |
| Bayern | 87.612.869,19 | 18,3% | 7.712 | 19,2% |
| Berlin | 14.359.463,44 | 3,0% | 1.060 | 2,6% |
| Brandenburg | 13.621.288,96 | 2,8% | 1.085 | 2,7% |
| Bremen | 2.187.553,66 | 0,5% | 210 | 0,5% |
| Hamburg | 9.828.933,90 | 2,1% | 705 | 1,8% |
| Hessen | 45.945.635,28 | 9,6% | 3.857 | 9,6% |
| Mecklenburg-Vorpomr | 4.743.576,57 | 1,0% | 399 | 1,0% |
| Niedersachsen | 25.970.806,66 | 5,4% | 2.075 | 5,2% |
| Nordrhein-Westfalen | 78.947.539,94 | 16,5% | 6.707 | 16,7% |
| Rheinland-Pfalz | 35.754.379,41 | 7,5% | 3.108 | 7,7% |
| Saarland | 10.479.511,11 | 2,2% | 831 | 2,1% |
| Sachsen | 18.158.970,76 | 3,8% | 1.373 | 3,4% |
| Sachsen-Anhalt | 8.918.261,05 | 1,9% | 671 | 1,7% |
| Schleswig-Holstein | 13.768.702,48 | 2,9% | 1.097 | 2,7% |
| Thüringen | 12.073.897,97 | 2,5% | 976 | 2,4% |
| Total | 479.184.733,20 | 100,00% | 40.256 | 100,00% |

**ABEST 19
Monthly Investor Report**

8.1 Geographical Distribution (Graph)

| | | | | | |
|-------------------|-------------------------|------------|----|------------|-----------|
| Reporting Date | 03/03/2023 | | | | |
| Payment Date | 21/03/2023 | | | | |
| Period No | 28 | | | | |
| Monthly Period | 01.02.2023 - 28.02.2023 | | | | |
| Interest Period | from | 21/02/2023 | to | 21/03/2023 | = 28 days |
| Collection Period | from | 01/02/2023 | to | 28/02/2023 | |



**ABEST 19
Monthly Investor Report**

9. Object Type

| | | | | | |
|-------------------|-------------------------|------------|----|------------|-----------|
| Reporting Date | 03/03/2023 | | | | |
| Payment Date | 21/03/2023 | | | | |
| Period No | 28 | | | | |
| Monthly Period | 01.02.2023 - 28.02.2023 | | | | |
| Interest Period | from | 21/02/2023 | to | 21/03/2023 | = 28 days |
| Collection Period | from | 01/02/2023 | to | 28/02/2023 | |

| <i>Car type</i> | <i>Current Principal Balance in EUR</i> | <i>Percentage of Balance</i> | <i>Number of Loans</i> | <i>Percentage of Loans</i> |
|-----------------|---|----------------------------------|------------------------|--------------------------------|
| New | 277.779.696,90 | 58,0% | 19.962 | 49,59% |
| Used | 201.405.036,30 | 42,0% | 20.294 | 50,41% |
| Total | 479.184.733,20 | 100% | 40.256 | 100% |

| <i>Object Type</i> | <i>Current Principal Balance in EUR</i> | <i>Percentage of Balance</i> | <i>Number of Loans</i> | <i>Percentage of Loans</i> |
|--------------------|---|----------------------------------|------------------------|--------------------------------|
| Car | 406.855.489,49 | 84,91% | 33.962 | 84,37% |
| LCV | 72.329.243,71 | 15,09% | 6.294 | 15,63% |
| Total | 479.184.733,20 | 100% | 40.256 | 100% |

**ABEST 19
Monthly Investor Report**

10. Insurances

| | | | | | |
|-------------------|-------------------------|------------|----|------------|-----------|
| Reporting Date | 03/03/2023 | | | | |
| Payment Date | 21/03/2023 | | | | |
| Period No | 28 | | | | |
| Monthly Period | 01.02.2023 - 28.02.2023 | | | | |
| Interest Period | from | 21/02/2023 | to | 21/03/2023 | = 28 days |
| Collection Period | from | 01/02/2023 | to | 28/02/2023 | |

| <i>Loss Compensation Insurance</i> | <i>Current Principal Balance in EUR</i> | <i>Percentage of Balance</i> | <i>Number of Loans</i> | <i>Percentage of Loans</i> |
|------------------------------------|---|------------------------------|------------------------|----------------------------|
| With CPI | 83.181.727,95 | 17,4% | 8.909 | 22,1% |
| Without CPI | 396.003.005,25 | 82,6% | 31.347 | 77,9% |
| Total | 479.184.733,20 | 100,0% | 40.256 | 100,0% |

ABEST 19
Monthly Investor Report

11. Type of Contract

| | | | | | |
|-------------------|-------------------------|------------|----|------------|-----------|
| Reporting Date | 03/03/2023 | | | | |
| Payment Date | 21/03/2023 | | | | |
| Period No | 28 | | | | |
| Monthly Period | 01.02.2023 - 28.02.2023 | | | | |
| Interest Period | from | 21/02/2023 | to | 21/03/2023 | = 28 days |
| Collection Period | from | 01/02/2023 | to | 28/02/2023 | |

| Contracts w/Balloon Payments | Current Principal Balance in EUR | Percentage of Balance | Number of Loans | Percentage of Loans |
|---------------------------------|-------------------------------------|-----------------------|-----------------|---------------------|
| Retail | 203.212.898,58 | 42,4% | 22.321 | 55,4% |
| Balloon Loans | 213.941.721,14 | 44,6% | 13.712 | 34,1% |
| - of which balloons | 139.545.108,57 | 29,1% | n.a | n.a |
| - of which regular installments | 74.396.612,57 | 15,5% | n.a | n.a |
| Formula | 62.030.113,48 | 12,9% | 4.223 | 10,5% |
| - of which balloons | 39.531.623,57 | 8,2% | n.a | n.a |
| - of which regular installments | 22.498.489,91 | 4,7% | n.a | n.a |
| Total | 479.184.733,20 | 100% | 40.256 | 100% |

| Length of Original Term in months | Number of Loans | Percentage of Total Balloon Loans in % | Balloon Loan Principal in EUR | Balloon Rate in % of Current Outstanding |
|-----------------------------------|-----------------|--|-------------------------------|--|
| 0 to 12 months | 8 | 0,1% | 140.782 | 95,2% |
| 13 to 24 months | 77 | 0,6% | 1.329.300 | 75,1% |
| 25 to 36 months | 775 | 5,7% | 12.975.194 | 75,3% |
| 37 to 48 months | 7.611 | 55,5% | 112.143.061 | 76,1% |
| 49 to 60 months | 2.958 | 21,6% | 50.197.564 | 56,0% |
| 61 to 72 months | 887 | 6,5% | 15.950.460 | 45,3% |
| 73 to 84 months | 1.389 | 10,1% | 21.079.221 | 42,7% |
| 85 to 96 months | 7 | 0,1% | 126.140 | 2,0% |
| Total | 13.705 | 100% | 213.815.581,35 | 65,4% |

| Length of Remaining Term in months | Number of Loans | Percentage of Total Balloon Loans in % | Balloon Loan Principal in EUR | Balloon Rate in % of Current Outstanding |
|------------------------------------|-----------------|--|-------------------------------|--|
| 0 to 12 months | 5.273 | 38,5% | 65.679.259,91 | 87,9% |
| 13 to 24 months | 3.944 | 28,8% | 56.822.037,11 | 68,9% |
| 25 to 36 months | 2.394 | 17,5% | 42.722.194,24 | 53,4% |
| 37 to 48 months | 1.559 | 11,4% | 33.561.040,17 | 45,9% |
| 49 to 60 months | 428 | 3,1% | 11.840.470,39 | 40,2% |
| 61 to 72 months | 114 | 0,8% | 3.316.719,32 | 34,4% |
| Total | 13.712 | 100% | 213.941.721,14 | 65,4% |

| Length of Original Term in months | Number of Loans | Percentage of Total PCP in % | PCP Loan Principal in EUR | PCP Rate in % of Current Outstanding |
|-----------------------------------|-----------------|------------------------------|---------------------------|--------------------------------------|
| 0 to 12 months | 1 | 0,0% | 20.746,70 | 99,1% |
| 13 to 24 months | 35 | 0,8% | 1.472.486,28 | 92,8% |
| 25 to 36 months | 425 | 10,1% | 6.582.307,78 | 77,1% |
| 37 to 48 months | 2.491 | 59,0% | 34.956.370,69 | 69,4% |
| 49 to 60 months | 759 | 18,0% | 11.471.716,17 | 52,6% |
| 61 to 72 months | 201 | 4,8% | 3.315.060,91 | 43,4% |
| 73 to 84 months | 311 | 7,4% | 4.211.424,95 | 40,3% |
| 85 to 96 months | 0 | 0,0% | 0 | 0,0% |
| Total | 4.223 | 100% | 62.030.113,48 | 64,1% |

| Length of Remaining Term in months | Number of Loans | Percentage of Total PCP Loans in % | PCP Loan Principal in EUR | PCP Rate in % of Current Outstanding |
|------------------------------------|-----------------|------------------------------------|---------------------------|--------------------------------------|
| 0 to 12 months | 1.111 | 26,3% | 12.239.092 | 87,6% |
| 13 to 24 months | 1.343 | 31,8% | 18.422.379 | 70,5% |
| 25 to 36 months | 1.025 | 24,3% | 17.178.744 | 56,9% |
| 37 to 48 months | 527 | 12,5% | 9.713.153 | 48,9% |
| 49 to 60 months | 179 | 4,2% | 3.645.522 | 40,1% |
| 61 to 72 months | 38 | 0,9% | 831.224 | 33,5% |
| Total | 4.223 | 100% | 62.030.113,48 | 64,1% |

**ABEST 19
Monthly Investor Report**

12. Payment Methods

| | | |
|-------------------|-------------------------|-------------------------|
| Reporting Date | 03/03/2023 | |
| Payment Date | 21/03/2023 | |
| Period No | 28 | |
| Monthly Period | 01.02.2023 - 28.02.2023 | |
| Interest Period | from 21/02/2023 | to 21/03/2023 = 28 days |
| Collection Period | from 01/02/2023 | to 28/02/2023 |

| Payment Method | Current Principal Balance in EUR | Percentage of Balance | Number of Loans | Percentage of Loans |
|----------------|-------------------------------------|--------------------------|-----------------|------------------------|
| Direct Debit | 472.983.817,56 | 98,7% | 39.771 | 98,8% |
| Other | 6.200.915,64 | 1,3% | 485 | 1,2% |
| Total | 479.184.733,20 | 100,0% | 40.256 | 100,0% |

| Cycle of Payment | Current Principal Balance in EUR | Percentage of Balance | Number of Loans | Percentage of Loans |
|------------------|-------------------------------------|--------------------------|-----------------|------------------------|
| Monthly | 479.184.733,20 | 100,0% | 40.256 | 100,0% |
| Total | 479.184.733,20 | 100,0% | 40.256 | 100,0% |

| Downpayment Yes/No | Current Principal Balance in EUR | Percentage of Balance | Number of Loans | Percentage of Loans |
|--------------------|-------------------------------------|--------------------------|-----------------|------------------------|
| YES | 413.803.033,09 | 86,4% | 32.220 | 80,0% |
| NO | 65.381.700,11 | 13,6% | 8.036 | 20,0% |
| Total | 479.184.733,20 | 100,0% | 40.256 | 100,0% |

| Downpayment and Purchase Price in EUR | All contracts | Contracts with initial downpayment |
|--|---------------|---------------------------------------|
| Weighted average downpayment | 14.887,61 | 17.239,88 |
| Average purchase price | 27.979,58 | 31.807,53 |
| Downpayment in % | 53,2% | 54,2% |

**ABEST 19
Monthly Investor Report**

13. Customer Yield

| | | | |
|-------------------|-------------------------|------------|-------------------------|
| Reporting Date | 03/03/2023 | | |
| Payment Date | 21/03/2023 | | |
| Period No | 28 | | |
| Monthly Period | 01.02.2023 - 28.02.2023 | | |
| Interest Period | from | 21/02/2023 | to 21/03/2023 = 28 days |
| Collection Period | from | 01/02/2023 | to 28/02/2023 |

| Yield Range | Current Principal Balance in EUR | Percentage of Balance | Number of Loans | Percentage of Loans |
|--------------|-------------------------------------|--------------------------|------------------|------------------------|
| 0 to 1% | 30.981.261,25 | 6,47% | 1.669 | 4,15% |
| 1,01 to 2% | 34.587.179,05 | 7,22% | 2.353 | 5,85% |
| 2,01 to 3% | 165.027.420,84 | 34,44% | 12.735 | 31,64% |
| 3,01 to 4% | 164.029.625,75 | 34,23% | 13.475 | 33,47% |
| 4,01 to 5% | 53.501.995,31 | 11,17% | 5.357 | 13,31% |
| 5,01 to 6% | 18.154.711,55 | 3,79% | 2.740 | 6,81% |
| 6,01 to 7% | 12.657.049,69 | 2,64% | 1.887 | 4,69% |
| 7,01 to 8% | 176.000,82 | 0,04% | 31 | 0,08% |
| 8,01 to 9% | 31.036,40 | 0,01% | 4 | 0,01% |
| 9,01 to 10% | 38.452,54 | 0,01% | 5 | 0,01% |
| Greater 10% | 0,00 | 0,00% | 0 | 0,00% |
| Total | 479.184.733,20 | 100% | 40.256,00 | 100% |

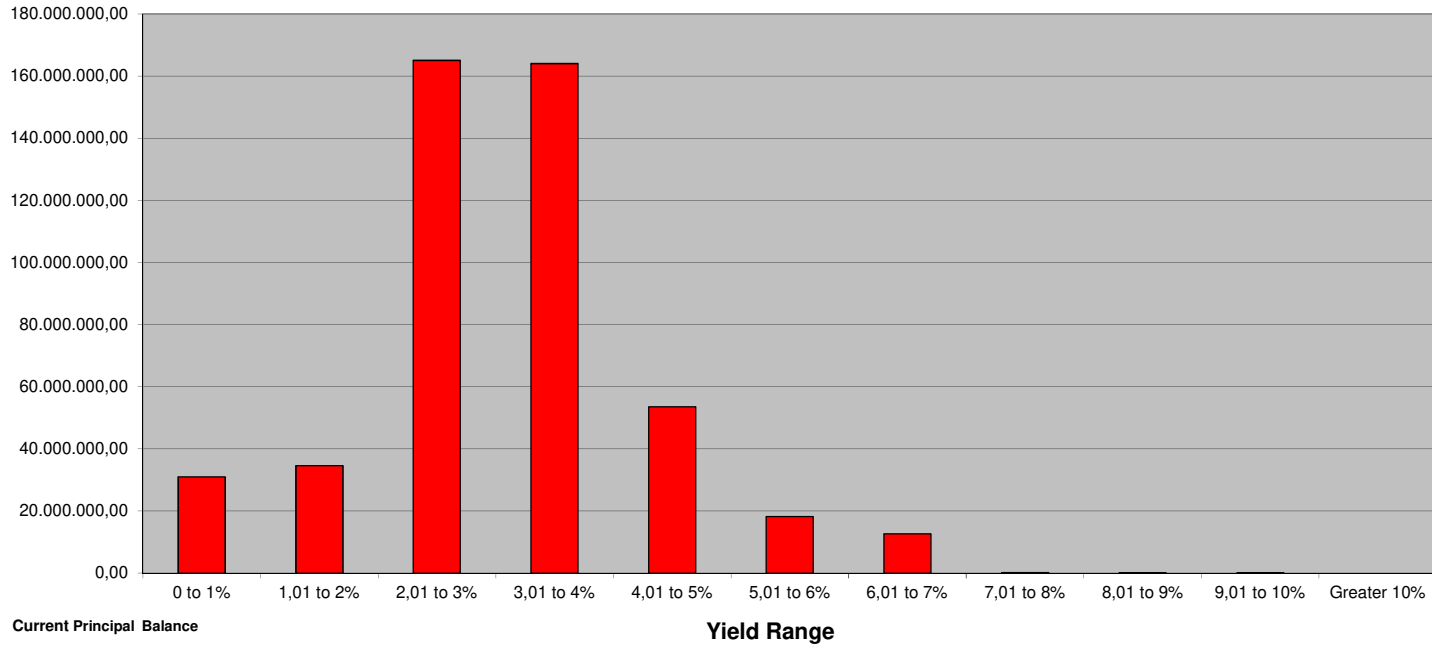
| Statistics | in % |
|-------------|------|
| WA Interest | 3,36 |

runs from .00 to .99

**ABEST 19
Monthly Investor Report**

13.1 Customer Yield (Graph)

| | | | | | |
|-------------------|-------------------------|------------|----|------------|-----------|
| Reporting Date | 03/03/2023 | | | | |
| Payment Date | 21/03/2023 | | | | |
| Period No | 28 | | | | |
| Monthly Period | 01.02.2023 - 28.02.2023 | | | | |
| Interest Period | from | 21/02/2023 | to | 21/03/2023 | = 28 days |
| Collection Period | from | 01/02/2023 | to | 28/02/2023 | |



**ABEST 19
Monthly Investor Report**

14. Seasoning

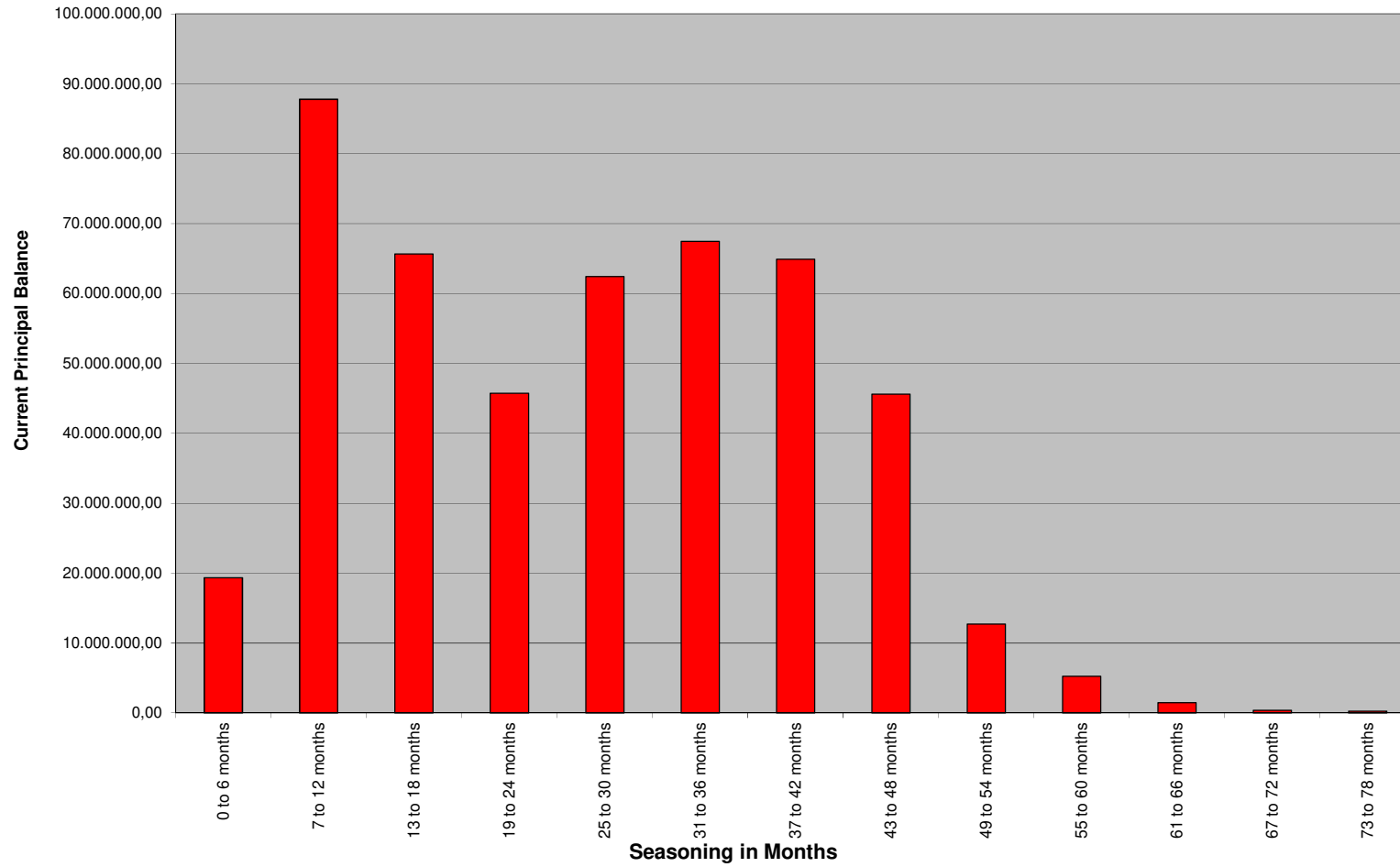
| | | | | | |
|-------------------|-------------------------|------------|----|------------|-----------|
| Reporting Date | 03/03/2023 | | | | |
| Payment Date | 21/03/2023 | | | | |
| Period No | 28 | | | | |
| Monthly Period | 01.02.2023 - 28.02.2023 | | | | |
| Interest Period | from | 21/02/2023 | to | 21/03/2023 | = 28 days |
| Collection Period | from | 01/02/2023 | to | 28/02/2023 | |

| <i>Seasoning in Months</i> | <i>Current Principal Balance in EUR</i> | <i>Percentage of Balance</i> | <i>Number of Loans</i> | <i>Percentage of Loans</i> |
|----------------------------|---|------------------------------|------------------------|----------------------------|
| 0 to 6 months | 19.332.780,30 | 4,03% | 1.475 | 3,66% |
| 7 to 12 months | 87.813.973,41 | 18,33% | 5.789 | 14,38% |
| 13 to 18 months | 65.646.754,52 | 13,70% | 4.687 | 11,64% |
| 19 to 24 months | 45.717.708,56 | 9,54% | 4.120 | 10,23% |
| 25 to 30 months | 62.417.157,05 | 13,03% | 5.693 | 14,14% |
| 31 to 36 months | 67.446.977,70 | 14,08% | 6.052 | 15,03% |
| 37 to 42 months | 64.880.625,77 | 13,54% | 5.891 | 14,63% |
| 43 to 48 months | 45.592.112,95 | 9,51% | 4.339 | 10,78% |
| 49 to 54 months | 12.710.358,18 | 2,65% | 1.309 | 3,25% |
| 55 to 60 months | 5.254.371,91 | 1,10% | 552 | 1,37% |
| 61 to 66 months | 1.482.043,34 | 0,31% | 173 | 0,43% |
| 67 to 72 months | 395.444,46 | 0,08% | 69 | 0,17% |
| 73 to 78 months | 234.069,99 | 0,05% | 41 | 0,10% |
| 79 to 96 months | 260.355,06 | 0,05% | 66 | 0,16% |
| Total | 479.184.733,20 | 100,00% | 40.256 | 100,00% |

**ABEST 19
Monthly Investor Report**

14.1 Seasoning (Graph)

| | | | |
|-------------------|-------------------------|------------|-------------------------|
| Reporting Date | 03/03/2023 | | |
| Payment Date | 21/03/2023 | | |
| Period No | 28 | | |
| Monthly Period | 01.02.2023 - 28.02.2023 | | |
| Interest Period | from | 21/02/2023 | to 21/03/2023 = 28 days |
| Collection Period | from | 01/02/2023 | to 28/02/2023 |



**ABEST 19
Monthly Investor Report**

15. Remaining Term

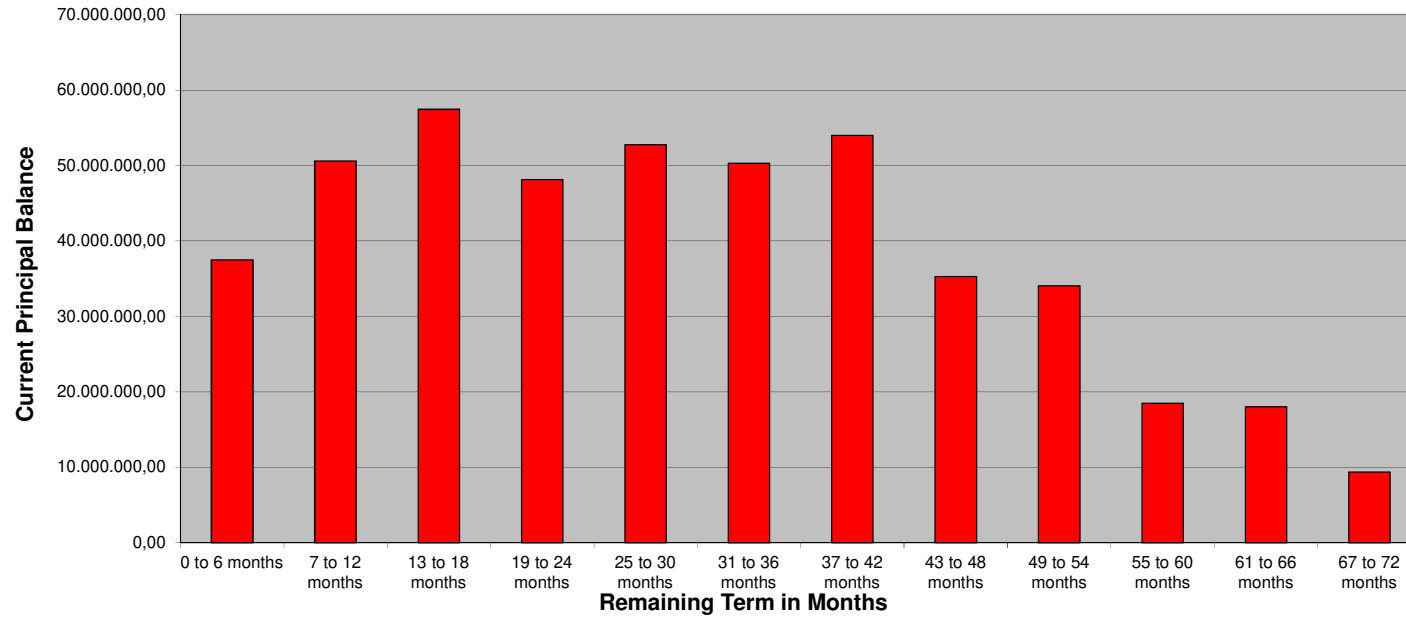
| | | | | | |
|-------------------|-------------------------|------------|----|------------|-----------|
| Reporting Date | 03/03/2023 | | | | |
| Payment Date | 21/03/2023 | | | | |
| Period No | 28 | | | | |
| Monthly Period | 01.02.2023 - 28.02.2023 | | | | |
| Interest Period | from | 21/02/2023 | to | 21/03/2023 | = 28 days |
| Collection Period | from | 01/02/2023 | to | 28/02/2023 | |

| <i>Remaining Term in Months</i> | <i>Current Principal Balance in EUR</i> | <i>Percentage of Balance</i> | <i>Number of Loans</i> | <i>Percentage of Loans</i> |
|-------------------------------------|---|----------------------------------|------------------------|--------------------------------|
| 0 to 6 months | 37.472.714,74 | 7,82% | 4.947 | 12,29% |
| 7 to 12 months | 50.586.816,12 | 10,56% | 5.734 | 14,24% |
| 13 to 18 months | 57.440.808,33 | 11,99% | 5.728 | 14,23% |
| 19 to 24 months | 48.130.940,85 | 10,04% | 4.688 | 11,65% |
| 25 to 30 months | 52.716.369,37 | 11,00% | 4.299 | 10,68% |
| 31 to 36 months | 50.262.833,71 | 10,49% | 3.567 | 8,86% |
| 37 to 42 months | 53.980.135,13 | 11,26% | 3.571 | 8,87% |
| 43 to 48 months | 35.271.082,90 | 7,36% | 2.248 | 5,58% |
| 49 to 54 months | 34.054.323,64 | 7,11% | 1.993 | 4,95% |
| 55 to 60 months | 18.483.978,01 | 3,86% | 1.132 | 2,81% |
| 61 to 66 months | 18.005.610,21 | 3,76% | 1.021 | 2,54% |
| 67 to 72 months | 9.341.316,00 | 1,95% | 564 | 1,40% |
| 73 to 84 months | 13.437.804,19 | 2,80% | 764 | 1,90% |
| > 84 months | 0,00 | 0,00% | 0 | 0,00% |
| Total | 479.184.733,20 | 100,0% | 40.256,00 | 100,0% |

**ABEST 19
Monthly Investor Report**

15.1 Remaining Term (Graph)

| | | | | | |
|-------------------|-------------------------|------------|----|------------|-----------|
| Reporting Date | 03/03/2023 | | | | |
| Payment Date | 21/03/2023 | | | | |
| Period No | 28 | | | | |
| Monthly Period | 01.02.2023 - 28.02.2023 | | | | |
| Interest Period | from | 21/02/2023 | to | 21/03/2023 | = 28 days |
| Collection Period | from | 01/02/2023 | to | 28/02/2023 | |



**ABEST 19
Monthly Investor Report**

16. Original Term

| | | | | | |
|-------------------|-------------------------|------------|----|------------|-----------|
| Reporting Date | 03/03/2023 | | | | |
| Payment Date | 21/03/2023 | | | | |
| Period No | 28 | | | | |
| Monthly Period | 01.02.2023 - 28.02.2023 | | | | |
| Interest Period | from | 21/02/2023 | to | 21/03/2023 | = 28 days |
| Collection Period | from | 01/02/2023 | to | 28/02/2023 | |

| <i>Original Term in Months</i> | <i>Current Principal Balance in EUR</i> | <i>Percentage of Balance</i> | <i>Number of Loans</i> | <i>Percentage of Loans</i> |
|--------------------------------|---|------------------------------|------------------------|----------------------------|
| 0 to 6 months | 8.608,99 | 0,00% | 3 | 0,01% |
| 7 to 12 months | 478.311,54 | 0,10% | 178 | 0,44% |
| 13 to 18 months | 689.830,83 | 0,14% | 243 | 0,60% |
| 19 to 24 months | 7.214.314,09 | 1,51% | 1.232 | 3,06% |
| 25 to 30 months | 3.437.471,23 | 0,72% | 871 | 2,16% |
| 31 to 36 months | 37.735.571,85 | 7,87% | 4.324 | 10,74% |
| 37 to 42 months | 5.285.477,54 | 1,10% | 900 | 2,24% |
| 43 to 48 months | 190.559.810,99 | 39,77% | 15.412 | 38,28% |
| 49 to 54 months | 5.419.757,48 | 1,13% | 642 | 1,59% |
| 55 to 60 months | 103.056.953,95 | 21,51% | 7.472 | 18,56% |
| 61 to 66 months | 5.303.371,84 | 1,11% | 441 | 1,10% |
| 67 to 72 months | 44.799.578,51 | 9,35% | 3.079 | 7,65% |
| 73 to 78 months | 5.449.108,08 | 1,14% | 361 | 0,90% |
| 79 to 96 months | 69.639.508,01 | 14,53% | 5.092 | 12,65% |
| > 96 months | 107.058,27 | 0,02% | 6 | 0,01% |
| Total | 479.184.733,20 | 100% | 40.256,00 | 100% |

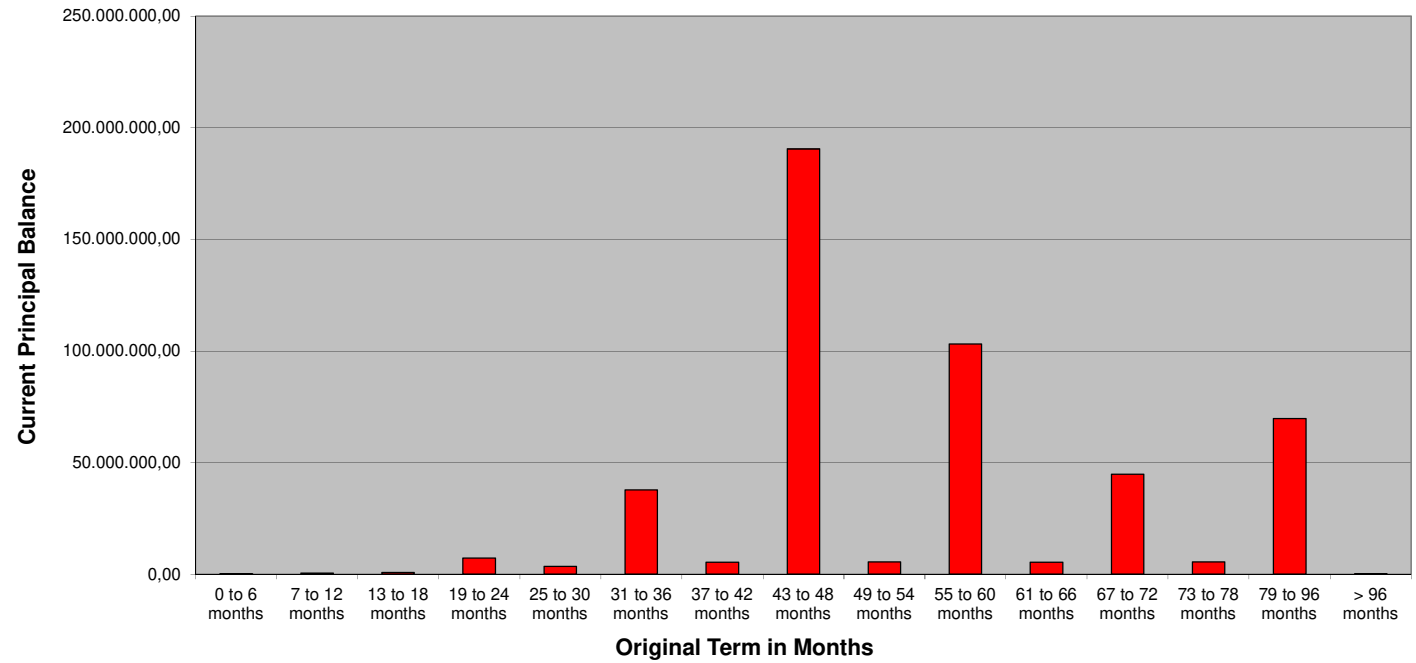
Statistics

| | |
|------------------|-------|
| WA Original Term | 57,77 |
|------------------|-------|

**ABEST 19
Monthly Investor Report**

16.1 Original Term (Graph)

| | | | | | |
|-------------------|-------------------------|------------|----|------------|-----------|
| Reporting Date | 03/03/2023 | | | | |
| Payment Date | 21/03/2023 | | | | |
| Period No | 28 | | | | |
| Monthly Period | 01.02.2023 - 28.02.2023 | | | | |
| Interest Period | from | 21/02/2023 | to | 21/03/2023 | = 28 days |
| Collection Period | from | 01/02/2023 | to | 28/02/2023 | |



**ABEST 19
Monthly Investor Report**

17. Manufacturer

| | | | | | |
|-------------------|-------------------------|------------|----|------------|-----------|
| Reporting Date | 03/03/2023 | | | | |
| Payment Date | 21/03/2023 | | | | |
| Period No | 28 | | | | |
| Monthly Period | 01.02.2023 - 28.02.2023 | | | | |
| Interest Period | from | 21/02/2023 | to | 21/03/2023 | = 28 days |
| Collection Period | from | 01/02/2023 | to | 28/02/2023 | |

| <i>Manufacturer</i> | <i>Current Principal Balance in EUR</i> | <i>Percentage of Balance</i> | <i>Number of Loans</i> | <i>Percentage of Loans</i> |
|---------------------|---|----------------------------------|------------------------|--------------------------------|
| Fiat | 234.711.636,83 | 49,0% | 26.223 | 65,1% |
| Alfa Romeo | 22.776.484,46 | 4,8% | 1.420 | 3,5% |
| Jeep | 85.425.602,53 | 17,8% | 4.867 | 12,1% |
| Jaguar | 24.312.847,09 | 5,1% | 1.183 | 2,9% |
| Land Rover | 69.121.362,00 | 14,4% | 2.951 | 7,3% |
| others | 42.836.800,29 | 8,9% | 3.612 | 9,0% |
| -> Ferrari | 7.087,22 | 0,0% | 1 | 0,0% |
| -> Maserati | 3.430.169,27 | 0,7% | 94 | 0,2% |
| -> Lancia | 175.118,90 | 0,0% | 31 | 0,1% |
| -> Chrysler | 48.230,90 | 0,0% | 5 | 0,0% |
| -> Dodge | 1.968.797,55 | 0,4% | 66 | 0,2% |
| -> others | 37.207.396,45 | 7,8% | 3.415 | 8,5% |
| | 479.184.733,20 | 100,00% | 40.256,00 | 100,00% |

ABEST 19
Monthly Investor Report

18. Priority of Payments

| | | | | | |
|-------------------|-------------------------|------------|----|------------|-----------|
| Reporting Date | 03/03/2023 | | | | |
| Payment Date | 21/03/2023 | | | | |
| Period No | 28 | | | | |
| Monthly Period | 01.02.2023 - 28.02.2023 | | | | |
| Interest Period | from | 21/02/2023 | to | 21/03/2023 | = 28 days |
| Collection Period | from | 01/02/2023 | to | 28/02/2023 | |

Priority of Payments during the Revolving Period

N/A

| | |
|---|---|
| Available Distribution Amount | + |
| 1. Payable Expenses | - |
| 2. to credit into Expenses Account the Withholding Amount | - |
| 3. Remuneration to the Trustee | - |
| 4. Remuneration to Calculation Agent, Cash Manager, Account Bank, Paying Agents, Corporate Servicer, Servicer, Programme Administrator, Cash Administrator, Back-up Servicer Facilitator and any other invoiced costs | - |
| 5. Interest payments to swap counterparty and swap termination payments if the issuer is the defaulting party; | - |
| 6. Interest on Class A | - |
| 7. Interest on Class B | - |
| 8. Interest on Class C | - |
| 9. Interest on Class D | - |
| 10. Interest on Class E | - |
| 11. Required Reserved Amount on the Reserve Account | - |
| 12. Purchase of further receivables or to credit the replenishment account /Purchase New Portfolios/Redeemed Senior Notes | - |
| 13. Replenishment of the reserve fund up to the required principal reserve amount | - |
| 14. Termination payments if the swap counterparty is the defaulting party | - |
| 15. Any amount due and payable, but not already paid, to Originator and Sericer | - |
| 16. Interest on Class M | - |
| 16. Additional servicing fee | - |
| 17. Transaction Gain payments to the shareholder of the issuer | - |

Priority of Payments during the Amortisation Period

Payment

| | | |
|---|---|---------------|
| Available Distribution Amount | + | 22.092.076,30 |
| 1. Payable Expenses | - | - |
| 2. to credit into Expenses Account the Withholding Amount | - | - |
| 3. Remuneration to the Trustee (including costs and expenses) | - | - |
| 4. Remuneration to Calculation Agent, Cash Manager, Account Bank, Paying Agents, Corporate Servicer, Servicer, Programme Administrator, Cash Administrator, Back-up Servicer Facilitator and any other invoiced costs | - | 388.823,29 |
| 5. to pay pari passu and pro rata to the Swap Counterparty | - | 8.503,49 |
| 6. Class A Interest Amount | - | 1.010.911,88 |
| 7. Class B Interest Amount | - | 9.858,33 |
| 8. Class C Interest Amount | - | 17.694,44 |
| 9. Class D Interest Amount | - | 15.862,00 |
| 10. Class E Interest Amount | - | 29.127,78 |
| 11. to credit to the Reserve Account the Required Reserve Amount | - | - |
| 12. to pay pari passu and pro rata, the Class A Redemption Amount | - | 19.627.789,63 |
| 13. to pay pari passu and pro rata, the Class B Redemption Amount (provided that Class A Notes have been redeemed in full) | - | - |
| 14. to pay pari passu and pro rata, the Class C Redemption Amount (provided that Class B Notes have been redeemed in full) | - | - |
| 15. to pay pari passu and pro rata, the Class D Redemption Amount (provided that Class C Notes have been redeemed in full) | - | - |
| 16. to pay pari passu and pro rata, the Class E Redemption Amount (provided that Class D Notes have been redeemed in full) | - | - |
| 17. to pay any amount due and payable to the Swap Counterparties resulting from an Event of Default | - | - |
| 18. to pay to Originator and to Servicer any amount due and payable not already paid | - | - |
| 19. Class M Interest Amount | - | 99.088,89 |
| 20. to pay pari passu and pro rata, the Class M Redemption Amount (provided that Class E Notes have been redeemed in full) | - | - |
| 21. Additional Servicing Fee | - | 884.316,57 |
| 22. Transaction Gain to the shareholders | - | 100,00 |

ABEST 19
Monthly Investor Report

19. Transaction Costs

| | | | | | |
|-------------------|-------------------------|------------|----|------------|---------|
| Reporting Date | 03/03/2023 | | | | |
| Payment Date | 21/03/2023 | | | | |
| Period No | 28 | | | | |
| Monthly Period | 01.02.2023 - 28.02.2023 | | | | |
| Interest Period | from | 21/02/2023 | to | 21/03/2023 | = |
| Collection Period | from | 01/02/2023 | to | 28/02/2023 | 28 days |

| Transaction Costs | 501.118.427,2 | 422.818.427,2 | 19.500.000,0 | 18.200.000,0 | 10.300.000,0 | 10.700.000,0 | 19.600.000,0 |
|---------------------------------|------------------|----------------|----------------|----------------|----------------|----------------|----------------|
| | All notes | Class A | Class B | Class C | Class D | Class E | Class M |
| Senior Expenses | - € | - | - | - | - | - | - |
| Interest accrued for the Period | 1.182.543,32 € | 1.010.911,88 € | 9.858,33 € | 17.694,44 € | 15.862,00 € | 29.127,78 € | 99.088,89 € |
| Interest Payments | 1.182.543,32 € | 1.010.911,88 € | 9.858,33 € | 17.694,44 € | 15.862,00 € | 29.127,78 € | 99.088,89 € |
| Unpaid Interest for the Period | | | | | | | |
| Cumulative Unpaid Interest | | | | | | | |

ABEST 19
Monthly Investor Report

20. Swap Counterparty Data

| | | | | | |
|-------------------|-------------------------|------------|----|------------|-----------|
| Reporting Date | 03/03/2023 | | | | |
| Payment Date | 21/03/2023 | | | | |
| Period No | 28 | | | | |
| Monthly Period | 01.02.2023 - 28.02.2023 | | | | |
| Interest Period | from | 21/02/2023 | to | 21/03/2023 | = 28 days |
| Collection Period | from | 01/02/2023 | to | 28/02/2023 | |

Swap Counterparty Data

Swap Counterparty Provider

FCA Bank S.p.A. Niederlassung

Swap Data

| | |
|-------------------------|----------------|
| Swap Type | IRS |
| Notional Amount | 422.818.427,17 |
| Fixed Rate | 0,38 |
| Floating Rate (Euribor) | 2,3740 |
| Net Swap Payments | -905.677,08 |

**ABEST 19
Monthly Investor Report**

21. Retention

| | | | | | |
|-------------------|-------------------------|------------|----|------------|-----------|
| Reporting Date | 03/03/2023 | | | | |
| Payment Date | 21/03/2023 | | | | |
| Period No | 28 | | | | |
| Monthly Period | 01.02.2023 - 28.02.2023 | | | | |
| Interest Period | from | 21/02/2023 | to | 21/03/2023 | = 28 days |
| Collection Period | from | 01/02/2023 | to | 28/02/2023 | |

Retention according to 405a CRR

| Net Economic Interest Retained by the Originator | Outstanding Balance | Percentage of Outstanding Portfolio (%) |
|--|---------------------|---|
| Class A Notes | 422.818.427,17 | 88,24% |
| Class B Notes | 19.500.000,00 | 4,07% |
| Class C Notes | 18.200.000,00 | 3,80% |
| Class D Notes | 10.300.000,00 | 2,15% |
| Class E Notes | 10.700.000,00 | 2,23% |
| Class M Notes | 19.600.000,00 | 4,09% |

| Retention Amount | EUR | % |
|---------------------------|---------------|-------|
| Minimum Retention Class A | 21.140.921,36 | 5,00% |
| Minimum Retention Class B | 975.000,00 | 5,00% |
| Minimum Retention Class C | 910.000,00 | 5,00% |
| Minimum Retention Class D | 515.000,00 | 5,00% |
| Minimum Retention Class E | 535.000,00 | 5,00% |
| Minimum Retention Class M | 980.000,00 | 5,00% |

| | | |
|--------------------------|---------------|---------|
| Actual Retention Class A | 21.162.783,74 | 5,01% |
| Actual Retention Class B | 19.500.000,00 | 100,00% |
| Actual Retention Class C | 18.200.000,00 | 100,00% |
| Actual Retention Class D | 10.300.000,00 | 100,00% |
| Actual Retention Class E | 10.700.000,00 | 100,00% |
| Actual Retention Class M | 19.600.000,00 | 100,00% |

The Originator will retain for the life of the Transaction a material net economic interest of not less than 5 per cent. in the Transaction in accordance with Article 405 of Regulation (EU) No 575/2013 of the European Parliament and of the Council of 26 June 2013 on prudential requirements for credit institutions and investment firms and amending Regulation (EU) No 648/2012 (the "CRR"), Article 51 of the Commission Delegated Regulation (EU) No 231/2013 of 19 December 2012 supplementing the Alternative Investment Fund Managers Directive (2011/61/EC) (the "AIFMR") and Article 254 of the Commission Delegated Regulation (EU) 2015/35 supplementing EU Directive 2009/138/EC on the taking up and pursuit of the business of insurance and reinsurance (the "Solvency II Delegated Regulation"), provided that the level of retention may reduce over time in compliance with Article 10 (2) of the Commission's Delegated Regulation 625/2014. As of the Closing Date and thereafter on an on-going basis, the Originator will retain a material net economic interest of not less than 5 per cent. of the initial Note Principal Amount of each of the Class A Notes, the Class B Notes, the Class C Notes, the Class D Notes, the Class E Notes and the Class M Notes (the "Retained Notes"), representing the nominal value of each of the tranches sold or transferred to the investors, as set out in Article 405 Paragraph 1(a) CRR; Article 51 Paragraph 1(a) AIFMR and Article 254 Paragraph 2(a) Solvency II Delegated Regulation.

**ABEST 19
Monthly Investor Report**

22. Counterparties I

| | | | |
|-------------------|------------|---|---------|
| Reporting Date | | | |
| Payment Date | | | |
| Period No | | | |
| Monthly Period | | | |
| Interest Period | 21/03/2023 | = | 28 days |
| Collection Period | 28/02/2023 | | |

| | | Moody's | | | Fitch | | |
|-----------------------------|--|-----------|------------|----------|-----------|------------|----------|
| | | Long Term | Short Term | Outlook | Long Term | Short Term | Outlook |
| Arrangers | CA-CIB | Aa3 | P-1 | STABLE | A+ | F1 | NEGATIVE |
| | Unicredit Bank AG | A2 | P-1 | NEGATIVE | BBB | F2 | NEGATIVE |
| | Merril Lynch International | A2 | P-1 | STABLE | AA- | F1+ | STABLE |
| Transaction Account: | The Bank of New York Mellon, Frankfurt Branch | n.a. | n.a. | n.a. | n.a. | n.a. | n.a. |
| Paying Agent: | The Bank of New York Mellon, London Branch | n.a. | n.a. | n.a. | n.a. | n.a. | n.a. |
| Swap Counterparty: | FCA Bank S.p.A. Niederlassung Deutschland | n.a. | n.a. | n.a. | n.a. | n.a. | n.a. |

ABEST 19
Monthly Investor Report

23. Counterparties II

| | | | | | |
|-------------------|-------------------------|------------|----|------------|-----------|
| Reporting Date | 03/03/2023 | | | | |
| Payment Date | 21/03/2023 | | | | |
| Period No | 28 | | | | |
| Monthly Period | 01.02.2023 - 28.02.2023 | | | | |
| Interest Period | from | 21/02/2023 | to | 21/03/2023 | = 28 days |
| Collection Period | from | 01/02/2023 | to | 28/02/2023 | |

Transaction Security Trustee: **TMF Investments SA - Switzerland**

Data Trustee: **TMF Investments SA - Switzerland**

Rating Agencies: **Moody's** **Fitch Ratings GmbH**

Corporate Administration: **TMF Deutschland AG**

ABEST 19
Monthly Investor Report

24. Issuer Information

| | | | | | |
|-------------------|-------------------------|------------|----|------------|-----------|
| Reporting Date | 03/03/2023 | | | | |
| Payment Date | 21/03/2023 | | | | |
| Period No | 28 | | | | |
| Monthly Period | 01.02.2023 - 28.02.2023 | | | | |
| Interest Period | from | 21/02/2023 | to | 21/03/2023 | = 28 days |
| Collection Period | from | 01/02/2023 | to | 28/02/2023 | |

Deal Name: ABEST 19

Issuer: ABEST 19

Seller of the Receivables: FCA Bank S.p.A. Niederlassung Deutschland

Servicer Name: FCA Bank S.p.A. Niederlassung Deutschland

Reporting Entity: Ca-cib Milan

Contact: Doriana Bettini
doriana.bettini@ca-cib.com

**ABEST 19
Monthly Investor Report**

25. Originator, Servicer

| | | | | | |
|-------------------|-------------------------|------------|----|------------|-----------|
| Reporting Date | 03/03/2023 | | | | |
| Payment Date | 21/03/2023 | | | | |
| Period No | 28 | | | | |
| Monthly Period | 01.02.2023 - 28.02.2023 | | | | |
| Interest Period | from | 21/02/2023 | to | 21/03/2023 | = 28 days |
| Collection Period | from | 01/02/2023 | to | 28/02/2023 | |

Contact Details

FCA Bank S.p.A. Niederlassung Deutschland

heike.simon@fcagroup.com

Ratings FCA Bank SpA

(Downgrade Event)

In respect of the Servicer, and only if the Originator acts as Servicer, that the long-term rating of FCA Bank SpA unsecured, unsubordinated and unguaranteed debt obligations falls below Ba3 by Moody's

| |
|---------|
| Moody's |
| Ba3 |
| |

ABEST 19
Monthly Investor Report

25. Glossary

| | | | | | |
|-------------------|-------------------------|------------|----|------------|-----------|
| Reporting Date | 03/03/2023 | | | | |
| Payment Date | 21/03/2023 | | | | |
| Period No | 28 | | | | |
| Monthly Period | 01.02.2023 - 28.02.2023 | | | | |
| Interest Period | from | 21/02/2023 | to | 21/03/2023 | = 28 days |
| Collection Period | from | 01/02/2023 | to | 28/02/2023 | |

Ca-cib Milano
Calculation Agent
Doriana.bettini@ca-cib.com