

TS Co.mit One

Deal Name

TS Co.mit One

The Issuer

TS Co.mit One GmbH

Steinweg 3-5
60313 Frankfurt am Main
Federal Republic of Germany

The Servicer

Commerzbank Aktiengesellschaft

Kaiserplatz
60311 Frankfurt am Main
Federal Republic of Germany

Reporting Entity

Commerzbank Aktiengesellschaft

Kaiserplatz
60311 Frankfurt am Main
Federal Republic of Germany

Reporting Contact Details

SSD-Monitoring@commerzbank.com

Fax: +49 (0) 69 136 - 4 30 57

DISCLAIMER

This document has been created and published by Commerzbank Aktiengesellschaft ("Commerzbank") or group companies of Commerzbank (together with Commerzbank the "Commerzbank Group") mentioned in the document. The document is intended for distribution to the investors in this transaction. It is not intended to be and should not be construed as a recommendation, offer or solicitation to acquire, or dispose of, any of the securities mentioned in this report. Commerzbank accepts no responsibility or liability whatsoever for any expense, loss or damages arising out of or in any way connected with the use of all or any part of this report. All calculations included in this report are based on data and information, which has been delivered by the Cash Administrator, the Account Bank, the Principal Paying Agent, the Corporate Administrator and Commerzbank Group. Commerzbank Group as Servicer has not independently verified these information delivered by the various parties. On this background, although the Servicer and the Cash Administrator have prepared the calculations contained in this report with due care, the Servicer makes no guarantee, representation or warranty and accepts no responsibility or liability as to the accuracy or completeness of any information and/or calculation contained in this report.

©2006. Commerzbank Aktiengesellschaft. All Rights Reserved. CONFIDENTIAL NOT FOR PUBLICATION

<u>Table of Contents:</u>	<u>Page</u>	<u>Table of Contents:</u>	<u>Page</u>
1. Deal Overview		3. Portfolio Information	
1.1. Counterparty Details	3	3.1. Portfolio Development	9
1.2. Short term debt ratings assigned (if any)	3	3.2. Portfolio Key Figures	9
1.3. Dates Definitions	4	3.3. Calculation of Pro-Rata Test and Trigger Ratio	9
1.4. Other Definitions and Structural Details	4	3.4. Pool Performance	10-12
2. Notes Information		3.5. Principal Payments on Purchased Receivables	13
2.1. General Notes Information	5	3.6. Distribution by Repayment Type	13
2.2. Notes Interest Distribution	5	3.7. Distribution by Internal PD-Rating	14
2.3. Notes Principal Distribution	5	3.8. Distribution by Moody's KMV RiskCalc Rating	15
2.4. Accounts	6	3.9. Distribution by Remaining Term	16
2.4.1. Definitions	6	3.10. Distribution by Purchased Receivable's Outstanding Principal Amount	16
2.4.2. Operating Account	6	3.11. Distribution by Industry (Commerzbank)	17
2.4.3. Reserve Account	6	3.12. Distribution by Industry (Moody's)	18
2.4.4. Principal Deficiency Ledger (PDL)	6	3.13. Distribution by Industry (Fitch)	19
2.4.5. Overcollateralisation Account	6	3.14. Distribution by Industry (S&P)	19
2.4.6. Set-Off Risk Reserve Account (if established)	6	3.15. Distribution by Federal States	20
2.5. Waterfall	7	3.16. Distribution by Geographical Position within Germany	20
2.5.1. Waterfall: Pro-Rata Test has been met	7	3.17. Distribution by Number of Purchased Receivables per Debtor	21
2.5.2. Waterfall: Pro-Rata Test has <i>not</i> been met	8	3.18. Largest Debtors by Outstanding Principal Amount	21
		3.19. Additional Reporting re. Principal Deficiency Events	22

1.1. Counterparty Details

THE ISSUER AND THE PURCHASER

TS Co.mit One GmbH
 Steinweg 3-5
 60313 Frankfurt am Main
 Federal Republic of Germany

CORPORATE ADMINISTRATOR OF THE ISSUER

Wilmington Trust SP Services (Frankfurt) GmbH
 Steinweg 3-5
 60313 Frankfurt am Main
 Federal Republic of Germany

THE SECURITY TRUSTEE

BNP Paribas Trust Corporation UK Limited
 55 Moorgate
 London EC2R 6PA
 United Kingdom

THE DATA TRUSTEE

BNP Paribas Securities Services, London Branch
 55 Moorgate
 London EC2R 6PA
 United Kingdom

THE ORIGINATOR AND THE ARRANGER

Commerzbank Aktiengesellschaft
 Kaiserplatz
 60311 Frankfurt am Main
 Federal Republic of Germany

THE JOINT LEAD MANAGER

Commerzbank Aktiengesellschaft, London Branch
 60 Gracechurch Street
 London EC3V 0HR
 United Kingdom

THE CASH ADMINISTRATOR

BNP Paribas Securities Services, Luxembourg Branch
 3, rue de Gasperich, Howald – Hesperange
 L-2085 Luxembourg

THE PRINCIPAL PAYING AGENT

BNP Paribas, Luxembourg Branch
 23-25 avenue de la Porte-Neuve,
 L-2085 Luxembourg

THE JOINT LEAD MANAGER AND

THE INTEREST RATE HEDGE COUNTERPARTY

IXIS Corporate & Investment Bank
 47 Quai d'Austerlitz
 75648 Paris Cedex 13
 France

IRISH PAYING AGENT

BNP Paribas Securities Services, Dublin Branch
 6 George's Dock
 IFSC, Dublin 1
 Republic of Ireland

LEGAL ADVISOR TO THE ORIGINATOR, ARRANGER

AND LEAD MANAGER

Linklaters
 Mainzer Landstraße 16
 60325 Frankfurt am Main
 Federal Republic of Germany

AUDITORS OF THE ISSUER

PricewaterhouseCoopers Aktiengesellschaft Wirtschaftsprüfungsgesellschaft
 Olof-Palme Strasse 35
 60439 Frankfurt am Main
 Federal Republic of Germany

1.2. Short Term/Long Term Ratings assigned (if any)

	<u>S&P</u>	<u>Moody's</u>	<u>Fitch</u>
BNP Paribas Trust Corporation UK Limited	n/a	n/a	n/a
BNP Paribas Securities Services, London Branch	n/a	n/a	n/a
Commerzbank Aktiengesellschaft	A-1 / A	P-1 / Aa3	F1 / A
Commerzbank Aktiengesellschaft, London Branch	n/a	n/a	n/a
BNP Paribas Securities Services, Luxembourg Branch	n/a	n/a	n/a
BNP Paribas, Luxembourg Branch	A-1+ / AA	P-1 / Aa1	F1+ / AA
IXIS Corporate & Investment Bank	A-1+ / AA	P-1 / Aa2	F1+ / AA
BNP Paribas Securities Services, Dublin Branch	n/a	n/a	n/a

1.3. Dates Definitions

Cut-Off Date	3 July 2006
Issue Date	28 July 2006
Scheduled Maturity Date	29 June 2011
Legal Maturity Date	29 June 2013
Determination Date	The 20th day of the month in which the Payment Date occurs provided any such 20th day is a Business Day. If any such 20th day is not a Business Day, the Determination Date will be on the immediately preceding day which is a Business Day.
Relevant Determination Date	means, in respect of a Payment Date, the Determination Date immediately preceding such Payment Date.
Payment Date	means each 29th day of each March, June, September, and December of each year, or, if any such 29th day is not a Business Day, on the next succeeding day which is a Business Day. The first Payment Date will be 29 September 2006. Unless the Notes are not redeemed earlier in full, the last Payment Date will be the Legal Maturity Date.
Portfolio Reporting Date	means with respect to a Portfolio Report and a Payment Date the second Business Days preceding such Payment Date.
Interest Accrual Period	means for all Classes of Notes, in respect of the first Payment Date, the period commencing on (and including) the Issue Date and ending on (but excluding) the first Payment Date and in respect of any subsequent Payment Date, the period commencing on (and including) the immediately preceding Payment Date and ending on (but excluding) such Payment Date.
Collection Period	means (i) in respect of the first Collection Period, the period beginning on (and including) the Cut-Off Date and ending on (but excluding) the Determination Date in September 2006; and (ii) in respect of the subsequent Collection Periods, the period between a Determination Date (including) and the next following Determination Date (excluding).

Relevant Collection Period	means, in respect of a Payment Date, the Collection Period immediately preceding such Payment Date.
EURIBOR Determination Date	means with respect to an Interest Accrual Period, the second Target settlement day immediately preceding on which such Interest Accrual Period commences.

1.4. Other Definitions and Structural Details

Credit Enhancement Features	Subordination Excess Spread trapping through: Principal Deficiency Ledger Pre-funded Reserve Account Dynamic Overcollateralisation Account
------------------------------------	--

Early Redemption by the Issuer

Abridgement. For full wording please see Prospectus TS Co.mit One GmbH.

9 Early Redemption by the Issuer

9.1 The Originator may (but is not obliged to) upon at least 10 Business Days prior written notice to the Issuer (with a copy to the Security Trustee) in accordance with the Receivables Purchase Agreement exercise its option to repurchase all (but not only some) of the Purchased Receivables on the Payment Date following such notice at the Repurchase Price if:

9.1.1

- (i) the then aggregate Outstanding Principal Amount of all Purchased Receivables represents less than ten per cent. (10%) of the aggregate Outstanding Principal Amount of all Purchased Receivables as at the Issue Date; and
- (ii) the Issuer, the Originator and the Security Trustee have agreed on the Repurchase Price; and
- (iii) the Security Trustee has given its prior written consent to such repurchase; and
- (iv) the Originator has reimbursed the Issuer's costs and expenses in respect of the repurchase of the Purchased Receivables;

2.1. General Notes Information

Preceding Payment Date	29. March 2007	Days Accrued	92
Current Payment Date	29. June 2007	Interest Calculation Method	act/360
Next Payment Date	28. September 2007	EURIBOR Determination Date	27. March 2007
Interest Accrual Period	29. March 2007 to 29. June 2007 (excl.)		

Class of Notes	Note Principal Amount as at Issue Date in EUR	Initial Ratings by S&P / Moody's / Fitch	Current Ratings by S&P / Moody's / Fitch	Scheduled Maturity Date	Legal Maturity Date	ISIN	Common Code	Currency of Notes	Type
Class A Notes	446,300,000	AAA/ Aaa / AAA	AAA / Aaa / AAA	29 June 2011	29 June 2013	XS0261661796	26166179	EUR	Floating Rate Notes
Class B Notes	15,000,000	AA / Aa2 / AA	AA / Aa2 / AA	29 June 2011	29 June 2013	XS0261661879	26166187	EUR	Floating Rate Notes
Class C Notes	13,900,000	A / A2 / A	A / A2 / A	29 June 2011	29 June 2013	XS0261661952	26166195	EUR	Floating Rate Notes
Class D Notes	10,200,000	BBB / Baa1 / BBB	BBB / Baa1 / BBB	29 June 2011	29 June 2013	XS0261662091	26166209	EUR	Floating Rate Notes
Class E Notes	11,300,000	BB / Ba1 / BB	BB / Ba1 / BB	29 June 2011	29 June 2013	XS0261662174	26166217	EUR	Floating Rate Notes
Class F Notes	6,300,000	B / B1 / B	B / B1 / B	29 June 2011	29 June 2013	XS0261662257	26166225	EUR	Floating Rate Notes
Total	503,000,000								

2.2. Notes Interest Distribution

Class of Notes	Note Principal Amount as at Issue Date in EUR	Note Principal Amount as at preceding Payment Date in EUR	3m EURIBOR	Margin	Interest Rate Payable	Interest Accrued since last Payment Date in EUR	Interest Payable as at current Payment Date in EUR	Unpaid Interest as at current Payment Date in EUR
Class A Notes	446,300,000	395,840,969.87	3.9090%	0.13%	4.0390%	0.00	4,085,826.51	0.00
Class B Notes	15,000,000	13,985,210.94	3.9090%	0.20%	4.1090%	0.00	146,855.59	0.00
Class C Notes	13,900,000	12,959,628.82	3.9090%	0.30%	4.2090%	0.00	139,398.09	0.00
Class D Notes	10,200,000	9,509,943.45	3.9090%	0.60%	4.5090%	0.00	109,583.08	0.00
Class E Notes	11,300,000	10,535,525.57	3.9090%	2.45%	6.3590%	0.00	171,210.48	0.00
Class F Notes	6,300,000	5,873,788.59	3.9090%	6.00%	9.9090%	0.00	148,741.95	0.00
Total	503,000,000	448,705,067.25				0.00	4,801,615.70	0.00

2.3. Notes Principal Distribution

Class of Notes	Note Principal Amount as at Issue Date in EUR	Note Principal Amount as at preceding Payment Date in EUR	in % of Total Note Principal Amount	Principal Distribution as at current Payment Date in EUR	Note Principal Amount after Principal Distribution in EUR	in % of Total Note Principal Amount
Class A Notes	446,300,000	395,840,969.87	88.22%	16,060,724.14	379,780,245.73	87.78%
Class B Notes	15,000,000	13,985,210.94	3.12%	0.00	13,985,210.94	3.23%
Class C Notes	13,900,000	12,959,628.82	2.89%	0.00	12,959,628.82	3.00%
Class D Notes	10,200,000	9,509,943.45	2.12%	0.00	9,509,943.45	2.20%
Class E Notes	11,300,000	10,535,525.57	2.35%	0.00	10,535,525.57	2.44%
Class F Notes	6,300,000	5,873,788.59	1.31%	0.00	5,873,788.59	1.36%
Total	503,000,000	448,705,067.25	100.00%	16,060,724.14	432,644,343.11	100.00%

Portfolio Reporting Date:	27. June 2007
Preceding Determination Date	20. March 2007
Relevant Determination Date	20. June 2007
Relevant Collection Period	20. March 2007 to 20. June 2007 (excl.)
Payment Date	29. June 2007

Reporting Contact Details:
 Fax: +49 (0) 69 136 - 4 30 57
 Email: SSD-Monitoring@commerzbank.com

2.4. Accounts**2.4.1. Definitions****Principal Available**

means an amount equal to the sum of (i) payments of principal in respect of a Purchased Receivable (including prepayments and repayments but excluding Recoveries Available), (ii) payments of a Non-Eligible Receivable Purchase Price and (iii) any portion of Servicer Advances relating to principal due and payable in respect of a Purchased Receivable.

Interest Available

means, in respect of a Payment Date (and calculated on the Relevant Determination Date), an amount equal to the sum of:

- (a) the aggregate amount of interest paid under the Purchased Receivables;
- (b) the balance of the Reserve Account;
- (c) any portion of Servicer Advances relating to interest due and payable in respect of a Purchased Receivables;
- (d) any Recoveries Available;
- (e) any amount of interest received on the amounts standing to the credit of the Transaction Accounts;
- (f) any Overcollateralisation Excess Amount;
- (g) any amount paid (other than collateral) by the Interest Rate Hedge Counterparty to the Issuer under the Interest Rate Hedge Agreement;
- (h) any proceeds resulting from Permitted Investments; and
- (i) upon the earlier of (aa) the termination of the transaction and (bb) the Scheduled Maturity Date, the balance of the Overcollateralisation Account.

Recoveries Available

means the aggregate amounts recovered by the Issuer in the Relevant Collection Period regarding Purchased Receivables in respect of which a Principal Deficiency Event has occurred.

Issuer Receipts

means at any time and in respect of the Relevant Collection Period all amounts of Principal Available, of Interest Available, of Recoveries Available and any other amount standing to the credit of the Operating Account and the Reserve Account (if any), the Set-Off Risk Reserve Account Required Amount and the Hedge Collateral Account provided that such accounts are established in accordance with the relevant provisions of the Receivables Purchase Agreement and the Interest Rate Hedge Agreement (as applicable) as determined on the Relevant Determination Date.

Transaction Accounts

means the Operating Account, the Reserve Account and the Overcollateralisation Account.

2.4.2. Operating Account	Principal Available received in Relevant Collection Period in EUR	Interest Available received in Relevant Collection Period in EUR *	Total Issuer Receipts in EUR
	14,508,238	7,434,731	21,942,970

* of which EUR 20,221.88 Recoveries Available

2.4.5. Overcollateralisation Account	Balance as at Relevant Determination Date in EUR	Overcollateralisation Account Required Amount as at current Payment Date in EUR	Actual Amount distributed into Overcollateralisation Account as at current Payment Date in EUR	Balance after current Payment Date in EUR
	647,500	759,000	111,500	759,000

2.4.3. Reserve Account (Sub-Account of the Operating Account)	Balance as at Relevant Determination Date in EUR	Reserve Account Required Amount as at current Payment Date in EUR	Actual Amount distributed into Reserve Account as at current Payment Date in EUR	Balance after current Payment Date in EUR	Reserve Account Required Amount as at next Payment Date in EUR
	0	800,000	150,721	150,721	750,721

2.4.4. Principal Deficiency Ledger (PDL)	Balance as at Relevant Determination Date in EUR	Amounts allocated to Notes reducing the PDL Balance as at current Payment Date in EUR	Remaining Balance in EUR
	1,552,486	1,552,486	0

2.4.6. Set-Off Risk Reserve Account (if established)	Balance as at Relevant Determination Date in EUR	Set-Off Risk Reserve Required Amount as at current Payment Date in EUR	Actual Amount distributed into Set-Off Risk Reserve Account as at current Payment Date in EUR
	0	0	0

Portfolio Reporting Date: 27. June 2007
 Preceding Determination Date: 20. March 2007
 Relevant Determination Date: 20. June 2007
 Relevant Collection Period: 20. March 2007 to 20. June 2007 (excl.)
 Payment Date: 29. June 2007

Reporting Contact Details:
 Fax: +49 (0) 69 136 - 4 30 57
 Email: SSD-Monitoring@commerzbank.com

2.5. Waterfall**2.5.1. Waterfall: Pro-Rata Test has been met:**

	Funds allocated in EUR	Funds remaining in EUR
Total Funds Available in EUR:	-	-
a) to e) Senior Fees and Expenses	-	-
f) <i>pari passu</i> with each other on a <i>pro rata</i> basis:		
(i) the Interest Amount on the Class A Notes;	-	-
(ii) the Interest Amount on the Class B Notes;	-	-
(iii) the Interest Amount on the Class C Notes;	-	-
(iv) the Interest Amount on the Class D Notes;	-	-
(v) the Interest Amount on the Class E Notes;	-	-
(vi) the Interest Amount on the Class F Notes;	-	-
g) <i>pari passu</i> with each other on a <i>pro rata</i> basis:		
(i) principal of Class A Notes until all Class A Notes have been fully redeemed;	-	-
(ii) principal of Class B Notes until all Class B Notes have been fully redeemed;	-	-
(iii) principal of Class C Notes until all Class C Notes have been fully redeemed;	-	-
(iv) principal of Class D Notes until all Class D Notes have been fully redeemed;	-	-
(v) principal of Class E Notes until all Class E Notes have been fully redeemed;	-	-
(vi) principal of Class F Notes until all Class F Notes have been fully redeemed;	-	-
provided that prior to the Scheduled Maturity Date the total amounts paid under this Clause (g) shall not exceed the sum of (aa) the aggregate amount of Principal Available (as reduced by prior ranking items) received by the Issuer in the Relevant Collection Period and (bb) the Surplus Interest Amount;		
h) if the Principal Deficiency Ledger shows a debit balance on the Relevant Determination Date, sequentially		
(i) principal of Class A Notes until all Class A Notes have been fully redeemed;	-	-
(ii) principal of Class B Notes until all Class B Notes have been fully redeemed;	-	-
(iii) principal of Class C Notes until all Class C Notes have been fully redeemed;	-	-
(iv) principal of Class D Notes until all Class D Notes have been fully redeemed;	-	-
(v) principal of Class E Notes until all Class E Notes have been fully redeemed;	-	-
(vi) principal of Class F Notes until all Class F Notes have been fully redeemed;	-	-
provided that the total amounts paid under this Clause (h) shall not exceed the aggregate amount debited to the Principal Deficiency Ledger as at such Relevant		
i) to the Overcollateralisation Account the funds necessary to build up or maintain, together with the funds standing to the credit of the Overcollateralisation Account, the Overcollateralisation Account Required Amount;	-	-
j) to the Reserve Account the funds necessary to build up or maintain, together with the funds standing to the credit of the Reserve Account, the Reserve Account Required Amount,	-	-
k) the Junior Servicing Fee;	-	-
l) termination payments to the Interest Rate Hedge Counterparty under the Interest Rate Hedge Agreement that have not become due and payable under Clause (d);	-	-
m) to r) Junior Fees and Expenses and Remaining Amount to the shareholders of the Issuer	-	-

Portfolio Reporting Date:	27. June 2007
Preceding Determination Date	20. March 2007
Relevant Determination Date	20. June 2007
Relevant Collection Period	20. March 2007 to 20. June 2007 (excl.)
Payment Date	29. June 2007

Reporting Contact Details:
 Fax: +49 (0) 69 136 - 4 30 57
 Email: SSD-Monitoring@commerzbank.com

2.5.2. Waterfall: Pro-Rata Test has *not* been met:

	21,942,969.63	Funds allocated in EUR	Funds remaining in EUR
Total Funds Available in EUR:	21,942,969.63		
a) to e) Senior Fees and Expenses		818,408.51	21,124,561.12
f) the Interest Amount on the Class A Notes;		4,085,826.51	17,038,734.61
g) the Interest Amount on the Class B Notes;		146,855.59	16,891,879.01
h) the Interest Amount on the Class C Notes;		139,398.09	16,752,480.93
l) the Interest Amount on the Class D Notes;		109,583.08	16,642,897.85
j) the Interest Amount on the Class E Notes;		171,210.48	16,471,687.36
k) the Interest Amount on the Class F Notes;		148,741.95	16,322,945.41
l) principal of Class A Notes until all Class A Notes have been fully redeemed, provided that prior to the Scheduled Maturity Date the total amounts paid under this Clause (l) shall not exceed the sum of (aa) the aggregate amount of Principal Available (as reduced by prior ranking items) received by the Issuer in the Relevant Collection Period and (bb) the Surplus Interest Amount;		14,508,238.14	1,814,707.27
m) principal of Class B Notes until all Class B Notes have been fully redeemed, provided that prior to the Scheduled Maturity Date the total amounts paid under this Clause (m) shall not exceed the sum of (aa) the aggregate amount of Principal Available (as reduced by prior ranking items) received by the Issuer in the Relevant Collection Period and (bb) the Surplus Interest Amount;		0.00	1,814,707.27
n) principal of Class C Notes until all Class C Notes have been fully redeemed, provided that prior to the Scheduled Maturity Date the total amounts paid under this Clause (n) shall not exceed the sum of (aa) the aggregate amount of Principal Available (as reduced by prior ranking items) received by the Issuer in the Relevant Collection Period and (bb) the Surplus Interest Amount;		0.00	1,814,707.27
o) principal of Class D Notes until all Class D Notes have been fully redeemed, provided that prior to the Scheduled Maturity Date the total amounts paid under this Clause (o) shall not exceed the sum of (aa) the aggregate amount of Principal Available (as reduced by prior ranking items) received by the Issuer in the Relevant Collection Period and (bb) the Surplus Interest Amount;		0.00	1,814,707.27
p) principal of Class E Notes until all Class E Notes have been fully redeemed, provided that prior to the Scheduled Maturity Date the total amounts paid under this Clause (p) shall not exceed the sum of (aa) the aggregate amount of Principal Available (as reduced by prior ranking items) received by the Issuer in the Relevant Collection Period and (bb) the Surplus Interest Amount;		0.00	1,814,707.27
q) principal of Class F Notes until all Class F Notes have been fully redeemed, provided that prior to the Scheduled Maturity Date the total amounts paid under this Clause (q) shall not exceed the sum of (aa) the aggregate amount of Principal Available (as reduced by prior ranking items) received by the Issuer in the Relevant Collection Period and (bb) the Surplus Interest Amount;		0.00	1,814,707.27
r) if the Principal Deficiency Ledger shows a debit balance on the Relevant Determination Date, sequentially			
(i) principal of Class A Notes until all Class A Notes have been fully redeemed,		1,552,486.00	262,221.27
(ii) principal of Class B Notes until all Class B Notes have been fully redeemed,		0.00	262,221.27
(iii) principal of Class C Notes until all Class C Notes have been fully redeemed,		0.00	262,221.27
(iv) principal of Class D Notes until all Class D Notes have been fully redeemed,		0.00	262,221.27
(v) principal of Class E Notes until all Class E Notes have been fully redeemed,		0.00	262,221.27
(vi) principal of Class F Notes until all Class F Notes have been fully redeemed,		0.00	262,221.27
provided that the total amounts paid under this Clause (r) shall not exceed the aggregate amount debited to the Principal Deficiency Ledger as at such Relevant			
s) to the Overcollateralisation Account the funds necessary to build up or maintain, together with the funds standing to the credit of the Overcollateralisation Account, the Overcollateralisation Account Required Amount;		111,500.00	150,721.27
t) to the Reserve Account the funds necessary to build up or maintain, together with the funds standing to the credit of the Reserve Account, the Reserve Account Required		150,721.27	0.00
u) the Junior Servicing Fee;		0.00	0.00
v) termination payments to the Interest Rate Hedge Counterparty under the Interest Rate Hedge Agreement that have not become due and payable under Clause (d);		0.00	0.00
w) to Junior Fees and Expenses and Remaining Amount to the shareholders of the Issuer		0.00	0.00

Portfolio Reporting Date: 27. June 2007
 Preceding Determination Date: 20. March 2007
 Relevant Determination Date: 20. June 2007
 Relevant Collection Period: 20. March 2007 to 20. June 2007 (excl.)
 Payment Date: 29. June 2007

Reporting Contact Details:
 Fax: +49 (0) 69 136 - 4 30 57
 Email: SSD-Monitoring@commerzbank.com

3.1. Portfolio Development

	as at Cut-Off Date	as at preceding Determination Date	as at Relevant Determination Date
Aggregate Outstanding Principal Amount in EUR	503,032,316	454,547,398	440,039,160
in % of Aggregate Outstanding Principal Amount as at Cut-Off Date	100.00%	90.36%	87.48%
Number of Purchased Receivables	396	394	394
Number of Debtors	372	370	370
Recoveries Available in EUR	0	32,762,500	20,222
Principal Deficiency Events in EUR	0	5,437,500	1,500,000
Reserve Account Amount in EUR*	0	3,100,000	0
Overcollateralisation Account in EUR*	0	975,167	647,500

* Please note that the amounts reflecting the Determination Date are now corrected in this version. For numbers reflecting the amounts as of current Payment Date, please refer to page 6.

3.2. Portfolio Key Figures

	as at Cut-Off Date	as at preceding Determination Date	as at Relevant Determination Date
WA Fixed Interest Rate of Purchased Receivables (p.a.)	6.35%	6.36%	6.37%
Average Outstanding Principal Amount of Purchased Receivables in EUR	1,270,284	1,153,674	1,116,851
WA Internal PD-Rating	3.0	3.6	3.8
WA Moody's KVM RiskCalc Rating*	Baa3.edf	Baa3.edf	Baa3.edf
WA Life (in years)	3.46	2.78	2.53
% of Largest Federal State	22.19%	23.00%	23.22%
% of Largest Moody's Industry Group	16.23%	15.78%	15.87%
% of Largest Fitch Industry Group	20.45%	20.17%	19.97%
% of Largest S&P Industry Group	25.03%	25.15%	25.32%
Pro-Rata Test satisfied (Yes/No)	n/a	No	No
Trigger Ratio satisfied (Yes/No)	n/a	No	No

* Moody's KVM RiskCalc 1-year Bond Default Rate Mapping

3.3. Calculation of Pro-Rata Test and Trigger Ratio

the Pro-Rata Test will be satisfied on any Payment Date in respect of which on the Relevant Determination Date:

- (a) the Trigger Ratio is satisfied; and
- (b) the amount of Issuer Receipts on such Payment Date allows to reduce the Principal Deficiency Ledger to zero after all payments in respect of interest and principal will have been made in respect of the Class A Notes to the Class F Notes; and
- (c) no Issuer Event of Default has occurred; and
- (d) the aggregate Note Principal Amount of all Notes exceeds 50% of the Initial Note Principal Amount.

Trigger Ratio

The Trigger Ratio shall be satisfied if X/Y (expressed as a percentage) is greater than or equal to P/Q (expressed as a percentage) where:

Y = the sum of the aggregate Note Principal Amounts of the Notes and the Reserve Amount.

X = the sum of the aggregate Note Principal Amount of the Class E Notes and the Class F Notes and the Reserve Amount, reduced by the Overcollateralisation Shortfall Balance.

Q = the sum of the Initial Note Principal Amount and the Reserve Amount on the Issue Date.

P = the sum of the aggregate Note Principal Amount of the Class E Notes and the Class F Notes and the Reserve Amount as at the Issue Date.

$$X/Y \geq P/Q \quad 0.036648266 \geq 0.037859267 \quad \text{NOT SATISFIED}$$

Calculation of Trigger Ratio as at Relevant Determination Date

Y =	432,795,065
X =	15,861,189
Q =	504,500,000
P =	19,100,000

the sum of the aggregate Note Principal Amount of the Class E Notes and the Class F Notes and the Reserve Amount, reduced by the Overcollateralisation Shortfall Balance, in each case as at the Determination Date on which the Trigger Ratio is calculated.

Portfolio Reporting Date:	27. June 2007
Preceding Determination Date	20. March 2007
Relevant Determination Date	20. June 2007
Relevant Collection Period	20. March 2007 to 20. June 2007 (excl.)
Payment Date	29. June 2007

Reporting Contact Details:
 Fax: +49 (0) 69 136 - 4 30 57
 Email: SSD-Monitoring@commerzbank.com

3.4. Pool Performance

Principal Deficiency Events in Relevant Collection Period	Number of Purchased Receivables	Principal Deficiency Amount (as of preceding Collection Period) in EUR	Principal Deficiency Amount (as of Relevant Collection Period) in EUR	in % of aggregate Outstanding Principal Amount of Purchased Receivables (as at Relevant Determination Date)
Total Principal Deficiency Events in Relevant Collection Period	3	-	1,500,000	0.34%
of which				
a) liquidation/insolvency proceedings	0	0	0	0.00%
b) failure to pay (at least EUR 1,000) more than 10 calendar days	0	0	0	0.00%
c) credit quality is 5.8 or worse according to Internal PD-Rating	2	5,437,500	1,000,000	0.23%
d) termination of corresponding Schuldschein Loan Agreement	1	0	500,000	0.11%
e) sale of an Impaired Purchased Receivable by the Servicer	0	0	0	0.00%
Total Principal Deficiency Events since Issue Date	6	N/A	7,387,500	N/A

Sold Impaired Purchased Receivables in Relevant Collection Period	Number of Impaired Purchased Receivables	Aggregate Outstanding Principal Amount of Impaired Purchased Receivables in EUR	in % of aggregate Outstanding Principal Amount of Purchased Receivables (as at Relevant Determination Date)	Aggregate sale proceeds of sold Impaired Purchased Receivables (in Relevant Collection Period) in EUR
Total sold Impaired Purchased Receivables in Relevant Collection Period	0	0	0.00%	0

Repurchase Option exercised	Number of Purchased Receivables	Aggregate amount of Repurchase Prices in EUR	in % of aggregate Outstanding Principal Amount of Purchased Receivables (as at Relevant Determination Date)
Total Repurchase Option exercised	0	0	0.00%

Impaired Purchased Receivable

means a Purchased Receivable in respect of which (i) the relevant Debtor is rated 5.0 or worse in accordance with the Internal PD-Rating and (ii) the Servicer has decided in accordance with the Credit and Collection Policy that with a view to the financial situation of such Debtor a sale of the Purchased Receivable at that time will provide for higher proceeds than the continued collection of such Purchased Receivable.

Repurchase Option

means the option of the Originator under the Receivables Purchase Agreement to repurchase all Purchased Receivables on any Payment Date as described in Section 9 (*Early Redemption by the Issuer*) of the Terms and Conditions.

Portfolio Reporting Date:	27. June 2007
Preceding Determination Date	20. March 2007
Relevant Determination Date	20. June 2007
Relevant Collection Period	20. March 2007 to 20. June 2007 (excl.)
Payment Date	29. June 2007

Reporting Contact Details:
 Fax: +49 (0) 69 136 - 4 30 57
 Email: SSD-Monitoring@commerzbank.com

3.4. Pool Performance (continued)

Status of Financial Covenants	Number of Purchased Receivables	Aggregate Outstanding Principal Amount (as at Relevant Determination Date) in EUR	in % of aggregate Outstanding Principal Amount of Purchased Receivables (as at Relevant Determination Date)	WA Internal Moody's KMV RiskCalc Rating***	Strongest Moody's KMV RiskCalc Rating***	Weakest Moody's KMV RiskCalc Rating***
Purchased Receivables without any breaches of financial covenants	346	391,723,236	89.02%	Baa3.edf	Aa3.edf	B3.edf
Purchased Receivables with breaches of financial covenants	48	48,315,924	10.98%	Ba2.edf	A1.edf	B2.edf
of which						
Breach of equity capital ("Eigenmittelquote") *	19	12,948,929	2.94%	Ba3.edf	A1.edf	B2.edf
Breach of debt to equity ratio ("Verschuldungsgrad") *	40	42,359,674	9.63%	Ba2.edf	A3.edf	B2.edf
Breach of interests on debt capital ("Fremdkapitalzinslast") *	1	2,000,000	0.45%	A3.edf	A3.edf	A3.edf
Total **	394	440,039,160	100.00%	Baa3.edf	Aa3.edf	B3.edf

* Multiple counts per Purchased Receivable possible, since each "Schuldschein Loan Agreement" contains all three types of financial covenants

** Total counts the number of relevant Purchased Receivables

*** Moody's KMV RiskCalc 1-year Bond Default Rate Mapping

Interest and principal payments in arrears as at Relevant Determination Date	Number of Purchased Receivables	Aggregate amounts of interest and/or principal in arrears in EUR	Aggregate Outstanding Principal Amount of Purchased Receivables (with interest and/or principal in arrears) in EUR	in % of aggregate Outstanding Principal Amount of Purchased Receivables (as at Relevant Determination Date)
up to 10 calendar days	2	71,698	675,000	0.15%
more than 10 calendar days*	3	6,086,150	5,937,500	1.35%
Total**	5	6,157,848	6,612,500	1.50%

* All 3 Purchased Receivables were terminated.

** All 5 Purchased Receivables are subject to Principal Deficiency Events.

Recoveries Available	Number of Purchased Receivables	Aggregate amount of Recoveries Available in EUR	in % of aggregate Outstanding Principal Amount of Purchased Receivables (as at Relevant Determination Date)
Total Recoveries Available in Relevant Collection Period	2	20,222	0.00%
Total Recoveries Available since Issue Date	2	60,747	0.01%

Recoveries Available means the aggregate amounts recovered by the Issuer in the Relevant Collection Period regarding Purchased Receivables in respect of which a Principal Deficiency Event has occurred.

Purchased Receivables not complying with the Eligibility/information Criteria in Relevant Collection Period	Number of Purchased Receivables	Outstanding Principal Amount (as at preceding Collection Period) in EUR	Number of Purchased Receivables	Outstanding Principal Amount (as at Relevant Collection Period) in EUR
	0	0	0	0

Eligibility Criteria *Abridement. For full wording please see Prospectus TS Co.mit One GmbH, page 148ff.*

means the following criteria in respect of a Receivable:
 (i) the Originator is the sole creditor of the Receivable;

(xxv) the Originator has not commenced enforcement proceedings against a Debtor of the Receivable in respect of the Receivable.

Portfolio Reporting Date:	27. June 2007
Preceding Determination Date	20. March 2007
Relevant Determination Date	20. June 2007
Relevant Collection Period	20. March 2007 to 20. June 2007 (excl.)
Payment Date	29. June 2007

Reporting Contact Details:
 Fax: +49 (0) 69 136 - 4 30 57
 Email: SSD-Monitoring@commerzbank.com

3.4. Pool Performance (continued)

Purchased Receivables with Breaches of Financial Covenants as at Relevant Determination Date	No.	Outstanding Principal Amount in EUR	Repayment Type	Loan Disbursement	Maturity	Current Moody's KMV RiskCalc Rating*
	1	500,000	Bullet	03/09/2006	03/15/2011	Ba1.edf
	2	5,000,000	Bullet	09/15/2005	09/15/2007	A3.edf
	3	900,000	Bullet	10/05/2005	12/15/2007	B1.edf
	4	1,500,000	Bullet	01/16/2006	03/15/2008	Ba1.edf
	5 ^a	1,000,000	Bullet	07/26/2005	09/15/2007	B2.edf
	6 ^a	125,000	Amortising	07/26/2005	09/15/2007	B2.edf
	7	2,000,000	Bullet	08/26/2005	09/15/2007	Baa1.edf
	8	1,400,000	Amortising	12/16/2005	12/15/2010	Baa3.edf
	9	325,000	Amortising	10/18/2005	09/15/2010	A1.edf
	10	843,750	Amortising	10/21/2005	09/15/2009	A2.edf
	11	700,000	Amortising	12/22/2005	12/15/2010	Ba1.edf
	12	1,400,000	Amortising	01/20/2006	12/15/2010	Baa1.edf
	13	1,094,737	Amortising	01/05/2006	09/15/2010	Ba2.edf
	14	325,000	Amortising	11/01/2005	09/15/2010	Baa2.edf
	15	325,000	Amortising	10/17/2005	09/15/2010	Baa1.edf
	16	1,125,000	Amortising	08/22/2005	09/15/2009	Ba3.edf
	17 ^b	2,000,000	Bullet	08/18/2005	06/15/2009	Baa3.edf
	18 ^b	562,500	Amortising	09/29/2005	09/15/2009	Baa3.edf
	19	500,000	Bullet	11/10/2005	09/15/2010	Ba1.edf
	20	500,000	Bullet	10/07/2005	09/15/2007	Baa3.edf
	21	4,000,000	Bullet	12/19/2005	09/15/2009	Ba3.edf
	22 ^c	500,000	Bullet	11/29/2005	12/15/2009	Baa3.edf
	23 ^c	500,000	Bullet	11/29/2005	12/15/2007	Baa3.edf
	24	750,000	Bullet	05/12/2006	06/15/2010	B1.edf
	25	1,000,000	Bullet	10/19/2005	09/15/2008	Ba3.edf
	26	2,736,842	Amortising	11/09/2005	09/15/2010	Ba3.edf
	27 ^d	343,750	Amortising	05/30/2006	03/15/2010	Ba3.edf
	28 ^d	562,500	Amortising	08/08/2005	09/15/2009	Ba3.edf
	29 ^e	700,000	Bullet	12/16/2005	12/15/2009	B1.edf
	30 ^e	490,000	Amortising	12/06/2005	12/15/2010	B1.edf
	31	66,667	Amortising	08/15/2005	09/15/2007	Ba2.edf
	32	2,000,000	Bullet	10/03/2005	09/15/2009	Baa2.edf
	33	1,500,000	Bullet	08/24/2005	06/15/2010	Baa1.edf
	34	500,000	Bullet	12/30/2005	12/15/2009	Ba3.edf
	35	500,000	Amortising	11/15/2005	12/15/2009	Baa3.edf
	36	650,000	Amortising	10/17/2005	09/15/2010	Baa3.edf
	37	650,000	Amortising	10/06/2005	09/15/2010	Ba3.edf
	38	500,000	Bullet	12/01/2005	12/15/2008	Baa3.edf
	39	2,000,000	Bullet	08/18/2005	09/15/2008	A3.edf
	40	1,400,000	Amortising	01/11/2006	12/15/2010	Ba3.edf
	41	500,000	Bullet	05/04/2006	06/15/2008	Baa2.edf
	42	425,000	Amortising	10/21/2005	12/15/2010	B1.edf
	43	71,429	Amortising	11/18/2005	09/15/2007	B2.edf
	44	62,500	Amortising	10/03/2005	09/15/2007	Ba2.edf
	45	281,250	Amortising	09/20/2005	09/15/2009	B2.edf
	46	500,000	Bullet	03/15/2006	09/15/2009	Baa2.edf
	47	2,500,000	Bullet	12/12/2005	12/15/2008	B1.edf
	48	500,000	Bullet	04/27/2006	06/15/2008	B1.edf
Total		48,315,924				

* Moody's KMV RiskCalc 1-year Bond Default Rate Mapping

'a' to 'e' The identically marked Purchased Receivables belong to one Debtor

Portfolio Reporting Date: 27. June 2007
 Preceding Determination Date: 20. March 2007
 Relevant Determination Date: 20. June 2007
 Relevant Collection Period: 20. March 2007 to 20. June 2007 (excl.)
 Payment Date: 29. June 2007

Reporting Contact Details:
 Fax: +49 (0) 69 136 - 4 30 57
 Email: SSD-Monitoring@commerzbank.com

3.5. Principal Payments on Purchased Receivables

Start of Period	End of Period	Outstanding Principal Amount (at Start of Period) in EUR	Scheduled Redemption in EUR (as at Cut-Off Date)	Actual Scheduled Principal Payments Received in Current Collection Period in EUR *	Actual Principal Pre-Payments Received in Current Collection Period in EUR	Outstanding Principal Amount (at End of Period) in EUR
15/06/2006	15/09/2006	503,032,316	14,201,040	14,176,040	5,500,000	483,356,276
15/09/2006	15/12/2006	483,356,276	14,364,856	14,339,856	0	469,016,420
15/12/2006	15/03/2007	469,016,420	14,656,522	14,469,022	0	454,547,398
15/03/2007	15/06/2007	454,547,398	14,762,405	14,508,238	0	440,039,160
15/06/2007	15/09/2007	440,039,160	40,362,405	37,754,071	0	402,285,088
15/09/2007	15/12/2007	402,285,088	22,524,310	22,527,643	0	379,757,445
15/12/2007	15/03/2008	379,757,445	20,918,754	20,922,087	0	358,835,358
15/03/2008	15/06/2008	358,835,358	34,643,754	34,647,087	0	324,188,271
15/06/2008	15/09/2008	324,188,271	49,068,754	49,072,087	0	275,116,183
15/09/2008	15/12/2008	275,116,183	25,268,754	25,272,087	0	249,844,096
15/12/2008	15/03/2009	249,844,096	18,537,985	18,541,318	0	231,302,778
15/03/2009	15/06/2009	231,302,778	25,671,318	25,674,651	0	205,628,127
15/06/2009	15/09/2009	205,628,127	33,172,280	33,175,613	0	172,452,514
15/09/2009	15/12/2009	172,452,514	26,261,863	23,265,196	0	149,187,318
15/12/2009	15/03/2010	149,187,318	17,972,280	17,975,613	0	128,211,705
15/03/2010	15/06/2010	128,211,705	19,709,780	19,713,113	0	108,498,592
15/06/2010	15/09/2010	108,498,592	60,692,016	58,195,350	0	50,303,242
15/09/2010	15/12/2010	50,303,242	28,281,904	28,285,237	0	22,018,005
15/12/2010	15/03/2011	22,018,005	9,834,141	9,862,474	0	12,155,531
15/03/2011	15/06/2011**	12,155,531	12,127,198	12,155,532	0	0
Cumulative Principal Payments			503,032,317	494,532,317	5,500,000	

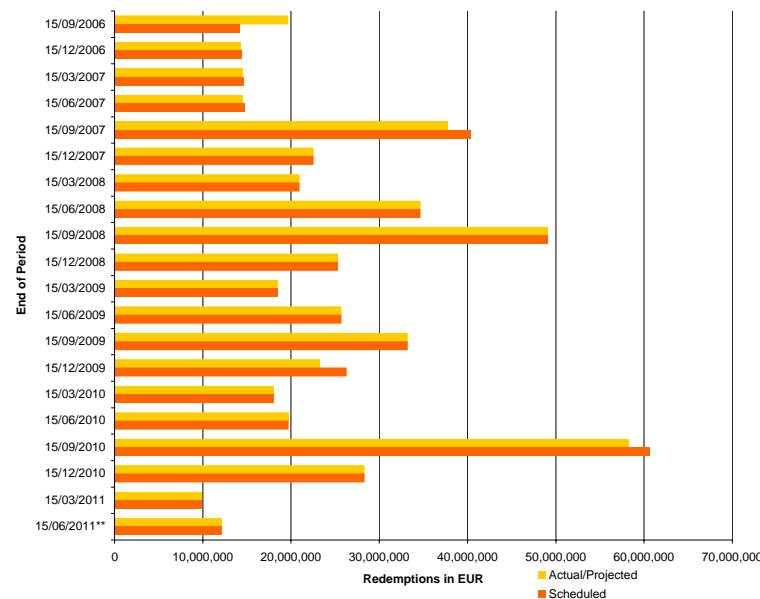
* respectively Projected Scheduled Principal Payments

**By 15/06/2011 a claim amounting to EUR 3.000.000 will persist

3.6. Distribution by Repayment Type

Repayment Type	Outstanding Principal Amount (as at Cut-Off Date) in EUR	Number of Purchased Receivables (as at Cut-Off Date)	Portion of Outstanding Principal Amount	Outstanding Principal Amount (as at preceding Determination Date) in EUR	Number of Purchased Receivables (as at preceding Determination Date)	Portion of Outstanding Principal Amount	Outstanding Principal Amount (as at Relevant Determination Date) in EUR	Number of Purchased Receivables (as at Relevant Determination Date)	Portion of Outstanding Principal Amount
Amortising	221,032,316	197	43.9%	178,047,398	197	39.2%	163,539,160	197	37.2%
Bullet	282,000,000	199	56.1%	276,500,000	197	60.8%	276,500,000	197	62.8%
Total	503,032,316	396	100.0%	454,547,398	394	100.0%	440,039,160	394	100.0%

Scheduled and Actual/Projected Redemption



Portfolio Reporting Date: 27. June 2007
 Preceding Determination Date: 20. March 2007
 Relevant Determination Date: 20. June 2007
 Relevant Collection Period: 20. March 2007 to 20. June 2007 (excl.)
 Payment Date: 29. June 2007

Reporting Contact Details:
 Fax: +49 (0) 69 136 - 4 30 57
 Email: SSD-Monitoring@commerzbank.com

3.7. Distribution by Internal PD-Rating

Internal PD-Rating Categories	Outstanding Principal Amount (as at Cut-Off Date) in EUR	Number of Purchased Receivables (as at Cut-Off Date)	Portion of Outstanding Principal Amount	Outstanding Principal Amount (as at preceding Determination Date) in EUR	Number of Purchased Receivables (as at preceding Determination Date)	Portion of Outstanding Principal Amount	Outstanding Principal Amount (as at Relevant Determination Date) in EUR	Number of Purchased Receivables (as at Relevant Determination Date)	Portion of Outstanding Principal Amount	Portion of Outstanding Principal Amount of Bullet Purchased Receivables (as at Relevant Determination Date)
1.0 and 1.2	0	0	0.0%	0	0	0.0%	0	0	0.0%	0.0%
1.4 and 1.6	2,300,000	2	0.5%	2,083,333	4	0.5%	2,700,000	4	0.6%	0.3%
1.8 and 2.0	44,281,699	34	8.8%	39,436,667	35	8.7%	35,653,284	34	8.1%	5.4%
2.2 and 2.4	102,187,863	73	20.3%	85,614,976	70	18.8%	90,244,950	78	20.5%	11.4%
2.6 and 2.8	140,908,080	117	28.0%	108,131,297	89	23.8%	108,191,231	86	24.6%	15.2%
3.0 and 3.2	141,813,095	112	28.2%	90,452,368	89	19.9%	78,010,116	77	17.7%	10.9%
3.4 and 3.6	53,437,632	47	10.6%	71,067,596	61	15.6%	53,586,474	52	12.2%	7.9%
3.8 and 4.0	18,103,947	11	3.6%	30,120,935	23	6.6%	37,686,083	33	8.6%	6.2%
4.2 and 4.4	0	0	0.0%	15,302,726	13	3.4%	19,014,521	17	4.3%	3.3%
4.6 and 4.8	0	0	0.0%	6,475,000	7	1.4%	7,590,000	7	1.7%	1.3%
5.0 and 5.2	0	0	0.0%	0	0	0.0%	0	0	0.0%	0.0%
5.4 and 5.6	0	0	0.0%	0	0	0.0%	0	0	0.0%	0.0%
5.8	0	0	0.0%	0	0	0.0%	750,000	1	0.2%	0.2%
6.1 to 6.4	0	0	0.0%	2,862,500	2	0.6%	3,612,500	4	0.8%	0.1%
6.5	0	0	0.0%	3,000,000	1	0.7%	3,000,000	1	0.7%	0.7%
Total	503,032,316	396	100.0%	454,547,398	394	100.0%	440,039,160	394	100.0%	62.8%

Weighted Average Internal PD-Rating: 3.8

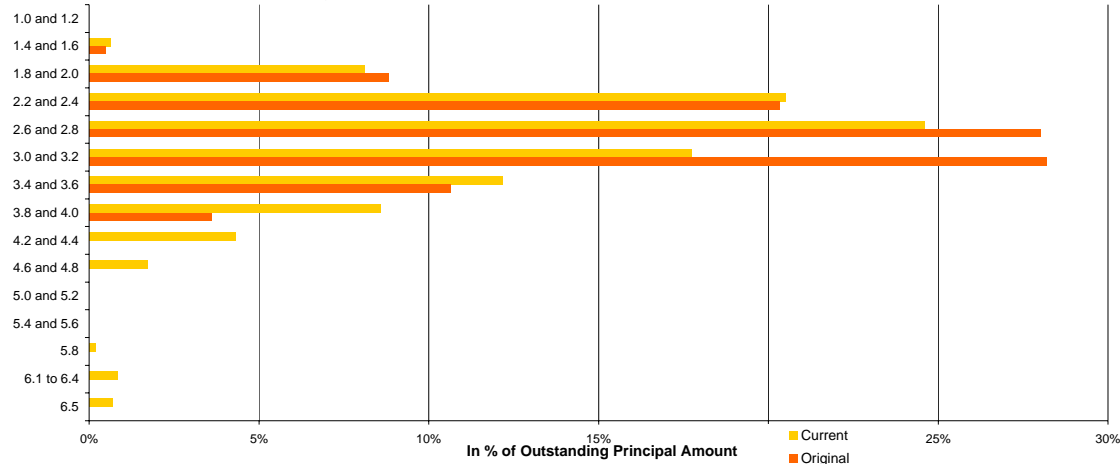
means the average of the default probability of Debtors (weighted by the Outstanding Principal Amount(s) of their respective Purchased Receivables) which is mapped to the corresponding Internal PD-Rating category in accordance with the Credit and Collection Policy.

Internal rating categories

Rating Commerzbank AG	PD- and EL-Midpoint in percent	PD- and EL-Bereich in percent	IFD-Scale* (6 Klassen)
1.0	0	0	I Investment Grade
1.2	0.01	0 - 0.02	
1.4	0.02	0.02 - 0.03	
1.6	0.04	0.03 - 0.05	
1.8	0.07	0.05 - 0.08	
2.0	0.11	0.08 - 0.13	
2.2	0.17	0.13 - 0.21	II
2.4	0.26	0.21 - 0.31	
2.6	0.39	0.31 - 0.47	
2.8	0.57	0.47 - 0.68	
3.0	0.81	0.68 - 0.96	
3.2	1.14	0.96 - 1.34	
3.4	1.56	1.34 - 1.81	III Non-Investment Grade
3.6	2.10	1.81 - 2.40	
3.8	2.74	2.40 - 3.10	
4.0	3.50	3.10 - 3.90	
4.2	4.35	3.90 - 4.86	
4.4	5.42	4.86 - 6.04	
4.6	6.74	6.04 - 7.52	V
4.8	8.39	7.52 - 9.35	
5.0	10.43	9.35 - 11.64	
5.2	12.98	11.64 - 14.48	
5.4	16.15	14.48 - 18.01	
5.6	20.09	18.01 - 22.41	
5.8	25.00	22.41 - 30.00	VI Default
6.1		Unlikely to pay (> 90 days)	
6.2		Recapitalisation /Restructuring	
6.3		Recapitalisation with contribution	
6.4		Termination without insolvency	
6.5		Insolvency	

* IFD = InitiativeFinanzstandort Deutschland

Distribution by Internal PD-Rating



Portfolio Reporting Date: 27. June 2007
 Preceding Determination Date: 20. March 2007
 Relevant Determination Date: 20. June 2007
 Relevant Collection Period: 20. March 2007 to 20. June 2007 (excl.)
 Payment Date: 29. June 2007

Reporting Contact Details:
 Fax: +49 (0) 69 136 - 4 30 57
 Email: SSD-Monitoring@commerzbank.com

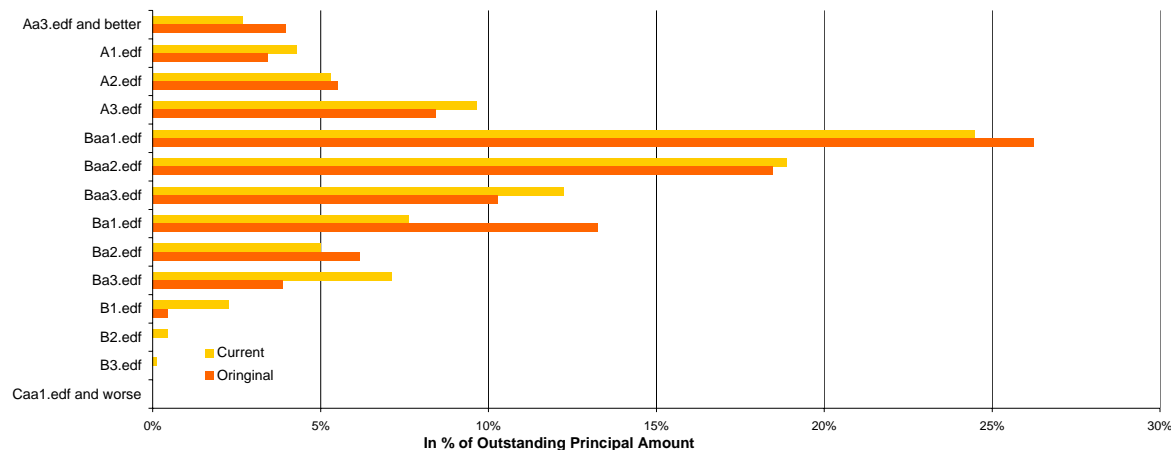
3.8. Distribution by Moody's KMV RiskCalc Rating

Moody's KMV RiskCalc Rating *	Outstanding Principal Amount (as at Cut-Off Date) in EUR	Number of Purchased Receivables (as at Cut-Off Date)	Portion of Outstanding Principal Amount	Outstanding Principal Amount (as at preceding Determination Date) in EUR	Number of Purchased Receivables (as at preceding Determination Date)	Portion of Outstanding Principal Amount	Outstanding Principal Amount (as at Relevant Determination Date) in EUR	Number of Purchased Receivables (as at Relevant Determination Date)	Portion of Outstanding Principal Amount	Portion of Outstanding Principal Amount of Bullet Purchased Receivables (as at Relevant Determination Date)
Aa3.edf and better	19,927,083	13	4.0%	8,975,000	7	2.0%	11,769,118	8	2.7%	1.9%
A1.edf	17,223,810	17	3.4%	13,253,397	18	2.9%	18,824,936	20	4.3%	3.2%
A2.edf	27,745,833	22	5.5%	24,971,083	20	5.5%	23,302,256	20	5.3%	4.6%
A3.edf	42,458,322	34	8.4%	33,464,693	33	7.4%	42,479,167	39	9.7%	6.7%
Baa1.edf	131,970,150	102	26.2%	114,472,346	86	25.2%	107,708,772	84	24.5%	14.5%
Baa2.edf	92,828,516	72	18.5%	89,245,044	73	19.6%	83,035,730	70	18.9%	9.0%
Baa3.edf	51,598,750	42	10.3%	46,538,512	43	10.2%	53,858,310	46	12.2%	8.6%
Ba1.edf	66,610,329	44	13.2%	45,462,083	41	10.0%	33,482,798	36	7.6%	4.9%
Ba2.edf	30,952,638	33	6.2%	31,980,943	32	7.0%	21,942,303	26	5.0%	2.7%
Ba3.edf	19,466,886	16	3.9%	28,751,856	22	6.3%	31,255,592	27	7.1%	4.8%
B1.edf	2,250,000	1	0.4%	12,039,583	13	2.6%	9,902,500	12	2.3%	1.6%
B2.edf	0	0	0.0%	4,892,857	5	1.1%	1,977,679	5	0.4%	0.2%
B3.edf	0	0	0.0%	500,000	1	0.1%	500,000	1	0.1%	0.1%
Caa1.edf and worse	0	0	0.0%	0	0	0.0%	0	0	0.0%	0.0%
Total	503,032,316	396	100.0%	454,547,398	394	100.0%	440,039,160	394	100.0%	62.8%

* Moody's KMV RiskCalc 1-year Bond Default Rate Mapping

WA Moody's KMV RiskCalc Rating:* Baa3.edf

Distribution by Moody's KMV RiskCalc Rating



Portfolio Reporting Date: 27. June 2007
 Preceding Determination Date: 20. March 2007
 Relevant Determination Date: 20. June 2007
 Relevant Collection Period: 20. March 2007 to 20. June 2007 (excl.)
 Payment Date: 29. June 2007

Reporting Contact Details:
 Fax: +49 (0) 69 136 - 4 30 57
 Email: SSD-Monitoring@commerzbank.com

3.9. Distribution by Remaining Term

Remaining Term in Years*	Outstanding Principal Amount (as at Cut-Off Date) in EUR	Number of Purchased Receivables (as at Cut-Off Date)	Portion of Outstanding Principal Amount	Outstanding Principal Amount (as at preceding Determination Date) in EUR	Number of Purchased Receivables (as at preceding Determination Date)	Portion of Outstanding Principal Amount	Outstanding Principal Amount (as at Relevant Determination Date) in EUR	Number of Purchased Receivables (as at Relevant Determination Date)	Portion of Outstanding Principal Amount	Portion of Outstanding Principal Amount of Bullet Purchased Receivables (as at Relevant Determination Date)
0,00 - 0,50	0	0	0.0%	23,876,190	23	5.3%	32,249,206	37	7.3%	7.0%
0,50 - 1,00	0	0	0.0%	16,416,667	23	3.6%	29,300,000	26	6.7%	6.3%
1,00 - 1,50	39,023,810	38	7.8%	64,075,000	53	14.1%	57,026,282	58	13.0%	11.0%
1,50 - 2,00	30,466,667	26	6.1%	25,848,718	34	5.7%	26,458,974	28	6.0%	4.7%
2,00 - 2,50	63,507,692	58	12.6%	51,595,513	42	11.4%	56,089,583	45	12.7%	8.7%
2,50 - 3,00	29,521,795	28	5.9%	37,522,917	30	8.3%	25,275,658	21	5.7%	4.4%
3,00 - 3,50	63,439,583	45	12.6%	108,672,500	80	23.9%	160,075,150	135	36.4%	16.4%
3,50 - 4,00	26,821,711	21	5.3%	104,377,525	96	23.0%	53,564,306	44	12.2%	4.3%
4,00 - 4,50	188,394,154	136	37.5%	22,162,368	13	4.9%	0	0	0.0%	0.0%
4,50 - 5,00	61,856,905	44	12.3%	0	0	0.0%	0	0	0.0%	0.0%
Total	503,032,316	396	100.0%	454,547,398	394	100.0%	440,039,160	394	100.0%	62.8%

* ranges exclude lower bound and include upper bound

3.10. Distribution by Purchased Receivable's Outstanding Principal Amount

Purchased Receivable Amount in EUR*	Outstanding Principal Amount (as at Cut-Off Date) in EUR	Number of Purchased Receivables (as at Cut-Off Date)	Portion of Outstanding Principal Amount	Outstanding Principal Amount (as at preceding Determination Date) in EUR	Number of Purchased Receivables (as at preceding Determination Date)	Portion of Outstanding Principal Amount	Outstanding Principal Amount (as at Relevant Determination Date) in EUR	Number of Purchased Receivables (as at Relevant Determination Date)	Portion of Outstanding Principal Amount	Portion of Outstanding Principal Amount of Bullet Purchased Receivables (as at Relevant Determination Date)
0 - 250,000	0	0	0.0%	3,088,690	15	0.7%	3,104,975	19	0.7%	0.0%
250,000 - 500,000	63,870,643	138	12.7%	56,028,463	129	12.3%	58,372,884	136	13.3%	7.6%
500,000 - 1,000,000	98,056,501	113	19.5%	95,720,877	119	21.1%	90,955,723	113	20.7%	11.4%
1,000,000 - 1,500,000	65,684,320	48	13.1%	70,193,421	51	15.4%	64,195,482	47	14.6%	7.6%
1,500,000 - 2,000,000	72,230,000	38	14.4%	52,804,762	27	11.6%	56,454,832	29	12.8%	9.5%
2,000,000 - 2,500,000	28,886,905	12	5.7%	37,937,500	16	8.3%	35,705,921	15	8.1%	4.0%
2,500,000 - 3,000,000	54,412,500	19	10.8%	37,698,684	13	8.3%	37,749,342	13	8.6%	5.5%
3,000,000 - 3,500,000	16,950,000	5	3.4%	20,325,000	6	4.5%	20,500,000	6	4.7%	1.6%
3,500,000 - 4,000,000	31,378,947	8	6.2%	31,500,000	8	6.9%	28,000,000	7	6.4%	5.5%
4,000,000 - 4,500,000	21,562,500	5	4.3%	4,250,000	1	0.9%	0	0	0.0%	0.0%
4,500,000 - 5,000,000	50,000,000	10	9.9%	45,000,000	9	9.9%	45,000,000	9	10.2%	10.2%
Total	503,032,316	396	100.0%	454,547,398	394	100.0%	440,039,160	394	100.0%	62.8%

* ranges exclude lower bound and include upper bound

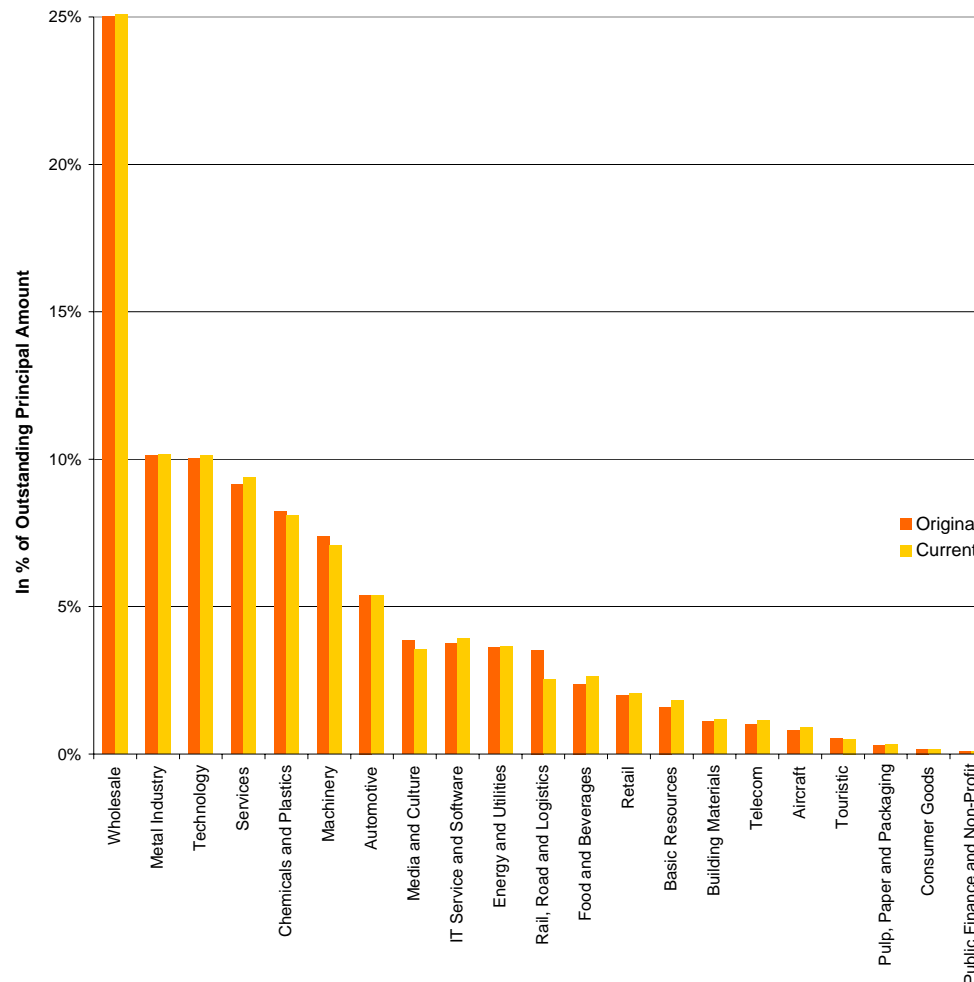
Portfolio Reporting Date: 27. June 2007
 Preceding Determination Date: 20. March 2007
 Relevant Determination Date: 20. June 2007
 Relevant Collection Period: 20. March 2007 to 20. June 2007 (excl.)
 Payment Date: 29. June 2007

Reporting Contact Details:
 Fax: +49 (0) 69 136 - 4 30 57
 Email: SSD-Monitoring@commerzbank.com

3.11. Distribution by Industry (Commerzbank)

Commerzbank's Industry Sector	Outstanding Principal Amount (as at Relevant Determination Date) in EUR	Number of Purchased Receivables (as at Relevant Determination Date)	Portion of Outstanding Principal Amount	Portion of Outstanding Principal Amount of Bullet Purchased Receivables (as at Relevant Determination Date)
Wholesale	111,437,524	96	25.3%	18.9%
Metal Industry	44,714,174	43	10.2%	5.3%
Technology	44,604,004	44	10.1%	5.9%
Services	41,263,495	26	9.4%	6.8%
Chemicals and Plastics	35,584,430	34	8.1%	4.3%
Machinery	31,075,263	35	7.1%	3.2%
Automotive	23,690,899	16	5.4%	3.2%
Media and Culture	15,619,986	21	3.5%	1.3%
IT Service and Software	17,313,690	14	3.9%	2.6%
Energy and Utilities	16,027,778	16	3.6%	2.3%
Rail, Road and Logistics	11,116,667	9	2.5%	0.0%
Food and Beverages	11,505,000	10	2.6%	2.3%
Retail	8,987,500	9	2.0%	1.4%
Basic Resources	8,000,000	3	1.8%	1.8%
Building Materials	5,117,500	5	1.2%	0.8%
Telecom	5,000,000	1	1.1%	1.1%
Aircraft	4,000,000	1	0.9%	0.9%
Touristic	2,266,667	4	0.5%	0.3%
Pulp, Paper and Packaging	1,500,000	3	0.3%	0.3%
Consumer Goods	631,250	2	0.1%	0.0%
Public Finance and Non-Profit	333,333	1	0.1%	0.0%
Financial Institutions	250,000	1	0.1%	0.0%
Shipping Finance	0	0	0.0%	0.0%
Construction	0	0	0.0%	0.0%
Commercial Real Estate	0	0	0.0%	0.0%
Total	440,039,160	394	100.0%	62.8%

Distribution by Industry (Commerzbank)

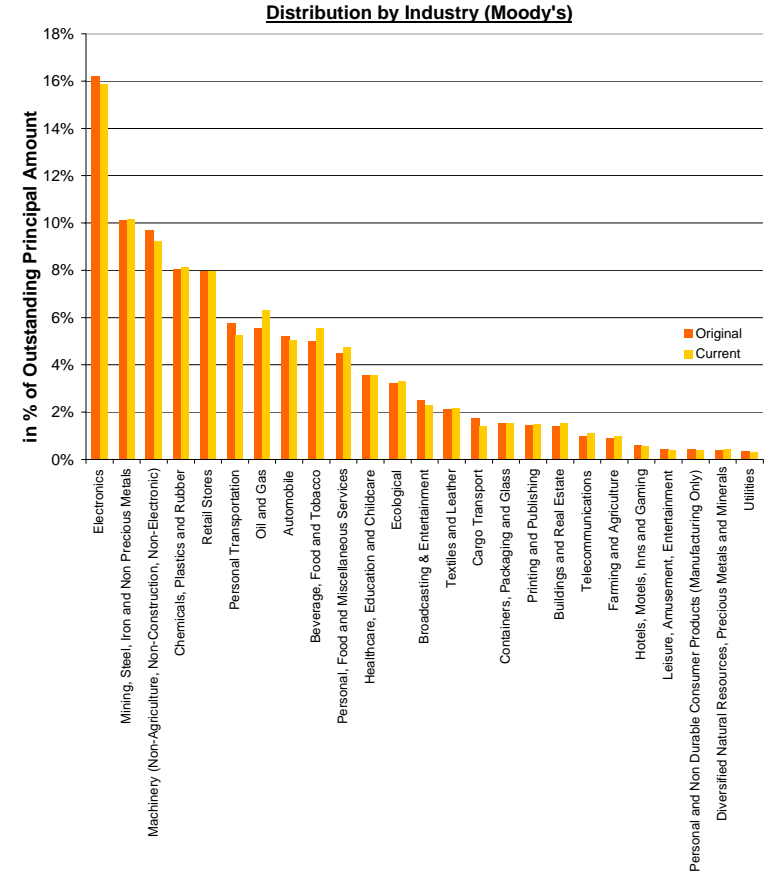


Portfolio Reporting Date: 27. June 2007
 Preceding Determination Date: 20. March 2007
 Relevant Determination Date: 20. June 2007
 Relevant Collection Period: 20. March 2007 to 20. June 2007 (excl.)
 Payment Date: 29. June 2007

Reporting Contact Details:
 Fax: +49 (0) 69 136 - 4 30 57
 Email: SSD-Monitoring@commerzbank.com

3.12. Distribution by Industry (Moody's)

Moody's Industry Sector	Outstanding Principal Amount (as at Relevant Determination Date) in EUR	Number of Purchased Receivables (as at Relevant Determination Date)	Portion of Outstanding Principal Amount	Portion of Outstanding Principal Amount of Bullet Purchased Receivables (as at Relevant Determination Date)
Electronics	69,855,194	61	15.9%	10.0%
Mining, Steel, Iron and Non Precious Metals	44,714,174	43	10.2%	5.3%
Machinery (Non-Agriculture, Non-Construction, Non-Electronic)	40,647,282	48	9.2%	4.5%
Chemicals, Plastics and Rubber	35,741,009	30	8.1%	5.0%
Retail Stores	35,007,083	33	8.0%	5.1%
Personal Transportation	23,150,000	10	5.3%	3.4%
Oil and Gas	27,850,000	14	6.3%	6.2%
Automobile	22,232,566	17	5.1%	2.5%
Beverage, Food and Tobacco	24,433,333	17	5.6%	4.9%
Personal, Food and Miscellaneous Services	20,888,495	13	4.7%	3.6%
Healthcare, Education and Childcare	15,650,000	16	3.6%	1.9%
Ecological	14,627,778	15	3.3%	2.3%
Broadcasting & Entertainment	10,115,820	13	2.3%	0.8%
Textiles and Leather	9,524,671	11	2.2%	1.2%
Cargo Transport	6,325,000	6	1.4%	0.0%
Containers, Packaging and Glass	6,735,921	8	1.5%	0.8%
Printing and Publishing	6,640,000	8	1.5%	0.9%
Buildings and Real Estate	6,825,000	5	1.6%	1.4%
Telecommunications	5,000,000	1	1.1%	1.1%
Farming and Agriculture	4,330,000	6	1.0%	0.8%
Hotels, Motels, Inns and Gaming	2,475,000	5	0.6%	0.3%
Leisure, Amusement, Entertainment	1,745,833	4	0.4%	0.0%
Personal and Non Durable Consumer Products (Manufacturing Only)	1,875,000	4	0.4%	0.1%
Diversified Natural Resources, Precious Metals and Minerals	2,000,000	4	0.5%	0.5%
Utilities	1,400,000	1	0.3%	0.0%
Banking	250,000	1	0.1%	0.0%
Diversified/Conglomerate Manufacturing	0	0	0.0%	0.0%
Diversified/Conglomerate Services	0	0	0.0%	0.0%
Finance	0	0	0.0%	0.0%
Aerospace and Defense	0	0	0.0%	0.0%
Home and Office Furnishings, Housewares, and Durable Consumer Products	0	0	0.0%	0.0%
Insurance	0	0	0.0%	0.0%
Grocery	0	0	0.0%	0.0%
Total	440,039,160	394	100.0%	62.8%



Aggregate Outstanding Amount in EUR (as at Relevant Determination Date)	% of Total	% of Total as Cut-Off Date
155,216,651	35.3%	30.9%
35,741,009	8.1%	7.1%

Aggregate Outstanding Amount of Purchased Receivables belonging to one of the three largest Moody's Industry Groups
Single Largest Moody's Industry Group, except the three largest

Portfolio Reporting Date:	27. June 2007
Preceding Determination Date	20. March 2007
Relevant Determination Date	20. June 2007
Relevant Collection Period	20. March 2007 to 20. June 2007 (excl.)
Payment Date	29. June 2007

Reporting Contact Details:
Fax: +49 (0) 69 136 - 4 30 57
Email: SSD-Monitoring@commerzbank.com

3.13. Distribution by Industry (Fitch)

Fitch Industry Sector	Outstanding Principal Amount (as at Relevant Determination Date) in EUR	Number of Purchased Receivables (as at Relevant Determination Date)	Portion of Outstanding Principal Amount	Portion of Outstanding Principal Amount of Bullet Purchased Receivables (as at Relevant Determination Date)
Industrial/Manufacturing	87,868,918	89	20.0%	11.0%
Computers & Electronics	65,511,147	56	14.9%	9.2%
Metals & Mining	44,714,174	43	10.2%	5.3%
Retail (General)	38,250,504	37	8.7%	5.0%
Business Services	39,660,023	35	9.0%	6.9%
Automobiles	27,128,399	18	6.2%	3.8%
Chemicals	21,386,842	13	4.9%	3.9%
Transportation	15,116,667	10	3.4%	0.9%
Building & Materials	20,758,333	15	4.7%	4.2%
Health Care & Pharmaceuticals	18,025,000	21	4.1%	2.2%
Energy	16,850,000	10	3.8%	3.7%
Food, Beverage & Tobacco	13,505,000	11	3.1%	2.7%
Gaming, Leisure & Entertainment	6,988,736	10	1.6%	0.0%
Broadcasting/Media/Cable	6,952,500	9	1.6%	0.9%
Telecommunications	5,000,000	1	1.1%	1.1%
Textiles & Furniture	4,781,250	4	1.1%	1.0%
Lodging & Restaurants	2,266,667	4	0.5%	0.3%
Consumer Products	2,125,000	3	0.5%	0.2%
Utilities	1,400,000	1	0.3%	0.0%
Paper & Forest Products	1,500,000	3	0.3%	0.3%
Aerospace & Defence	0	0	0.0%	0.0%
Packaging & Containers	0	0	0.0%	0.0%
Real Estate	0	0	0.0%	0.0%
Banking & Finance	250,000	1	0.1%	0.0%
Total	440,039,160	394	100.0%	62.8%

3.14. Distribution by Industry (S&P)

S&P Industry Sector	Outstanding Principal Amount (as at Relevant Determination Date) in EUR	Number of Purchased Receivables (as at Relevant Determination Date)	Portion of Outstanding Principal Amount	Portion of Outstanding Principal Amount of Bullet Purchased Receivables (as at Relevant Determination Date)
Conglomerates	111,437,524	96	25.3%	18.9%
Industrial equipment	84,558,485	86	19.2%	10.1%
Business equipment & services	42,345,936	34	9.6%	7.2%
Chemicals & plastics	35,584,430	34	8.1%	4.3%
Surface transport	24,227,566	18	5.5%	2.9%
Telecommunications	19,147,456	16	4.4%	1.5%
Retailers (except food & drug)	18,737,500	14	4.3%	2.8%
Equipment leasing	16,900,000	10	3.8%	2.7%
Oil & gas	13,830,000	6	3.1%	1.8%
Ecological services & equipment	14,627,778	15	3.3%	2.3%
Electronics/electrical	12,637,500	13	2.9%	2.2%
Food products	9,675,000	6	2.2%	2.0%
Leisure goods/activities/movies	6,638,736	9	1.5%	0.0%
Steel	3,550,000	6	0.8%	0.6%
Containers & glass products	5,117,500	5	1.2%	0.8%
Health care	4,383,333	5	1.0%	0.2%
Publishing	4,762,500	5	1.1%	0.7%
Air transport	4,000,000	1	0.9%	0.9%
Food service	2,266,667	4	0.5%	0.3%
Farming/agriculture	1,830,000	4	0.4%	0.2%
Utilities	1,400,000	1	0.3%	0.0%
Forest products	1,500,000	3	0.3%	0.3%
Home furnishings	350,000	1	0.1%	0.0%
Clothing/textiles	281,250	1	0.1%	0.0%
Brokers, Dealers & Investment houses	0	0	0.0%	0.0%
Building & Development	0	0	0.0%	0.0%
Radio & Television	0	0	0.0%	0.0%
Cable & satellite television	0	0	0.0%	0.0%
Beverage & Tobacco	0	0	0.0%	0.0%
Automotive	0	0	0.0%	0.0%
Cosmetics/toiletries	0	0	0.0%	0.0%
Drugs	0	0	0.0%	0.0%
Aerospace & Defense	0	0	0.0%	0.0%
Food/drug retailers	0	0	0.0%	0.0%
Lodging & casinos	0	0	0.0%	0.0%
Insurance	0	0	0.0%	0.0%
Nonferrous metals/minerals	0	0	0.0%	0.0%
Rail industries	0	0	0.0%	0.0%
Financial intermediaries	250,000	1	0.1%	0.0%
Total	440,039,160	394	100.0%	62.8%

Portfolio Reporting Date: 27. June 2007
 Preceding Determination Date: 20. March 2007
 Relevant Determination Date: 20. June 2007
 Relevant Collection Period: 20. March 2007 to 20. June 2007 (excl.)
 Payment Date: 29. June 2007

Reporting Contact Details:
 Fax: +49 (0) 69 136 - 4 30 57
 Email: SSD-Monitoring@commerzbank.com

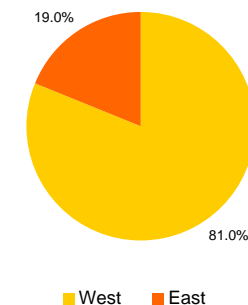
3.15. Distribution by Federal States

Federal State	Outstanding Principal Amount (as at Cut-Off Date) in EUR	Number of Purchased Receivables (as at Cut-Off Date)	Portion of Outstanding Principal Amount	Outstanding Principal Amount (as at preceding Determination Date) in EUR	Number of Purchased Receivables (as at preceding Determination Date)	Portion of Outstanding Principal Amount	Outstanding Principal Amount (as at Relevant Determination Date) in EUR	Number of Purchased Receivables (as at Relevant Determination Date)	Portion of Outstanding Principal Amount
Baden-Württemberg	57,910,874	51	11.5%	51,456,034	51	11.3%	49,304,420	51	11.2%
Bavaria	94,780,511	75	18.8%	81,092,470	74	17.8%	77,529,789	74	17.6%
Berlin	34,660,128	29	6.9%	29,828,846	28	6.6%	28,940,641	28	6.6%
Brandenburg	19,142,500	10	3.8%	17,897,500	10	3.9%	17,607,500	10	4.0%
Bremen	3,500,000	3	0.7%	3,500,000	3	0.8%	3,500,000	3	0.8%
Hamburg	14,500,000	5	2.9%	14,500,000	5	3.2%	14,500,000	5	3.3%
Hesse	44,289,940	38	8.8%	38,666,952	38	8.5%	36,738,017	38	8.3%
Mecklenburg-Western-Pomerania	2,250,000	1	0.4%	0	0	0.0%	0	0	0.0%
Lower Saxony	32,045,833	22	6.4%	29,358,333	22	6.5%	28,462,500	22	6.5%
North Rhine-Westphalia	111,619,555	90	22.2%	104,564,787	90	23.0%	102,171,531	90	23.2%
Rhineland-Palatinate	8,500,000	7	1.7%	8,500,000	7	1.9%	8,500,000	7	1.9%
Saarland	3,000,000	2	0.6%	3,000,000	2	0.7%	3,000,000	2	0.7%
Saxony	11,600,887	13	2.3%	10,241,358	13	2.3%	9,682,299	13	2.2%
Saxony-Anhalt	8,750,000	5	1.7%	8,600,000	5	1.9%	8,550,000	5	1.9%
Schleswig-Holstein	34,061,272	24	6.8%	33,725,680	25	7.4%	32,872,149	25	7.5%
Thuringia	22,420,815	21	4.5%	19,615,439	21	4.3%	18,680,313	21	4.2%
Total	503,032,316	396	100.0%	454,547,398	394	100.0%	440,039,160	394	100.0%

Distribution by Geographical Position within Germany

3.16. Distribution by Geographical Position within Germany

Geographical Position within Germany	Outstanding Principal Amount (as at Cut-Off Date) in EUR	Number of Purchased Receivables (as at Cut-Off Date)	Portion of Outstanding Principal Amount	Outstanding Principal Amount (as at preceding Determination Date) in EUR	Number of Purchased Receivables (as at preceding Determination Date)	Portion of Outstanding Principal Amount	Outstanding Principal Amount (as at Relevant Determination Date) in EUR	Number of Purchased Receivables (as at Relevant Determination Date)	Portion of Outstanding Principal Amount
West	404,207,986	317	80.4%	368,364,255	317	81.0%	356,578,406	317	81.0%
East	98,824,330	79	19.6%	86,183,143	77	19.0%	83,460,753	77	19.0%
Total	503,032,316	396	100.0%	454,547,398	394	100.0%	440,039,160	394	100.0%



Portfolio Reporting Date: 27. June 2007
 Preceding Determination Date: 20. March 2007
 Relevant Determination Date: 20. June 2007
 Relevant Collection Period: 20. March 2007 to 20. June 2007 (excl.)
 Payment Date: 29. June 2007

Reporting Contact Details:
 Fax: +49 (0) 69 136 - 4 30 57
 Email: SSD-Monitoring@commerzbank.com

3.17. Distribution by Number of Purchased Receivables per Debtor

Number of Purchased Receivables per Debtor	Outstanding Principal Amount (as at Cut-Off Date) in EUR	Number of Purchased Receivables (as at Cut-Off Date)	Portion of Outstanding Principal Amount	Outstanding Principal Amount (as at preceding Determination Date) in EUR	Number of Purchased Receivables (as at preceding Determination Date)	Portion of Outstanding Principal Amount	Outstanding Principal Amount (as at Relevant Determination Date) in EUR	Number of Purchased Receivables (as at Relevant Determination Date)	Portion of Outstanding Principal Amount
1	459,316,899	349	91.3%	415,690,731	347	91.5%	402,822,910	347	91.5%
2	41,765,417	44	8.3%	36,981,667	44	8.1%	35,366,250	44	8.0%
3	1,950,000	3	0.4%	1,875,000	3	0.4%	1,850,000	3	0.4%
Total	503,032,316	396	100.0%	454,547,398	394	100.0%	440,039,160	394	100.0%

3.18. Largest Debtors by Outstanding Principal Amount

No.	Outstanding Principal Amount in EUR*	Repayment Type	Maturity**	Internal PD-Rating	Moody's KMV RiskCalc Rating***
Largest Debtor 1	5,000,000	Bullet	15. Jun 2011	3.4	A2.edf
Largest Debtor 2	5,000,000	Bullet	15. Dec 2010	3.2	Baa2.edf
Largest Debtor 3	5,000,000	Bullet	15. Sep 2010	2.0	Aa3.edf
Largest Debtor 4	5,000,000	Bullet	15. Sep 2010	2.2	Baa1.edf
Largest Debtor 5	5,000,000	Bullet	15. Sep 2010	2.8	Baa3.edf
Largest Debtor 6	5,000,000	Bullet	15. Sep 2010	4.2	Ba3.edf
Largest Debtor 7	5,000,000	Bullet	15. Sep 2009	2.4	Baa1.edf
Largest Debtor 8	5,000,000	Bullet	15. Jun 2008	2.8	Ba2.edf
Largest Debtor 9	5,000,000	Bullet	15. Sep 2007	2.2	A3.edf
Largest Debtor 10	4,000,000	Amortising	15. Jun 2011	3.0	Baa2.edf

* This table shows the 10 largest Debtors

** If more than one Purchased Receivable is shown in this field, the maximum maturity is chosen

*** Moody's KMV RiskCalc 1-year Bond Default Rate Mapping

Portfolio Reporting Date: 27. June 2007
 Preceding Determination Date: 20. March 2007
 Relevant Determination Date: 20. June 2007
 Relevant Collection Period: 20. March 2007 to 20. June 2007 (excl.)
 Payment Date: 29. June 2007

Reporting Contact Details:
 Fax: +49 (0) 69 136 - 4 30 57
 Email: SSD-Monitoring@commerzbank.com

3.19. Additional Reporting re. Principal Deficiency Events

PD Event No.	Portfolio Reporting Date in which PDE was reported	Outstanding Principal Amount as of Portfolio Reporting Date in which PDE was reported in EUR	Current Outstanding Principal Amount in EUR	Status on Loan Performance
1	27-Sep-06	450,000	425,000	The Internal PD-Rating has been adjusted due to deterioration of the obligor's credit quality. The company has been able to perform its debt service in full in respect of Interest Payments and partially in respect of Principal Payments. It was agreed to restructure the amortisation profile, based on a currently and independently drawn liquidity budget.
2	27-Mar-07	3,000,000	3,000,000	The respective Purchased Receivable has been terminated due to severe deterioration of the obligor's credit quality. Insolvency proceedings have been opened according to §17 (illiquidity) and §19 (over-indebtedness) of the German Insolvency Law. Enforcement proceedings have been instituted. No recoveries have been collected so far. It is expected that the only recovery will result from the liquidation of the company's assets.
3	27-Mar-07	2,437,500	2,437,500	The respective Purchased Receivable has been terminated due to liquidity problems and lack of cooperation of the directors. It is expected that insolvency proceedings will be enforced in the medium term. Enforcement proceedings have been instituted. No assumption regarding the expected recovery can be determined at this stage.
4	27-Jun-07	500,000	500,000	The respective Purchased Receivable has been terminated due to severe deterioration of the obligor's credit quality. It is expected that insolvency proceedings will be enforced in the short term. No assumption regarding the expected recovery can be determined at this stage.
5	27-Jun-07	750,000	750,000	The Internal PD-Rating has been adjusted due to deterioration of the obligor's credit quality. The company provided a continuation plan that has been appraised as feasible. Therefore the Purchased Receivable has not been terminated. The company has been able to perform its debt service in full.
6	27-Jun-07	250,000	250,000	The Internal PD-Rating has been adjusted due to deterioration of the obligor's credit quality and lack of cooperation of the directors. It is assumed that a termination of the Purchased Receivable would not benefit the recovery amount. Therefore the Purchased Receivable has not been terminated. The company indicated to sell fixed assets which might generate liquidity to repay the Purchased Receivable.
Total		7,387,500	7,362,500	

Portfolio Reporting Date: 27. June 2007
 Preceding Determination Date: 20. March 2007
 Relevant Determination Date: 20. June 2007
 Relevant Collection Period: 20. March 2007 to 20. June 2007 (excl.)
 Payment Date: 29. June 2007

Reporting Contact Details:
 Fax: +49 (0) 69 136 - 4 30 57
 Email: SSD-Monitoring@commerzbank.com