

Deal Name:	DRIVER THREE
Issuer:	DRIVER THREE GmbH Eschenheimer Anlage 1 60316 Frankfurt am Main Federal Republic of Germany
Servicer Name: Reporting Entity:	VOLKSWAGEN BANK GmbH ABS Operations Dep. F-RWABO Gifhorner Straße 57 38112 Braunschweig Federal Republic of Germany
Contact:	phone +49 (0) 531 212 1358 fax: +49 (0) 531/ 212 77540 ABSOperations@vwfs.com
Administrator:	TMF Deutschland AG Eschenheimer Anlage 1 60316 Frankfurt/Main Federal Republic of Germany

Page	Tables of Contents
2	Overview
3	Deal Overview
4	Deal Overview: Counterparties (continue´d)
5	Volkswagen Bank GmbH and Volkswagen AG Rating
6	Notes Information
7	Notes Information continue'd
8	Pool Information
9	Pool Information continue'd
10	Pool Information continue'd
11	Pool Information continue'd
12	Pool Information continue'd
13	Credit Enhancement
14	Performance Trigger
15	Early Amortization Trigger
16	Early Amortization Trigger (continue´d)
17	Pool Concentration
18	Run Out Schedule
19	Waterfall
20	Make: New and Used Cars
21	Down Payment
22	Customer Type and Type of Payment
23	Obligor Concentration
24	Distribution by Outstanding Discounted Principal Balance
25	Distribution by Original Principal Balance
26	Interest Rate paid by the Receivable Debtor
27	Distribution by Original Term
28	Distribution by Remaining Term
29	Seasoning
30	Credit Type and Type of Car
31	Balloon in % of Outstanding Original Principal Balance
32	Distribution by Vehicle Makes and Models
33	Geographic Distribution
34	Potential Set Off Risk
35	Glossary

Deal Overview

Deal Name: DRIVER THREE
Issuer: DRIVER THREE GmbH
 Eschenheimer Anlage 1
 60316 Frankfurt am Main
 Federal Republic of Germany
Servicer Name: VOLKSWAGEN BANK GmbH
Reporting Entity: Gifhorne Straße 57
 38112 Braunschweig
 Federal Republic of Germany
Contact: ABSOperations@VWFS.com
 +49 (0) 531 212 3718
Administrator: TMF Deutschland AG
 Eschenheimer Anlage 1
 60316 Frankfurt/Main
 Federal Republic of Germany

Counterparty Details (Banks)
Rating*

Joint Lead Manager: **BNP Paribas**
 10 Harewood Avenue
 London NW1 6AA
 United Kingdom
SEB
 Ulmenstraße 30
 60283 Frankfurt/Main
 Federal Republic of Germany
Accounts: **BNP PARIBAS**
 Cash Collateral
 Distribution
 Accumulation
 Luxembourg Branch 33
 Rue de Gasperich
 Howald-Hesperange
 2085 Luxembourg
 Luxembourg
Listing Agent: **BNP PARIBAS**
 Luxembourg Branch 33
 Rue de Gasperich
 Howald-Hesperange
 2085 Luxembourg
 Luxembourg
Paying and Calculation Agent: **BNP PARIBAS**
 Luxembourg Branch 33
 Rue de Gasperich
 Howald-Hesperange
 2085 Luxembourg
 Luxembourg
Class A and B Swap Counterparty: **Hessische Landesbank**
Neue Mainzer Straße 52-58
 60 311 Frankfurt am Main
 Federal Republic of Germany

Moody's			Fitch			S&P		
Short Term	Long Term	Outlook	Short Term	Long Term	Outlook	Short Term	Long Term	Outlook
P-1	Aa2	Stable	F1+	AA-	Stable	A-1+	AA	Negative
P-1	A1	Stable	F1	A+	Stable	A-1	A	Stable
P-1	Aa2	Stable	F1+	AA-	Stable	A-1+	AA	Negative
P-1	Aa2	Stable	F1+	AA-	Stable	A-1+	AA	Negative
P-1	Aa2	Stable	F1+	AA-	Stable	A-1+	AA	Negative
P-1	Aa2	Stable	F1+	A+	Stable	A-1	A	Negative

* Ratings updated on 04/08/2010

Deal Overview: Counterparties (continued)

Security Trustee: **FAEGRE & BENSON LLP**
Data Protection Trustee: Neue Mainzer Straße 52-58
60 311 Frankfurt am Main
Federal Republic of Germany

Rating Agency: **MOODY's Deutschland GmbH**
An der Welle 5
60322 Frankfurt/Main
Federal Republic of Germany

Rating Agency: **FITCH Ratings Limited**
Fitch Deutschland GmbH
Junghofstrasse 24
60311 Frankfurt
Federal Republic of Germany

Rating Agency: **S&P**
Standard & Poor's
Neue Mainzer Straße 52
60311 Frankfurt/Main
Federal Republic of Germany

Cut Off Date: September 30th, 2006

Final Maturity Date: October 2015

Final Scheduled Payment Date: October 2014

Revolving Period (from/until): October 27th, 2006 until November 20th, 2009

Reporting Date: 17th of each month
(for previous month)

Reporting Period: Monthly

Payment Date: 21st of each month

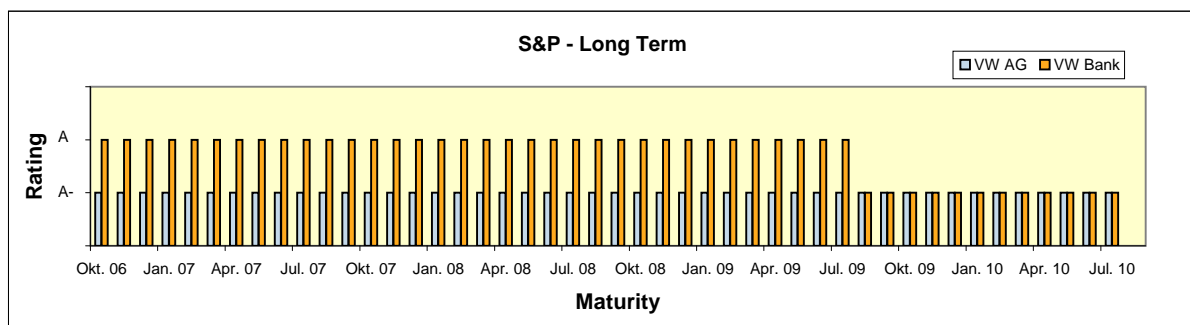
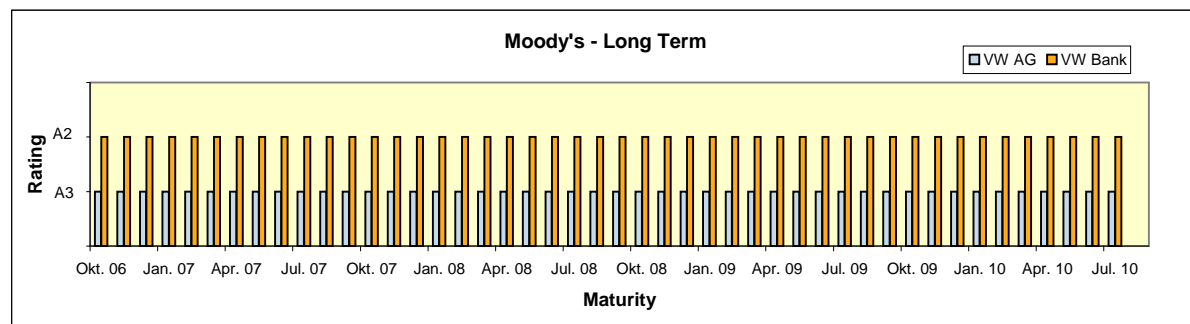
Clean-Up Call: VW Bank will have the right at its option to exercise a clean-up call and to repurchase the outstanding Purchased Loan Receivables from Driver Three at any time when the sum of the Aggregate Discounted Principal Balance for all outstanding Purchased Loan Receivables is less than 9% of the Aggregate Cut Off Date Discounted Principal Balance provided that all payment obligations under the Notes will thereby be fulfilled.

Volkswagen Bank GmbH and Volkswagen AG Rating
Rating* - Short Term

	VW Bank	VW AG
Moody's	P-1	P-2
S&P	A-2	A-2

Rating* - Long Term

	VW Bank	VW AG
Moody's	A2	A3
Moody's Outlook	Ratings under Review	Stable
S&P	A-	A-
S&P Outlook	Negative	Negative



* Ratings updated on 04/08/2010

VW Bank Rating Related Triggers
Future Rating Triggers:
VAT-Risk

Downgrade of VW Bank's short-term rating to F3 by Fitch will result in an increase by 0.29% of the Cash Collateral Account of the Aggregate Discounted Principal Balance. Which is exclusively reserved to cover any VAT burden in case a replacement servicer is appointed.

Set Off Risk

The downgrade of VW Bank's long-term rating to below BBB- by Fitch and/or Baa3 by Moody's and/or VW Bank's short-term rating to below A-2 by S&P will result in a Set Off risk reserve being established if deposits by borrowers are greater than 1% of the Aggregate Discounted Principal Balance. The Set Off risk shall be deposited in the Cash Collateral Account.

Notes Information

Date:	17.08.2010
Monthly Period:	July 10
Additional Purchase Date:	n/a
Payment Date:	23.08.2010
Revolving Period Number:	46
Interest Accrual Period (from/until):	21.07.2010 22.08.2010
Days Accrued:	33
Base Interest Rate (1-Month Euribor):	0,6110%
Currency:	EUR
Day Count Convention:	ACT/360

<u>Class of Notes</u>	<u>Class A</u>	<u>Class B</u>
Rating Details:		
Fitch:	AAA	A+
Moody's:	Aaa	A1
S&P	AAA	AA-

<u>Information on Notes</u>	<u>Class A</u>	<u>Class B</u>
Final Maturity Date:	October 2015	October 2015
Final Scheduled Payment Date:	October 2014	October 2014
Security Code	A0LDCA	A0KP89
ISIN:	XS0270108573	XS0270109621
Common Code:	027010857	027010962

<u>Information on Interest</u>	<u>Class A</u>	<u>Class B</u>
Information on Interest	Class A	Class B
Total Interest per Class:	378.291,96 €	14.528,65 €
Total Interest per Note:	20,46 €	20,76 €
Spread/Margin:	10 bps	19 bps

<u>Interest Rate Swaps</u>	<u>Class A</u>	<u>Class B</u>
Interest Rate Swaps	Class A	Class B
Underlying Principal:	580.424.952 €	19.787.061 €
	pay fixed	pay fixed
Index Rate:	1-M-Euribor	1-M-Euribor
Net Swap Payments	1.540.979,88 €	52.384,59 €

Notes Information (continued)

<u>Note Balance</u>	<u>CLASS A</u>	<u>CLASS B</u>
As of Cut Off Date:	924.500.000,00 €	35.000.000,00 €
During Revolving Period:	924.500.000,00 €	35.000.000,00 €
<u>After Revolving Period</u>	<u>CLASS A</u>	<u>CLASS B</u>
Note Balance (BoP):	580.424.952,10 €	19.787.061,00 €
Redemption amount per class:	45.897.727,00 €	1.564.710,00 €
Note Balance (EoP):	534.527.225,10 €	18.222.351,00 €
<u>Payments to Investors - Per Eur 50.000,- Denomination</u>	<u>CLASS A</u>	<u>CLASS B</u>
Redemption Payment per Note:	2.482,30 €	2.235,30 €
Note Factor:	0,578180	0,520639
<u>Unpaid Interest:</u>		
Unpaid interest:	- €	- €
Cumulative unpaid interest:	- €	- €

Pool Information

Cut Off Date:	30.09.2006		
Additional Purchase Date:	n/a		
Reporting Date:	17.08.2010		
Interest Period (from/until):	21.07.2010	/	22.08.2010
Current Payment Date:	23.08.2010		
Next Payment Date:	21.09.2010		
Days Accrued:	33		
Asset Collection Period:	01.07.2010	/	31.07.2010
Note Payment Period:	21.07.2010	/	22.08.2010

Balances	Number of contracts	Outstanding Discounted Principal Balance	Outstanding Nominal Balance
As of Initial Pool Cut	96.194	1.000.005.758,01 €	1.104.089.409,07 €
As of End of Period before origination of additional Loan Receivables	69.201	607.417.109,13 €	639.870.909,23 €
Additional Loan Receivables	-	- €	- €
As of EoP after origination of add. Loan Receivables	69.201	607.417.109,13 €	639.870.909,23 €

Calculation of Available Distribution Amount

	Number of Contracts	Outstanding Discounted Principal Balance	Nominal Balance
Begin of Period	74.873	659.573.633,34 €	695.037.357,16 €
Periodically reduction of Nominal Amount			55.166.447,93 €
Discount			- 300.092,73 €
Write Off			- 222.348,85 €
Fee restruct./Prolongation			5.755,55 €
Interest (late payment penalties)			17.331,90 €
Available Distribution Amount (Waterfall OC Pos. 1)			54.667.093,80 €

Pool Information (continue'd)
Pool Balance

Status	Number of Contracts (Initial Pool Cut)	Outstanding Discounted Principal Balance (Initial Pool Cut)	Number of Contracts EoP before origination of additional Loan Receivables	Outstanding Discounted Principal Balance EoP before origination of additional Loan Receivables	Number of Contracts EoP	Outstanding Discounted Principal Balance EoP
Current	96.194	1.000.005.758,01 €	0	- €	67.259	591.691.785,62 €
Delinquent			0	- €	996	9.557.809,76 €
Defaulted			0	- €	946	6.167.513,75 €
End of Term			0	- €	67.323	- €
Early Settlement			0	- €	59.829	- €
Write Off			0	- €	1.429	- €
Total	96.194	1.000.005.758,01 €	0	- €	197.782	607.417.109,13 €

Pool Information (continue´d)

Information of Defaults, Delinquencies, Write Offs

Current Reporting Period	Number of Contracts	Number of Contracts (%)	Outstanding Discounted Principal Balance	Outstanding Discounted Principal Balance (%)	Outstanding Nominal Balance	Outstanding Nominal Balance (%)
Delinquent Balance	996	1,4393%	9.557.809,76 €	1,5735%	9.991.077,09 €	1,5614%
Defaulted Balance	946	1,3670%	6.167.513,75 €	1,0154%	6.393.591,83 €	0,9992%

Delinquency Profile

Days in Arrears	Number of Contracts	Number of Contracts (%)	Outstanding Discounted Principal Balance	Outstanding Discounted Principal Balance (%)	Outstanding Nominal Balance	Outstanding Nominal Balance (%)
> 30 until <= 60	537	0,7760%	5.081.942,09 €	0,8366%	5.289.024,97 €	0,8266%
> 60 until <= 90	221	0,3194%	2.008.884,26 €	0,3307%	2.108.987,73 €	0,3296%
> 90 until <= 120	94	0,1358%	888.353,41 €	0,1463%	933.887,79 €	0,1459%
> 120 until <= 150	39	0,0564%	484.695,14 €	0,0798%	509.516,53 €	0,0796%
> 150 until <= 180	24	0,0347%	310.846,35 €	0,0512%	329.246,63 €	0,0515%
Subtotal	915	1,3222%	8.774.721,25 €	1,4446%	9.170.663,65 €	1,4332%
> 180 until <= 210	20	0,0289%	206.193,95 €	0,0339%	216.611,58 €	0,0339%
> 210 until <= 240	7	0,0101%	100.369,00 €	0,0165%	106.979,82 €	0,0167%
> 240 until <= 270	3	0,0043%	29.417,21 €	0,0048%	31.045,95 €	0,0049%
> 270 until <= 300	4	0,0058%	48.991,52 €	0,0081%	51.907,57 €	0,0081%
> 300 until <= 330	8	0,0116%	48.286,72 €	0,0079%	49.567,81 €	0,0077%
> 330 until <= 360	4	0,0058%	48.490,21 €	0,0080%	51.448,53 €	0,0080%
> 360	35	0,0506%	301.339,90 €	0,0496%	312.852,18 €	0,0489%
Subtotal	81	0,1171%	783.088,51 €	0,1289%	820.413,44 €	0,1282%
Total	996	1,4393%	9.557.809,76 €	1,5735%	9.991.077,09 €	1,5614%

Pool Information (continue´d)
Defaulted Profile I

Days in Arrears	Number of Contracts	Number of Contracts (%)	Outstanding Discounted Principal Balance	Outstanding Discounted Principal Balance (%)	Outstanding Nominal Balance	Outstanding Nominal Balance (%)
<= 30	298	0,4306%	1.805.545,68 €	0,2972%	1.847.343,43 €	0,2887%
> 30 until <= 60	46	0,0665%	225.660,11 €	0,0372%	230.831,33 €	0,0361%
> 60 until <= 90	81	0,1171%	526.717,63 €	0,0867%	539.762,59 €	0,0844%
> 90 until <= 120	69	0,0997%	412.085,77 €	0,0678%	425.717,27 €	0,0665%
> 120 until <= 150	77	0,1113%	586.777,21 €	0,0966%	617.065,05 €	0,0964%
> 150 until <= 180	43	0,0621%	361.784,75 €	0,0596%	380.917,96 €	0,0595%
> 180 until <= 210	43	0,0621%	257.688,06 €	0,0424%	270.552,85 €	0,0423%
> 210 until <= 240	34	0,0491%	318.432,67 €	0,0524%	333.530,24 €	0,0521%
> 240 until <= 270	37	0,0535%	274.706,36 €	0,0452%	288.072,93 €	0,0450%
> 270 until <= 300	21	0,0303%	223.498,06 €	0,0368%	233.322,33 €	0,0365%
> 300 until <= 330	18	0,0260%	147.168,67 €	0,0242%	154.272,28 €	0,0241%
> 330 until <= 360	22	0,0318%	155.520,55 €	0,0256%	159.989,33 €	0,0250%
> 360	157	0,2269%	871.928,23 €	0,1435%	912.214,24 €	0,1426%
Total	946	1,3670%	6.167.513,75 €	1,0154%	6.393.591,83 €	0,9992%

Cumulative Write Offs

	Number of Contracts	Write Offs
Begin of Period	1.386	7.901.789,07 €
Write Offs	43	222.348,85 €
End of Period	1.429	8.124.137,92 €

Cumulative Net Losses

Cumulative Write-Offs of all Loan receivables that were charged off from the Cut Off date until the end of the preceding reporting period	8.124.137,92 €
Discounted Principal Balance as of Cut Off Date and all additional Cut Off Date Balances until such Payment Date which is in the same month one year before the Payment Date which is relevant for the calculation of the numerator	2.148.286.825,84 €

Cumulative Net Loss Ratio

Cumulative Write Offs as percentage of Discounted Principal Balance as of the Reporting Date and all additional Cut Off Date Balances until such Payment Date which is in the same month one year before the Payment Date which is relevant for the calculation of the numerator	0,3782%
--	---------

Pool Information (continue´d)
Defaulted Profile II

Credit Type	Vehicle Status	Number of Contracts	*Outstanding Nominal Principal Balance at Day of Default	*Outstanding Discounted Principal Balance at Day of Default	Total Recoveries	Total Discount	Total Write Offs	*Outstanding Nominal Principal Balance EoP	*Outstanding Discounted Principal Balance EoP
Balloon Loan	New	879	12.407.677,78 €	11.596.744,65 €	6.621.129,24 €	342.927,14 €	2.824.164,91 €	2.450.773,98 €	2.375.814,22 €
	Used	1894	16.407.357,48 €	15.357.697,94 €	8.502.168,43 €	967.906,24 €	3.910.258,85 €	3.063.345,15 €	2.952.927,03 €
Total Balloon Loan		2773	28.815.035,26 €	26.954.442,59 €	15.123.297,67 €	1.310.833,38 €	6.734.423,76 €	5.514.119,13 €	5.328.741,25 €
Equal-Installment Loan	New	183	1.522.890,04 €	1.423.924,65 €	929.488,78 €	68.045,23 €	339.673,66 €	215.299,33 €	204.991,03 €
	Used	903	4.442.819,84 €	4.150.857,28 €	2.545.735,38 €	285.640,30 €	1.050.015,15 €	664.173,37 €	633.781,47 €
Total Equal-Installment Loan		1086	5.965.709,88 €	5.574.781,93 €	3.475.224,16 €	353.685,53 €	1.389.688,81 €	879.472,70 €	838.772,50 €
Total		3859	34.780.745,14 €	32.529.224,52 €	18.598.521,83 €	1.664.518,91 €	8.124.112,57 €	6.393.591,83 €	6.167.513,75 €

*(incl. Arrears)

Credit Enhancement
Credit Enhancement as of Cut Off Date (27.10.2006)

	% of Aggregate Discounted Principal Balance	Credit Enhancement to each Note	Value
Class A Note		9,05%	924.500.000,00 €
Class B Note	3,50%	5,55%	35.000.000,00 €
Subordinated Loan	3,15%		31.500.000,00 €
Overcollateralization	0,90%		9.005.758,00 €
Cash Collateral Account	1,50%		15.000.000,00 €

Overcollateralization during Revolving Period

	Class A	Class B
Current OC Percentage:	12,0000%	9,0000%
Target OC Percentage:	9,50%	
Target OC Amount:	57.704.625 €	
Additional OC Percentage:	3,00%	

Overcollateralization after Revolving Period

	Class A	Class B
Current OC Percentage:	12,00%	9,00%
Target OC Percentage after Revolving Period:	12,00%	9,00%

ACCOUNTS
Cash Collateral Account (CCA)

Balance as of the Beginning of the Period:	0,00%	12.500.071,98 €
Payment from CCA/ Payment to CCA:		- €
Balance as of the End of the Period:		12.500.071,98 €
Floor:		12.500.071,98 €

Set off Risk Reserve

- €

VAT Risk Reserve

- €

Accumulation Account (AC)

	Deposit	Deposit in % of Outstanding Discounted Principal Balance
Beginn of Period	- €	0%
End of Period	- €	0%

Performance Trigger
Overcollateralisation Monitor
Credit Enhancement Increase Condition in place

NO

Overcollateralisation during Revolving Period

	Target Class A	Current Class A
OC Percentage:	9,50%	12,00%

Target OC Amount, Class A Note:

n/a

Additional OC Amount in Percent

n/a

	Target Class B	Current Class B
OC Percentage:	n/a	9,00%

Overcollateralisation after Revolving Period

	Target Class A	Current Class A
OC Percentage:	12,00%	12,00%

	Target Class B	Current Class B
OC Percentage:	9,00%	9,00%

Calculation of Credit Enhancement:

During the Revolving Period will be a Targeted OC-Amount (Class A Note) of 9,5%. After the Revolving Period the Overcollateralisation Percentage will be 12% for Class A Notes or 9% for Class B Notes. During the Revolving Period additional Assets will be purchased with a discount of 3%.

The transaction will have a Revolving Period of 36 Month until November 2009.

After the Revolving Period, the transaction will start with sequential amortisation and therefore, only the Class A Notes will receive principal payments.

The transaction switches into pro rate amortisation once an overcollateralisation percentage (i.e. credit enhancement excluding cash collateral) of 12% for the class A Notes and 9% for the Class B Notes have been reached.

The amortisation will revert to sequential in case the total amount of notes outstanding falls below 9% of the initial Aggregate Discounted Principal Balance as of the Cutoff.

The amortisation will revert to sequential during the revolving period when an Credit Enhancement Increase Condition is in place.

Early Amortization Trigger

Early Amortization Trigger breached

NO

Accumulation Account:

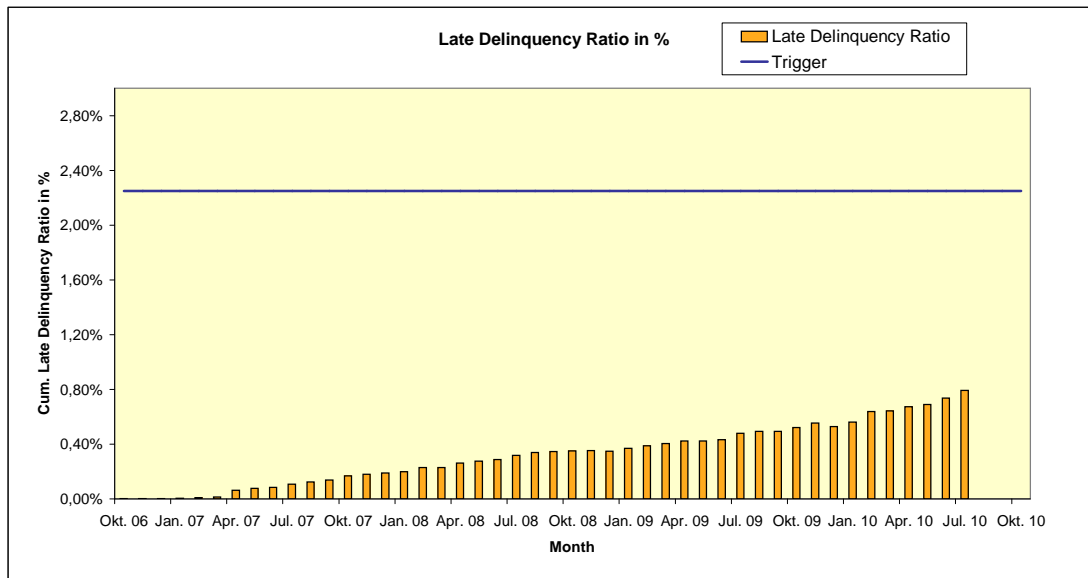
	Outstanding Discounted Principal Balance	Deposits	Deposits in % of Aggregate Discounted Principal Balance
Monthly Period	n/a	n/a	n/a
Previous Month	n/a	n/a	n/a
Interest earned	n/a	n/a	n/a
Total			

Accumulation Account Trigger 10%

means that the amount deposited in the Accumulation Account on two consecutive Payment Dates exceeds 10 % of the Aggregate Discounted Principal Balance

Late Delinquency Trigger breached

NO



	Late Delinquency Outstanding Discounted Principal Balance (€)	Outstanding Discounted Principal Balance	Late Delinquency Ratio in % of total Discounted Principal Balance
> 180 days overdue and/or Contracts after Final Statement	4.815.911,92 €		
Total	4.815.911,92 €	607.417.109,13 €	0,7929%

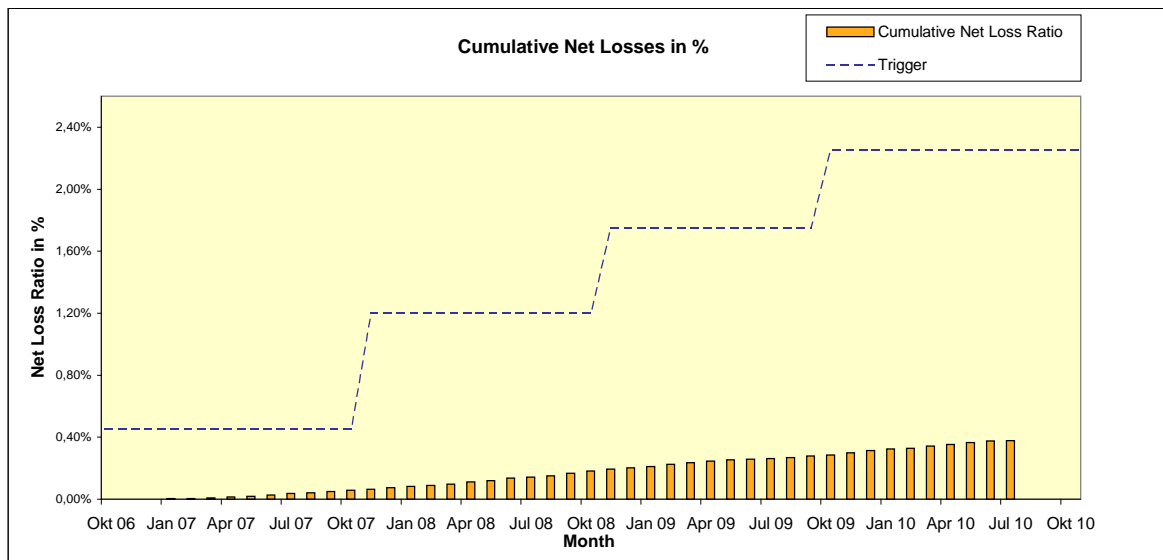
The Late Delinquency Ratio is breached when it exceeds 2,25% at any payment date.

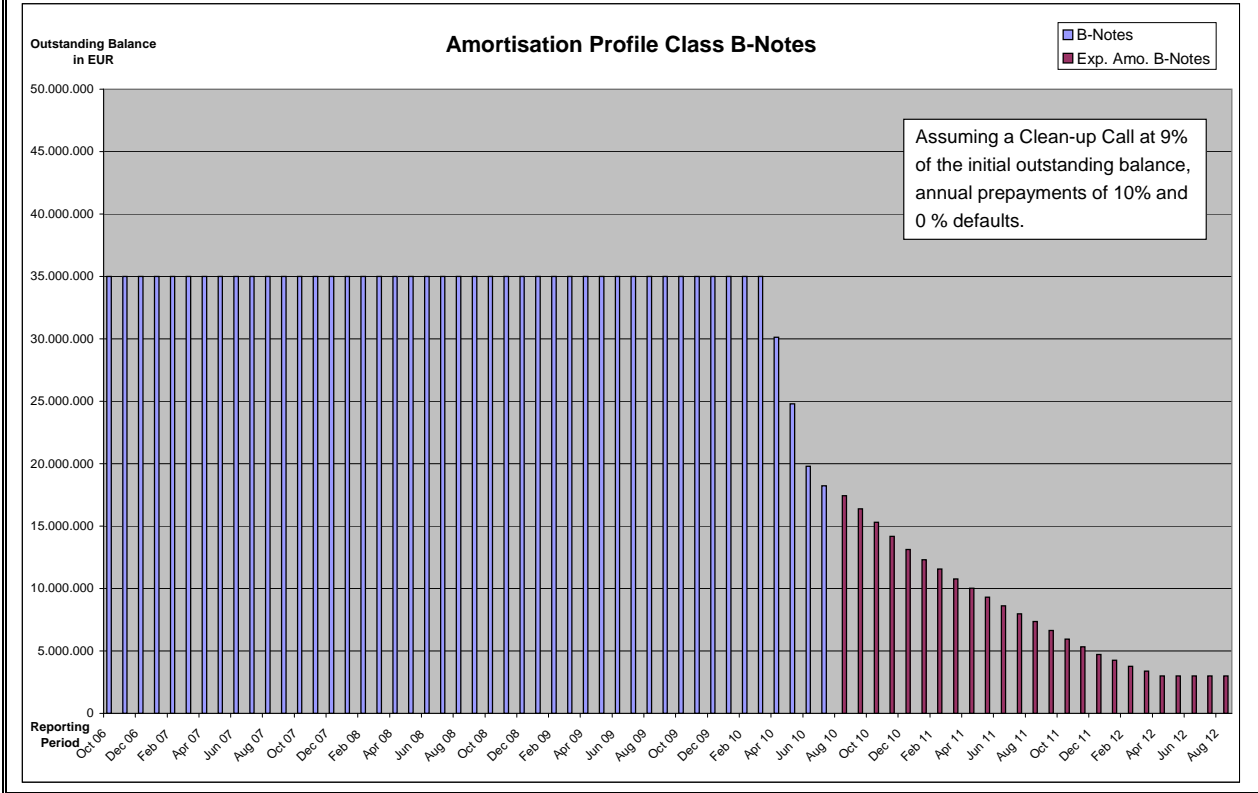
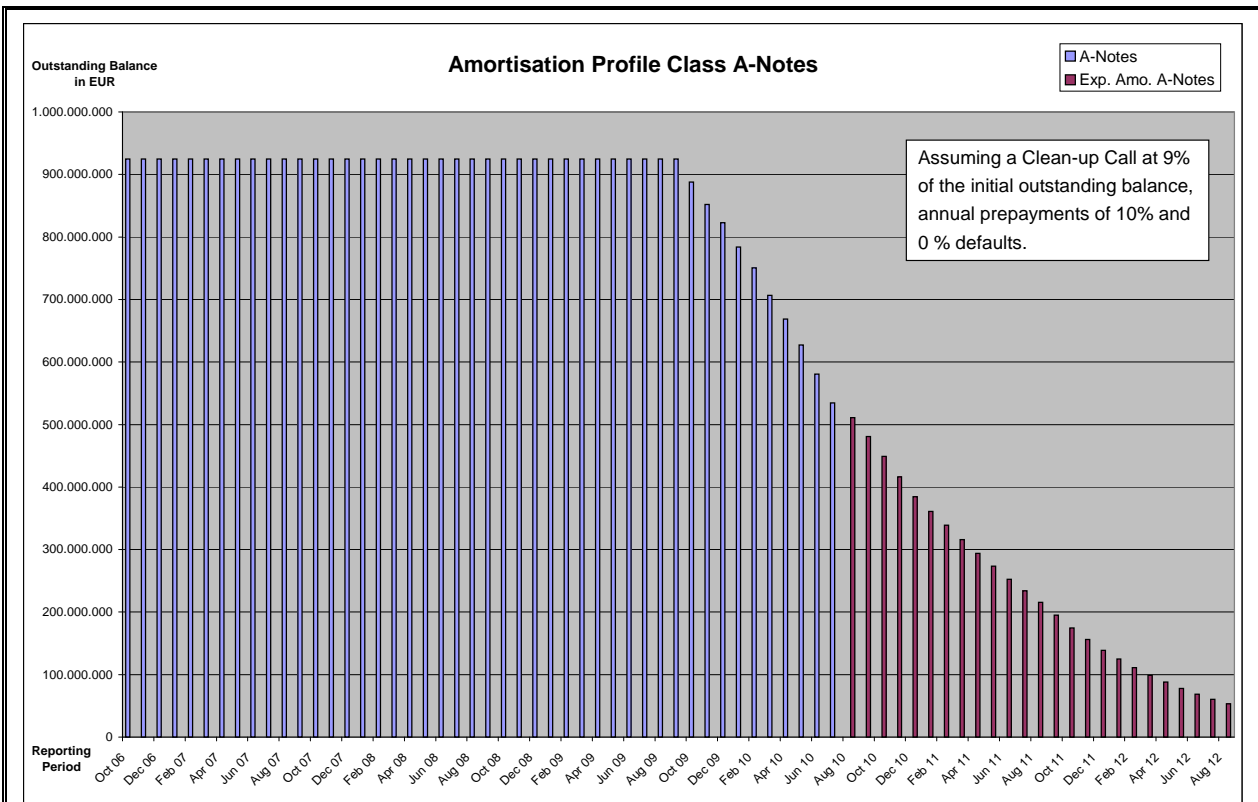
Early Amortization Trigger (continue'd)

Cummulative Net Loss Ratio breached

NO

Period I	> 0,45%	(before or during 10/2007)
Period II	> 1,2%	(after 10/2007 and before or during 10/2008)
Period III	> 1,75%	(after 10/2008 and before or during 10/2009)
Period VI	> 2,25%	(after 10/2009)





Pool concentration

<i>New/Used Cars as of initial Pool Cut</i>					<i>EoP after origination of additional Loan Receivables</i>			
Type of Car	Number of Loans	(%) of Loans	Aggregate Discounted Principal Balance	% of Aggregate Discounted Principal Balance	Number of Loans	(%) of Loans	Aggregate Discounted Principal Balance	% of Aggregate Discounted Principal Balance
New	39.075	40,62%	500.082.484,41 €	50,01%	39.067	56,45%	398.772.638,29 €	65,65%
Used	57.119	59,38%	499.923.273,60 €	49,99%	30.134	43,55%	208.644.470,84 €	34,35%
Total	96.194	100,00%	1.000.005.758,01 €	100,00%	69.201	100,00%	607.417.109,13 €	100,00%
<i>Limit on used cars:</i>								
<i>Exposure as of Initial Pool Cut</i>	<i>Current Exposure in %</i>	<i>Limit in % of Aggregate Discounted Principal Balance</i>						
49,99%	34,35%	50,00%						
<i>Only Equal-Installment Loans as of initial Pool Cut</i>					<i>Loan Receivables EoP</i>			
Type of Car	Number of Loans	(%) of Loans	Aggregate Discounted Principal Balance	% of Aggregate Discounted Principal Balance	Number of Loans	(%) of Loans	Aggregate Discounted Principal Balance	% of Aggregate Discounted Principal Balance
New	12.747	13,25%	117.388.126,64 €	11,74%	7.673	11,09%	34.802.465,17 €	5,73%
Used	25.566	26,58%	173.207.250,12 €	17,32%	11.871	17,15%	43.584.130,43 €	7,18%
Total	38.313	39,83%	290.595.376,76 €	29,06%	19.544	28,24%	78.386.595,60 €	12,90%
<i>Limit on Used and Equal-Installments cars</i>								
<i>Exposure as of Initial Pool Cut</i>	<i>Current Exposure in %</i>	<i>Limit in % of Aggregate Discounted Principal Balance</i>						
17,32%	7,18%	25,00%						
<i>Non VW Group Vehicles as of initial Pool Cut</i>					<i>Loan Receivables EoP</i>			
Type of Car	Number of Loans	(%) of Loans	Aggregate Discounted Principal Balance	% of Aggregate Discounted Principal Balance	Number of Loans	(%) of Loans	Aggregate Discounted Principal Balance	% of Aggregate Discounted Principal Balance
New	418	0,43%	4.642.471,90 €	0,46%	285	0,41%	1.636.664,35 €	0,27%
Used	8.194	8,52%	59.648.666,51 €	5,96%	3.623	5,24%	16.002.615,77 €	2,63%
Total	8.612	8,95%	64.291.138,41 €	6,43%	3.908	5,65%	17.639.280,12 €	2,90%
<i>Limit on Non VW Group Vehicles</i>								
<i>Exposure as of Initial Pool Cut</i>	<i>Current Exposure in %</i>	<i>Limit in % of Aggregate Discounted Principal Balance</i>						
6,43%	2,90%	10%						
<i>Customer Concentration as of initial Pool Cut</i>					<i>Loan Receivables EoP</i>			
Number 1 Customer	Number of Loans	Aggregate Discounted Principal Balance	% of Aggregate Discounted Principal Balance	Number of Loans	Aggregate Discounted Principal Balance	% of Aggregate Discounted Principal Balance		
No.1	15	281.320,28 €	0,0281%	1	109.152,48 €	0,0180%		
<i>Limit of Aggregate Discounted Principal Balance</i>								
<i>Current Exposure</i>	<i>Limit Exposure</i>							
109.152,48 €	1.500.000,00 €							

Run Out Schedule

<i>At the End of Previous Reporting Period 30.06.2010</i>				<i>End of Period as of 07.2010</i>			
Payment Period	ABS Remaining Depreciation	ABS Remaining Interest	ABS Remaining Instalments	Payment Period	ABS Remaining Depreciation	ABS Remaining Interest	ABS Remaining Instalments
arrears	12.412.782,62 €	242.038,46 €	12.654.821,07 €	arrears	11.328.011,32 €	231.679,94 €	11.559.691,25 €
07.2010	36.191.642,27 €	1.963.828,87 €	38.155.471,14 €	0	- €	- €	- €
08.2010	28.842.028,62 €	2.495.588,78 €	31.337.617,40 €	08.2010	20.963.167,68 €	1.759.214,45 €	22.722.382,12 €
09.2010	30.243.877,11 €	2.380.128,92 €	32.624.006,03 €	09.2010	29.476.531,96 €	2.349.911,04 €	31.826.443,00 €
10.2010	32.295.153,06 €	2.256.611,14 €	34.551.764,18 €	10.2010	31.733.895,04 €	2.230.268,19 €	33.964.163,22 €
11.2010	33.711.197,60 €	2.124.828,48 €	35.836.026,08 €	11.2010	33.108.718,12 €	2.101.712,04 €	35.210.430,16 €
12.2010	32.951.717,67 €	1.987.161,52 €	34.938.879,19 €	12.2010	32.436.654,64 €	1.966.282,90 €	34.402.937,54 €
01.2011	24.525.739,67 €	1.852.556,52 €	26.378.296,20 €	01.2011	24.123.490,67 €	1.833.888,97 €	25.957.379,65 €
02.2011	22.406.577,82 €	1.753.055,42 €	24.159.633,24 €	02.2011	22.188.628,24 €	1.735.963,01 €	23.924.591,25 €
03.2011	24.178.303,07 €	1.659.723,50 €	25.838.026,57 €	03.2011	23.951.331,05 €	1.643.482,70 €	25.594.813,75 €
04.2011	23.785.394,01 €	1.562.157,43 €	25.347.551,44 €	04.2011	23.459.033,39 €	1.546.712,10 €	25.005.745,49 €
05.2011	22.146.256,80 €	1.464.584,14 €	23.610.840,94 €	05.2011	21.895.058,91 €	1.450.440,63 €	23.345.499,54 €
06.2011	22.806.960,54 €	1.373.857,02 €	24.180.817,56 €	06.2011	22.502.257,38 €	1.360.785,05 €	23.863.042,43 €
07.2011	20.536.288,85 €	1.280.688,11 €	21.816.976,96 €	07.2011	20.233.185,19 €	1.268.864,20 €	21.502.049,39 €
08.2011	20.634.221,34 €	1.196.471,00 €	21.830.692,34 €	08.2011	20.446.587,08 €	1.185.851,27 €	21.632.438,35 €
09.2011	24.049.800,75 €	1.112.523,89 €	25.162.324,64 €	09.2011	23.806.801,49 €	1.102.580,42 €	24.909.381,91 €
10.2011	24.014.450,04 €	1.014.143,07 €	25.028.593,11 €	10.2011	23.789.835,67 €	1.005.154,39 €	24.794.990,06 €
11.2011	21.782.038,44 €	916.057,81 €	22.698.096,24 €	11.2011	21.560.672,78 €	908.026,97 €	22.468.699,74 €
12.2011	21.296.277,12 €	827.052,39 €	22.123.329,51 €	12.2011	21.068.925,58 €	820.066,74 €	21.888.992,32 €
01.2012	16.433.140,86 €	739.834,80 €	17.172.975,66 €	01.2012	16.271.151,72 €	733.812,85 €	17.004.964,57 €
02.2012	17.047.530,90 €	672.367,17 €	17.719.898,07 €	02.2012	16.929.921,39 €	667.091,92 €	17.597.013,31 €
03.2012	14.725.747,54 €	602.595,34 €	15.328.342,88 €	03.2012	14.665.473,99 €	597.790,86 €	15.263.264,85 €
04.2012	13.429.033,50 €	542.446,40 €	13.971.479,90 €	04.2012	13.314.635,19 €	537.958,56 €	13.852.593,75 €
05.2012	11.487.250,30 €	487.624,58 €	11.974.874,88 €	05.2012	11.390.796,89 €	483.583,85 €	11.874.380,74 €
06.2012	10.251.250,00 €	440.465,77 €	10.691.715,76 €	06.2012	10.164.133,46 €	436.853,57 €	10.600.987,02 €
07.2012	8.898.142,79 €	398.485,58 €	9.296.628,37 €	07.2012	8.852.951,94 €	395.199,10 €	9.248.151,04 €
08.2012	7.910.352,49 €	362.241,49 €	8.272.593,98 €	08.2012	7.841.253,07 €	359.195,60 €	8.200.448,67 €
09.2012	11.589.150,65 €	329.604,68 €	11.918.755,33 €	09.2012	11.512.277,77 €	326.767,50 €	11.839.045,27 €
10.2012	10.309.254,44 €	282.611,21 €	10.591.865,65 €	10.2012	10.195.955,41 €	280.153,42 €	10.476.108,83 €
11.2012	9.227.483,72 €	240.275,14 €	9.467.758,86 €	11.2012	9.157.043,70 €	238.295,31 €	9.395.339,01 €
12.2012	7.205.962,93 €	202.402,90 €	7.408.365,83 €	12.2012	7.099.224,46 €	200.733,39 €	7.299.957,85 €
01.2013	5.871.413,81 €	172.982,20 €	6.044.396,01 €	01.2013	5.791.017,58 €	171.728,44 €	5.962.746,02 €
02.2013	7.267.100,68 €	149.143,56 €	7.416.244,24 €	02.2013	7.204.645,10 €	148.195,51 €	7.352.840,61 €
03.2013	8.134.776,27 €	119.087,28 €	8.253.863,55 €	03.2013	8.099.390,00 €	118.472,19 €	8.217.862,19 €
Subtotal	638.598.298,28 €	35.205.224,57 €	673.803.522,81 €	Subtotal	586.562.657,86 €	32.196.717,08 €	618.759.374,90 €
> 03.2013	20.975.335,06 €	258.499,30 €	21.233.834,35 €	> 03.2013	20.854.451,27 €	257.083,07 €	21.111.534,33 €
Total	659.573.633,34 €	35.463.723,87 €	695.037.357,16 €	Total	607.417.109,13 €	32.453.800,15 €	639.870.909,23 €

Waterfall

		Payment	Remaining Amount
Available Distribution Amount		54.667.255,32 €	
Fees	less	- 549.644,69 €	54.117.610,63 €
Net Swap Payments Class A	less	- 1.540.979,88 €	52.576.630,75 €
Net Swap Payments Class B	less	- 52.384,59 €	52.524.246,16 €
Interest Class A	less	- 378.291,96 €	52.145.954,20 €
Interest Class B	less	- 14.528,65 €	52.131.425,55 €
Payment to Cash Collateral Account	less	- €	52.131.425,55 €
Redemption to the Accumulation Account	less	- €	52.131.425,55 €
Redemption Class A	less	- 45.897.727,00 €	6.233.698,55 €
Redemption Class B	less	- 1.564.710,00 €	4.668.988,55 €
Payment to Cash Collateral Account (after a Cash Collateral Increase Event is in place)	less	- €	4.668.988,55 €
Payments Subordinated Lender or VW Bank	less	- 4.668.812,69 €	175,86 €
Remaining Amount Due to Rounding	less	- 175,86 €	0,00 €

Make: New and Used Cars

Initial Pool Cut as of 09.2006

AUDI

New or Used Cars	Number of Loans	Percentage of Loans (%)	Outstanding Discounted Principal Balance (€)	Percentage of Balance (%)
New Cars	3.948	24,94%	77.690.422,39 €	36,34%
Used Cars	11.884	75,06%	136.105.837,51 €	63,66%
Total	15.832	100,00%	213.796.259,90 €	100,00%

SEAT

New or Used Cars	Number of Loans	Percentage of Loans (%)	Outstanding Discounted Principal Balance (€)	Percentage of Balance (%)
New Cars	4.189	50,92%	44.141.120,72 €	60,07%
Used Cars	4.038	49,08%	29.336.535,91 €	39,93%
Total	8.227	100,00%	73.477.656,63 €	100,00%

SKODA

New or Used Cars	Number of Loans	Percentage of Loans (%)	Outstanding Discounted Principal Balance (€)	Percentage of Balance (%)
New Cars	7.409	68,32%	72.047.171,51 €	73,88%
Used Cars	3.435	31,68%	25.475.379,39 €	26,12%
Total	10.844	100,00%	97.522.550,90 €	100,00%

VOLKSWAGEN

New or Used Cars	Number of Loans	Percentage of Loans (%)	Outstanding Discounted Principal Balance (€)	Percentage of Balance (%)
New Cars	23.111	43,87%	301.561.297,89 €	54,74%
Used Cars	29.568	56,13%	249.356.854,28 €	45,26%
Total	52.679	100,00%	550.918.152,17 €	100,00%

OTHER

New or Used Cars	Number of Loans	Percentage of Loans (%)	Outstanding Discounted Principal Balance (€)	Percentage of Balance (%)
New Cars	418	4,85%	4.642.471,90 €	7,22%
Used Cars	8.194	95,15%	59.648.666,51 €	92,78%
Total	8.612	100,00%	64.291.138,41 €	100,00%

EoP Loan Receivables (07.2010)

AUDI

New or Used Cars	Number of Loans	Percentage of Loans (%)	Outstanding Discounted Principal Balance (€)	Percentage of Balance (%)
New Cars	2.871	29,93%	51.269.086,98 €	43,80%
Used Cars	6.722	70,07%	65.790.362,56 €	56,20%
Total	9.593	100,00%	117.059.449,54 €	100,00%

SEAT

New or Used Cars	Number of Loans	Percentage of Loans (%)	Outstanding Discounted Principal Balance (€)	Percentage of Balance (%)
New Cars	3.230	64,30%	24.893.987,29 €	74,74%
Used Cars	1.793	35,70%	8.414.412,93 €	25,26%
Total	5.023	100,00%	33.308.400,22 €	100,00%

SKODA

New or Used Cars	Number of Loans	Percentage of Loans (%)	Outstanding Discounted Principal Balance (€)	Percentage of Balance (%)
New Cars	6.730	77,33%	54.480.084,02 €	85,02%
Used Cars	1.973	22,67%	9.599.954,33 €	14,98%
Total	8.703	100,00%	64.080.038,35 €	100,00%

VOLKSWAGEN

New or Used Cars	Number of Loans	Percentage of Loans (%)	Outstanding Discounted Principal Balance (€)	Percentage of Balance (%)
New Cars	25.951	61,83%	266.492.815,65 €	71,00%
Used Cars	16.023	38,17%	108.837.125,25 €	29,00%
Total	41.974	100,00%	375.329.940,90 €	100,00%

OTHER

New or Used Cars	Number of Loans	Percentage of Loans (%)	Outstanding Discounted Principal Balance (€)	Percentage of Balance (%)
New Cars	285	7,29%	1.636.664,35 €	9,28%
Used Cars	3.623	92,71%	16.002.615,77 €	90,72%
Total	3.908	100,00%	17.639.280,12 €	100,00%

Down Payment

Down Payment	Number of Loans	Percentage of Loans (%)	Outstanding Discounted Principal Balance (€)	Percentage of Balance (%)	Down Payment/Purchase Price in %
No downpayment	14.949	21,60%	131.193.904,76 €	21,60%	0,00%
<= 1.000,00	3.902	5,64%	26.552.910,27 €	4,37%	5,90%
1.000,01 - 2.000,00	5.696	8,23%	40.862.437,31 €	6,73%	11,96%
2.000,01 - 3.000,00	7.193	10,39%	57.169.599,19 €	9,41%	17,05%
3.000,01 - 4.000,00	6.095	8,81%	50.550.457,81 €	8,32%	20,96%
4.000,01 - 5.000,00	7.293	10,54%	66.335.865,16 €	10,92%	24,11%
5.000,01 - 6.000,00	4.643	6,71%	44.038.640,27 €	7,25%	26,80%
6.000,01 - 7.000,00	3.724	5,38%	36.162.660,88 €	5,95%	29,45%
7.000,01 - 8.000,00	3.484	5,03%	34.428.703,89 €	5,67%	32,30%
8.000,01 - 9.000,00	1.975	2,85%	19.361.881,37 €	3,19%	35,16%
9.000,01 - 10.000,00	3.437	4,97%	34.430.624,16 €	5,67%	37,22%
10.000,01 - 11.000,00	1.091	1,58%	10.803.915,04 €	1,78%	39,32%
11.000,01 - 12.000,00	1.207	1,74%	11.610.750,72 €	1,91%	42,55%
12.000,01 - 13.000,00	817	1,18%	8.382.126,21 €	1,38%	43,26%
13.000,01 - 14.000,00	627	0,91%	5.887.287,93 €	0,97%	45,89%
14.000,01 - 15.000,00	977	1,41%	10.154.717,96 €	1,67%	45,82%
> 15.000,00	2.091	3,02%	19.490.626,20 €	3,21%	54,48%
Total	69.201	100,00%	607.417.109,13 €	100,00%	23,45%

Statistics

	As of Initial Pool Cut	EoP Loan Receivables
Minimum Down Payment	10,87 €	400,00 €
Maximum Down Payment	56.100,00 €	31.000,00 €
Average Down Payment (Customer who did Down Payment)	5.358,29 €	5.907,59 €
Average Down Payment	4.093,27 €	4.631,42 €

Customer Type and Type of Payment
Customer Type

Customer Type	Number of Loans	Percentage of Loans (%)	Outstanding Discounted Principal Balance (€)	Percentage of Balance (%)
Corporate	13.938	20,14%	162.321.996,91 €	26,72%
Retail	55.263	79,86%	445.095.112,22 €	73,28%
Total	69.201	100,00%	607.417.109,13 €	100,00%

Type of Payment

Type of Payment	Number of Loans	Percentage of Loans (%)	Outstanding Discounted Principal Balance (€)	Percentage of Balance (%)
Direct Debit	68.427	98,88%	601.417.205,40 €	99,01%
Other	774	1,12%	5.999.903,73 €	0,99%
Total	69.201	100,00%	607.417.109,13 €	100,00%

Obligor Concentration
Distribution of Loan Contracts and Vehicles per Borrower (EoP)

Contracts- Concentration	Number of Customers	(%) of Customers	Number of Loans	(%) Percentage of Loans	Outstanding Discounted Principal Balance (€)	(%) of Balance
1	68.457	99,50%	68.457	98,92%	600.333.008,47 €	98,83%
2	300	0,44%	600	0,87%	6.067.105,72 €	1,00%
3	33	0,05%	99	0,14%	767.671,02 €	0,13%
4	4	0,01%	16	0,02%	56.768,72 €	0,01%
5	1	0,00%	5	0,01%	89.608,17 €	0,01%
6 - 10	2	0,00%	12	0,02%	82.731,12 €	0,01%
> 10	1	0,00%	12	0,02%	20.215,91 €	0,00%
Total	68.798	100,00%	69.201	100,00%	607.417.109,13 €	100,00%

Top 20 Borrower as of initial Pool Cut

Number	Outstanding Discounted Principal Balance (€)	(%) Percentage of Balance	Number of Contracts
1	281.320,28 €	0,0281%	15
2	180.708,19 €	0,0181%	6
3	155.196,12 €	0,0155%	3
4	152.835,43 €	0,0153%	7
5	122.026,27 €	0,0122%	3
6	115.747,48 €	0,0116%	2
7	104.419,55 €	0,0104%	8
8	103.762,03 €	0,0104%	4
9	98.332,90 €	0,0098%	2
10	95.209,47 €	0,0095%	1
11	89.608,49 €	0,0090%	2
12	86.662,13 €	0,0087%	8
13	82.062,50 €	0,0082%	1
14	78.515,78 €	0,0079%	1
15	77.125,24 €	0,0077%	2
16	76.928,92 €	0,0077%	1
17	74.853,62 €	0,0075%	1
18	74.125,52 €	0,0074%	2
19	74.047,82 €	0,0074%	4
20	73.778,61 €	0,0074%	3
Total 1 -20	2.197.266,35 €	0,2197%	76

Top 20 Borrower as of End of Period

Number	Outstanding Discounted Principal Balance (€)	(%) of Balance	Number of Contracts
1	109.152,48 €	0,0180%	1
2	98.600,81 €	0,0162%	1
3	89.608,17 €	0,0148%	5
4	83.823,00 €	0,0138%	1
5	79.226,45 €	0,0130%	1
6	75.268,10 €	0,0124%	1
7	68.266,39 €	0,0112%	2
8	65.672,86 €	0,0108%	1
9	65.161,35 €	0,0107%	1
10	63.053,93 €	0,0104%	2
11	62.969,64 €	0,0104%	2
12	62.829,79 €	0,0103%	1
13	61.548,93 €	0,0101%	2
14	60.728,19 €	0,0100%	1
15	59.839,43 €	0,0099%	1
16	59.635,64 €	0,0098%	2
17	58.743,85 €	0,0097%	1
18	57.720,55 €	0,0095%	2
19	56.690,30 €	0,0093%	2
20	56.149,51 €	0,0092%	1
Total 1 -20	1.394.689,37 €	0,2296%	31

Distribution by Outstanding Discounted Principal Balance
As of Initial Pool Cut

Distribution by Outstanding Discounted Principal Balance (€)	Number of Loans	Percentage of Loans (%)	Outstanding Discounted Principal Balance (€)	Percentage of Balance (%)
0,01 - 5.000,00	15.616	16,23%	56.721.890,84 €	5,67%
5.000,01 - 10.000,00	39.524	41,09%	295.339.090,86 €	29,53%
10.000,01 - 15.000,00	23.184	24,10%	282.497.705,75 €	28,25%
15.000,01 - 20.000,00	10.939	11,37%	187.855.184,48 €	18,79%
20.000,01 - 25.000,00	4.341	4,51%	96.033.480,88 €	9,60%
25.000,01 - 30.000,00	1.508	1,57%	40.770.430,57 €	4,08%
> 30.000,00	1.082	1,12%	40.787.974,63 €	4,08%
Total	96.194	100,00%	1.000.005.758,01 €	100,00%

As of the EoP after origination of additional Loan Receivables

Distribution by Outstanding Discounted Principal Balance (€)	Number of Loans	Percentage of Loans (%)	Outstanding Discounted Principal Balance (€)	Percentage of Balance (%)
0,01 - 5.000,00	20.595	29,76%	51.377.829,89 €	8,46%
5.000,01 - 10.000,00	23.863	34,48%	179.306.427,72 €	29,52%
10.000,01 - 15.000,00	15.195	21,96%	184.933.797,40 €	30,45%
15.000,01 - 20.000,00	6.188	8,94%	105.550.248,64 €	17,38%
20.000,01 - 25.000,00	2.076	3,00%	45.685.379,62 €	7,52%
25.000,01 - 30.000,00	692	1,00%	18.711.691,92 €	3,08%
> 30.000,00	592	0,86%	21.851.733,94 €	3,60%
Total	69.201	100,00%	607.417.109,13 €	100,00%

Statistics

	As of initial Pool Cut	EoP Loan Receivables
Minimum Outstanding Discounted Principal Balance	504,95 €	1.213,97 €
Maximum Outstanding Discounted Principal Balance	95.209,47 €	109.152,48 €
Average Outstanding Discounted Principal Balance	10.395,72 €	8.777,58 €

Distribution by Original Principal Balance
As of initial Pool Cut

Distribution by Original Principal Balance (€)	Number of Loans	Percentage of Loans (%)	Outstanding Discounted Principal Balance (€)	Percentage of Balance (%)
0,01 - 5.000,00	4.646	4,83%	12.584.102,08 €	1,26%
5.000,01 - 10.000,00	25.283	26,28%	139.059.531,92 €	13,91%
10.000,01 - 15.000,00	29.377	30,54%	257.180.229,29 €	25,72%
15.000,01 - 20.000,00	18.317	19,04%	226.291.149,28 €	22,63%
20.000,01 - 25.000,00	10.074	10,47%	163.742.481,08 €	16,37%
25.000,01 - 30.000,00	4.701	4,89%	94.706.906,87 €	9,47%
> 30.000,00	3.796	3,95%	106.441.357,49 €	10,64%
Total	96.194	100,00%	1.000.005.758,01 €	100,00%

As of the EoP after origination of additional Loan Receivables

Distribution by Original Principal Balance (€)	Number of Loans	Percentage of Loans (%)	Outstanding Discounted Principal Balance (€)	Percentage of Balance (%)
0,01 - 5.000,00	1.631	2,36%	2.031.717,30 €	0,33%
5.000,01 - 10.000,00	11.478	16,59%	37.005.093,90 €	6,09%
10.000,01 - 15.000,00	19.808	28,62%	120.401.375,06 €	19,82%
15.000,01 - 20.000,00	15.880	22,95%	142.108.546,03 €	23,40%
20.000,01 - 25.000,00	9.910	14,32%	118.498.027,99 €	19,51%
25.000,01 - 30.000,00	5.399	7,80%	79.928.529,44 €	13,16%
> 30.000,00	5.095	7,36%	107.443.819,41 €	17,69%
Total	69.201	100,00%	607.417.109,13 €	100,00%

Statistics

	As of initial Pool Cut	EoP Loan Receivables
Minimum Original Principal Balance	762,72 €	780,48 €
Maximum Original Principal Balance	123.018,48 €	173.026,80 €
Average Original Principal Balance	14.434,77 €	17.115,44 €

Interest Rate paid by the Receivable Debtor

Information Date: 17.11.2006

Interest Rate paid by the Receivable Debtor	Number of Loans	Percentage of Loans (%)	Outstanding Discounted Principal Balance (€)	Percentage of Balance (%)
0,1 % - 0,5 %	652	0,68%	7.029.310,02 €	0,70%
0,6 % - 1,0 %	10.290	10,70%	142.464.924,68 €	14,25%
1,1 % - 1,5 %	40	0,04%	470.225,01 €	0,05%
1,6 % - 2,0 %	8.956	9,31%	101.248.072,68 €	10,12%
2,1 % - 2,5 %	45	0,05%	668.446,00 €	0,07%
2,6 % - 3,0 %	3.703	3,85%	35.611.305,07 €	3,56%
3,1 % - 3,5 %	32	0,03%	383.421,60 €	0,04%
3,6 % - 4,0 %	8.877	9,23%	116.518.497,59 €	11,65%
4,1 % - 4,5 %	55	0,06%	870.591,16 €	0,09%
4,6 % - 5,0 %	9.628	10,01%	111.453.642,49 €	11,15%
5,1 % - 5,5 %	84	0,09%	1.183.336,18 €	0,12%
5,6 % - 6,0 %	2.757	2,87%	31.013.153,33 €	3,10%
6,1 % - 6,5 %	5.332	5,54%	48.313.154,26 €	4,83%
6,6 % - 7,0 %	28.596	29,73%	269.072.328,61 €	26,91%
7,1 % - 7,5 %	1.417	1,47%	11.440.119,24 €	1,14%
7,6 % - 8,0 %	8.017	8,33%	68.600.513,43 €	6,86%
8,1 % - 8,5 %	411	0,43%	3.600.242,49 €	0,36%
8,6 % - 9,0 %	3.046	3,17%	21.634.517,49 €	2,16%
9,1 % - 9,5 %	752	0,78%	3.676.548,38 €	0,37%
9,6 % - 10,0 %	1.799	1,87%	13.856.019,72 €	1,39%
> 10,0 %	1.705	1,77%	10.897.388,58 €	1,09%
Total	96.194	100,00%	1.000.005.758,01 €	100,00%

EoP Loan Receivables

Interest Rate paid by the Receivable Debtor	Number of Loans	Percentage of Loans (%)	Outstanding Discounted Principal Balance (€)	Percentage of Balance (%)
0,1 % - 0,5 %	387	0,56%	3.149.131,91 €	0,52%
0,6 % - 1,0 %	11.939	17,25%	109.781.068,75 €	18,07%
1,1 % - 1,5 %	27	0,04%	252.221,74 €	0,04%
1,6 % - 2,0 %	5.311	7,67%	56.201.961,95 €	9,25%
2,1 % - 2,5 %	33	0,05%	359.304,96 €	0,06%
2,6 % - 3,0 %	8.417	12,16%	93.527.385,67 €	15,40%
3,1 % - 3,5 %	15	0,02%	166.568,31 €	0,03%
3,6 % - 4,0 %	8.902	12,86%	89.639.747,05 €	14,76%
4,1 % - 4,5 %	15	0,02%	189.418,66 €	0,03%
4,6 % - 5,0 %	6.920	10,00%	67.741.470,36 €	11,15%
5,1 % - 5,5 %	538	0,78%	6.443.092,05 €	1,06%
5,6 % - 6,0 %	3.097	4,48%	31.329.789,75 €	5,16%
6,1 % - 6,5 %	1.503	2,17%	9.227.722,72 €	1,52%
6,6 % - 7,0 %	9.180	13,27%	62.308.940,18 €	10,26%
7,1 % - 7,5 %	2.546	3,68%	17.873.340,53 €	2,94%
7,6 % - 8,0 %	6.365	9,20%	39.134.155,04 €	6,44%
8,1 % - 8,5 %	694	1,00%	3.936.721,24 €	0,65%
8,6 % - 9,0 %	1.773	2,56%	8.586.661,82 €	1,41%
9,1 % - 9,5 %	55	0,08%	184.269,44 €	0,03%
9,6 % - 10,0 %	894	1,29%	4.336.913,61 €	0,71%
> 10,0 %	590	0,85%	3.047.223,39 €	0,50%
Total	69.201	100,00%	607.417.109,13 €	100,00%

Statistics

	As of initial Pool Cut	EoP Loan Receivables
Minimum Interest Rate Debtor	0,10%	0,10%
Maximum Interest Rate Debtor	13,49%	13,99%
Weighted Average Interest Rate Debtor	4,96%	4,15%

Distribution by Original Term
As of initial Pool Cut

Lenght of Original Term (months)	Number of Loans	Percentage of Loans (%)	Outstanding Discounted Principal Balance (€)	Percentage of Balance (%)
01 - 12	0	0,00%	- €	0,00%
13 - 24	2.155	2,24%	14.223.565,54 €	1,42%
25 - 36	21.459	22,31%	201.321.049,62 €	20,13%
37 - 48	42.876	44,57%	469.928.522,13 €	46,99%
49 - 60	21.292	22,13%	241.403.237,40 €	24,14%
61 - 72	8.412	8,74%	73.129.383,32 €	7,31%
> 72	0	0,00%	- €	0,00%
Total	96.194	100,00%	1.000.005.758,01 €	100,00%

EoP Loan Receivables

Lenght of Original Term (months)	Number of Loans	Percentage of Loans (%)	Outstanding Discounted Principal Balance (€)	Percentage of Balance (%)
01 - 12	3	0,00%	14.146,01 €	0,00%
13 - 24	733	1,06%	3.156.932,10 €	0,52%
25 - 36	12.778	18,47%	128.883.508,09 €	21,22%
37 - 48	37.703	54,48%	353.399.392,73 €	58,18%
49 - 60	13.628	19,69%	105.507.399,84 €	17,37%
61 - 72	4.313	6,23%	16.287.396,36 €	2,68%
>72	43	0,06%	168.334,00 €	0,03%
Total	69.201	100,00%	607.417.109,13 €	100,00%

Statistics

	As of initial Pool Cut	EoP Loan Receivables
Minimum Original Term in months	20	3
Maximum Original Term in months	72	81
Weighted Average Original Term in months	48,35	48,42

Distribution by Remaining Term
As of initial Pool Cut

Lenght of Remaining Term (months)	Number of Loans	Percentage of Loans (%)	Outstanding Discounted Principal Balance (€)	Percentage of Balance (%)
01 - 12	0	0,00%	- €	0,00%
13 - 24	17.217	17,90%	128.248.285,17 €	12,82%
25 - 36	35.319	36,72%	342.237.205,69 €	34,22%
37 - 48	35.677	37,09%	434.502.672,17 €	43,45%
49 - 60	7.981	8,30%	95.017.594,98 €	9,50%
> 60	0	0,00%	- €	0,00%
Total	96.194	100,00%	1.000.005.758,01 €	100,00%

EoP Loan Receivables

Lenght of Remaining Term (months)	Number of Loans	Percentage of Loans (%)	Outstanding Discounted Principal Balance (€)	Percentage of Balance (%)
0 - 12	32.748	47,32%	233.140.086,54 €	38,38%
13 - 24	22.585	32,64%	222.916.360,62 €	36,70%
25 - 36	12.284	17,75%	135.528.567,99 €	22,31%
37 - 48	1.563	2,26%	15.595.687,60 €	2,57%
49 - 60	20	0,03%	228.063,75 €	0,04%
>60	1	0,00%	8.342,63 €	0,00%
Total	69.201	100,00%	607.417.109,13 €	100,00%

Statistics

	As of initial Pool Cut	EoP Loan Receivables
Minimum Remaining Term in months	18	1
Maximum Remaining Term in months	60	64
Weighted Average Remaining Term in months	35,27	14,81

Seasoning
As of initial Pool Cut

Seasoning (months)	Number of Loans	Percentage of Loans (%)	Outstanding Discounted Principal Balance (€)	Percentage of Balance (%)
<= 06	30.558	31,77%	383.353.876,97 €	38,34%
07 - 12	20.802	21,63%	215.971.023,34 €	21,60%
13 - 18	19.630	20,41%	186.162.638,32 €	18,62%
19 - 24	11.359	11,81%	106.898.547,82 €	10,69%
25 - 30	8.385	8,72%	69.075.589,33 €	6,91%
31 - 36	3.216	3,34%	25.728.447,17 €	2,57%
37 - 42	1.438	1,49%	8.569.587,66 €	0,86%
43 - 50	806	0,84%	4.246.047,40 €	0,42%
> 50	0	0,00%	- €	0,00%
Total	96.194	100,00%	1.000.005.758,01 €	100,00%

EoP Loan Receivables

Seasoning (months)	Number of Loans	Percentage of Loans (%)	Outstanding Discounted Principal Balance (€)	Percentage of Balance (%)
<=6	10	0,01%	110.165,04 €	0,02%
07 - 12	220	0,32%	2.861.048,23 €	0,47%
13 - 18	7.167	10,36%	80.599.810,77 €	13,27%
19 - 24	12.285	17,75%	136.481.927,80 €	22,47%
25 - 30	9.869	14,26%	98.068.191,28 €	16,15%
31 - 36	10.740	15,52%	96.615.599,20 €	15,91%
37 - 42	9.277	13,41%	74.870.538,06 €	12,33%
43 - 50	14.263	20,61%	102.652.646,86 €	16,90%
>50	5.370	7,76%	15.157.181,89 €	2,50%
Total	69.201	100,00%	607.417.109,13 €	100,00%

Statistics

	As of initial Pool Cut	EoP Loan Receivables
Weighted Average Seasoning Term in months	13,44	33,83

Credit Type and Type of Car

Credit Type as of initial Pool Cut

Credit Type	Number of Loans	Percentage of Loans (%)	Outstanding Discounted Principal Balance (€)	Percentage of Balance (%)
Balloon	57.881	60,17%	709.410.381,25 €	70,94%
Equal-Installment Loan	38.313	39,83%	290.595.376,76 €	29,06%
Total	96.194	100,00%	1.000.005.758,01 €	100,00%

Type of Car as of initial Pool Cut

Type of Car	Number of Loans	Percentage of Loans (%)	Outstanding Discounted Principal Balance (€)	Percentage of Balance (%)
New	39.075	40,62%	500.082.484,41 €	50,01%
Used	57.119	59,38%	499.923.273,60 €	49,99%
Total	96.194	100,00%	1.000.005.758,01 €	100,00%

Type of Car: only Balloon Loans as of initial Pool Cut

Type of Car	Number of Loans	Percentage of Loans (%)	Outstanding Discounted Principal Balance (€)	Percentage of Balance (%)
New	26.328	45,49%	382.694.357,77 €	53,95%
Used	31.553	54,51%	326.716.023,48 €	46,05%
Total	57.881	100,00%	709.410.381,25 €	100,00%

Type of Car: only Equal-Installment Loans as of initial Pool Cut

Type of Car	Number of Loans	Percentage of Loans (%)	Outstanding Discounted Principal Balance (€)	Percentage of Balance (%)
New	12.747	33,27%	117.388.126,64 €	40,40%
Used	25.566	66,73%	173.207.250,12 €	59,60%
Total	38.313	100,00%	290.595.376,76 €	100,00%

Credit Type (as of EoP)

Credit Type	Number of Loans	Percentage of Loans (%)	Outstanding Discounted Principal Balance (€)	Percentage of Balance (%)
Balloon	49.657	71,76%	529.030.513,53 €	87,10%
Equal-Instalment Loan	19.544	28,24%	78.386.595,60 €	12,90%
Total	69.201	100,00%	607.417.109,13 €	100,00%

Type of Car (as of EoP)

Type of Car	Number of Loans	Percentage of Loans (%)	Outstanding Discounted Principal Balance (€)	Percentage of Balance (%)
New	39.067	56,45%	398.772.638,29 €	65,65%
Used	30.134	43,55%	208.644.470,84 €	34,35%
Total	69.201	100,00%	607.417.109,13 €	100,00%

Type of Car: only Balloon Loans (as of EoP)

Type of Car	Number of Loans	Percentage of Loans (%)	Outstanding Discounted Principal Balance (€)	Percentage of Balance (%)
New	31.394	63,22%	363.970.173,12 €	68,80%
Used	18.263	36,78%	165.060.340,41 €	31,20%
Total	49.657	100,00%	529.030.513,53 €	100,00%

Type of Car: only Equal-Installment Loans (as of EoP)

Type of Car	Number of Loans	Percentage of Loans (%)	Outstanding Discounted Principal Balance (€)	Percentage of Balance (%)
New	7.673	39,26%	34.802.465,17 €	44,40%
Used	11.871	60,74%	43.584.130,43 €	55,60%
Total	19.544	100,00%	78.386.595,60 €	100,00%

Balloon in % of Outstanding Original Principal Balance

Length of Remaining Term months	Number of Loans	Percentage of Loans (%) of Total Balloon Loans	Balloon	Balloon in % of Original Principal Balance
0	1.334	2,69%	11.963.222,42 €	44,04%
1	1.415	2,85%	11.958.788,00 €	45,51%
2	2.061	4,15%	17.271.286,33 €	46,31%
3	2.344	4,72%	20.148.357,88 €	46,33%
4	2.640	5,32%	21.988.989,71 €	45,89%
5	2.607	5,25%	21.966.787,28 €	46,32%
6	1.703	3,43%	14.199.572,65 €	44,08%
7	1.490	3,00%	12.449.706,77 €	45,85%
8	1.772	3,57%	14.777.637,95 €	46,09%
9	1.719	3,46%	14.688.298,18 €	45,92%
10	1.599	3,22%	13.523.864,87 €	46,14%
11	1.657	3,34%	14.599.616,31 €	45,92%
12	1.518	3,06%	12.825.167,26 €	45,53%
13	1.547	3,12%	13.384.942,39 €	46,65%
14	2.027	4,08%	17.412.521,61 €	47,31%
15	1.991	4,01%	17.837.223,66 €	46,98%
16	1.790	3,60%	16.104.571,15 €	47,17%
17	1.678	3,38%	15.944.187,51 €	46,85%
18	1.334	2,69%	11.597.666,93 €	45,21%
19	1.465	2,95%	12.634.031,47 €	45,68%
20	1.258	2,53%	10.705.699,29 €	45,68%
21	1.156	2,33%	9.676.489,57 €	45,02%
22	946	1,91%	7.954.112,39 €	43,95%
23	859	1,73%	7.006.487,56 €	43,32%
24	733	1,48%	5.879.556,56 €	43,15%
25	641	1,29%	5.022.579,16 €	41,67%
26	1.079	2,17%	8.912.142,00 €	42,78%
27	1.012	2,04%	7.982.647,81 €	42,17%
28	875	1,76%	7.175.659,10 €	43,34%
29	673	1,36%	5.499.273,99 €	41,99%
30	569	1,15%	4.375.741,50 €	40,93%
31	833	1,68%	6.027.892,31 €	42,62%
32	973	1,96%	7.132.674,45 €	42,07%
33	778	1,57%	5.725.728,61 €	41,94%
34	592	1,19%	4.281.238,06 €	42,48%
35	432	0,87%	3.197.522,01 €	41,42%
36	240	0,48%	1.792.839,38 €	42,12%
37	102	0,21%	548.109,38 €	32,90%
38	70	0,14%	460.679,80 €	36,43%
39	52	0,10%	269.232,46 €	32,93%
40	43	0,09%	236.277,08 €	33,41%
41	28	0,06%	144.669,10 €	30,97%
42	13	0,03%	89.117,66 €	27,26%
46	4	0,01%	26.393,37 €	26,90%
48	3	0,01%	18.536,46 €	27,83%
49	1	0,00%	4.000,00 €	20,18%
50	1	0,00%	17.625,43 €	36,85%
Total	49.657	100,00%	417.439.364,82 €	45,15%

Distribution by Vehicle Makes and Models

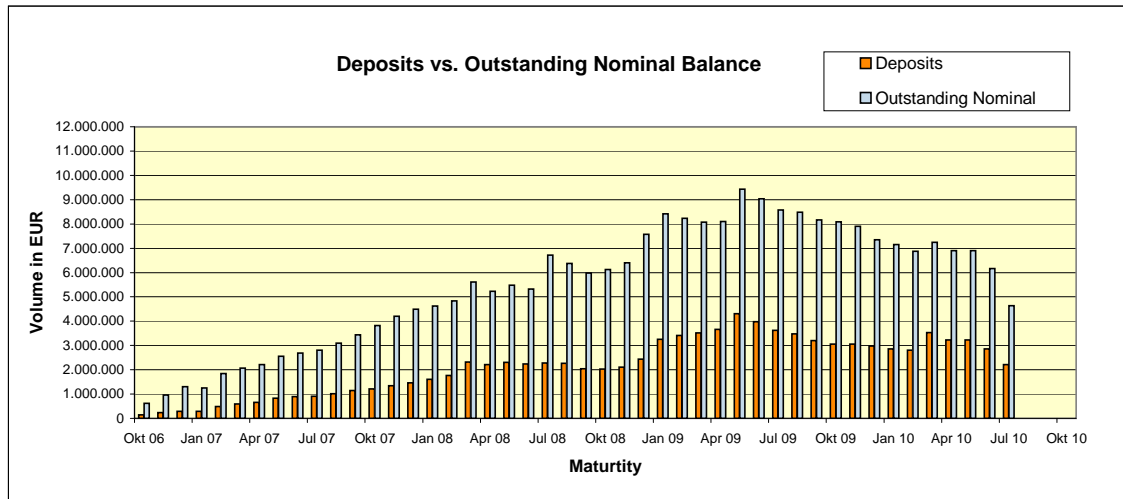
Make	Model	Number of Loans	Percentage of Loans (%)	Outstanding Discounted Principal Balance (€)	Percentage of Balance (%)
Audi	A2	227	0,3280%	816.657,74 €	0,1344%
	A3	2.873	4,1517%	30.223.795,47 €	4,9758%
	A4	3.924	5,6704%	43.102.628,99 €	7,0961%
	A5	130	0,1879%	3.745.546,60 €	0,6166%
	A6	1.583	2,2875%	22.094.014,46 €	3,6374%
	A8	142	0,2052%	3.044.763,71 €	0,5013%
	TT	511	0,7384%	7.391.728,29 €	1,2169%
	Q5	24	0,0347%	791.158,41 €	0,1302%
	Q7	169	0,2442%	5.791.195,80 €	0,9534%
	Other	10	0,0145%	57.960,07 €	0,0095%
	Subtotal	9.593	13,8625%	117.059.449,54 €	19,2717%
Seat	Alhambra	310	0,4480%	2.682.813,54 €	0,4417%
	Altea	215	0,3107%	1.301.782,20 €	0,2143%
	Arosa	152	0,2197%	267.782,99 €	0,0441%
	Cordoba	115	0,1662%	336.559,79 €	0,0554%
	Ibiza	2.127	3,0737%	12.613.237,42 €	2,0765%
	Inca	9	0,0130%	15.759,03 €	0,0026%
	Leon	1.200	1,7341%	8.945.658,37 €	1,4727%
	Marbella	1	0,0014%	426,57 €	0,0001%
	Toledo	893	1,2904%	7.136.615,08 €	1,1749%
	Exeo	1	0,0014%	7.765,23 €	0,0013%
	Other	0	0,0000%	- €	0,0000%
	Subtotal	5.023	7,2586%	33.308.400,22 €	5,4836%
Skoda	Fabia	4.257	6,1516%	24.552.837,19 €	4,0422%
	Felicia, Favorit	9	0,0130%	15.819,35 €	0,0026%
	Octavia	3.261	4,7124%	28.939.964,52 €	4,7644%
	Superb	299	0,4321%	3.376.060,71 €	0,5558%
	Roomster	874	1,2630%	7.176.098,91 €	1,1814%
	Yeti	1	0,0014%	8.618,20 €	0,0014%
	Other	2	0,0029%	10.639,47 €	0,0018%
	Subtotal	8.703	12,5764%	64.080.038,35 €	10,5496%
VW	Bora	273	0,3945%	1.040.687,77 €	0,1713%
	Caddy	1.345	1,9436%	10.990.941,19 €	1,8095%
	Käfer	2	0,0029%	9.964,78 €	0,0016%
	Fox	1.460	2,1098%	7.214.937,57 €	1,1878%
	Golf	15.842	22,8927%	129.436.895,78 €	21,3094%
	EOS	690	0,9971%	10.277.243,49 €	1,6920%
	Jetta, Vento	358	0,5173%	3.004.679,61 €	0,4947%
	LT, Crafter	65	0,0939%	655.083,74 €	0,1078%
	Lupo	354	0,5116%	829.441,66 €	0,1366%
	New Beetle	401	0,5795%	3.163.634,69 €	0,5208%
	Passat	4.729	6,8337%	49.717.190,22 €	8,1850%
	Phaeton	47	0,0679%	743.315,23 €	0,1224%
	Polo	7.206	10,4131%	46.330.303,60 €	7,6274%
	Sharan	1.084	1,5665%	10.378.378,61 €	1,7086%
	T4, T5	2.340	3,3815%	27.934.652,80 €	4,5989%
	Touareg	361	0,5217%	7.738.008,93 €	1,2739%
	Touran	4.612	6,6646%	51.593.061,42 €	8,4938%
	Tiguan	660	0,9537%	12.049.801,25 €	1,9838%
	Scirocco	143	0,2066%	2.215.822,32 €	0,3648%
	Other	2	0,0029%	5.896,24 €	0,0010%
	Subtotal	41.974	60,6552%	375.329.940,90 €	61,7911%
Non VW Group Vehicles	Subtotal	3.908	5,6473%	17.639.280,12 €	2,9040%
	Total	69.201	100,0000%	607.417.109,13 €	100,0000%

Geographic Distribution

Region	Number of Loans	Percentage of Loans (%)	Outstanding Discounted Principal Balance (€)	Percentage of Balance (%)
Baden-Wuerttemberg	7.572	10,94%	70.662.644,50 €	11,63%
Bavaria	8.451	12,21%	80.902.203,05 €	13,32%
Berlin	1.505	2,17%	14.646.892,56 €	2,41%
Brandenburg	2.934	4,24%	24.551.794,01 €	4,04%
Bremen	403	0,58%	3.461.816,27 €	0,57%
Hamburg	1.081	1,56%	9.584.687,71 €	1,58%
Hesse	4.889	7,06%	44.971.200,55 €	7,40%
Lower Saxony	7.302	10,55%	61.708.557,05 €	10,16%
Mecklenburg-Vorpommern	2.310	3,34%	17.931.220,22 €	2,95%
North Rhine-Westphalia	13.661	19,74%	118.864.133,45 €	19,57%
Rhineland-Palatinate	3.098	4,48%	26.836.205,41 €	4,42%
Saarland	513	0,74%	4.386.874,58 €	0,72%
Saxony	5.717	8,26%	48.459.503,75 €	7,98%
Saxony-Anhalt	3.562	5,15%	28.501.868,26 €	4,69%
Schleswig-Holstein	2.628	3,80%	20.930.590,36 €	3,45%
Thuringia	3.575	5,17%	31.016.917,38 €	5,11%
Total	69.201	100,00%	607.417.109,13 €	100,00%

Potential Set Off Risk

	Number of Customers with Deposits	Deposits	Outstanding Nominal Balance of customer with deposit	Outstanding Discounted Principal Balance of customers with deposit	Discounted Principal Balance EoP
	511	2.212.444,72 €	4.819.233,95 €	4.632.616,26 €	607.417.109,13 €
Total	511	2.212.444,72 €	4.819.233,95 €	4.632.616,26 €	607.417.109,13 €



	Current Set Off Risk	Trigger*
% of Aggregate Discounted Principal Balance	0,3642%	1,0000%

* Breach of this trigger in conjunction with the loss of VW Bank's investment grade rating, obliges VW Bank to post additional collateral equal to the potential set-off risk which will be adjusted on a monthly basis (the "Set-Off Risk Reserve"). The Set-Off Risk Reserve shall be deposited in the Cash Collateral Account and is exclusively reserved to cover set-off risks.

Glossary

Additional Overcollateralisation Percentage:	VW Bank will sell Additional Loan Receivables to Driver Three at any Additional Purchase Date for a purchase Price (the "Additional Purchase Price") equalling the Discounted Principal Balance of such Additional Loan Receivables as of the respective Additional Cutoff Date multiplied by a factor of 0.97 (i.e. 1.00 minus 0.03 (the additional overcollateralisation percentage of 3.00% divided by 100)) (the "Additional Overcollateralisation Percentage")
Accumulation Account:	During the Revolving Period, on each Payment Date (each an Additional Purchase Date) collections and other funds received during each Monthly Period that are allocable to the principal of the Notes pursuant to step tenth of the Order of Priority as defined in § 23(3)(i)(A) of the Trust Agreement shall be transferred on the Payment Date into the Accumulation Account. The amounts deposited in the Accumulation Account shall be used by the Issuer at VW Bank's discretion for the purchase of Additional Loan Receivables from VW Bank. To the extent that amounts allocated for the purchase of Additional Loan Receivables are not utilised on any Additional Purchase Date, such amounts shall remain deposited in the Accumulation Account to purchase Additional Loan Receivables on subsequent Additional Purchase Dates during the Revolving Period. During the Revolving Period an amount which equals up to 10 % of the Aggregate Discounted Principal Balance on two subsequent Payment Dates may be held in the Accumulation Account without triggering an Early Amortisation Event. No funds will be deposited in the Accumulation Account on any Payment Date after the termination of the Revolving Period (including, following the occurrence of an Early Amortisation Event).
Cash Collateral Increase Event:	A "Cash Collateral Increase Event" means the day when VW Bank receives the notification by Fitch that Fitch has determined that VW Bank's capacity for meeting its financial commitments would no longer equal a rating of at least F3 by Fitch.
Collections:	Available Distribution Amount on each payment day as described in the Offering Circular.
Contracts after Final Statement:	Contracts without a collateral.
Delinquent contract:	The outstanding value of a contract which were past due more than 30 days.
Defaulted contract:	The outstanding value of a terminated contract
Late Delinquency Ratio:	"Late Delinquency Ratio" means, expressed as a percentage, the ratio of (i) Late Delinquency Loan Receivables as nominator and (ii) the Aggregate Discounted Principal Balance as denominator.
Late Delinquency Loan Receivables:	Late Delinquency Loan Receivables" means (i) any Loan Receivables for which more than six instalments are overdue and (ii) any Loan Receivable which is classified as "After Final Statement".
Contract after Final Statement	A contract for which no collateral exist anymore.
Write Off:	The value of contracts which were written off as irrevocable.
Discount:	Reimbursement of interest which was calculated on the initial term and which was not used eg. due to a termination of a contract.
Recoveries:	All money received after a termination of a contract
Revolving Period:	Means the time from October 27th, 2006 until November 20th, 2009 During the Revolving Period, no principal will be paid to the Noteholders. Instead, on each Payment Date during the Revolving Period, amounts allocable to principal payments will be used to purchase Additional Loan Receivables. If such amounts are not applied to purchase Additional Loan Receivables, then such amounts will be deposited to the Accumulation Account. If such amounts deposited into the Accumulation Account during the Revolving Period exceed a certain percentage of the Aggregate Discounted Principal Balance of the Loan Receivables over a certain period (calculated as if all amounts had been reinvested in Loan Receivables), then an Early Amortisation Event will occur. If an Early Amortisation Event occurs, the Revolving Period will terminate and the Amortisation period will commence.
Net Swap Payment:	Positive Value means that Driver Three is in a receiving position/Negative value means that Driver Three is in a paying Position.
BoP:	Beginn of Period
EoP:	End of Period