

**Deal Name:** DRIVER THREE

**Issuer:** DRIVER THREE GmbH  
Eschenheimer Anlage 1  
60316 Frankfurt am Main  
Federal Republic of Germany

**Servicer Name:** VOLKSWAGEN BANK GmbH  
**Reporting Entity:** ABS Operations  
Dep. F-RWABO  
Gifhorner Straße 57  
38112 Braunschweig  
Federal Republic of Germany

**Contact:** phone +49 (0) 531 212 1358  
fax: +49 (0) 531/ 212 77540  
ABSOperations@vwfs.com

**Administrator:** TMF Deutschland AG  
Eschenheimer Anlage 1  
60316 Frankfurt/Main  
Federal Republic of Germany

**IMPORTANT NOTICE:**

**This reporting period is the LAST Top-Up Period. Thereafter, the transaction goes into amortisation.**

Page	Tables of Contents
2	Overview
3	Deal Overview
4	Deal Overview: Counterparties (continue´d)
5	Volkswagen Bank GmbH and Volkswagen AG Rating
6	Notes Information
7	Notes Information continue'd
8	Pool Information
9	Pool Information continue'd
10	Pool Information continue'd
11	Pool Information continue'd
12	Pool Information continue'd
13	Credit Enhancement
14	Performance Trigger
15	Early Amortization Trigger
16	Early Amortization Trigger (continue´d)
17	Pool Concentration
18	Run Out Schedule
19	Waterfall
20	Make: New and Used Cars
21	Down Payment
22	Customer Type and Type of Payment
23	Obliger Concentration
24	Distribution by Outstanding Discounted Principal Balance
25	Distribution by Original Principal Balance
26	Interest Rate paid by the Receivable Debtor
27	Distribution by Original Term
28	Distribution by Remaining Term
29	Seasoning
30	Credit Type and Type of Car
31	Balloon in % of Outstanding Original Principal Balance
32	Distribution by Vehicle Makes and Models
33	Geographic Distribution
34	Potential Set Off Risk
35	Glossary

**Deal Overview**

**Deal Name:** DRIVER THREE  
**Issuer:** DRIVER THREE GmbH  
 Eschenheimer Anlage 1  
 60316 Frankfurt am Main  
 Federal Republic of Germany  
**Servicer Name:** VOLKSWAGEN BANK GmbH  
**Reporting Entity:** Gifhorner Straße 57  
 38112 Braunschweig  
 Federal Republic of Germany  
**Contact:** ABSOperations@VWFS.com  
 +49 (0) 531 212 3718  
**Administrator:** TMF Deutschland AG  
 Eschenheimer Anlage 1  
 60316 Frankfurt/Main  
 Federal Republic of Germany

**Counterparty Details (Banks)**  
**Joint Lead Manager:** BNP Paribas  
 10 Harewood Avenue  
 London NW1 6AA  
 United Kingdom  
 SEB  
 Ulmenstraße 30  
 60283 Frankfurt/Main  
 Federal Republic of Germany  
**Accounts:** BNP PARIBAS  
 Cash Collateral  
 Distribution  
 Accumulation  
 Luxembourg Branch 33  
 Rue de Gasperich  
 Howald-Hesperange  
 2085 Luxembourg  
 Luxembourg  
**Listing Agent:** BNP PARIBAS  
 Luxembourg Branch 33  
 Rue de Gasperich  
 Howald-Hesperange  
 2085 Luxembourg  
 Luxembourg  
**Paying and Calculation Agent:** BNP PARIBAS  
 Luxembourg Branch 33  
 Rue de Gasperich  
 Howald-Hesperange  
 2085 Luxembourg  
 Luxembourg  
**Class A and B Swap Counterparty:** Hessische Landesbank  
 Neue Mainzer Straße 52-58  
 60 311 Frankfurt am Main  
 Federal Republic of Germany

Moody's			Fitch			S&P		
Short Term	Long Term	Outlook	Short Term	Long Term	Outlook	Short Term	Long Term	Outlook
P-1	Aa1	Negative	F1+	AA	Negative	A-1+	AA	Negative
P-1	A1	Negative	F1	A+	Stable	A-1	A	Negative
P-1	Aa1	Negative	F1+	AA	Negative	A-1+	AA	Negative
P-1	Aa1	Negative	F1+	AA	Negative	A-1+	AA	Negative
P-1	Aa1	Negative	F1+	AA	Negative	A-1+	AA	Negative
P-1	Aa2	Stable	F1+	A+	Stable	A-1	A	Negative

\* Ratings updated on 06/10/2009

**Deal Overview: Counterparties (continue´d)**

**Security Trustee:** **FAEGRE & BENSON LLP**  
**Data Protection Trustee:** Neue Mainzer Straße 52-58  
 60 311 Frankfurt am Main  
 Federal Republic of Germany

**Rating Agency:** **MOODY's Deutschland GmbH**  
 An der Welle 5  
 60322 Frankfurt/Main  
 Federal Republic of Germany

**Rating Agency:** **FITCH Ratings Limited**  
 Fitch Deutschland GmbH  
 Junghofstrasse 24  
 60311 Frankfurt  
 Federal Republic of Germany

**Rating Agency:** **S&P**  
 Standard & Poor´s  
 Neue Mainzer Straße 52  
 60311 Frankfurt/Main  
 Federal Republic of Germany

**Cut Off Date:** September 30th, 2006

**Final Maturity Date:** October 2015

**Final Scheduled Payment Date:** October 2014

**Revolving Period (from/until):** October 27th, 2006 until November 20th, 2009

**Reporting Date:** 17th of each month  
 (for previous month)

**Reporting Period:** Monthly

**Payment Date:** 21st of each month

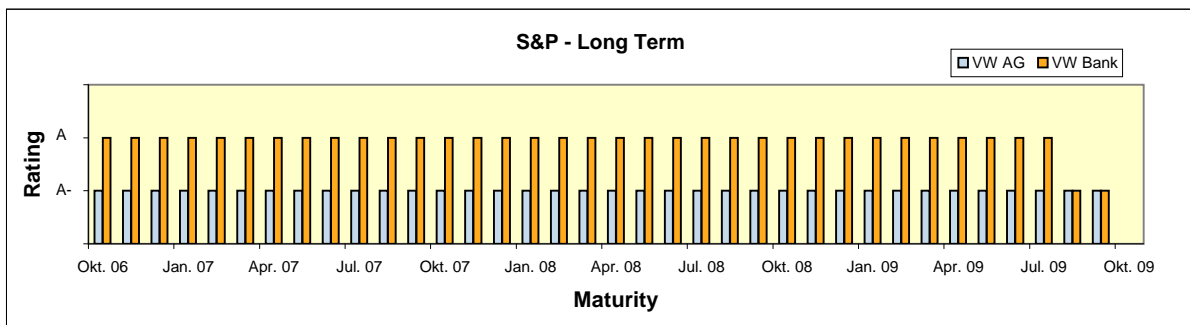
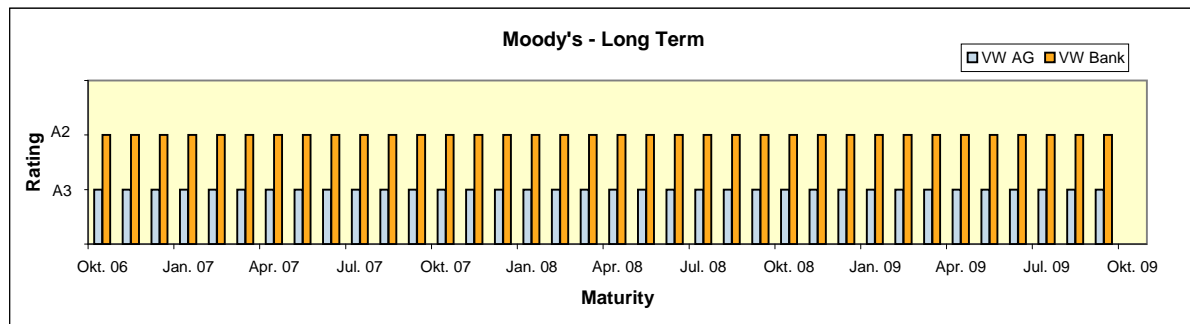
**Clean-Up Call:** VW Bank will have the right at its option to exercise a clean-up call and to repurchase the outstanding Purchased Loan Receivables from Driver Three at any time when the sum of the Aggregate Discounted Principal Balance for all outstanding Purchased Loan Receivables is less than 9% of the Aggregate Cut Off Date Discounted Principal Balance provided that all payment obligations under the Notes will thereby be fulfilled.

**Volkswagen Bank GmbH and Volkswagen AG Rating**
**Rating\* - Short Term**

	VW Bank	VW AG
Moody's	P-1	P-2
S&P	A-2	A-2

**Rating\* - Long Term**

	VW Bank	VW AG
Moody's	A2	A3
Moody's Outlook	Possible Downgrade	Stable
S&P	A-	A-
S&P Outlook	Negative	Negative



\* Ratings updated on 06/10/2009

**VW Bank Rating Related Triggers**
**Future Rating Triggers:**
**VAT-Risk**

Downgrade of VW Bank's short-term rating to F3 by Fitch will result in an increase by 0.29% of the Cash Collateral Account of the Aggregate Discounted Principal Balance. Which is exclusively reserved to cover any VAT burden in case a replacement servicer is appointed.

**Set Off Risk**

The downgrade of VW Bank's long-term rating to below BBB- by Fitch and/or Baa3 by Moody's and/or VW Bank's short-term rating to below A-2 by S&P will result in a Set Off risk reserve being established if deposits by borrowers are greater than 1% of the Aggregate Discounted Principal Balance. The Set Off risk shall be deposited in the Cash Collateral Account.

**Notes Information**

<b>Date:</b>	16.10.2009
<b>Monthly Period:</b>	Sep 09
<b>Additional Purchase Date:</b>	21.10.2009
<b>Payment Date:</b>	21.10.2009
<b>Revolving Period Number:</b>	36
<b>Interest Accrual Period (from/until):</b>	21.09.2009 20.10.2009
<b>Days Accrued:</b>	30
<b>Base Interest Rate (1-Month Euribor):</b>	0,4510%
<b>Currency:</b>	EUR
<b>Day Count Convention:</b>	ACT/360

<u>Class of Notes</u>	<u>Class A</u>	<u>Class B</u>
<b>Rating Details:</b>		
Fitch:	AAA	A+
Moody's:	Aaa	A1
S&P	AAA	A+

<u>Information on Notes</u>	<u>Class A</u>	<u>Class B</u>
Final Maturity Date:	October 2015	October 2015
Final Scheduled Payment Date:	October 2014	October 2014
Security Code	A0LDCA	A0KP89
ISIN:	XS0270108573	XS0270109621
Common Code:	027010857	027010962

<u>Information on Interest</u>	<u>Class A</u>	<u>Class B</u>
Information on Interest	Class A	Class B
Total Interest per Class:	424.499,58 €	18.695,83 €
Total Interest per Note:	22,96 €	26,71 €
Spread/Margin:	10 bps	19 bps

<u>Interest Rate Swaps</u>	<u>Class A</u>	<u>Class B</u>
Interest Rate Swaps	Class A	Class B
Underlying Principal:	924.500.000 €	35.000.000 €
	pay fixed	pay fixed
Index Rate:	1-M-Euribor	1-M-Euribor
Net Swap Payments	2.632.513,75 €	99.662,50 €

**Notes Information (continue´d)**
**Note Balance**

	<b>CLASS A</b>	<b>CLASS B</b>
As of Cut Off Date:	924.500.000,00 €	35.000.000,00 €
During Revolving Period:	924.500.000,00 €	35.000.000,00 €

**After Revolving Period**

	<b>CLASS A</b>	<b>CLASS B</b>
Note Balance (BoP):	924.500.000,00 €	35.000.000,00 €
Principal payments to investors:		
Redemption amount per class:		
Note Balance (EoP):		

**Payments to Investors - Per Eur 50.000,- Denomination**

	<b>CLASS A</b>	<b>CLASS B</b>
Payment by Note:	0,00 €	0,00 €
Pool Factor:	1,000000	1,000000

**Unpaid Interest:**

Unpaid interest:	- €	- €
Cumulative unpaid interest:	- €	- €

**Pool Information**

<b>Cut Off Date:</b>	30.09.2006		
<b>Additional Purchase Date:</b>	21.10.2009		
<b>Reporting Date:</b>	16.10.2009		
<b>Interest Period (from/until):</b>	21.09.2009	/	20.10.2009
<b>Current Payment Date:</b>	21.10.2009		
<b>Next Payment Date:</b>	23.11.2009		
<b>Days Accrued:</b>	30		
<b>Asset Collection Period:</b>	01.09.2009	/	30.09.2009
<b>Note Payment Period:</b>	21.09.2009	/	20.10.2009

Balances	Number of contracts	Outstanding Discounted Principal Balance	Outstanding Nominal Balance
As of Initial Pool Cut	96.194	1.000.005.758,01 €	1.104.089.409,07 €
As of End of Period before origination of additional Loan Receivables	107.562	984.913.719,76 €	1.051.916.434,84 €
Additional Loan Receivables	2.818	36.642.942,70 €	40.695.801,39 €
<b>As of EoP after origination of add. Loan Receivables</b>	<b>110.380</b>	<b>1.021.556.662,46 €</b>	<b>1.092.612.236,23 €</b>

**Calculation of Additional Loan Receivables**

	Number of Contracts	Outstanding Discounted Principal Balance	Nominal Balance
Begin of Period	110.615	1.021.564.365,52 €	1.093.201.291,59 €
Periodically reduction of Nominal Amount			41.284.856,75 €
Discount			- 428.169,30 €
Write Off			- 289.689,33 €
Fee restruct./Prolongation			5.497,37 €
Interest (late payment penalties)			15.181,78 €
<b>Available Distribution Amount (Waterfall OC Pos. 1)</b>			<b>40.587.677,27 €</b>
<b>Outstanding Principal Balance as of End of Period before origination of additional Loan Receivables</b>	<b>107.562</b>	<b>984.913.719,76 €</b>	<b>1.051.916.434,84 €</b>
Less: Total of Pos. 1 - 9 of the Waterfall			- 5.051.829,15 €
Payment to the Accumulation Account		35.535.848,12 €	
Calculation: Assets + Add: Additional OC 3%		36.634.894,97 €	
Add. Loan Receivables purchased	2.818	36.642.942,70 €	40.695.801,39 €
<b>As of EoP after origination of add. Loan Receivables</b>	<b>110.380</b>	<b>1.021.556.662,46 €</b>	<b>1.092.612.236,23 €</b>

**Pool Information (continue'd)**
**Pool Balance**

Status	Number of Contracts (Initial Pool Cut)	Outstanding Discounted Principal Balance (Initial Pool Cut)	Number of Contracts EoP before origination of additional Loan Receivables	Outstanding Discounted Principal Balance EoP before origination of additional Loan Receivables	Number of Contracts EoP after origination of additional Loan Receivables	Outstanding Discounted Principal Balance EoP after origination of additional Loan Receivables
Current	96.194	1.000.005.758,01 €	105.517	967.107.563,19 €	108.335	1.003.750.505,89 €
Delinquent			1.080	10.227.671,37 €	1.080	10.227.671,37 €
Defaulted			965	7.578.485,20 €	965	7.578.485,20 €
End of Term			38.689	- €	38.689	- €
Early Settlement			47.779	- €	47.779	- €
Write Off			934	- €	934	- €
<b>Total</b>	<b>96.194</b>	<b>1.000.005.758,01 €</b>	<b>194.964</b>	<b>984.913.719,76 €</b>	<b>197.782</b>	<b>1.021.556.662,46 €</b>

**Pool Information (continue´d)**

*Information of Defaults, Delinquencies, Write Offs*

Current Reporting Period	Number of Contracts	Number of Contracts (%)	Outstanding Discounted Principal Balance	Outstanding Discounted Principal Balance (%)	Outstanding Nominal Balance	Outstanding Nominal Balance (%)
Delinquent Balance	1.080	0,9784%	10.227.671,37 €	1,0012%	10.852.201,19 €	0,9932%
Defaulted Balance	965	0,8743%	7.578.485,20 €	0,7419%	7.969.502,30 €	0,7294%

*Delinquency Profile*

Days in Arrears	Number of Contracts	Number of Contracts (%)	Outstanding Discounted Principal Balance	Outstanding Discounted Principal Balance (%)	Outstanding Nominal Balance	Outstanding Nominal Balance (%)
> 30 until <= 60	547	0,4956%	5.172.621,09 €	0,5063%	5.490.478,72 €	0,5025%
> 60 until <= 90	277	0,2510%	2.561.461,78 €	0,2507%	2.704.302,36 €	0,2475%
> 90 until <= 120	117	0,1060%	1.218.249,30 €	0,1193%	1.297.774,18 €	0,1188%
> 120 until <= 150	44	0,0399%	374.353,26 €	0,0366%	403.305,67 €	0,0369%
> 150 until <= 180	24	0,0217%	259.035,77 €	0,0254%	267.868,41 €	0,0245%
<b>Subtotal</b>	<b>1009</b>	<b>0,9141%</b>	<b>9.585.721,20 €</b>	<b>0,9383%</b>	<b>10.163.729,34 €</b>	<b>0,9302%</b>
> 180 until <= 210	7	0,0063%	103.949,13 €	0,0102%	112.028,79 €	0,0103%
> 210 until <= 240	9	0,0082%	149.667,84 €	0,0147%	166.536,53 €	0,0152%
> 240 until <= 270	8	0,0072%	52.794,05 €	0,0052%	55.552,82 €	0,0051%
> 270 until <= 300	3	0,0027%	10.127,05 €	0,0010%	10.777,41 €	0,0010%
> 300 until <= 330	12	0,0109%	88.496,23 €	0,0087%	94.207,37 €	0,0086%
> 330 until <= 360	9	0,0082%	62.900,35 €	0,0062%	65.566,71 €	0,0060%
> 360	23	0,0208%	174.015,52 €	0,0170%	183.802,22 €	0,0168%
<b>Subtotal</b>	<b>71</b>	<b>0,0643%</b>	<b>641.950,17 €</b>	<b>0,0628%</b>	<b>688.471,85 €</b>	<b>0,0630%</b>
<b>Total</b>	<b>1.080</b>	<b>0,9784%</b>	<b>10.227.671,37 €</b>	<b>1,0012%</b>	<b>10.852.201,19 €</b>	<b>0,9932%</b>

**Pool Information (continue´d)**
**Defaulted Profile I**

Days in Arrears	Number of Contracts	Number of Contracts (%)	Outstanding Discounted Principal Balance	Outstanding Discounted Principal Balance (%)	Outstanding Nominal Balance	Outstanding Nominal Balance (%)
<= 30	312	0,2827%	1.874.622,38 €	0,1835%	1.917.790,04 €	0,1755%
> 30 until <= 60	41	0,0371%	280.319,01 €	0,0274%	293.939,21 €	0,0269%
> 60 until <= 90	72	0,0652%	640.741,11 €	0,0627%	679.657,33 €	0,0622%
> 90 until <= 120	92	0,0833%	645.065,57 €	0,0631%	677.240,46 €	0,0620%
> 120 until <= 150	92	0,0833%	904.901,09 €	0,0886%	956.931,76 €	0,0876%
> 150 until <= 180	61	0,0553%	690.940,04 €	0,0676%	732.628,40 €	0,0671%
> 180 until <= 210	58	0,0525%	563.891,11 €	0,0552%	605.344,58 €	0,0554%
> 210 until <= 240	47	0,0426%	409.862,31 €	0,0401%	437.334,71 €	0,0400%
> 240 until <= 270	37	0,0335%	374.768,41 €	0,0367%	397.781,72 €	0,0364%
> 270 until <= 300	23	0,0208%	195.014,77 €	0,0191%	204.919,90 €	0,0188%
> 300 until <= 330	24	0,0217%	168.518,89 €	0,0165%	178.834,05 €	0,0164%
> 330 until <= 360	16	0,0145%	104.236,77 €	0,0102%	109.304,70 €	0,0100%
> 360	90	0,0815%	725.603,74 €	0,0710%	777.795,44 €	0,0712%
<b>Total</b>	<b>965</b>	<b>0,8743%</b>	<b>7.578.485,20 €</b>	<b>0,7419%</b>	<b>7.969.502,30 €</b>	<b>0,7294%</b>

**Cumulative Write Offs**

	Number of Contracts	Write Offs
Begin of Period	896	4.604.894,99 €
Write Offs	38	289.689,33 €
<b>End of Period</b>	<b>934</b>	<b>4.894.584,32 €</b>

**Cumulative Net Losses**

Cumulative Write-Offs of all Loan receivables that were charged off from the Cut Off date until the end of the preceding reporting period	4.894.584,32 €
Discounted Principal Balance as of Cut Off Date and all additional Cut Off Date Balances until such Payment Date which is in the same month one year before the Payment Date which is relevant for the calculation of the numerator	1.751.458.646,98 €

**Cumulative Net Loss Ratio**

Cumulative Write Offs as percentage of Discounted Principal Balance as of the Reporting Date and all additional Cut Off Date Balances until such Payment Date which is in the same month one year before the Payment Date which is relevant for the calculation of the numerator	0,2795%
--	---------

**Pool Information (continue'd)**
*Defaulted Profile II*

Credit Type	Vehicle Status	Number of Contracts	*Outstanding Nominal Principal Balance at Day of Default	*Outstanding Discounted Principal Balance at Day of Default	Total Recoveries	Total Discount	Total Write Offs	*Outstanding Nominal Principal Balance EoP	*Outstanding Discounted Principal Balance EoP
<b>Balloon Loan</b>	New	625	9.212.852,96 €	8.553.874,59 €	4.157.261,16 €	242.227,31 €	1.529.893,26 €	3.168.568,37 €	3.012.617,84 €
	Used	1397	12.589.933,94 €	11.736.515,64 €	5.831.062,38 €	738.061,26 €	2.341.369,54 €	3.704.773,94 €	3.530.085,57 €
<b>Total Balloon Loan</b>		<b>2022</b>	<b>21.802.786,90 €</b>	<b>20.290.390,23 €</b>	<b>9.988.323,54 €</b>	<b>980.288,57 €</b>	<b>3.871.262,80 €</b>	<b>6.873.342,31 €</b>	<b>6.542.703,41 €</b>
<b>Equal-Installment Loan</b>	New	142	1.298.557,28 €	1.213.988,62 €	710.050,09 €	56.326,16 €	269.136,36 €	275.630,69 €	261.927,57 €
	Used	722	3.724.851,77 €	3.473.736,56 €	1.990.289,28 €	236.831,69 €	754.185,16 €	820.529,30 €	773.854,22 €
<b>Total Equal-Installment Loan</b>		<b>864</b>	<b>5.023.409,05 €</b>	<b>4.687.725,18 €</b>	<b>2.700.339,37 €</b>	<b>293.157,85 €</b>	<b>1.023.321,52 €</b>	<b>1.096.159,99 €</b>	<b>1.035.781,79 €</b>
<b>Total</b>		<b>2886</b>	<b>26.826.195,95 €</b>	<b>24.978.115,41 €</b>	<b>12.688.662,91 €</b>	<b>1.273.446,42 €</b>	<b>4.894.584,32 €</b>	<b>7.969.502,30 €</b>	<b>7.578.485,20 €</b>

\*(incl. Arrears)

**Credit Enhancement**
**Credit Enhancement as of Cut Off Date (27.10.2006)**

	% of Aggregate Discounted Principal Balance	Credit Enhancement to each Note	Value
Class A Note		9,05%	924.500.000,00 €
Class B Note	3,50%	5,55%	35.000.000,00 €
Subordinated Loan	3,15%		31.500.000,00 €
Overcollateralization	0,90%		9.005.758,00 €
Cash Collateral Account	1,50%		15.000.000,00 €

**Overcollateralization during Revolving Period**

	Class A	Class B
OC Percentage:	9,50%	6,07%
Target OC Percentage:	9,50%	
Target OC Amount:	97.048.615 €	
Additional OC Percentage:	3,00%	

**Overcollateralization after Revolving Period**

	Class A	Class B
Target OC Percentage after Revolving Period:	12,00%	9,00%

**ACCOUNTS**
**Cash Collateral Account (CCA)**

Balance as of the Beginning of the Period:	1,50%	15.000.000,00 €
Payment from CCA/ Payment to CCA:		- €
Balance as of the End of the Period:		15.000.000,00 €
Floor:		12.500.000,00 €

Set off Risk Reserve

- €

VAT Risk Reserve

- €

**Accumulation Account (AC)**

	Deposit	Deposit in % of Outstanding Discounted Principal Balance
Beginn of Period	- €	0%
End of Period	- €	- €

**Performance Trigger**
**Overcollateralisation Monitor**
**Credit Enhancement Increase Condition in place**

NO
----

**Overcollateralisation during Revolving Period**

	Target Class A	Current Class A
<b>OC Percentage:</b>	9,50%	9,50%

**Target OC Amount, Class A Note:**

97.048.614,72 €

**Additional OC Amount in Percent**

3,00%

	Target Class B	Current Class B
<b>OC Percentage:</b>		6,07%

**Overcollateralisation after Revolving Period**

	Target Class A	Current Class A
<b>OC Percentage:</b>	12,00%	

	Target Class B	Current Class B
<b>OC Percentage:</b>	9,00%	

**Calculation of Credit Enhancement:**

During the Revolving Period will be a Targeted OC-Amount (Class A Note) of 9,5%. After the Revolving Period the Overcollateralisation Percentage will be 12% for Class A Notes or 9% for Class B Notes. During the Revolving Period additional Assets will be purchased with a discount of 3%.

The transaction will have a Revolving Period of 36 Month until November 2009.

After the Revolving Period, the transaction will start with sequential amortisation and therefore, only the Class A Notes will receive principal payments.

The transaction switches into pro rate amortisation once an overcollateralisation percentage (i.e. credit enhancement excluding cash collateral) of 12% for the class A Notes and 9% for the Class B Notes have been reached.

The amortisation will revert to sequential in case the total amount of notes outstanding falls below 9% of the initial Aggregate Discounted Principal Balance as of the Cutoff.

The amortisation will revert to sequential during the revolving period when an Credit Enhancement Increase Condition is in place.

**Early Amortization Trigger**

Early Amortization Trigger breached

NO

**Accumulation Account:**

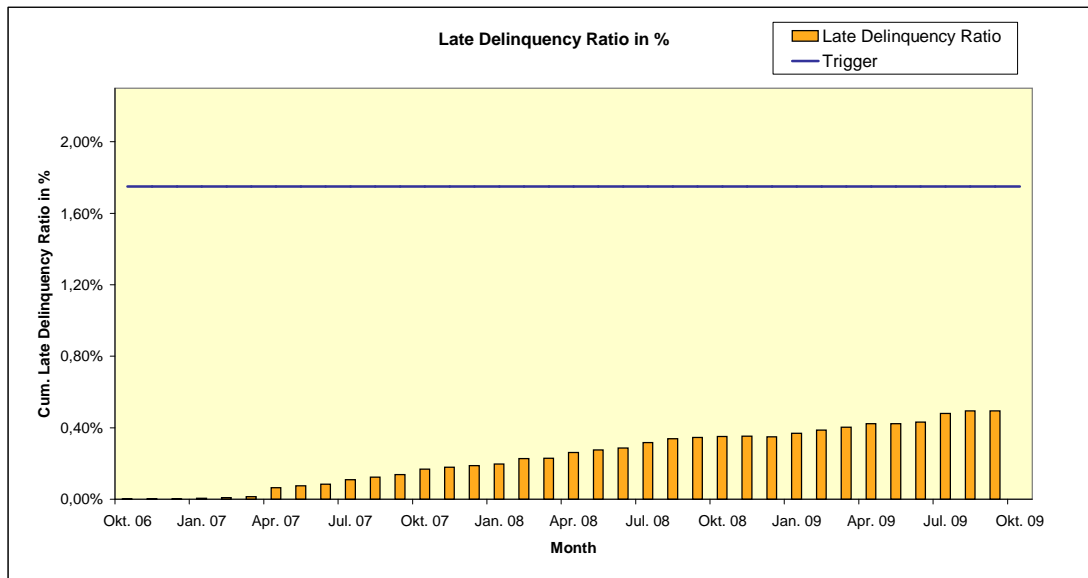
	Outstanding Discounted Principal Balance	Deposits	Deposits in % of Aggregate Discounted Principal Balance
Monthly Period	1.021.556.662,46 €	- €	0,00%
Previous Month	1.021.564.365,52 €	- €	0,00%
Interest earned	- €	- €	0,00%
<b>Total</b>		<b>- €</b>	<b>0,00%</b>

**Accumulation Account Trigger 10%**

means that the amount deposited in the Accumulation Account on two consecutive Payment Dates exceeds 10 % of the Aggregate Discounted Principal Balance

Late Delinquency Trigger breached

NO



	Late Delinquency Outstanding Discounted Principal Balance (€)	Outstanding Discounted Principal Balance	Late Delinquency Ratio in % of total Discounted Principal Balance
> 180 days overdue and/or Contracts after Final Statement	5.041.442,44 €		
<b>Total</b>	<b>5.041.442,44 €</b>	<b>1.021.556.662,46 €</b>	<b>0,4935%</b>

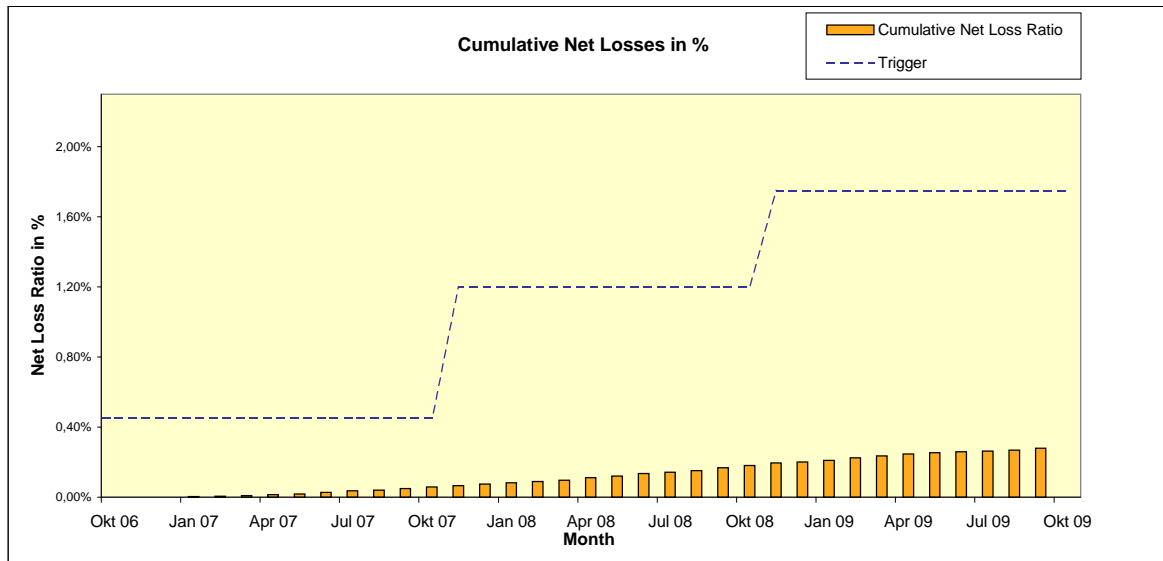
The Late Delinquency Ratio is breached when it exceeds 1,75% at any payment prior or during September 2008.

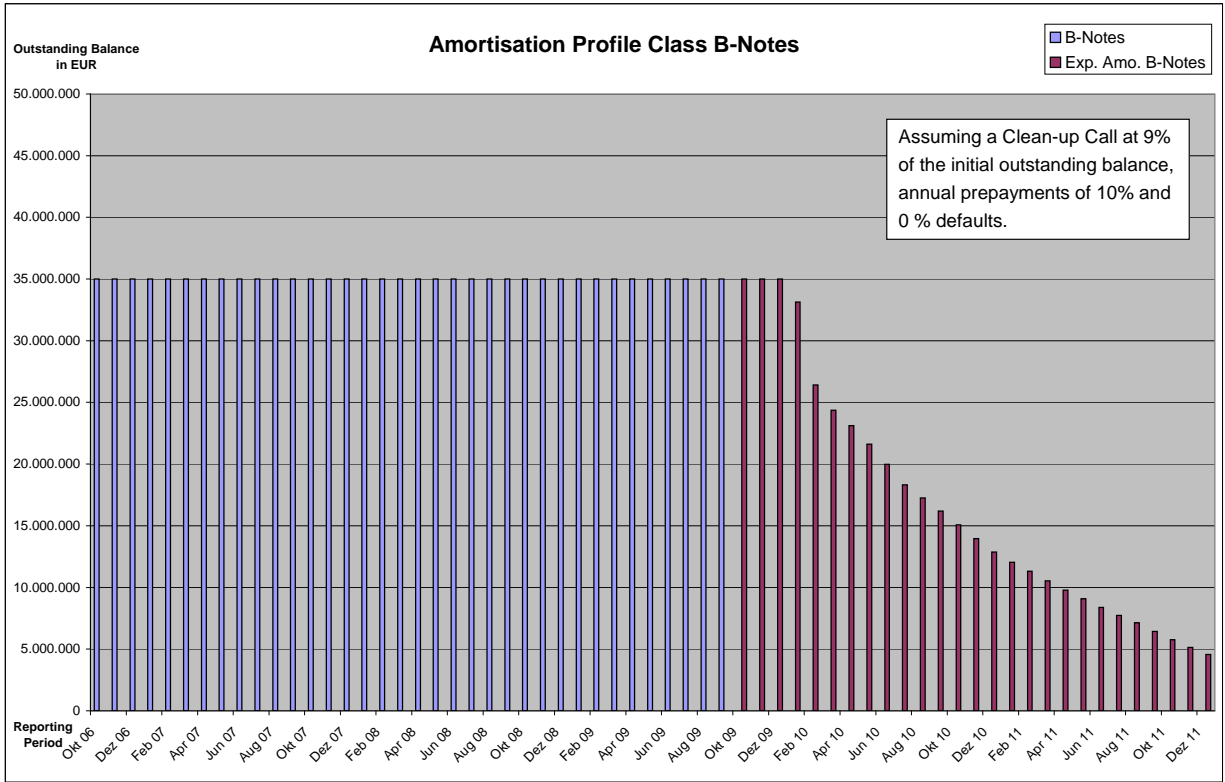
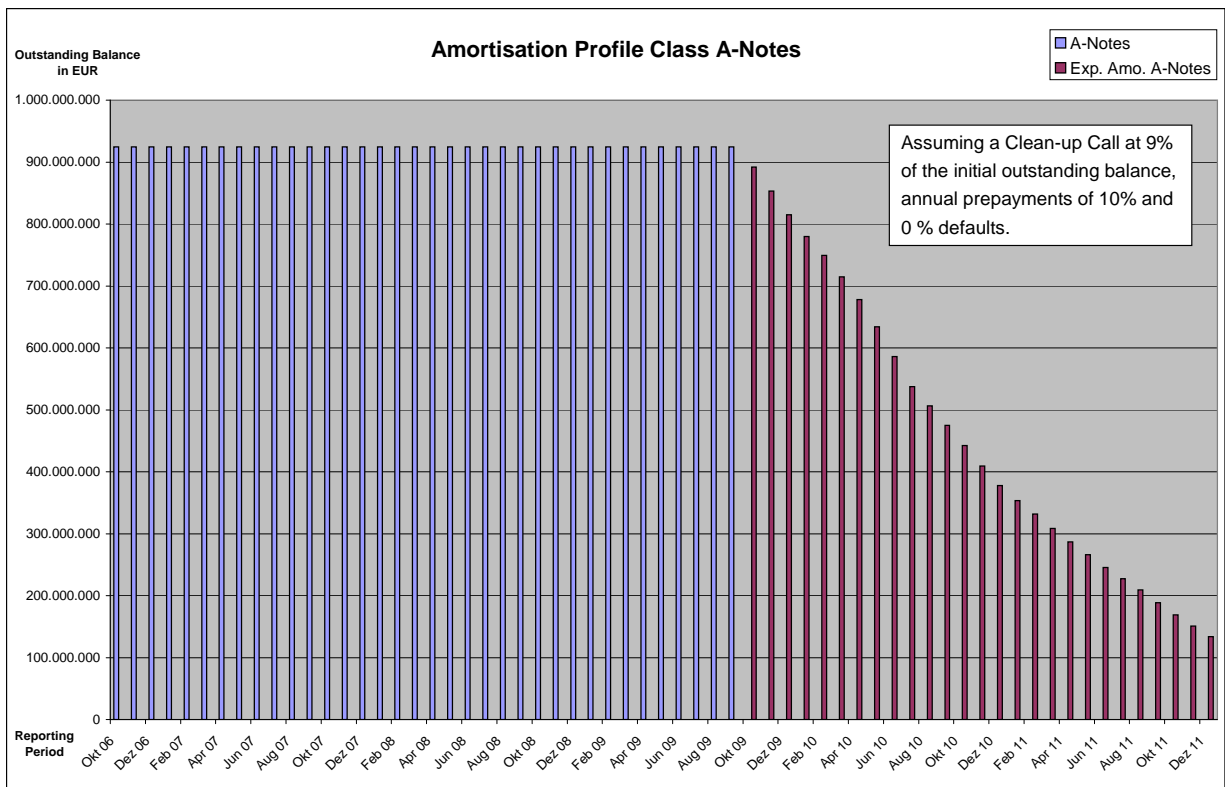
Early Amortization Trigger (continue'd)

Cummulative Net Loss Ratio breached

NO

<b>Period I</b>	> 0,45%	(before or during 10/2007)
<b>Period II</b>	> 1,2%	(after 10/2007 and before or during 10/2008)
<b>Period III</b>	> 1,75%	(after 10/2008 and before or during 10/2009)
<b>Period VI</b>	> 2,25%	(after 10/2009)





**Pool concentration**

<i>New/Used Cars as of initial Pool Cut</i>					<i>EoP after origination of additional Loan Receivables</i>			
Type of Car	Number of Loans	(%) of Loans	Aggregate Discounted Principal Balance	% of Aggregate Discounted Principal Balance	Number of Loans	(%) of Loans	Aggregate Discounted Principal Balance	% of Aggregate Discounted Principal Balance
New	39.075	40,62%	500.082.484,41 €	50,01%	61.064	55,32%	660.957.459,55 €	64,70%
Used	57.119	59,38%	499.923.273,60 €	49,99%	49.316	44,68%	360.599.202,91 €	35,30%
<b>Total</b>	<b>96.194</b>	<b>100,00%</b>	<b>1.000.005.758,01 €</b>	<b>100,00%</b>	<b>110.380</b>	<b>100,00%</b>	<b>1.021.556.662,46 €</b>	<b>100,00%</b>

*Limit on used cars:*

Exposure as of Initial Pool Cut	Current Exposure in %	Limit in % of Aggregate Discounted Principal Balance
49,99%	35,30%	50,00%

*Only Equal-Installment Loans as of initial Pool Cut*

<i>Only Equal-Installment Loans as of initial Pool Cut</i>					<i>EoP after adding additional Loan Receivables</i>			
Type of Car	Number of Loans	(%) of Loans	Aggregate Discounted Principal Balance	% of Aggregate Discounted Principal Balance	Number of Loans	(%) of Loans	Aggregate Discounted Principal Balance	% of Aggregate Discounted Principal Balance
New	12.747	13,25%	117.388.126,64 €	11,74%	13.306	12,05%	69.838.893,97 €	6,84%
Used	25.566	26,58%	173.207.250,12 €	17,32%	19.666	17,82%	85.257.893,02 €	8,35%
<b>Total</b>	<b>38.313</b>	<b>39,83%</b>	<b>290.595.376,76 €</b>	<b>29,06%</b>	<b>32.972</b>	<b>29,87%</b>	<b>155.096.786,99 €</b>	<b>15,18%</b>

*Limit on Used and Equal-Installments cars*

Exposure as of Initial Pool Cut	Current Exposure in %	Limit in % of Aggregate Discounted Principal Balance
17,32%	8,35%	25,00%

*Non VW Group Vehicles as of initial Pool Cut*

<i>Non VW Group Vehicles as of initial Pool Cut</i>					<i>EoP after adding additional Loan Receivables</i>			
Type of Car	Number of Loans	(%) of Loans	Aggregate Discounted Principal Balance	% of Aggregate Discounted Principal Balance	Number of Loans	(%) of Loans	Aggregate Discounted Principal Balance	% of Aggregate Discounted Principal Balance
New	418	0,43%	4.642.471,90 €	0,46%	415	0,38%	2.954.832,67 €	0,29%
Used	8.194	8,52%	59.648.666,51 €	5,96%	6.190	5,61%	31.107.708,30 €	3,05%
<b>Total</b>	<b>8.612</b>	<b>8,95%</b>	<b>64.291.138,41 €</b>	<b>6,43%</b>	<b>6.605</b>	<b>5,98%</b>	<b>34.062.540,97 €</b>	<b>3,33%</b>

*Limit on Non VW Group Vehicles*

Exposure as of Initial Pool Cut	Current Exposure in %	Limit in % of Aggregate Discounted Principal Balance
6,43%	3,33%	10%

*Customer Concentration as of initial Pool Cut*

<i>Customer Concentration as of initial Pool Cut</i>				<i>EoP after adding additional Loan Receivables</i>		
Number 1 Customer	Number of Loans	Aggregate Discounted Principal Balance	% of Aggregate Discounted Principal Balance	Number of Loans	Aggregate Discounted Principal Balance	% of Aggregate Discounted Principal Balance
No.1	15	281.320,28 €	0,0281%	10	174.514,41 €	0,0171%

*Limit of Aggregate Discounted Principal Balance*

Current Exposure	Limit Exposure
174.514,41 €	1.500.000,00 €

**Run Out Schedule**

<i>Initial Pool Cut</i>				<i>EoP after the origination of additional Loan Receivables as of 09.2009</i>			
Payment Period	ABS Remaining Depreciation	ABS Remaining Interest	ABS Remaining Instalments	Payment Period	ABS Remaining Depreciation	ABS Remaining Interest	ABS Remaining Instalments
arrears	- €	- €	- €	arrears	5.320.014,70 €	272.431,07 €	5.592.445,74 €
04.2007	17.364.254,60 €	3.692.915,88 €	21.057.170,48 €	10.2009	20.843.540,52 €	3.083.747,59 €	23.927.288,11 €
06.2007	17.500.826,24 €	3.551.125,55 €	21.051.951,79 €	11.2009	27.431.085,74 €	4.062.599,01 €	31.493.684,75 €
08.2007	17.641.472,12 €	3.407.914,83 €	21.049.386,95 €	12.2009	27.755.480,02 €	3.954.539,66 €	31.710.019,68 €
10.2007	17.779.186,85 €	3.263.383,36 €	21.042.570,21 €	01.2010	26.912.836,35 €	3.842.516,97 €	30.755.353,32 €
12.2007	17.921.938,86 €	3.117.845,71 €	21.039.784,57 €	02.2010	27.952.211,19 €	3.734.490,85 €	31.686.702,04 €
01.2008	17.993.678,95 €	3.044.553,02 €	21.038.231,97 €	03.2010	33.384.998,54 €	3.618.345,30 €	37.003.343,84 €
02.2008	18.066.525,08 €	2.970.934,12 €	21.037.459,20 €	04.2010	37.171.243,81 €	3.483.747,56 €	40.654.991,37 €
03.2008	25.772.535,44 €	2.896.734,27 €	28.669.269,70 €	05.2010	45.905.797,28 €	3.331.166,64 €	49.236.963,92 €
04.2008	25.634.418,89 €	2.791.410,95 €	28.425.829,84 €	06.2010	51.854.168,39 €	3.143.603,22 €	54.997.771,61 €
05.2008	25.380.053,33 €	2.686.509,34 €	28.066.562,67 €	07.2010	53.511.509,21 €	2.931.690,87 €	56.443.200,08 €
06.2008	25.482.809,39 €	2.583.083,71 €	28.065.893,10 €	08.2010	32.996.377,38 €	2.713.114,34 €	35.709.491,72 €
07.2008	24.679.153,13 €	2.478.553,00 €	27.157.706,13 €	09.2010	34.021.585,28 €	2.578.490,92 €	36.600.076,20 €
08.2008	23.700.560,66 €	2.377.573,49 €	26.078.134,15 €	10.2010	36.108.290,01 €	2.439.432,40 €	38.547.722,39 €
09.2008	24.018.816,17 €	2.280.633,03 €	26.299.449,20 €	11.2010	37.030.487,13 €	2.291.953,08 €	39.322.440,21 €
10.2008	23.576.994,12 €	2.182.364,00 €	25.759.358,12 €	12.2010	36.494.938,50 €	2.140.197,80 €	38.635.136,30 €
11.2008	23.820.653,15 €	2.085.866,70 €	25.906.519,85 €	01.2011	27.127.365,26 €	1.990.825,99 €	29.118.191,25 €
12.2008	25.488.583,44 €	1.988.253,32 €	27.476.836,76 €	02.2011	24.605.639,35 €	1.880.686,01 €	26.486.325,36 €
01.2009	25.782.672,45 €	1.883.710,81 €	27.666.383,26 €	03.2011	26.491.052,80 €	1.778.496,08 €	28.269.548,88 €
02.2009	26.189.999,65 €	1.779.170,89 €	27.969.170,54 €	04.2011	25.927.369,99 €	1.671.379,37 €	27.598.749,36 €
03.2009	27.624.496,79 €	1.670.757,40 €	29.295.254,19 €	05.2011	24.167.548,32 €	1.565.534,36 €	25.733.082,68 €
04.2009	26.698.222,39 €	1.558.256,16 €	28.256.478,55 €	06.2011	24.731.170,13 €	1.466.347,42 €	26.197.517,55 €
05.2009	24.525.640,90 €	1.448.724,95 €	25.974.365,85 €	07.2011	22.416.202,23 €	1.365.311,93 €	23.781.514,16 €
06.2009	24.301.718,45 €	1.348.553,80 €	25.650.272,25 €	08.2011	22.260.313,37 €	1.273.319,33 €	23.533.632,70 €
07.2009	23.375.719,33 €	1.249.415,76 €	24.625.135,09 €	09.2011	25.900.190,08 €	1.182.698,17 €	27.082.888,25 €
08.2009	16.665.509,55 €	1.153.440,30 €	17.818.949,85 €	10.2011	25.612.449,22 €	1.076.616,58 €	26.689.065,80 €
09.2009	16.080.635,95 €	1.085.551,98 €	17.166.187,93 €	11.2011	23.373.310,20 €	971.982,95 €	24.345.293,15 €
10.2009	15.512.071,12 €	1.019.458,28 €	16.531.529,40 €	12.2011	22.744.538,85 €	876.333,94 €	23.620.872,79 €
11.2009	15.050.111,60 €	955.982,41 €	16.006.094,01 €	01.2012	17.496.800,30 €	783.317,39 €	18.280.117,69 €
12.2009	14.587.070,45 €	894.541,55 €	15.481.612,00 €	02.2012	18.092.452,22 €	711.718,06 €	18.804.170,28 €
01.2010	14.487.452,97 €	834.749,48 €	15.322.202,45 €	03.2012	15.650.895,50 €	637.626,98 €	16.288.522,48 €
02.2010	15.071.958,85 €	775.764,79 €	15.847.723,64 €	04.2012	14.412.532,40 €	573.748,35 €	14.986.280,75 €
03.2010	19.853.861,26 €	713.591,84 €	20.567.453,10 €	05.2012	12.230.123,20 €	514.793,79 €	12.744.916,99 €
07.2010	32.764.241,24 €	277.654,69 €	33.041.895,93 €	06.2012	10.874.716,06 €	464.621,19 €	11.339.337,24 €
08.2010	5.954.823,15 €	144.126,54 €	6.098.949,69 €	07.2012	9.557.608,52 €	420.197,78 €	9.977.806,30 €
10.2010	5.724.135,58 €	97.308,14 €	5.821.443,72 €	08.2012	8.268.305,30 €	381.138,20 €	8.649.443,50 €
11.2010	4.866.757,06 €	73.952,62 €	4.940.709,68 €	09.2012	12.269.321,73 €	347.067,69 €	12.616.389,42 €
02.2011	944.351,64 €	13.611,35 €	957.962,99 €	10.2012	10.872.096,23 €	297.338,25 €	11.169.434,48 €
05.2011	446.705,16 €	4.833,75 €	451.538,91 €	11.2012	9.700.558,69 €	252.840,28 €	9.953.398,97 €
06.2011	333.900,61 €	3.006,39 €	336.907,00 €	12.2012	7.657.599,59 €	212.908,23 €	7.870.507,82 €
07.2011	220.092,26 €	1.642,49 €	221.734,75 €	01.2013	6.208.400,59 €	181.672,31 €	6.390.072,90 €
08.2011	121.828,60 €	743,57 €	122.572,17 €	02.2013	7.589.548,71 €	156.457,29 €	7.746.006,00 €
09.2011	60.050,86 €	245,27 €	60.296,13 €	03.2013	8.560.789,43 €	125.184,69 €	8.685.974,12 €
<b>Subtotal</b>	<b>1.000.005.758,01 €</b>	<b>104.083.651,08 €</b>	<b>1.104.089.409,07 €</b>	<b>Subtotal</b>	<b>999.493.462,32 €</b>	<b>70.782.229,89 €</b>	<b>1.070.275.692,15 €</b>
> 09.2011	- €	- €	- €	> 03.2013	22.063.200,14 €	273.343,95 €	22.336.544,08 €
<b>Total</b>	<b>1.000.005.758,01 €</b>	<b>104.083.651,08 €</b>	<b>1.104.089.409,07 €</b>	<b>Total</b>	<b>1.021.556.662,46 €</b>	<b>71.055.573,84 €</b>	<b>1.092.612.236,23 €</b>

**Waterfall**

		Payment	Remaining Amount
Available Distribution Amount		40.587.677,27 €	
Fees	less	- 860.228,64 €	39.727.448,63 €
Net Swap Payments Class A	less	- 2.632.513,75 €	37.094.934,88 €
Net Swap Payments Class B	less	- 99.662,50 €	36.995.272,38 €
Interest Class A	less	- 424.499,58 €	36.570.772,80 €
Interest Class B	less	- 18.695,83 €	36.552.076,97 €
Cash Collateral Account	less	- €	36.552.076,97 €
Redemption to the Accumulation Account	less	- 35.535.848,12 €	1.016.228,85 €
Redemption Class A	less	- €	1.016.228,85 €
Redemption Class B	less	- €	1.016.228,85 €
Payment to Cash Collateral Account (after a Cash Collateral Increase Event is in place)	less	- €	1.016.228,85 €
Payments Subordinated Lender or VW Bank	less	- 1.016.228,85 €	- €
Remaining Amount Due to Rounding	less	- €	- €

**Make: New and Used Cars**

*Initial Pool Cut as of 09.2006*

**AUDI**

New or Used Cars	Number of Loans	Percentage of Loans (%)	Outstanding Discounted Principal Balance (€)	Percentage of Balance (%)
New Cars	3.948	24,94%	77.690.422,39 €	36,34%
Used Cars	11.884	75,06%	136.105.837,51 €	63,66%
<b>Total</b>	<b>15.832</b>	<b>100,00%</b>	<b>213.796.259,90 €</b>	<b>100,00%</b>

**SEAT**

New or Used Cars	Number of Loans	Percentage of Loans (%)	Outstanding Discounted Principal Balance (€)	Percentage of Balance (%)
New Cars	4.189	50,92%	44.141.120,72 €	60,07%
Used Cars	4.038	49,08%	29.336.535,91 €	39,93%
<b>Total</b>	<b>8.227</b>	<b>100,00%</b>	<b>73.477.656,63 €</b>	<b>100,00%</b>

**SKODA**

New or Used Cars	Number of Loans	Percentage of Loans (%)	Outstanding Discounted Principal Balance (€)	Percentage of Balance (%)
New Cars	7.409	68,32%	72.047.171,51 €	73,88%
Used Cars	3.435	31,68%	25.475.379,39 €	26,12%
<b>Total</b>	<b>10.844</b>	<b>100,00%</b>	<b>97.522.550,90 €</b>	<b>100,00%</b>

**VOLKSWAGEN**

New or Used Cars	Number of Loans	Percentage of Loans (%)	Outstanding Discounted Principal Balance (€)	Percentage of Balance (%)
New Cars	23.111	43,87%	301.561.297,89 €	54,74%
Used Cars	29.568	56,13%	249.356.854,28 €	45,26%
<b>Total</b>	<b>52.679</b>	<b>100,00%</b>	<b>550.918.152,17 €</b>	<b>100,00%</b>

**OTHER**

New or Used Cars	Number of Loans	Percentage of Loans (%)	Outstanding Discounted Principal Balance (€)	Percentage of Balance (%)
New Cars	418	4,85%	4.642.471,90 €	7,22%
Used Cars	8.194	95,15%	59.648.666,51 €	92,78%
<b>Total</b>	<b>8.612</b>	<b>100,00%</b>	<b>64.291.138,41 €</b>	<b>100,00%</b>

*as of EoP after origination of additional Loan Receivables (09.2009)*

**AUDI**

New or Used Cars	Number of Loans	Percentage of Loans (%)	Outstanding Discounted Principal Balance (€)	Percentage of Balance (%)
New Cars	4.656	30,47%	86.209.882,41 €	44,11%
Used Cars	10.626	69,53%	109.245.601,28 €	55,89%
<b>Total</b>	<b>15.282</b>	<b>100,00%</b>	<b>195.455.483,69 €</b>	<b>100,00%</b>

**SEAT**

New or Used Cars	Number of Loans	Percentage of Loans (%)	Outstanding Discounted Principal Balance (€)	Percentage of Balance (%)
New Cars	4.971	61,85%	40.885.144,42 €	71,89%
Used Cars	3.066	38,15%	15.988.727,35 €	28,11%
<b>Total</b>	<b>8.037</b>	<b>100,00%</b>	<b>56.873.871,77 €</b>	<b>100,00%</b>

**SKODA**

New or Used Cars	Number of Loans	Percentage of Loans (%)	Outstanding Discounted Principal Balance (€)	Percentage of Balance (%)
New Cars	9.942	75,22%	86.574.596,20 €	83,20%
Used Cars	3.275	24,78%	17.487.460,08 €	16,80%
<b>Total</b>	<b>13.217</b>	<b>100,00%</b>	<b>104.062.056,28 €</b>	<b>100,00%</b>

**VOLKSWAGEN**

New or Used Cars	Number of Loans	Percentage of Loans (%)	Outstanding Discounted Principal Balance (€)	Percentage of Balance (%)
New Cars	41.080	61,10%	444.333.003,85 €	70,41%
Used Cars	26.159	38,90%	186.769.705,90 €	29,59%
<b>Total</b>	<b>67.239</b>	<b>100,00%</b>	<b>631.102.709,75 €</b>	<b>100,00%</b>

**OTHER**

New or Used Cars	Number of Loans	Percentage of Loans (%)	Outstanding Discounted Principal Balance (€)	Percentage of Balance (%)
New Cars	415	6,28%	2.954.832,67 €	8,67%
Used Cars	6.190	93,72%	31.107.708,30 €	91,33%
<b>Total</b>	<b>6.605</b>	<b>100,00%</b>	<b>34.062.540,97 €</b>	<b>100,00%</b>

**Down Payment**

Down Payment	Number of Loans	Percentage of Loans (%)	Outstanding Discounted Principal Balance (€)	Percentage of Balance (%)	Down Payment/Purchase Price in %
No downpayment	24.209	21,93%	227.820.204,76 €	22,30%	0,00%
<= 1.000,00	6.394	5,79%	46.272.890,12 €	4,53%	6,06%
1.000,01 - 2.000,00	9.474	8,58%	71.031.693,42 €	6,95%	12,33%
2.000,01 - 3.000,00	11.498	10,42%	95.103.109,58 €	9,31%	17,44%
3.000,01 - 4.000,00	9.729	8,81%	84.471.186,88 €	8,27%	21,42%
4.000,01 - 5.000,00	11.191	10,14%	107.757.786,40 €	10,55%	24,40%
5.000,01 - 6.000,00	7.277	6,59%	72.570.059,77 €	7,10%	27,22%
6.000,01 - 7.000,00	5.811	5,26%	59.240.001,76 €	5,80%	30,13%
7.000,01 - 8.000,00	5.368	4,86%	56.104.333,18 €	5,49%	32,84%
8.000,01 - 9.000,00	3.067	2,78%	31.440.505,76 €	3,08%	35,66%
9.000,01 - 10.000,00	5.386	4,88%	57.045.643,13 €	5,58%	37,64%
10.000,01 - 11.000,00	1.820	1,65%	18.622.695,07 €	1,82%	40,00%
11.000,01 - 12.000,00	1.894	1,72%	19.495.581,81 €	1,91%	42,72%
12.000,01 - 13.000,00	1.345	1,22%	14.332.593,71 €	1,40%	43,88%
13.000,01 - 14.000,00	1.022	0,93%	10.029.500,53 €	0,98%	47,11%
14.000,01 - 15.000,00	1.573	1,43%	16.788.612,64 €	1,64%	47,06%
> 15.000,00	3.322	3,01%	33.430.263,94 €	3,27%	55,26%
<b>Total</b>	<b>110.380</b>	<b>100,00%</b>	<b>1.021.556.662,46 €</b>	<b>100,00%</b>	<b>23,81%</b>

**Statistics**

	As of Initial Pool Cut	As of EoP after origination of additional Loan Receivables
<b>Minimum</b> Down Payment	10,87 €	3,05 €
<b>Maximum</b> Down Payment	56.100,00 €	68.270,00 €
<b>Average</b> Down Payment (Customer who did Down Payment)	5.358,29 €	5.877,42 €
<b>Average</b> Down Payment	4.093,27 €	4.588,36 €

**Customer Type and Type of Payment**
**Customer Type**

Customer Type	Number of Loans	Percentage of Loans (%)	Outstanding Discounted Principal Balance (€)	Percentage of Balance (%)
Corporate	21.207	19,21%	265.869.567,44 €	26,03%
Retail	89.173	80,79%	755.687.095,02 €	73,97%
<b>Total</b>	<b>110.380</b>	<b>100,00%</b>	<b>1.021.556.662,46 €</b>	<b>100,00%</b>

**Type of Payment**

Type of Payment	Number of Loans	Percentage of Loans (%)	Outstanding Discounted Principal Balance (€)	Percentage of Balance (%)
Direct Debit	109.323	99,04%	1.012.923.885,55 €	99,15%
Other	1.057	0,96%	8.632.776,91 €	0,85%
<b>Total</b>	<b>110.380</b>	<b>100,00%</b>	<b>1.021.556.662,46 €</b>	<b>100,00%</b>

**Obligor Concentration**
**Distribution of Loan Contracts and Vehicles per Borrower (EoP)**

Contracts-Concentration	Number of Customers	(%) of Customers	Number of Loans	(%) Percentage of Loans	Outstanding Discounted Principal Balance (€)	(%) of Balance
1	108.770	99,34%	108.770	98,54%	1.004.251.550,52 €	98,31%
2	641	0,59%	1.282	1,16%	14.346.392,28 €	1,40%
3	63	0,06%	189	0,17%	1.800.835,64 €	0,18%
4	11	0,01%	44	0,04%	390.911,29 €	0,04%
5	3	0,00%	15	0,01%	112.419,88 €	0,01%
6 - 10	7	0,01%	55	0,05%	449.525,16 €	0,04%
> 10	2	0,00%	25	0,02%	205.027,69 €	0,02%
<b>Total</b>	<b>109.497</b>	<b>100,00%</b>	<b>110.380</b>	<b>100,00%</b>	<b>1.021.556.662,46 €</b>	<b>100,00%</b>

**Top 20 Borrower as of initial Pool Cut**

Number	Outstanding Discounted Principal Balance (€)	(%) Percentage of Balance	Number of Contracts
1	281.320,28 €	0,0281%	15
2	180.708,19 €	0,0181%	6
3	155.196,12 €	0,0155%	3
4	152.835,43 €	0,0153%	7
5	122.026,27 €	0,0122%	3
6	115.747,48 €	0,0116%	2
7	104.419,55 €	0,0104%	8
8	103.762,03 €	0,0104%	4
9	98.332,90 €	0,0098%	2
10	95.209,47 €	0,0095%	1
11	89.608,49 €	0,0090%	2
12	86.662,13 €	0,0087%	8
13	82.062,50 €	0,0082%	1
14	78.515,78 €	0,0079%	1
15	77.125,24 €	0,0077%	2
16	76.928,92 €	0,0077%	1
17	74.853,62 €	0,0075%	1
18	74.125,52 €	0,0074%	2
19	74.047,82 €	0,0074%	4
20	73.778,61 €	0,0074%	3
<b>Total 1 -20</b>	<b>2.197.266,35 €</b>	<b>0,2197%</b>	<b>76</b>

**Top 20 Borrower as of End of Period**

Number	Outstanding Discounted Principal Balance (€)	(%) of Balance	Number of Contracts
1	174.514,41 €	0,0171%	10
2	125.253,50 €	0,0123%	1
3	118.162,24 €	0,0116%	1
4	116.298,97 €	0,0114%	14
5	105.541,26 €	0,0103%	1
6	99.401,30 €	0,0097%	8
7	93.770,92 €	0,0092%	1
8	89.164,04 €	0,0087%	1
9	88.728,72 €	0,0087%	11
10	88.697,88 €	0,0087%	3
11	80.133,38 €	0,0078%	1
12	80.068,79 €	0,0078%	2
13	79.537,32 €	0,0078%	1
14	78.717,14 €	0,0077%	1
15	76.883,86 €	0,0075%	4
16	76.696,01 €	0,0075%	1
17	75.086,12 €	0,0074%	1
18	74.626,33 €	0,0073%	1
19	72.683,60 €	0,0071%	2
20	71.110,52 €	0,0070%	3
<b>Total 1 -20</b>	<b>1.865.076,31 €</b>	<b>0,1826%</b>	<b>68</b>

**Distribution by Outstanding Discounted Principal Balance**
**As of Initial Pool Cut**

Distribution by Outstanding Discounted Principal Balance (€)	Number of Loans	Percentage of Loans (%)	Outstanding Discounted Principal Balance (€)	Percentage of Balance (%)
0,01 - 5.000,00	15.616	16,23%	56.721.890,84 €	5,67%
5.000,01 - 10.000,00	39.524	41,09%	295.339.090,86 €	29,53%
10.000,01 - 15.000,00	23.184	24,10%	282.497.705,75 €	28,25%
15.000,01 - 20.000,00	10.939	11,37%	187.855.184,48 €	18,79%
20.000,01 - 25.000,00	4.341	4,51%	96.033.480,88 €	9,60%
25.000,01 - 30.000,00	1.508	1,57%	40.770.430,57 €	4,08%
> 30.000,00	1.082	1,12%	40.787.974,63 €	4,08%
<b>Total</b>	<b>96.194</b>	<b>100,00%</b>	<b>1.000.005.758,01 €</b>	<b>100,00%</b>

**As of the EoP after origination of additional Loan Receivables**

Distribution by Outstanding Discounted Principal Balance (€)	Number of Loans	Percentage of Loans (%)	Outstanding Discounted Principal Balance (€)	Percentage of Balance (%)
0,01 - 5.000,00	31.456	28,50%	84.244.159,58 €	8,25%
5.000,01 - 10.000,00	36.230	32,82%	270.793.598,92 €	26,51%
10.000,01 - 15.000,00	25.118	22,76%	307.392.914,68 €	30,09%
15.000,01 - 20.000,00	11.044	10,01%	188.887.608,16 €	18,49%
20.000,01 - 25.000,00	3.927	3,56%	86.685.170,60 €	8,49%
25.000,01 - 30.000,00	1.390	1,26%	37.737.782,88 €	3,69%
> 30.000,00	1.215	1,10%	45.815.427,64 €	4,48%
<b>Total</b>	<b>110.380</b>	<b>100,00%</b>	<b>1.021.556.662,46 €</b>	<b>100,00%</b>

**Statistics**

	As of initial Pool Cut	As of EoP after origination of additional Loan Receivables
<b>Minimum</b> Outstanding Discounted Principal Balance	504,95 €	12,22 €
<b>Maximum</b> Outstanding Discounted Principal Balance	95.209,47 €	125.253,50 €
<b>Average</b> Outstanding Discounted Principal Balance	10.395,72 €	9.254,91 €

**Distribution by Original Principal Balance**
**As of initial Pool Cut**

Distribution by Original Principal Balance (€)	Number of Loans	Percentage of Loans (%)	Outstanding Discounted Principal Balance (€)	Percentage of Balance (%)
0,01 - 5.000,00	4.646	4,83%	12.584.102,08 €	1,26%
5.000,01 - 10.000,00	25.283	26,28%	139.059.531,92 €	13,91%
10.000,01 - 15.000,00	29.377	30,54%	257.180.229,29 €	25,72%
15.000,01 - 20.000,00	18.317	19,04%	226.291.149,28 €	22,63%
20.000,01 - 25.000,00	10.074	10,47%	163.742.481,08 €	16,37%
25.000,01 - 30.000,00	4.701	4,89%	94.706.906,87 €	9,47%
> 30.000,00	3.796	3,95%	106.441.357,49 €	10,64%
<b>Total</b>	<b>96.194</b>	<b>100,00%</b>	<b>1.000.005.758,01 €</b>	<b>100,00%</b>

**As of the EoP after origination of additional Loan Receivables**

Distribution by Original Principal Balance (€)	Number of Loans	Percentage of Loans (%)	Outstanding Discounted Principal Balance (€)	Percentage of Balance (%)
0,01 - 5.000,00	2.943	2,67%	4.770.483,47 €	0,47%
5.000,01 - 10.000,00	20.221	18,32%	73.524.268,78 €	7,20%
10.000,01 - 15.000,00	32.135	29,11%	211.070.187,69 €	20,66%
15.000,01 - 20.000,00	24.664	22,34%	239.454.194,62 €	23,44%
20.000,01 - 25.000,00	15.276	13,84%	197.613.004,39 €	19,34%
25.000,01 - 30.000,00	7.932	7,19%	128.199.175,27 €	12,55%
> 30.000,00	7.209	6,53%	166.925.348,24 €	16,34%
<b>Total</b>	<b>110.380</b>	<b>100,00%</b>	<b>1.021.556.662,46 €</b>	<b>100,00%</b>

**Statistics**

	As of the initial Pool Cut	As of EoP after origination of additional Loan Receivables
<b>Minimum</b> Original Principal Balance	762,72 €	762,72 €
<b>Maximum</b> Original Principal Balance	123.018,48 €	173.026,80 €
<b>Average</b> Original Principal Balance	14.434,77 €	16.595,39 €

**Interest Rate paid by the Receivable Debtor**

Information Date: 17.11.2006

Interest Rate paid by the Receivable Debtor	Number of Loans	Percentage of Loans (%)	Outstanding Discounted Principal Balance (€)	Percentage of Balance (%)
0,1 % - 0,5 %	652	0,68%	7.029.310,02 €	0,70%
0,6 % - 1,0 %	10.290	10,70%	142.464.924,68 €	14,25%
1,1 % - 1,5 %	40	0,04%	470.225,01 €	0,05%
1,6 % - 2,0 %	8.956	9,31%	101.248.072,68 €	10,12%
2,1 % - 2,5 %	45	0,05%	668.446,00 €	0,07%
2,6 % - 3,0 %	3.703	3,85%	35.611.305,07 €	3,56%
3,1 % - 3,5 %	32	0,03%	383.421,60 €	0,04%
3,6 % - 4,0 %	8.877	9,23%	116.518.497,59 €	11,65%
4,1 % - 4,5 %	55	0,06%	870.591,16 €	0,09%
4,6 % - 5,0 %	9.628	10,01%	111.453.642,49 €	11,15%
5,1 % - 5,5 %	84	0,09%	1.183.336,18 €	0,12%
5,6 % - 6,0 %	2.757	2,87%	31.013.153,33 €	3,10%
6,1 % - 6,5 %	5.332	5,54%	48.313.154,26 €	4,83%
6,6 % - 7,0 %	28.596	29,73%	269.072.328,61 €	26,91%
7,1 % - 7,5 %	1.417	1,47%	11.440.119,24 €	1,14%
7,6 % - 8,0 %	8.017	8,33%	68.600.513,43 €	6,86%
8,1 % - 8,5 %	411	0,43%	3.600.242,49 €	0,36%
8,6 % - 9,0 %	3.046	3,17%	21.634.517,49 €	2,16%
9,1 % - 9,5 %	752	0,78%	3.676.548,38 €	0,37%
9,6 % - 10,0 %	1.799	1,87%	13.856.019,72 €	1,39%
> 10,0 %	1.705	1,77%	10.897.388,58 €	1,09%
<b>Total</b>	<b>96.194</b>	<b>100,00%</b>	<b>1.000.005.758,01 €</b>	<b>100,00%</b>

As of EoP after origination of additional Loan Receivables

Interest Rate paid by the Receivable Debtor	Number of Loans	Percentage of Loans (%)	Outstanding Discounted Principal Balance (€)	Percentage of Balance (%)
0,1 % - 0,5 %	738	0,67%	6.113.649,66 €	0,60%
0,6 % - 1,0 %	21.584	19,55%	216.599.680,86 €	21,20%
1,1 % - 1,5 %	44	0,04%	469.360,35 €	0,05%
1,6 % - 2,0 %	9.000	8,15%	90.618.769,14 €	8,87%
2,1 % - 2,5 %	55	0,05%	650.573,34 €	0,06%
2,6 % - 3,0 %	10.633	9,63%	128.176.293,47 €	12,55%
3,1 % - 3,5 %	30	0,03%	319.158,22 €	0,03%
3,6 % - 4,0 %	13.155	11,92%	146.590.435,89 €	14,35%
4,1 % - 4,5 %	34	0,03%	405.900,99 €	0,04%
4,6 % - 5,0 %	10.363	9,39%	106.002.556,17 €	10,38%
5,1 % - 5,5 %	588	0,53%	8.256.871,43 €	0,81%
5,6 % - 6,0 %	4.209	3,81%	46.236.472,51 €	4,53%
6,1 % - 6,5 %	3.032	2,75%	19.434.203,09 €	1,90%
6,6 % - 7,0 %	17.825	16,15%	122.823.559,78 €	12,02%
7,1 % - 7,5 %	3.500	3,17%	28.267.606,84 €	2,77%
7,6 % - 8,0 %	9.481	8,59%	65.744.534,43 €	6,44%
8,1 % - 8,5 %	919	0,83%	6.384.726,58 €	0,62%
8,6 % - 9,0 %	2.640	2,39%	14.634.732,91 €	1,43%
9,1 % - 9,5 %	156	0,14%	439.585,85 €	0,04%
9,6 % - 10,0 %	1.467	1,33%	8.079.108,75 €	0,79%
> 10,0 %	927	0,84%	5.308.882,20 €	0,52%
<b>Total</b>	<b>110.380</b>	<b>100,00%</b>	<b>1.021.556.662,46 €</b>	<b>100,00%</b>

**Statistics**

	As of initial Pool Cut	As of the EoP after origination of additional Loan Receivables
Minimum Interest Rate Debtor	0,10%	0,10%
Maximum Interest Rate Debtor	13,49%	13,99%
Weighted Average Interest Rate Debtor	4,96%	4,12%

**Distribution by Original Term**
*As of initial Pool Cut*

Lenght of Original Term (months)	Number of Loans	Percentage of Loans (%)	Outstanding Discounted Principal Balance (€)	Percentage of Balance (%)
01 - 12	0	0,00%	- €	0,00%
13 - 24	2.155	2,24%	14.223.565,54 €	1,42%
25 - 36	21.459	22,31%	201.321.049,62 €	20,13%
37 - 48	42.876	44,57%	469.928.522,13 €	46,99%
49 - 60	21.292	22,13%	241.403.237,40 €	24,14%
61 - 72	8.412	8,74%	73.129.383,32 €	7,31%
> 72	0	0,00%	- €	0,00%
<b>Total</b>	<b>96.194</b>	<b>100,00%</b>	<b>1.000.005.758,01 €</b>	<b>100,00%</b>

*As of EoP after origination of additional Loan Receivables*

Lenght of Original Term (months)	Number of Loans	Percentage of Loans (%)	Outstanding Discounted Principal Balance (€)	Percentage of Balance (%)
01 - 12	4	0,00%	8.335,28 €	0,00%
13 - 24	1.350	1,22%	7.802.861,15 €	0,76%
25 - 36	17.683	16,02%	194.725.057,96 €	19,06%
37 - 48	63.824	57,82%	611.222.425,19 €	59,83%
49 - 60	20.790	18,83%	176.689.723,55 €	17,30%
61 - 72	6.684	6,06%	30.898.573,80 €	3,02%
>72	45	0,04%	209.685,53 €	0,02%
<b>Total</b>	<b>110.380</b>	<b>100,00%</b>	<b>1.021.556.662,46 €</b>	<b>100,00%</b>

**Statistics**

	As of initial Pool Cut	As of EoP after origination of additional Loan Receivables
<b>Minimum</b> Original Term in months	20	5
<b>Maximum</b> Original Term in months	72	81
<b>Weighted Average</b> Original Term in months	48,35	48,54

**Distribution by Remaining Term**
**As of initial Pool Cut**

Lenght of Remaining Term (months)	Number of Loans	Percentage of Loans (%)	Outstanding Discounted Principal Balance (€)	Percentage of Balance (%)
01 - 12	0	0,00%	- €	0,00%
13 - 24	17.217	17,90%	128.248.285,17 €	12,82%
25 - 36	35.319	36,72%	342.237.205,69 €	34,22%
37 - 48	35.677	37,09%	434.502.672,17 €	43,45%
49 - 60	7.981	8,30%	95.017.594,98 €	9,50%
> 60	0	0,00%	- €	0,00%
<b>Total</b>	<b>96.194</b>	<b>100,00%</b>	<b>1.000.005.758,01 €</b>	<b>100,00%</b>

**As of EoP after origination of additional Loan Receivables**

Lenght of Remaining Term (months)	Number of Loans	Percentage of Loans (%)	Outstanding Discounted Principal Balance (€)	Percentage of Balance (%)
0 - 12	40.125	36,35%	265.313.913,55 €	25,97%
13 - 24	36.035	32,65%	335.285.675,43 €	32,82%
25 - 36	22.010	19,94%	265.547.891,57 €	25,99%
37 - 48	10.949	9,92%	140.365.503,29 €	13,74%
49 - 60	1.259	1,14%	15.023.345,65 €	1,47%
>60	2	0,00%	20.332,97 €	0,00%
<b>Total</b>	<b>110.380</b>	<b>100,00%</b>	<b>1.021.556.662,46 €</b>	<b>100,00%</b>

**Statistics**

	As of initial Pool Cut	As of EoP after origination of additional Loan Receivables
<b>Minimum</b> Remaining Term in months	18	1
<b>Maximum</b> Remaining Term in months	60	74
<b>Weighted Average</b> Remaining Term in months	35,27	19,20

**Seasoning**
**As of initial Pool Cut**

Seasoning (months)	Number of Loans	Percentage of Loans (%)	Outstanding Discounted Principal Balance (€)	Percentage of Balance (%)
<= 06	30.558	31,77%	383.353.876,97 €	38,34%
07 - 12	20.802	21,63%	215.971.023,34 €	21,60%
13 - 18	19.630	20,41%	186.162.638,32 €	18,62%
19 - 24	11.359	11,81%	106.898.547,82 €	10,69%
25 - 30	8.385	8,72%	69.075.589,33 €	6,91%
31 - 36	3.216	3,34%	25.728.447,17 €	2,57%
37 - 42	1.438	1,49%	8.569.587,66 €	0,86%
43 - 50	806	0,84%	4.246.047,40 €	0,42%
> 50	0	0,00%	- €	0,00%
<b>Total</b>	<b>96.194</b>	<b>100,00%</b>	<b>1.000.005.758,01 €</b>	<b>100,00%</b>

**As of EoP after origination of additional Loan Receivables**

Seasoning (months)	Number of Loans	Percentage of Loans (%)	Outstanding Discounted Principal Balance (€)	Percentage of Balance (%)
<=6	4.512	4,09%	59.275.226,88 €	5,80%
07 - 12	13.235	11,99%	173.853.618,04 €	17,02%
13 - 18	10.821	9,80%	128.869.596,49 €	12,62%
19 - 24	12.279	11,12%	135.200.394,48 €	13,23%
25 - 30	12.927	11,71%	127.196.056,12 €	12,45%
31 - 36	15.211	13,78%	136.806.787,01 €	13,39%
37 - 42	24.480	22,18%	188.344.654,31 €	18,44%
43 - 50	11.135	10,09%	55.570.616,39 €	5,44%
>50	5.780	5,24%	16.439.712,74 €	1,61%
<b>Total</b>	<b>110.380</b>	<b>100,00%</b>	<b>1.021.556.662,46 €</b>	<b>100,00%</b>

**Statistics**

	As of initial Pool Cut	As of EoP after origination of additional Loan Receivables
<b>Weighted Average</b> Seasoning Term in months	13,44	29,58

**Credit Type and Type of Car**

*Credit Type as of initial Pool Cut*

Credit Type	Number of Loans	Percentage of Loans (%)	Outstanding Discounted Principal Balance (€)	Percentage of Balance (%)
Balloon	57.881	60,17%	709.410.381,25 €	70,94%
Equal-Installment Loan	38.313	39,83%	290.595.376,76 €	29,06%
<b>Total</b>	<b>96.194</b>	<b>100,00%</b>	<b>1.000.005.758,01 €</b>	<b>100,00%</b>

*Type of Car as of initial Pool Cut*

Type of Car	Number of Loans	Percentage of Loans (%)	Outstanding Discounted Principal Balance (€)	Percentage of Balance (%)
New	39.075	40,62%	500.082.484,41 €	50,01%
Used	57.119	59,38%	499.923.273,60 €	49,99%
<b>Total</b>	<b>96.194</b>	<b>100,00%</b>	<b>1.000.005.758,01 €</b>	<b>100,00%</b>

*Type of Car: only Balloon Loans as of initial Pool Cut*

Type of Car	Number of Loans	Percentage of Loans (%)	Outstanding Discounted Principal Balance (€)	Percentage of Balance (%)
New	26.328	45,49%	382.694.357,77 €	53,95%
Used	31.553	54,51%	326.716.023,48 €	46,05%
<b>Total</b>	<b>57.881</b>	<b>100,00%</b>	<b>709.410.381,25 €</b>	<b>100,00%</b>

*Type of Car: only Equal-Installment Loans as of initial Pool Cut*

Type of Car	Number of Loans	Percentage of Loans (%)	Outstanding Discounted Principal Balance (€)	Percentage of Balance (%)
New	12.747	33,27%	117.388.126,64 €	40,40%
Used	25.566	66,73%	173.207.250,12 €	59,60%
<b>Total</b>	<b>38.313</b>	<b>100,00%</b>	<b>290.595.376,76 €</b>	<b>100,00%</b>

*Credit Type (as of EoP after origination of additional Loan Receivables)*

Credit Type	Number of Loans	Percentage of Loans (%)	Outstanding Discounted Principal Balance (€)	Percentage of Balance (%)
Balloon	77.408	70,13%	866.459.875,47 €	84,82%
Equal-Instalment Loan	32.972	29,87%	155.096.786,99 €	15,18%
<b>Total</b>	<b>110.380</b>	<b>100,00%</b>	<b>1.021.556.662,46 €</b>	<b>100,00%</b>

*Type of Car (as of EoP after origination of additional Loan Receivables)*

Type of Car	Number of Loans	Percentage of Loans (%)	Outstanding Discounted Principal Balance (€)	Percentage of Balance (%)
New	61.064	55,32%	660.957.459,55 €	64,70%
Used	49.316	44,68%	360.599.202,91 €	35,30%
<b>Total</b>	<b>110.380</b>	<b>100,00%</b>	<b>1.021.556.662,46 €</b>	<b>100,00%</b>

*Type of Car: only Balloon Loans (as of EoP after origination of additional Loan Receivables)*

Type of Car	Number of Loans	Percentage of Loans (%)	Outstanding Discounted Principal Balance (€)	Percentage of Balance (%)
New	47.758	61,70%	591.118.565,58 €	68,22%
Used	29.650	38,30%	275.341.309,89 €	31,78%
<b>Total</b>	<b>77.408</b>	<b>100,00%</b>	<b>866.459.875,47 €</b>	<b>100,00%</b>

*Type of Car: only Equal-Installment Loans (as of EoP after origination of additional Loan Receivables)*

Type of Car	Number of Loans	Percentage of Loans (%)	Outstanding Discounted Principal Balance (€)	Percentage of Balance (%)
New	13.306	40,36%	69.838.893,97 €	45,03%
Used	19.666	59,64%	85.257.893,02 €	54,97%
<b>Total</b>	<b>32.972</b>	<b>100,00%</b>	<b>155.096.786,99 €</b>	<b>100,00%</b>

**Balloon in % of Outstanding Original Principal Balance**

Length of Remaining Term months	Number of Loans	Percentage of Loans (%) of Total Balloon Loans	Balloon	Balloon in % of Original Principal Balance
0	658	0,85%	4.824.002,52 €	40,59%
1	882	1,14%	5.771.015,18 €	40,00%
2	1.123	1,45%	7.182.892,70 €	40,18%
3	1.157	1,49%	7.707.404,90 €	39,57%
4	1.155	1,49%	7.190.892,73 €	38,76%
5	1.321	1,71%	8.594.554,10 €	39,54%
6	2.100	2,71%	14.529.951,64 €	41,93%
7	2.566	3,31%	19.006.874,63 €	43,59%
8	3.675	4,75%	28.691.921,05 €	44,68%
9	4.307	5,56%	35.656.338,07 €	45,70%
10	4.477	5,78%	38.445.224,11 €	46,19%
11	2.287	2,95%	18.493.873,43 €	44,76%
12	2.466	3,19%	20.040.622,71 €	45,57%
13	2.733	3,53%	22.912.208,48 €	45,75%
14	3.002	3,88%	24.474.336,31 €	45,17%
15	2.959	3,82%	24.777.119,94 €	45,81%
16	1.955	2,53%	15.962.616,89 €	43,57%
17	1.682	2,17%	13.771.633,99 €	45,23%
18	1.972	2,55%	16.267.031,48 €	45,67%
19	1.902	2,46%	16.092.662,40 €	45,63%
20	1.792	2,32%	14.921.583,05 €	45,53%
21	1.840	2,38%	16.046.310,67 €	45,50%
22	1.706	2,20%	14.236.166,36 €	45,03%
23	1.695	2,19%	14.505.689,64 €	46,14%
24	2.204	2,85%	18.873.480,64 €	47,03%
25	2.149	2,78%	19.068.006,69 €	46,65%
26	1.942	2,51%	17.387.523,34 €	47,02%
27	1.810	2,34%	17.127.582,96 €	46,70%
28	1.446	1,87%	12.380.902,50 €	44,87%
29	1.574	2,03%	13.401.289,30 €	45,29%
30	1.350	1,74%	11.316.549,84 €	45,25%
31	1.249	1,61%	10.419.991,59 €	44,91%
32	1.018	1,32%	8.468.467,02 €	43,68%
33	916	1,18%	7.375.060,44 €	43,00%
34	786	1,02%	6.316.717,27 €	42,96%
35	682	0,88%	5.235.715,37 €	41,34%
36	1.149	1,48%	9.421.972,96 €	42,54%
37	1.078	1,39%	8.471.989,88 €	42,05%
38	928	1,20%	7.574.688,71 €	43,00%
39	722	0,93%	5.877.390,62 €	41,83%
40	616	0,80%	4.675.024,88 €	40,56%
41	876	1,13%	6.298.738,37 €	42,26%
42	1.020	1,32%	7.465.997,37 €	41,89%
43	813	1,05%	5.949.685,24 €	41,72%
44	619	0,80%	4.493.174,68 €	42,23%
45	450	0,58%	3.296.540,91 €	41,00%
46	258	0,33%	1.878.163,31 €	41,44%
48	77	0,10%	497.444,68 €	36,13%
49	58	0,07%	314.605,33 €	33,64%
50	44	0,06%	240.060,26 €	33,35%
51	30	0,04%	160.670,71 €	31,65%
52	13	0,02%	89.117,66 €	27,26%
56	4	0,01%	26.393,37 €	26,90%
58	3	0,00%	18.534,55 €	27,82%
59	1	0,00%	4.000,00 €	20,18%
60	1	0,00%	17.625,43 €	36,85%
<b>Total</b>	<b>77.408</b>	<b>100,00%</b>	<b>624.842.004,37 €</b>	<b>44,44%</b>

## Distribution by Vehicle Makes and Models

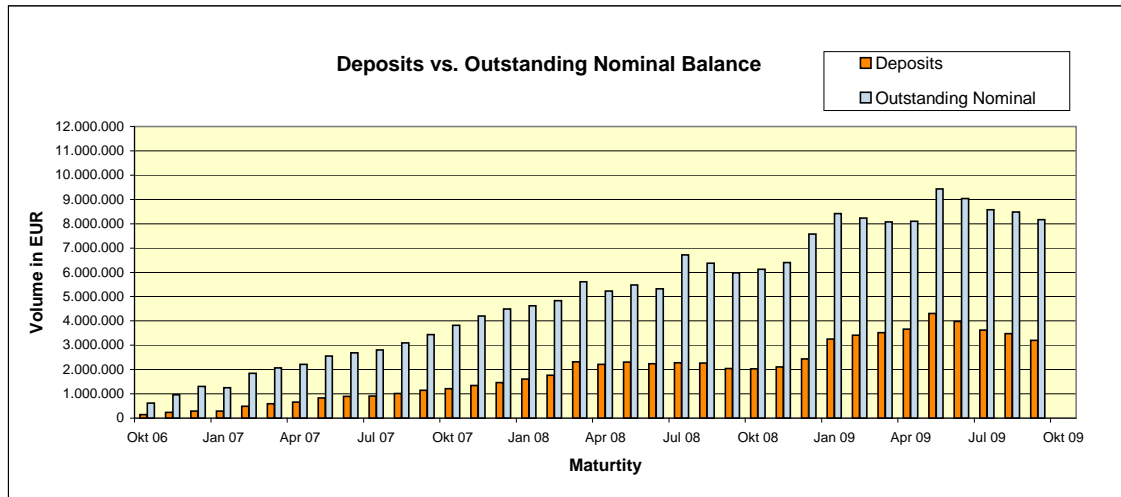
Make	Model	Number of Loans	Percentage of Loans (%)	Outstanding Discounted Principal Balance (€)	Percentage of Balance (%)
Audi	A2	757	0,6858%	3.641.412,32 €	0,3565%
	A3	4.369	3,9581%	49.373.311,92 €	4,8331%
	A4	6.314	5,7202%	74.538.894,32 €	7,2966%
	A5	144	0,1305%	4.709.656,28 €	0,4610%
	A6	2.477	2,2441%	37.744.049,45 €	3,6948%
	A8	216	0,1957%	5.024.767,86 €	0,4919%
	TT	744	0,6740%	11.185.101,76 €	1,0949%
	Q5	29	0,0263%	1.077.934,44 €	0,1055%
	Q7	213	0,1930%	8.044.622,38 €	0,7875%
	Other	19	0,0172%	115.732,96 €	0,0113%
	<b>Subtotal</b>	<b>15.282</b>	<b>13,8449%</b>	<b>195.455.483,69 €</b>	<b>19,1331%</b>
Seat	Alhambra	541	0,4901%	4.896.080,65 €	0,4793%
	Altea	534	0,4838%	3.879.290,90 €	0,3797%
	Arosa	342	0,3098%	775.366,56 €	0,0759%
	Cordoba	238	0,2156%	872.452,49 €	0,0854%
	Ibiza	3.010	2,7269%	19.303.317,18 €	1,8896%
	Inca	19	0,0172%	39.741,20 €	0,0039%
	Leon	2.078	1,8826%	16.245.609,63 €	1,5903%
	Marbella	1	0,0009%	882,54 €	0,0001%
	Toledo	1.272	1,1524%	10.849.896,01 €	1,0621%
	Exeo	1	0,0009%	9.727,55 €	0,0010%
	Other	1	0,0009%	1.507,06 €	0,0001%
	<b>Subtotal</b>	<b>8.037</b>	<b>7,2812%</b>	<b>56.873.871,77 €</b>	<b>5,5674%</b>
Skoda	Fabia	6.672	6,0446%	41.994.905,34 €	4,1109%
	Felicia, Favorit	25	0,0226%	53.652,27 €	0,0053%
	Octavia	5.010	4,5389%	46.699.918,23 €	4,5714%
	Superb	465	0,4213%	5.378.114,35 €	0,5265%
	Roomster	1.041	0,9431%	9.911.589,94 €	0,9702%
	Yeti	1	0,0009%	10.017,51 €	0,0010%
	Other	3	0,0027%	13.858,64 €	0,0014%
	<b>Subtotal</b>	<b>13.217</b>	<b>11,9741%</b>	<b>104.062.056,28 €</b>	<b>10,1866%</b>
VW	Bora	639	0,5789%	2.769.918,08 €	0,2711%
	Caddy	1.792	1,6235%	16.583.239,85 €	1,6233%
	Käfer	5	0,0045%	23.300,76 €	0,0023%
	Fox	2.539	2,3002%	12.674.257,22 €	1,2407%
	Golf	25.815	23,3874%	221.566.625,46 €	21,6891%
	EOS	902	0,8172%	14.763.265,70 €	1,4452%
	Jetta, Vento	650	0,5889%	5.761.345,36 €	0,5640%
	LT, Crafter	122	0,1105%	1.203.464,86 €	0,1178%
	Lupo	880	0,7972%	2.361.345,87 €	0,2312%
	New Beetle	790	0,7157%	6.807.205,34 €	0,6664%
	Passat	7.943	7,1961%	87.992.143,70 €	8,6135%
	Phaeton	69	0,0625%	1.261.845,27 €	0,1235%
	Polo	11.033	9,9955%	74.284.451,20 €	7,2717%
	Sharan	1.958	1,7739%	19.797.194,92 €	1,9379%
	T4, T5	3.418	3,0966%	45.556.657,42 €	4,4595%
	Touareg	520	0,4711%	12.451.442,79 €	1,2189%
	Touran	7.297	6,6108%	88.048.128,72 €	8,6190%
	Tiguan	703	0,6369%	14.475.732,83 €	1,4170%
	Scirocco	158	0,1431%	2.705.361,57 €	0,2648%
	Other	6	0,0054%	15.782,83 €	0,0015%
	<b>Subtotal</b>	<b>67.239</b>	<b>60,9159%</b>	<b>631.102.709,75 €</b>	<b>61,7785%</b>
<b>Non VW Group Vehicles</b>	<b>Subtotal</b>	<b>6.605</b>	<b>5,9839%</b>	<b>34.062.540,97 €</b>	<b>3,3344%</b>
	<b>Total</b>	<b>110.380</b>	<b>100,0000%</b>	<b>1.021.556.662,46 €</b>	<b>100,0000%</b>

**Geographic Distribution**

Region	Number of Loans	Percentage of Loans (%)	Outstanding Discounted Principal Balance (€)	Percentage of Balance (%)
Baden-Wuerttemberg	12.031	10,90%	118.254.366,91 €	11,58%
Bavaria	13.314	12,06%	135.580.464,41 €	13,27%
Berlin	2.329	2,11%	23.889.914,36 €	2,34%
Brandenburg	4.650	4,21%	40.885.790,57 €	4,00%
Bremen	670	0,61%	6.000.789,03 €	0,59%
Hamburg	1.681	1,52%	15.991.005,54 €	1,57%
Hesse	7.725	7,00%	74.895.917,33 €	7,33%
Lower Saxony	11.757	10,65%	104.396.839,76 €	10,22%
Mecklenburg-Vorpommern	3.703	3,35%	29.855.078,48 €	2,92%
North Rhine-Westphalia	21.721	19,68%	199.843.301,37 €	19,56%
Rhineland-Palatinate	5.020	4,55%	45.792.765,21 €	4,48%
Saarland	833	0,75%	7.616.928,79 €	0,75%
Saxony	9.192	8,33%	81.879.231,32 €	8,02%
Saxony-Anhalt	5.721	5,18%	48.468.232,08 €	4,74%
Schleswig-Holstein	4.273	3,87%	35.954.443,78 €	3,52%
Thuringia	5.760	5,22%	52.251.593,52 €	5,11%
<b>Total</b>	<b>110.380</b>	<b>100,00%</b>	<b>1.021.556.662,46 €</b>	<b>100,00%</b>

**Potential Set Off Risk**

	Number of Customers with Deposits	Deposits	Outstanding Nominal Balance of customer with deposit	Outstanding Discounted Principal Balance of customers with deposit	Discounted Principal Balance EoP after origination of additional Loan Receivables
	894	3.197.510,39 €	8.600.052,74 €	8.161.314,07 €	1.021.556.662,46 €
<b>Total</b>	<b>894</b>	<b>3.197.510,39 €</b>	<b>8.600.052,74 €</b>	<b>8.161.314,07 €</b>	<b>1.021.556.662,46 €</b>



	Current Set Off Risk	Trigger*
% of Aggregate Discounted Principal Balance	<b>0,3130%</b>	<b>1,0000%</b>

\* Breach of this trigger in conjunction with the loss of VW Bank's investment grade rating, obliges VW Bank to post additional collateral equal to the potential set-off risk which will be adjusted on a monthly basis (the "Set-Off Risk Reserve"). The Set-Off Risk Reserve shall be deposited in the Cash Collateral Account and is exclusively reserved to cover set-off risks.

## Glossary

Additional Overcollateralisation Percentage:	VW Bank will sell Additional Loan Receivables to Driver Three at any Additional Purchase Date for a purchase Price (the "Additional Purchase Price" ) equalling the Discounted Principal Balance of such Additional Loan Receivables as of the respective Additional Cutoff Date multiplied by a factor of 0.97 (i.e. 1.00 minus 0.03 (the additional overcollateralisation percentage of 3.00% divided by 100)) (the "Additional Overcollateralisation Percentage")
Accumulation Account:	During the Revolving Period, on each Payment Date (each an Additional Purchase Date) collections and other funds received during each Monthly Period that are allocable to the principal of the Notes pursuant to step tenth of the Order of Priority as defined in § 23(3)(i)(A) of the Trust Agreement shall be held in the Accumulation Account without triggering an Early Amortisation Event. No funds will be deposited in the Accumulation Account on any Payment
Cash Collateral Increase Event:	A "Cash Collateral Increase Event" means the day when VW Bank receives the notification by Fitch that Fitch has determined that VW Bank's capacity for meeting its financial commitments would no longer equal a rating of at least F3 by Fitch.
Collections:	Available Distribution Amount on each payment day as described in the Offering Circular.
Contracts after Final Statement:	Contracts without a collateral.
Delinquent contract:	The outstanding value of a contract which were past due more than 30 days.
Defaulted contract:	The outstanding value of a terminated contract
Late Delinquency Ratio:	"Late Delinquency Ratio" means, expressed as a percentage, the ratio of (i) Late Delinquency Loan Receivables as nominator and (ii) the Aggregate Discounted Principal Balance as denominator.
Late Delinquency Loan Receivables:	"Late Delinquency Loan Receivables" means (i) any Loan Receivables for which more than six instalments are overdue and (ii) any Loan Receivable which is classified as "After Final Statement".
Contract after Final Statement	A contract for which no collateral exist anymore.
Write Off:	The value of contracts which were written off as irrevocable.
Discount:	Reimbursement of interest which was calculated on the initial term and which was not used eg. due to a termination of a contract.
Recoveries:	All money received after a termination of a contract
Revolving Period:	Means the time from October 27th, 2006 until November 20th, 2009 During the Revolving Period, no principal will be paid to the Noteholders. Instead, on each Payment Date during the Revolving Period, amounts allocable to principal payments will be used to purchase Additional Loan Receivables. If such amounts are not applied to purchase Additional Loan Receivables, then
Net Swap Payment:	Positive Value means that Driver Three is in a receiving position/Negative value means that Driver Three is in a paying Position.
BoP:	Beginn of Period
EoP:	End of Period