

**Deal Name:** DRIVER SIX

**Issuer:** DRIVER SIX GmbH  
Steinweg 3-5  
60313 Frankfurt am Main  
Federal Republic of Germany  
fax +49 (0) 69/ 2992-5387

**Seller of the Receivables:** Volkswagen Bank GmbH

**Servicer Name:** Volkswagen Bank GmbH

**Reporting Entity:** Volkswagen Bank GmbH  
ABS Operations  
Dep. F-RWABO  
Gifhorner Straße 57  
38112 Braunschweig  
Federal Republic of Germany

**Contact:** phone +49 (0) 531 212 1358  
fax: +49 (0) 531/ 212 77540  
ABSOperations@VWFS.com

**Administrator:** Wilmington Trust SP Services (Frankfurt) GmbH  
Steinweg 3-5  
60313 Frankfurt am Main  
Federal Republic of Germany  
fax +49 (0) 69/ 2992-5387

<b>Page</b>	<b>Tables of Contents</b>
<b>2</b>	Contents
<b>3</b>	Deal Overview
<b>4</b>	Deal Overview: Counterparties I.
<b>5</b>	Deal Overview: Counterparties II.
<b>6</b>	Information regarding the Notes I.
<b>7</b>	Information regarding the Notes II.
<b>8</b>	Credit Enhancement
<b>9</b>	Swap/ Waterfall
<b>10</b>	Run Out Schedule
<b>11</b>	Amortisation Notes
<b>12</b>	Write-Offs/ Performance Trigger
<b>13</b>	Deposits - Potential Set Off Risk
<b>14</b>	Overview Outstanding Contracts
<b>15</b>	Delinquent Contracts
<b>16</b>	Defaulted Contracts
<b>17</b>	Poolinformation I. - Make: New and Used Cars
<b>18</b>	Poolinformation II. - Down Payments, Customer Type and Type of Payment
<b>19</b>	Poolinformation III. - Obligor Concentration
<b>20</b>	Poolinformation IV. - Distribution by Outstanding Discounted Balance and Original Principal Balance
<b>21</b>	Poolinformation V. - Interest Rate paid by the Receivable Debtor
<b>22</b>	Poolinformation VI. - Distribution by Original Term, Remaining Term and Seasoning
<b>23</b>	Poolinformation VII. - Credit Type and Type of Car
<b>24</b>	Poolinformation VIII. - Distribution by Vehicle Makes and Models
<b>25</b>	Poolinformation IX. - Geographic Distribution
<b>26</b>	Glossary

**Deal Overview**

<b>Cut Off Date:</b>	31.08.2008		
<b>Issue Date:</b>	30.09.2008	<b>Legal Maturity Date:</b>	September 2014
<b>Reporting Period:</b>	Jun 09		
<b>Reporting Date:</b>	16.07.2009	16th of each month (for previous month)	
<b>Reporting Frequency:</b>	monthly		
<b>Period No.:</b>	10		
<b>Payment Date:</b>	21.07.2009	21st of each month (for previous month)	
<b>Next payment Date:</b>	21.08.2009		
<b>Asset Collection Period:</b>	01.06.2009	until	30.06.09
<b>Interest Accrual Period:</b>	22.06.2009	until	20.07.09
		<b>Days accrued:</b>	29
<b>Note Payment Period:</b>	22.06.2009	until	20.07.09
<b>Poolinformation at Pool Cut</b>			
	<b>Number of Contracts</b>	<b>Outstanding Discounted Principal Balance</b>	<b>Outstanding Nominal Balance</b>
Outstanding Pool	80.521	1.000.000.795,01 €	1.138.413.772,73 €
Repurchased Loan Contracts	-	- €	- €
(cumulative since Cut Off Date)	-	- €	- €
<b>Credit Type</b>	<b>Percentage of Loans (%)</b>	<b>Outstanding Discounted Principal Balance</b>	<b>Percentage of Balance (%)</b>
Balloon	71,62%	805.103.359,22 €	80,51%
Equal-Installment Loan	28,38%	194.897.435,79 €	19,49%
<b>Total</b>	<b>100,00%</b>	<b>1.000.000.795,01 €</b>	<b>100,00%</b>
<b>Type of Car</b>	<b>Percentage of Loans (%)</b>	<b>Outstanding Discounted Principal Balance</b>	<b>Percentage of Balance (%)</b>
New	56,62%	640.264.401,92 €	64,03%
Used	43,38%	359.736.393,09 €	35,97%
<b>Total</b>	<b>100,00%</b>	<b>1.000.000.795,01 €</b>	<b>100,00%</b>

**Deal Overview: Counterparties I.**

	Name	Rating*								
		Moody's			Fitch			S & P		
		Long Term	Short Term	Outlook	Long Term	Short Term	Outlook	Long Term	Short Term	Outlook
<b>Joint Lead Managers:</b>	<b>BNP Paribas, London Branch</b> Attn.: Asset Securitisation Group 10 Harewood Avenue London NW1 6AA United Kingdom	Aa1	P-1	Negative	AA	F1+	Negative	AA	A-1+	Negative
	<b>Skandinaviska Enskilda Banken AB publ (SEB)</b> Merchant Banking, Capital Markets Securitisation Kungsträdgårdsgatan 8 SE-10640 Stockholm Sweden	A1	P-1	Negative	A+	F1	Stable	A	A-1	Negative
<b>Accounts:</b>	<b>BNP Paribas Securities Services, Luxembourg Branch</b> Attn.: Global Corporate Trust 33, rue der Gasperich Howald - Hesperange L-2085 Luxembourg Luxembourg	Aa1	P-1	Negative	AA	F1+	Negative	AA	A-1+	Negative
Cash Collateral Distribution Monthly Collateral										
<b>Paying Agent/ Calculation Agent:</b>	<b>BNP Paribas Securities Services, Luxembourg Branch</b> Attn.: Global Corporate Trust 33, rue der Gasperich Howald - Hesperange L-2085 Luxembourg Luxembourg	Aa1	P-1	Negative	AA	F1+	Negative	AA	A-1+	Negative
<b>Swap Counterparty:</b>	<b>BNP Paribas, London Branch</b> Attn.: Legal and Transaction Management Group - ISDA 10 Harewood Avenue London NW1 6AA United Kingdom	Aa1	P-1	Negative	AA	F1+	Negative	AA	A-1+	Negative

\* Ratings last updated on 07/07/2009

**Deal Overview: Counterparties II.**

<b>Security Trustee:</b>	<b>Wilmington Trust (London) Ltd.</b> Fifth Floor 6 Broad Street Place London EC2M 7 JH United Kingdom
<b>Data Protection Trustee:</b>	<b>Wilmington Trust SP Services (Frankfurt) GmbH</b> Steinweg 3-5 60313 Frankfurt am Main, Federal Republic of Germany
<b>Rating Agencies:</b>	<p><b>MOODY'S Deutschland GmbH</b> Attn.: Monitoring An der Welle 5 60322 Frankfurt/Main Federal Republic of Germany <a href="mailto:monitor.abs@moodys.com">monitor.abs@moodys.com</a></p> <p><b>Fitch Ratings Limited</b> Attn.: Structured Finance Surveillance 1st Floor, 101 Finsbury Pavement London EC2A 1RS United Kingdom <a href="mailto:absurveillance@fitchratings.com">absurveillance@fitchratings.com</a></p> <p><b>Standard &amp; Poors Ratings Services</b> Attn.: Structured Finance Surveillance Department 20 Canada Square London E14 5LH United Kingdom <a href="mailto:ABSeuropeansurveillance@standardandpoors.com">ABSeuropeansurveillance@standardandpoors.com</a></p>
<b>Administrator:</b>	<b>Wilmington Trust SP Services (Frankfurt) GmbH</b> Steinweg 3-5 60313 Frankfurt am Main Federal Republic of Germany fax +49 (0) 69/ 2992-5387

**Rating of Volkswagen Bank GmbH and Volkswagen AG**

**Volkswagen Bank GmbH**  
**Volkswagen AG**

Rating*								
Moody's			Fitch			S & P		
Short Term	Long Term	Outlook	Short Term	Long Term	Outlook	Short Term	Long Term	Outlook
P-1	A2	Possible Downgrade	n.a.	n.a.	n.a.	A-1	A	Watch Negative
P-2	A3	Possible Downgrade	F2	BBB+	Watch Negative	A-2	A-	Watch Negative

\* Ratings last updated on 07/07/2009

**Rating Related Triggers**
**Future Rating Triggers:**
VAT-Risk

Fitch informs VW Bank that its short-term rating fell to below F3. This will trigger an increase of the Cash Collateral Account with an amount equal to 0,17% of the Aggregate Discounted Principal Balance at payment date, which is exclusively reserved to cover any VAT burden in case a replacement servicer is appointed.

Set Off Risk

A Set-Off Risk Reserve shall be deposited in the Cash Collateral Account if  
 (a)(i) deposits by borrowers are greater than 1% of the Aggregate Discounted Principal Balance and  
 (ii) VW Bank's long-term rating fell to below BBB- by Fitch and/or Baa3 by Moody's  
 and/or  
 (b) VW Bank's short-term rating fell to below A-2 by S&P, or if VW Bank is not subject to an S&P short-term rating, VW Bank's long-term rating from S&P is lower than BBB+.

**Information regarding the Notes I.**

<u>Rating Details:</u>	<u>Class A</u>	<u>Class B</u>
<b>Rating at Issue Date</b>		
Fitch	AAA	A+
Moody's	Aaa	A1
Standard & Poors	AAA	A+
<b>Current Rating</b>		
Fitch	AAA	A+
Moody's	Aaa	A1
Standard & Poors	AAA	A+
<b>Information on Notes</b>		
Original Maturity Date:	Sep 2014	Sep 2014
Original Repayment Date:	Sep 2013	Sep 2013
ISIN:	XS0387993636	XS0387993982
Common Code:	038799363	038799398
Nominal Amount:	50,000	50,000
<b>Information on Interest</b>		
Spread/Margin:	90 bps.	170 bps.
Index Rate:	1-Month Euribor	1-Month Euribor
Fixed/ Floating:	floating	floating
Current Coupon:	1-M-Euribor + 90 bps	1-M-Euribor + 170 bps
Day Count Convention	actual/ 360	actual/ 360
<b>Clean-Up Call</b>		
<p>VW Bank will have the right at its option to exercise a clean-up call and to repurchase the Loan Receivables from DRIVER SIX at any time when the sum of the Discounted Principal Balance for all loan contracts is less than 9% of the sum of the Discounted Principal Balance for all Loan contracts as of the Cut Off Date, provided that all payment obligations under the Notes will be thereby fulfilled.</p>		

**Information regarding the Notes II.**

<b>Monthly Period:</b>	June 09	
<b>Payment Date:</b>	21.07.2009	
<b>Interest Accrual Period (from/until):</b>	22.06.2009	20.07.2009
<b>Days Accrued:</b>	29	
<b>Base Interest Rate (1-Month Euribor):</b>	0,9480%	
<b>Currency:</b>	EUR	
<b>Day Count Convention:</b>	ACT/360	

<u>Interest Payments</u>	<u>Class A</u>	<u>Class B</u>
Total Interests Amount of the Reporting Period	1.135.936,07 €	66.126,44 €
Paid interest:	- 1.135.936,07 €	- 66.126,44 €
<u>Unpaid Interest:</u>		
Unpaid interest of the Reporting Period:	- €	- €
Cumulative unpaid interest:	- €	- €

<u>Note Balance</u>	<u>Class A</u>	<u>Class B</u>
Note Balance (Cut Off Date):	936.000.000,00 €	31.000.000,00 €
Note Balance (Beginning of Period):	763.056.028,80 €	31.000.000,00 €
Unallocated Redemption Amount from Previous Period	8,60 €	
Available Redemption Amount Reporting Period	19.187.943,39 €	
Total Available Redemption Amount	19.187.951,99 €	
Redemption Amount per Class	-19.187.812,80 €	0,00 €
Unallocated Redemption Amount per note class from current period	139,19 €	0,00 €
Note Balance (End of Period):	<u>743.868.216,00 €</u>	<u>31.000.000,00 €</u>

<u>Payments to Investors - Per Eur 50.000,- Denomination</u>	<u>Class A</u>	<u>Class B</u>
Interest (1-M-Euribor + 0,06% Class A/ + 0,18% Class B)	-60,68 €	-106,66 €
Principal Repayment by Note:	-1.024,99 €	0,00 €
Pool Factor:	0,794731	1,000000

<u>Overcollateralisation</u>	<u>Class A</u>	<u>Class B</u>
Initial OC Percentage at Poolcut	6,4001%	3,3001%
Current OC Percentage	8,2716%	4,4489%
Target OC Percentage	9,1000%	5,2000%

## Credit Enhancement

### Credit Enhancement as of Cut Off Date

	% of Aggregate Discounted Principal Balance	Value
Class B Note*	3,10%	31.000.000,00 €
Subordinated Loan	2,80%	28.000.795,01 €
Overcollateralization	0,50%	5.000.000,00 €
Cash Collateral Account	1,50%	15.000.011,93 €

\* for subordination to class A note

### Cash Collateral Account (CCA)

	in EUR	in % of Outstanding Discounted Balance as of	
<b>Initial Balance at Poolcut</b>	<b>15.000.011,93 €</b>	1,50%	Poolcut
Targeted Balance (Floor)	12.500.009,94 €	1,25%	Poolcut
<b>Balance as of the Beginning of the Period</b>	<b>12.500.009,94 €</b>	1,51%	BoPeriod
Payment from CCA/ Payment to CCA	0,00 €	-	-
<b>Balance as of the End of the Period</b>	<b>12.500.009,94 €</b>	1,54%	EoPeriod

### Calculation of Credit Enhancement:

DRIVER SIX's Credit Enhancement consists of the items listed above calculated on the initial Discounted Principal Balance as of the Cut Off day. The result provides an absolute value which will be applied to the (amortized) Discounted Principal Balance as of the end of the monthly period. This process is continuing until a Credit enhancement of 9,10% of Class A (5,20% of Class B) has been reached.

The Class B Notes benefit from the Subordinated Loan, the Overcollateralisation and the Cash Collateral Account.

- The transaction starts with sequential amortisation and therefore initially only the Class A Notes will receive principal payments
- The transaction switches into pro rata amortisation once an overcollateralisation percentage (i.e. credit enhancement excluding cash collateral) of 9,10% for the Class A Notes and 5,20% for the Class B Notes has been reached
- The amortisation will revert to sequential in case the total amount of notes outstanding falls below 10% of the initial notes outstanding

## Swap/ Waterfall

### Amortising Interest Rate Swap

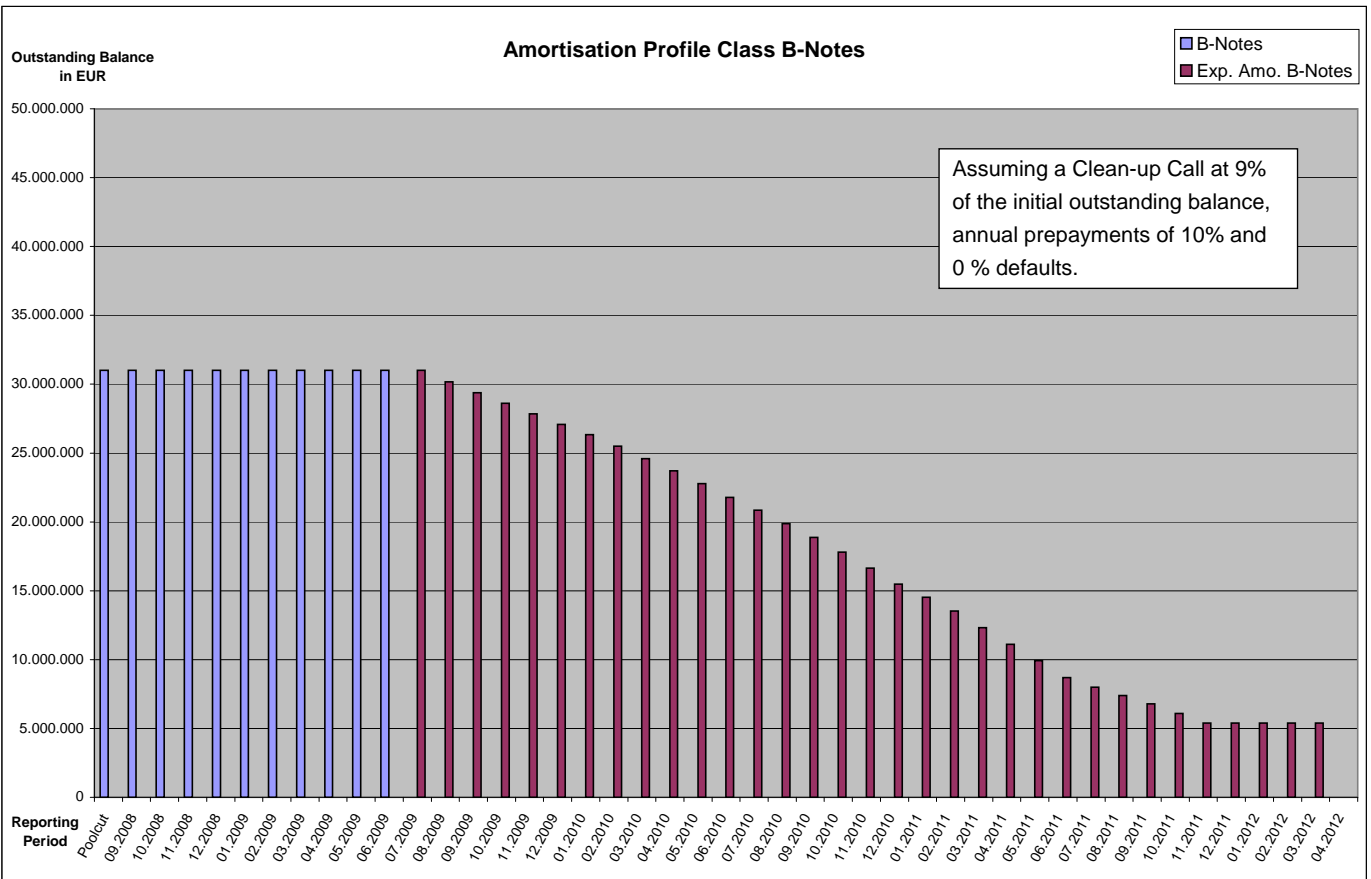
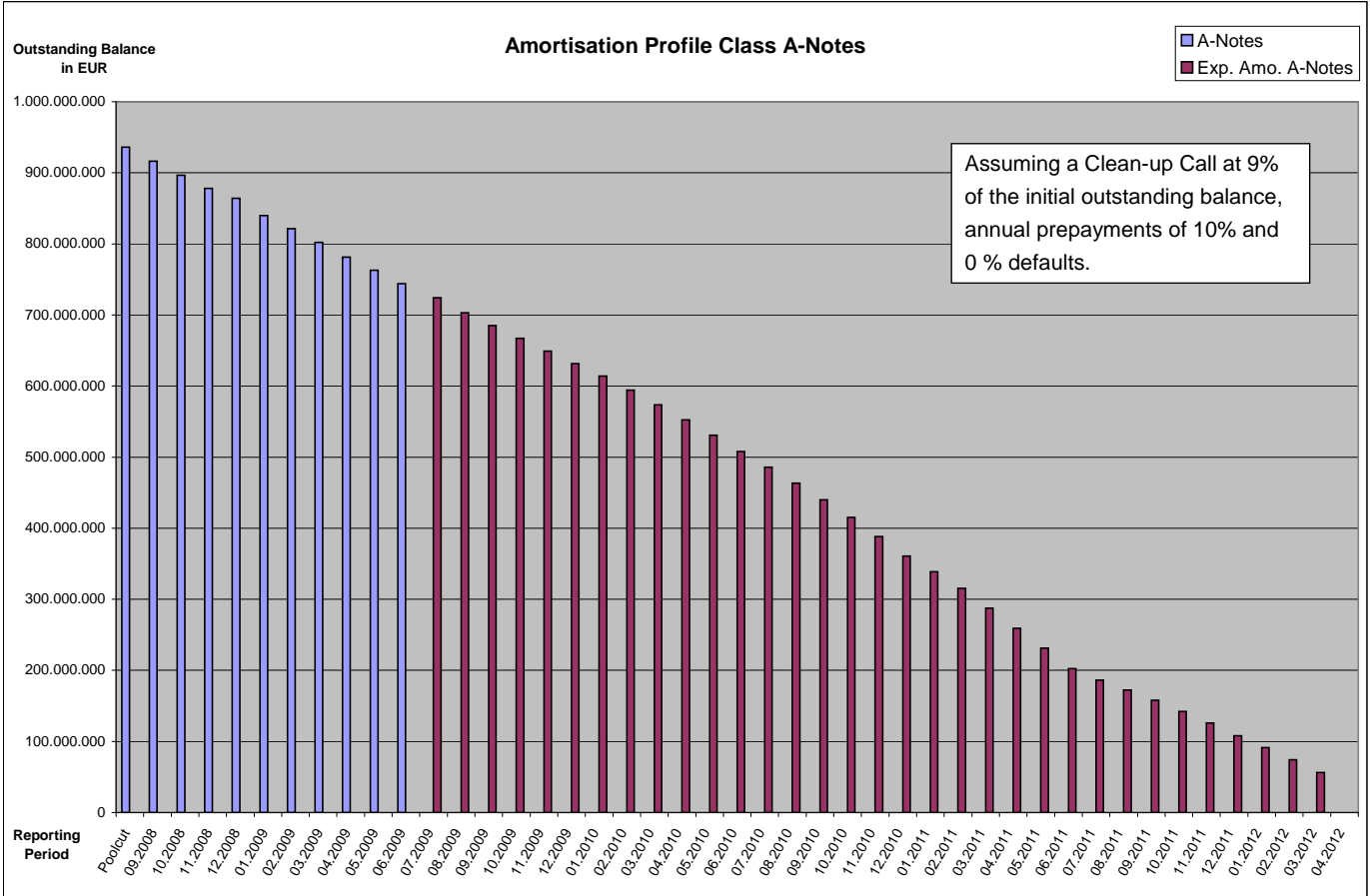
	<u>Class A</u>	<u>Class B</u>
Initial Principal	936.000.000,00 €	31.000.000,00 €
Underlying Principal for Reporting Period	763.056.028,80 €	31.000.000,00 €
<i>Paying Leg</i>	<i>Fix Interest Rate</i>	
<i>Receiving Leg</i>	<i>Floating Interest Rate</i>	
<b>Net Swap payments/ Receipts</b>	- 2.126.128,45 €	- 86.806,89 €

### Waterfall

		<b>Payment</b>	<b>Remaining Amount</b>
Remaining Balance from Previous Period		8,60 €	
Available Distribution Amount	plus	23.295.460,48 €	23.295.469,08 €
Fees	less -	692.519,24 €	22.602.949,84 €
Net Swap Payments Class A	less -	2.126.128,45 €	20.476.821,39 €
Net Swap Payments Class B	less -	86.806,89 €	20.390.014,50 €
Interest Class A	less -	1.135.936,07 €	19.254.078,43 €
Interest Class B	less -	66.126,44 €	19.187.951,99 €
Payment to Cash Collateral Account	less	- €	19.187.951,99 €
Redemption Class A	less -	19.187.812,80 €	139,19 €
Redemption Class B	less	- €	139,19 €
Remaining Amount Due to Rounding	less -	139,19 €	- €
Other Payments to Swap Counterparties	less	- €	- €
Interest Subordinated Loan	less	- €	- €
Payment to Subordinated Lender or VW Bank	less	- €	- €
Payment from Cash Collateral Account		- €	- €
Payment to Subordinated Lender or VW Bank	less	- €	- €

**Run Out Schedule**

At the End of Previous Reporting Period 31.05.2009				At the end of Reporting Period 30.06.2009			
Payment Period	ABS Remaining Depreciation	ABS Remaining Interest	ABS Remaining Instalments	Payment Period	ABS Remaining Depreciation	ABS Remaining Interest	ABS Remaining Instalments
arrears	599.353,36 €	187.521,01 €	786.874,37 €	arrears	650.448,90 €	199.168,24 €	849.617,14 €
06.2009	9.776.010,31 €	3.117.931,14 €	12.893.941,45 €				
07.2009	13.643.349,49 €	4.246.274,80 €	17.889.624,29 €	07.2009	9.985.989,51 €	3.124.278,61 €	13.110.268,12 €
08.2009	13.717.243,04 €	4.177.687,81 €	17.894.930,85 €	08.2009	13.580.554,80 €	4.144.456,50 €	17.725.011,29 €
09.2009	13.790.522,77 €	4.108.564,79 €	17.899.087,56 €	09.2009	13.662.960,64 €	4.078.310,69 €	17.741.271,32 €
10.2009	13.863.172,33 €	4.038.007,43 €	17.901.179,76 €	10.2009	13.737.234,28 €	4.009.364,39 €	17.746.598,67 €
11.2009	13.931.530,52 €	3.966.379,90 €	17.897.910,42 €	11.2009	13.806.388,64 €	3.938.457,56 €	17.744.846,20 €
12.2009	14.000.370,08 €	3.894.557,67 €	17.894.927,75 €	12.2009	13.874.201,48 €	3.867.477,06 €	17.741.678,54 €
01.2010	14.066.832,16 €	3.821.940,34 €	17.888.772,50 €	01.2010	13.941.133,17 €	3.795.777,29 €	17.736.910,46 €
02.2010	17.038.691,83 €	3.750.797,41 €	20.789.489,24 €	02.2010	16.859.296,66 €	3.725.405,95 €	20.584.702,61 €
03.2010	18.913.835,35 €	3.659.260,58 €	22.573.095,93 €	03.2010	18.743.712,62 €	3.634.787,81 €	22.378.500,43 €
04.2010	19.323.513,89 €	3.562.223,55 €	22.885.737,44 €	04.2010	19.123.881,33 €	3.538.532,63 €	22.662.413,96 €
05.2010	20.663.723,68 €	3.462.395,09 €	24.126.118,77 €	05.2010	20.479.676,09 €	3.439.704,88 €	23.919.380,97 €
06.2010	22.538.463,77 €	3.354.836,24 €	25.893.300,01 €	06.2010	22.341.480,54 €	3.333.070,79 €	25.674.551,33 €
07.2010	21.834.051,55 €	3.237.952,04 €	25.072.003,59 €	07.2010	21.659.695,35 €	3.217.126,09 €	24.876.821,44 €
08.2010	22.931.746,31 €	3.124.517,04 €	26.056.263,35 €	08.2010	22.728.688,55 €	3.104.627,59 €	25.833.316,14 €
09.2010	24.040.570,41 €	3.005.498,74 €	27.046.069,16 €	09.2010	23.873.965,80 €	2.986.752,23 €	26.860.718,03 €
10.2010	26.983.125,03 €	2.880.679,30 €	29.863.804,33 €	10.2010	26.776.383,73 €	2.862.832,81 €	29.639.216,54 €
11.2010	30.081.637,54 €	2.740.353,18 €	32.821.990,72 €	11.2010	29.911.248,36 €	2.723.408,38 €	32.634.656,74 €
12.2010	31.135.276,60 €	2.584.401,45 €	33.719.678,02 €	12.2010	30.904.288,50 €	2.568.226,43 €	33.472.514,91 €
01.2011	24.558.488,17 €	2.422.705,75 €	26.981.193,92 €	01.2011	24.339.437,62 €	2.407.686,32 €	26.747.123,94 €
02.2011	27.099.167,13 €	2.296.363,90 €	29.395.531,03 €	02.2011	26.899.688,16 €	2.282.412,93 €	29.182.101,09 €
03.2011	33.762.051,05 €	2.154.474,69 €	35.916.525,74 €	03.2011	33.402.783,61 €	2.141.449,23 €	35.544.232,84 €
04.2011	34.348.031,03 €	1.979.592,26 €	36.327.623,29 €	04.2011	34.228.588,64 €	1.968.445,48 €	36.197.034,12 €
05.2011	34.696.085,90 €	1.801.857,57 €	36.497.943,47 €	05.2011	34.512.047,85 €	1.791.373,62 €	36.303.421,47 €
06.2011	36.338.644,55 €	1.622.060,89 €	37.960.705,44 €	06.2011	36.121.269,27 €	1.612.556,17 €	37.733.825,44 €
07.2011	19.712.641,94 €	1.433.752,52 €	21.146.394,46 €	07.2011	19.603.249,05 €	1.425.392,26 €	21.028.641,31 €
08.2011	17.430.151,30 €	1.330.933,55 €	18.761.084,85 €	08.2011	17.309.470,90 €	1.323.206,88 €	18.632.677,78 €
09.2011	17.855.864,41 €	1.240.994,25 €	19.096.858,66 €	09.2011	17.731.039,70 €	1.233.893,58 €	18.964.933,28 €
10.2011	20.534.406,72 €	1.148.846,27 €	21.683.252,99 €	10.2011	20.451.759,74 €	1.142.295,62 €	21.594.055,36 €
11.2011	21.261.824,25 €	1.041.735,97 €	22.303.560,22 €	11.2011	21.162.866,64 €	1.035.666,92 €	22.198.533,56 €
12.2011	22.675.178,08 €	931.339,52 €	23.606.517,60 €	12.2011	22.572.216,87 €	925.817,09 €	23.498.033,96 €
01.2012	20.667.989,63 €	813.608,01 €	21.481.597,64 €	01.2012	20.523.800,34 €	808.497,08 €	21.332.297,42 €
02.2012	21.188.612,26 €	706.804,17 €	21.895.416,43 €	02.2012	21.099.346,87 €	702.519,45 €	21.801.866,32 €
03.2012	22.757.368,48 €	596.860,09 €	23.354.228,57 €	03.2012	22.645.051,40 €	593.017,03 €	23.238.068,43 €
04.2012	22.778.541,03 €	478.798,82 €	23.257.339,85 €	04.2012	22.639.433,59 €	475.547,32 €	23.114.980,91 €
05.2012	21.201.867,79 €	361.098,50 €	21.562.966,29 €	05.2012	21.069.726,32 €	358.556,60 €	21.428.282,92 €
06.2012	20.592.553,04 €	250.545,95 €	20.843.098,99 €	06.2012	20.486.123,30 €	248.685,01 €	20.734.808,31 €
07.2012	4.167.720,56 €	144.130,49 €	4.311.851,05 €	07.2012	4.126.383,83 €	142.849,30 €	4.269.233,13 €
08.2012	4.364.248,38 €	122.381,74 €	4.486.630,12 €	08.2012	4.321.077,55 €	121.290,96 €	4.442.368,51 €
09.2012	4.340.284,94 €	99.801,81 €	4.440.086,75 €	09.2012	4.302.307,86 €	98.937,89 €	4.401.245,75 €
10.2012	4.542.117,45 €	77.526,59 €	4.619.644,04 €	10.2012	4.497.198,01 €	76.898,34 €	4.574.096,35 €
11.2012	4.038.233,09 €	53.811,27 €	4.092.044,36 €	11.2012	4.003.364,76 €	53.401,60 €	4.056.766,36 €
<b>Subtotal</b>	<b>823.785.091,20 €</b>	<b>90.031.804,09 €</b>	<b>913.816.895,27 €</b>	<b>Subtotal</b>	<b>804.689.460,83 €</b>	<b>85.262.162,61 €</b>	<b>889.951.623,40 €</b>
> 11.2012	6.302.869,17 €	74.702,13 €	6.377.571,30 €	> 11.2012	6.256.927,04 €	75.047,41 €	6.331.974,45 €
<b>Total</b>	<b>830.087.960,37 €</b>	<b>90.106.506,22 €</b>	<b>920.194.466,57 €</b>	<b>Total</b>	<b>810.946.387,87 €</b>	<b>85.337.210,02 €</b>	<b>896.283.597,85 €</b>



### Write-Offs/ Performance Trigger

#### Cumulative Write Offs

	Number of Contracts	Write Offs
Begin of Period	31	245.955,05 €
Write Offs	11	77.327,15 €
<b>End of Period</b>	<b>42</b>	<b>323.282,20 €</b>

#### Cumulative Net Loss Ratio

Cumulative Write Offs as percentage of Discounted Principal Balance as of Cut Off Date (1.000.000.795,01€)

0,0323%
---------

#### Performance Triggers

A Targeted Note Balance was implemented to assure on a monthly basis that no cash is paid to lower steps in the waterfall unless there is sufficient overcollateralization to support the notes.

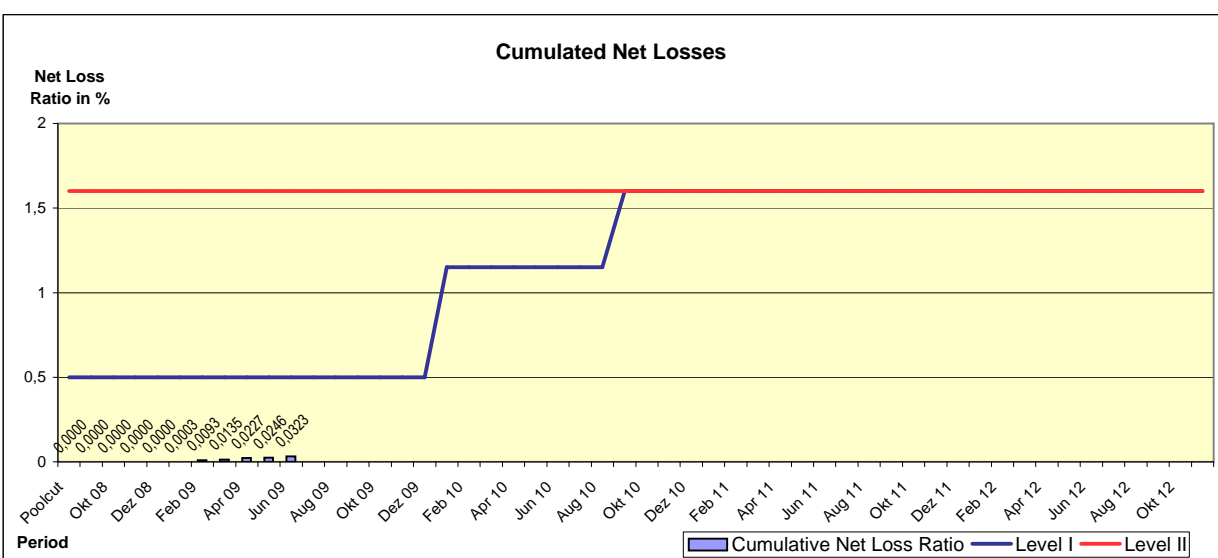
The performance trigger in form of a credit enhancement increase condition will be activated when the cumulative Net Loss Ratio exceeds the defined limits. In this case the overcollateralization will be increased accordingly.

	OC-Percentage Class A Notes	OC-Percentage Class B Notes
Until a Credit Enhancement Increase condition is in place	9,10%	5,20%
Level I Credit Enhancement Increase condition is in place	11,00%	7,00%
Level II Credit Enhancement Increase condition is in place	100,00%	100,00%

#### Performance Trigger

Levels	Credit Enhancement increase condition	Credit Enhancement increase condition in place?
Level I a.	Cumulative Net Loss Ratio exceeds 0.50% for any Payment Date before or during December 2009	no
Level I b.	Cumulative Net Loss Ratio exceeds 1.15% for any Payment Date after December 2009 but prior to or during September 2010	no
Level II.	Cumulative Net Loss Ratio exceeds 1,60% for any Payment Date	no

#### Performance Pool vis-a-vis Triggers

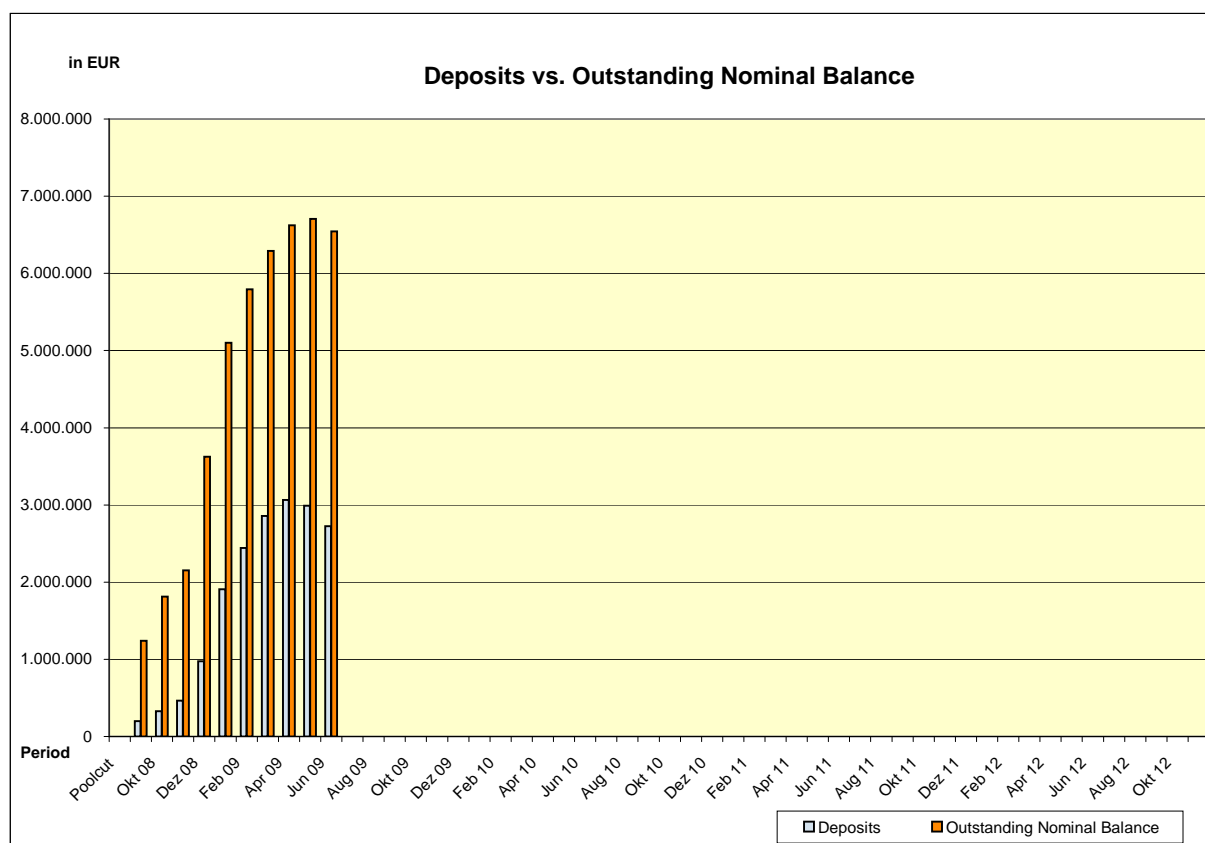


**Deposits - Potential Set Off Risk**

	Number of Customers with deposits	Outstanding Nominal Balance of customers with deposits	Outstanding Discounted Principal Balance of customers with deposits	Deposits
	514	6.546.258,69 €	5.928.518,15 €	2.722.887,39 €
<b>Total</b>	<b>514</b>	<b>6.546.258,69 €</b>	<b>5.928.518,15 €</b>	<b>2.722.887,39 €</b>

	Current Set Off Risk	Trigger*
Borrower Deposits in % of Aggregate Discounted Principal Balance EoP	<b>0,3358%</b>	<b>1,0000%</b>

\* Breach of this trigger in conjunction with the loss of VW Bank's investment grade rating, obliges VW Bank to post additional collateral equal to the potential set-off risk which will be adjusted on a monthly basis (the "Set-Off Risk Reserve"). The Set-Off Risk Reserve shall be deposited in the Cash Collateral Account and is exclusively reserved to cover set-off risks.



**Overview Outstanding Contracts**
**Development of Pool within Reporting Period**

	Number of contracts	Adjustments	Outstanding Nominal Balance
<b>Begin of Period</b>	<b>75.923</b>		<b>920.194.466,57 €</b>
Periodic reduction of Nominal			23.910.868,72 €
Discount	-	547.026,41 €	
Fees for Restructuring/Prolongation		6.587,66 €	
Interest on arrears		2.357,66 €	
Write Off	11	77.327,15 €	
Available Collection			23.295.460,48 €
Repurchased Loan Contracts	0		- €
<b>End of Period</b>	<b>75.268</b>		<b>896.283.597,85 €</b>

**Status of Contracts**

<b>Pool Balance at Poolcut</b>		
Status	Number of Contracts	Outstanding Discounted Principal Balance
Current	80.521	1.000.000.795,01 €
Delinquent	0	- €
Defaulted	0	- €
End of Term	0	- €
Early Settlement	0	- €
Write Off	0	- €
<b>Total</b>	<b>80.521</b>	<b>1.000.000.795,01 €</b>

Status	<b>Pool Balance at the Beginning of Period</b>		<b>Pool Balance at the End of Period</b>	
	Number of Contracts	Outstanding Discounted Principal Balance (Begin of Period)	Number of Contracts (End of Period)	Outstanding Discounted Principal Balance (End of Period)
Current	75.112	819.770.488,93 €	74.429	800.123.477,73 €
Delinquent	608	7.827.439,39 €	599	7.852.784,95 €
Defaulted	203	2.490.032,05 €	240	2.970.125,19 €
End of Term	5	- €	5	- €
Early Settlement	4.562	- €	5.206	- €
Write Off	31	- €	42	- €
<b>Total</b>	<b>80.521</b>	<b>830.087.960,37 €</b>	<b>80.521</b>	<b>810.946.387,87 €</b>

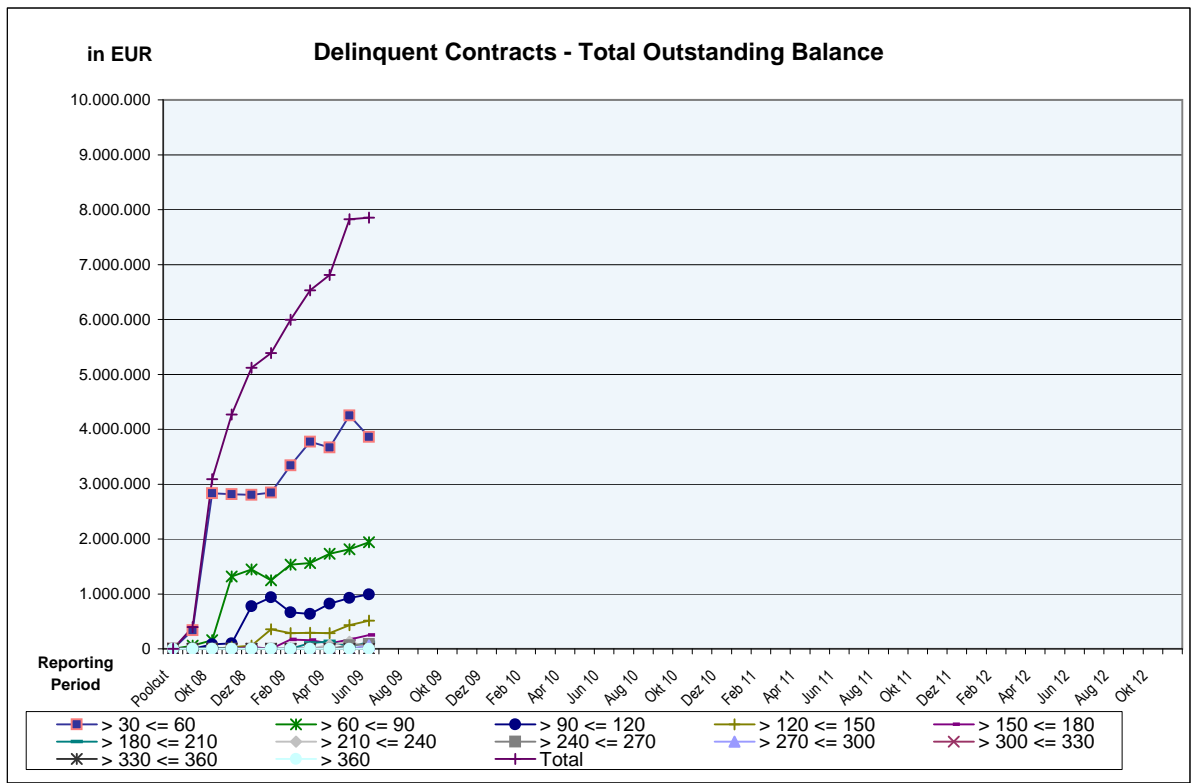
### Delinquent Contracts

#### Information of Delinquencies and Defaults

Current Reporting Period	Number of Contracts	Number of Contracts (%)	Outstanding Discounted Principal Balance	Outstanding Discounted Principal Balance (%)	Outstanding Nominal Balance	Outstanding Nominal Balance (%)
Delinquent	599	0,7958%	7.852.784,95 €	0,9683%	9.145.555,67 €	1,0194%
Defaulted	240	0,3189%	2.970.125,19 €	0,3663%	3.311.196,97 €	0,3691%

#### Delinquency Profile

Days in Arrears	Number of Contracts	Number of Contracts (%)	Outstanding Discounted Principal Balance	Outstanding Discounted Principal Balance (%)	Outstanding Nominal Balance	Outstanding Nominal Balance (%)
> 30 <= 60	300	0,3986%	3.861.887,58 €	0,4762%	4.438.868,30 €	0,4948%
> 60 <= 90	148	0,1966%	1.939.194,74 €	0,2391%	2.275.474,95 €	0,2536%
> 90 <= 120	77	0,1023%	988.723,77 €	0,1219%	1.181.941,27 €	0,1317%
> 120 <= 150	36	0,0478%	510.328,90 €	0,0629%	602.121,02 €	0,0671%
> 150 <= 180	17	0,0226%	253.396,85 €	0,0312%	297.674,89 €	0,0332%
<b>Subtotal</b>	<b>578</b>	<b>0,7679%</b>	<b>7.553.531,84 €</b>	<b>0,9314%</b>	<b>8.796.080,43 €</b>	<b>0,9805%</b>
> 180 <= 210	9	0,0120%	117.146,16 €	0,0144%	136.127,13 €	0,0152%
> 210 <= 240	4	0,0053%	32.144,27 €	0,0040%	37.443,38 €	0,0042%
> 240 <= 270	4	0,0053%	87.985,12 €	0,0108%	100.627,67 €	0,0112%
> 270 <= 300	4	0,0053%	61.977,56 €	0,0076%	75.277,06 €	0,0084%
> 300 <= 330	-	0,0000%	- €	0,0000%	- €	0,0000%
> 330 <= 360	-	0,0000%	- €	0,0000%	- €	0,0000%
> 360	-	0,0000%	- €	0,0000%	- €	0,0000%
<b>Subtotal</b>	<b>21</b>	<b>0,0279%</b>	<b>299.253,11 €</b>	<b>0,0369%</b>	<b>349.475,24 €</b>	<b>0,0390%</b>
<b>Total</b>	<b>599</b>	<b>0,7958%</b>	<b>7.852.784,95 €</b>	<b>0,9683%</b>	<b>9.145.555,67 €</b>	<b>1,0194%</b>



### Defaulted Contracts

#### Defaulted Profile I

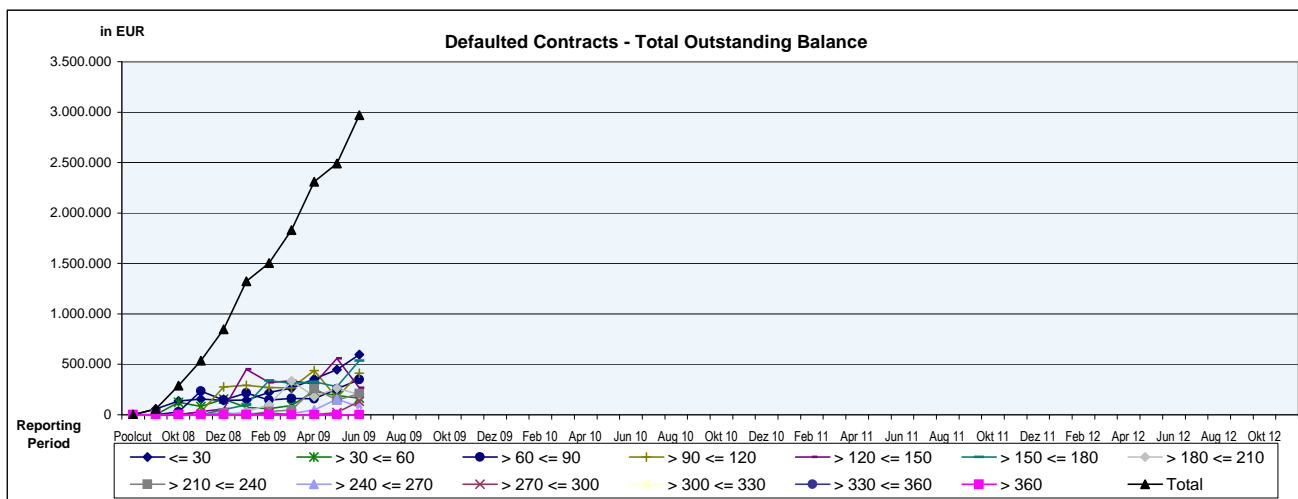
Days in Arrears	Number of Contracts	Number of Contracts (%)	Outstanding Discounted Principal Balance	Outstanding Discounted Principal Balance (%)	Outstanding Nominal Balance	Outstanding Nominal Balance (%)
<= 30	69	0,0917%	597.594,70 €	0,0737%	642.863,33 €	0,0726%
>30 <= 60	14	0,0186%	166.381,57 €	0,0205%	184.148,90 €	3,9767%
> 60 <= 90	27	0,0359%	348.528,35 €	0,0430%	390.186,96 €	14,4926%
> 90 <= 120	30	0,0399%	411.613,34 €	0,0508%	461.283,74 €	27,4330%
> 120 <= 150	21	0,0279%	265.389,37 €	0,0327%	300.187,55 €	32,1936%
> 150 <= 180	33	0,0438%	537.149,30 €	0,0662%	604.875,08 €	62,0973%
> 180 <= 210	18	0,0239%	199.380,98 €	0,0246%	224.565,91 €	58,0591%
> 210 <= 240	14	0,0186%	209.747,79 €	0,0259%	236.476,07 €	75,9380%
> 240 <= 270	6	0,0080%	76.920,98 €	0,0095%	85.430,30 €	42,3773%
> 270 <= 300	7	0,0093%	134.579,92 €	0,0166%	155.280,98 €	61,3476%
> 300 <= 330	1	0,0013%	22.838,89 €	0,0028%	25.898,15 €	85,1245%
> 330 <= 360	0	0,0000%	- €	0,0000%	- €	0,0000%
>360	0	0,0000%	- €	0,0000%	- €	0,0000%
<b>Total</b>	<b>240</b>	<b>0,3189%</b>	<b>2.970.125,19 €</b>	<b>0,3663%</b>	<b>3.311.196,97 €</b>	<b>0,3691%</b>

#### Defaulted Profile II - Recoveries

Credit Type	Vehicle Status	Number of Contracts	*Outstanding Nominal Principal Balance at Day of Default	*Outstanding Discounted Principal Balance at Day of Default	Total Recoveries	Total Discount	Total Write Offs
AutoCredit	New	74	1.548.888,10 €	1.303.240,32 €	267.382,19 €	29.245,72 €	132.110,21 €
	Used	130	1.996.417,27 €	1.675.048,82 €	346.591,69 €	84.161,01 €	126.768,18 €
<b>Total Auto Credit</b>		<b>204</b>	<b>3.545.305,37 €</b>	<b>2.978.289,14 €</b>	<b>613.973,88 €</b>	<b>113.406,73 €</b>	<b>258.878,39 €</b>
Classic Credit	New	19	312.665,82 €	256.639,20 €	57.603,52 €	3.821,54 €	3.079,19 €
	Used	76	737.954,57 €	611.027,88 €	145.669,93 €	26.970,99 €	61.324,62 €
<b>Total Classic Credit</b>		<b>95</b>	<b>1.050.620,39 €</b>	<b>867.667,08 €</b>	<b>203.273,44 €</b>	<b>30.792,54 €</b>	<b>64.403,81 €</b>
<b>Total:</b>		<b>299</b>	<b>4.595.925,76 €</b>	<b>3.845.956,22 €</b>	<b>817.247,32 €</b>	<b>144.199,27 €</b>	<b>323.282,20 €</b>

Credit Type	Vehicle Status	Number of Contracts	*Outstanding Nominal Principal Balance End of Reporting Period	*Outstanding Discounted Principal Balance End of Reporting Period
AutoCredit	New	74	1.120.149,98 €	998.866,91 €
	Used	130	1.438.896,39 €	1.287.051,57 €
<b>Total Auto Credit</b>		<b>204</b>	<b>2.559.046,37 €</b>	<b>2.285.918,48 €</b>
Classic Credit	New	19	248.161,57 €	225.183,00 €
	Used	76	503.989,03 €	459.023,71 €
<b>Total Classic Credit</b>		<b>95</b>	<b>752.150,60 €</b>	<b>684.206,71 €</b>
<b>Total:</b>		<b>299</b>	<b>3.311.196,97 €</b>	<b>2.970.125,19 €</b>

\*(incl. Arrears)



**Poolinformation I. - Make: New and Used Cars**
**AUDI**

New or Used Cars	Number of Loans	Percentage of Loans (%)	Outstanding Discounted Principal Balance (€)	Percentage of Balance (%)
New Cars	3.810	34,32%	77.378.680,94 €	47,09%
Used Cars	7.292	65,68%	86.940.459,27 €	52,91%
<b>Total</b>	<b>11.102</b>	<b>100,00%</b>	<b>164.319.140,21 €</b>	<b>100,00%</b>

**SEAT**

New or Used Cars	Number of Loans	Percentage of Loans (%)	Outstanding Discounted Principal Balance (€)	Percentage of Balance (%)
New Cars	3.631	64,39%	35.115.349,51 €	73,13%
Used Cars	2.008	35,61%	12.904.732,57 €	26,87%
<b>Total</b>	<b>5.639</b>	<b>100,00%</b>	<b>48.020.082,08 €</b>	<b>100,00%</b>

**SKODA**

New or Used Cars	Number of Loans	Percentage of Loans (%)	Outstanding Discounted Principal Balance (€)	Percentage of Balance (%)
New Cars	8.118	78,91%	82.561.988,96 €	85,23%
Used Cars	2.170	21,09%	14.305.208,75 €	14,77%
<b>Total</b>	<b>10.288</b>	<b>100,00%</b>	<b>96.867.197,71 €</b>	<b>100,00%</b>

**VW**

New or Used Cars	Number of Loans	Percentage of Loans (%)	Outstanding Discounted Principal Balance (€)	Percentage of Balance (%)
New Cars	27.947	63,90%	340.218.795,26 €	72,11%
Used Cars	15.789	36,10%	131.576.594,22 €	27,89%
<b>Total</b>	<b>43.736</b>	<b>100,00%</b>	<b>471.795.389,48 €</b>	<b>100,00%</b>

**OTHER**

New or Used Cars	Number of Loans	Percentage of Loans (%)	Outstanding Discounted Principal Balance (€)	Percentage of Balance (%)
New Cars	239	5,31%	2.115.949,47 €	7,07%
Used Cars	4.264	94,69%	27.828.628,92 €	92,93%
<b>Total</b>	<b>4.503</b>	<b>100,00%</b>	<b>29.944.578,39 €</b>	<b>100,00%</b>

**Poolinformation II. - Down Payments, Customer Type and Type of Payment**
**Down Payments**

Down Payment	Number of Loans	Percentage of Loans (%)	Outstanding Discounted Principal Balance (€)	Percentage of Balance (%)	Down Payment/Purchase Price in %
No downpayment	15.518	20,62%	173.611.514,55 €	21,41%	0,00%
<= 1.000,00	3.972	5,28%	35.490.709,43 €	4,38%	5,90%
1.000,01 - 2.000,00	6.051	8,04%	55.040.653,30 €	6,79%	12,12%
2.000,01 - 3.000,00	7.042	9,36%	66.473.774,27 €	8,20%	17,28%
3.000,01 - 4.000,00	6.561	8,72%	65.215.300,04 €	8,04%	21,23%
4.000,01 - 5.000,00	7.720	10,26%	83.677.826,30 €	10,32%	24,20%
5.000,01 - 6.000,00	5.347	7,10%	60.332.192,31 €	7,44%	26,95%
6.000,01 - 7.000,00	4.289	5,70%	49.529.007,64 €	6,11%	29,80%
7.000,01 - 8.000,00	3.804	5,05%	44.509.094,31 €	5,49%	32,63%
8.000,01 - 9.000,00	2.277	3,03%	26.742.405,16 €	3,30%	34,94%
9.000,01 - 10.000,00	4.006	5,32%	48.229.469,82 €	5,95%	37,21%
10.000,01 - 11.000,00	1.307	1,74%	15.511.728,52 €	1,91%	39,56%
11.000,01 - 12.000,00	1.448	1,92%	16.839.313,09 €	2,08%	42,64%
12.000,01 - 13.000,00	1.020	1,36%	12.042.386,67 €	1,48%	43,56%
13.000,01 - 14.000,00	770	1,02%	8.954.539,37 €	1,10%	45,81%
14.000,01 - 15.000,00	1.326	1,76%	15.954.682,67 €	1,97%	47,10%
> 15.000,00	2.810	3,73%	32.791.790,42 €	4,04%	54,60%
<b>Total</b>	<b>75.268</b>	<b>100,00%</b>	<b>810.946.387,87 €</b>	<b>100,00%</b>	<b>24,77%</b>

**Statistics**

<b>Minimum</b> Down Payment	1,68 €
<b>Maximum</b> Down Payment	70.000,00 €
<b>Average</b> Down Payment (Customers that made a Down Payment)	6.238,15 €
<b>Average</b> Down Payment	4.952,03 €

**Customer Type**

Customer Type	Number of Loans	Percentage of Loans (%)	Outstanding Discounted Principal Balance (€)	Percentage of Balance (%)
Corporate	16.118	21,41%	232.465.058,72 €	28,67%
Retail	59.150	78,59%	578.481.329,15 €	71,33%
<b>Total</b>	<b>75.268</b>	<b>100,00%</b>	<b>810.946.387,87 €</b>	<b>100,00%</b>

**Type of Payment**

Type of Payment	Number of Loans	Percentage of Loans (%)	Outstanding Discounted Principal Balance (€)	Percentage of Balance (%)
Direct Borrower Account Debit	74.886	99,49%	806.633.756,04 €	99,47%
Other	382	0,51%	4.312.631,83 €	0,53%
<b>Total</b>	<b>75.268</b>	<b>100,00%</b>	<b>810.946.387,87 €</b>	<b>100,00%</b>

**Poolinformation III. - Obligor Concentration**
**Distribution of Loan Contracts and Vehicles per Borrower**

Contracts Concentration	Number of Customers	Percentage of Customers (%)	Number of Loans	Percentage of Loans (%)	Outstanding Discounted Principal Balance (€)	Percentage of Balance (%)
1	74.107	99,32%	74.107	98,46%	795.905.045,78 €	98,15%
2	434	0,58%	868	1,15%	11.581.735,57 €	1,43%
3	49	0,07%	147	0,20%	1.762.203,11 €	0,22%
4	13	0,02%	52	0,07%	680.023,92 €	0,08%
5	5	0,01%	25	0,03%	215.870,06 €	0,03%
6 - 10	4	0,01%	24	0,03%	344.550,99 €	0,04%
> 10	2	0,00%	45	0,06%	456.958,44 €	0,06%
<b>Total</b>	<b>74.614</b>	<b>100,00%</b>	<b>75.268</b>	<b>100,00%</b>	<b>810.946.387,87 €</b>	<b>100,00%</b>

**Top 20 Borrower**

Number	Number of Contracts	Percentage of Contracts (%)	Outstanding Discounted Principal Balance (€)	Percentage of Balance (%)
1	34	0,0452%	305.455,94 €	0,0377%
2	11	0,0146%	151.502,50 €	0,0187%
3	6	0,0080%	112.772,30 €	0,0139%
4	6	0,0080%	111.614,42 €	0,0138%
5	2	0,0027%	99.044,27 €	0,0127%
6	2	0,0027%	98.656,61 €	0,0122%
7	1	0,0013%	96.580,68 €	0,0124%
8	2	0,0027%	91.376,14 €	0,0117%
9	4	0,0053%	89.921,62 €	0,0111%
10	1	0,0013%	83.243,43 €	0,0107%
11	1	0,0013%	82.835,11 €	0,0106%
12	4	0,0053%	82.364,80 €	0,0102%
13	1	0,0013%	82.319,05 €	0,0106%
14	1	0,0013%	82.242,37 €	0,0106%
15	1	0,0013%	81.172,83 €	0,0100%
16	1	0,0013%	79.864,69 €	0,0098%
17	4	0,0053%	79.550,37 €	0,0098%
18	3	0,0040%	79.079,02 €	0,0098%
19	1	0,0013%	76.652,20 €	0,0098%
20	1	0,0013%	74.287,82 €	0,0092%
<b>Total 1 -20</b>	<b>87</b>	<b>0,1156%</b>	<b>2.040.536,17 €</b>	<b>0,2551%</b>

### Poolinformation IV. - Distribution by Outstanding Discounted Balance and Original Principal Balance

#### *Distribution by Outstanding Discounted Principal Balance*

Distribution by Outstanding Discounted Principal Balance (€)	Number of Loans	Percentage of Loans (%)	Outstanding Discounted Principal Balance (€)	Percentage of Balance (%)
0,01 - 5.000,00	13.195	17,53%	42.947.426,78 €	5,30%
5.000,01 - 10.000,00	26.030	34,58%	197.475.038,83 €	24,35%
10.000,01 - 15.000,00	20.378	27,07%	249.122.775,75 €	30,72%
15.000,01 - 20.000,00	9.599	12,75%	164.599.831,72 €	20,30%
20.000,01 - 25.000,00	3.748	4,98%	82.501.181,37 €	10,17%
25.000,01 - 30.000,00	1.245	1,65%	33.720.606,78 €	4,16%
> 30.000,00	1.073	1,43%	40.579.526,64 €	5,00%
<b>Total</b>	<b>75.268</b>	<b>100,00%</b>	<b>810.946.387,87 €</b>	<b>100,00%</b>

Statistics	
<b>Minimum</b> Outstanding Discounted Principal Balance	7,66 €
<b>Maximum</b> Outstanding Discounted Principal Balance	96.580,68 €
<b>Average</b> Outstanding Discounted Principal Balance	10.774,12 €

#### *Distribution by Original Principal Balance*

Distribution by Original Principal Balance (€)	Number of Loans	Percentage of Loans (%)	Outstanding Discounted Principal Balance (€)	Percentage of Balance (%)
0,01 - 5.000,00	2.332	3,10%	4.459.476,63 €	0,55%
5.000,01 - 10.000,00	13.421	17,83%	59.329.682,94 €	7,32%
10.000,01 - 15.000,00	20.959	27,85%	162.947.790,67 €	20,09%
15.000,01 - 20.000,00	16.574	22,02%	184.560.518,83 €	22,76%
20.000,01 - 25.000,00	10.631	14,12%	153.748.271,44 €	18,96%
25.000,01 - 30.000,00	5.734	7,62%	102.418.756,45 €	12,63%
> 30.000,00	5.617	7,46%	143.481.890,91 €	17,69%
<b>Total</b>	<b>75.268</b>	<b>100,00%</b>	<b>810.946.387,87 €</b>	<b>100,00%</b>

Statistics	
<b>Minimum</b> Original Principal Balance	606,21 €
<b>Maximum</b> Original Principal Balance	132.006,87 €
<b>Average</b> Original Principal Balance	16.920,05 €

**Poolinformation V. - Interest Rate paid by the Receivable Debtor**
**Interest Rate paid by the Receivable Debtor**

Interest Rate paid by the Receivable Debtor	Number of Loans	Percentage of Loans (%)	Outstanding Discounted Principal Balance (€)	Percentage of Balance (%)
0,0 %	0	0,00%	- €	0,00%
0,1 % - 0,5 %	547	0,73%	5.567.373,61 €	0,69%
0,6 % - 1,0 %	14.011	18,61%	154.725.736,71 €	19,08%
1,1 % - 1,5 %	19	0,03%	219.042,84 €	0,03%
1,6 % - 2,0 %	4.766	6,33%	56.875.073,31 €	7,01%
2,1 % - 2,5 %	42	0,06%	502.990,45 €	0,06%
2,6 % - 3,0 %	11.114	14,77%	143.590.627,39 €	17,71%
3,1 % - 3,5 %	26	0,03%	362.905,83 €	0,04%
3,6 % - 4,0 %	10.381	13,79%	120.345.356,09 €	14,84%
4,1 % - 4,5 %	13	0,02%	188.717,81 €	0,02%
4,6 % - 5,0 %	5.205	6,92%	65.499.110,31 €	8,08%
5,1 % - 5,5 %	522	0,69%	7.496.840,55 €	0,92%
5,6 % - 6,0 %	2.829	3,76%	35.470.436,72 €	4,37%
6,1 % - 6,5 %	1.704	2,26%	15.965.979,42 €	1,97%
6,6 % - 7,0 %	10.432	13,86%	98.160.572,25 €	12,10%
7,1 % - 7,5 %	3.261	4,33%	28.989.902,39 €	3,57%
7,6 % - 8,0 %	7.211	9,58%	54.854.288,23 €	6,76%
8,1 % - 8,5 %	423	0,56%	3.288.132,95 €	0,41%
8,6 % - 9,0 %	1.279	1,70%	7.980.735,87 €	0,98%
9,1 % - 9,5 %	66	0,09%	393.264,39 €	0,05%
9,6 % - 10,0 %	1.056	1,40%	8.113.218,88 €	1,00%
> 10,0 %	361	0,48%	2.356.081,87 €	0,29%
<b>Total</b>	<b>75.268</b>	<b>100,00%</b>	<b>810.946.387,87 €</b>	<b>100,00%</b>

Statistics	
Minimum Interest Rate Debtor	0,10%
Maximum Interest Rate Debtor	13,49%
Weighted Average Interest Rate Debtor	4,17%

**Poolinformation VI. - Distribution by Original Term, Remaining Term and Seasoning**
**Distribution by Original Term**

Lenght of Original Term (months)	Number of Loans	Percentage of Loans (%)	Outstanding Discounted Principal Balance (€)	Percentage of Balance (%)
01 - 12	1	0,00%	1.172,66 €	0,00%
13 - 24	1.519	2,02%	7.639.039,71 €	0,94%
25 - 36	17.661	23,46%	191.646.271,55 €	23,63%
37 - 48	41.871	55,63%	464.903.565,25 €	57,33%
49 - 60	11.482	15,25%	126.183.181,80 €	15,56%
61 - 72	2.731	3,63%	20.548.443,71 €	2,53%
> 72	3	0,00%	24.713,19 €	0,00%
<b>Total</b>	<b>75.268</b>	<b>100,00%</b>	<b>810.946.387,87 €</b>	<b>100,00%</b>

**Statistics**

Minimum Original Term in months	6
Maximum Original Term in months	75
Weighted Average Original Term month	46,56

**Distribution by Remaining Term**

Lenght of Remaining Term (months)	Number of Loans	Percentage of Loans (%)	Outstanding Discounted Principal Balance (€)	Percentage of Balance (%)
0 - 12	6.134	8,15%	42.537.322,85 €	5,25%
13 - 24	31.956	42,46%	333.271.987,23 €	41,10%
25 - 36	30.303	40,26%	359.260.636,73 €	44,30%
37 - 48	6.479	8,61%	72.018.433,22 €	8,88%
49 - 60	394	0,52%	3.835.338,58 €	0,47%
> 60	2	0,00%	22.669,26 €	0,00%
<b>Total</b>	<b>75.268</b>	<b>100,00%</b>	<b>810.946.387,87 €</b>	<b>100,00%</b>

**Statistics**

Minimum Remaining Term in months	4
Maximum Remaining Term in months	71
Weighted Average Remaining Term in months	25,47

**Distribution by Seasoning**

Seasoning (months)	Number of Loans	Percentage of Loans (%)	Outstanding Discounted Principal Balance (€)	Percentage of Balance (%)
<= 6	26	0,03%	339.840,48 €	0,04%
7 - 12	4.733	6,29%	58.964.291,93 €	7,27%
13 - 18	30.244	40,18%	356.064.457,50 €	43,91%
19 - 24	17.158	22,80%	187.008.397,88 €	23,06%
25 - 30	11.482	15,25%	111.881.517,07 €	13,80%
31 - 36	8.087	10,74%	74.184.608,15 €	9,15%
37 - 42	2.496	3,32%	17.941.595,05 €	2,21%
43 - 50	748	0,99%	3.680.207,56 €	0,45%
> 50	294	0,39%	881.472,25 €	0,11%
<b>Total</b>	<b>75.268</b>	<b>100,00%</b>	<b>810.946.387,87 €</b>	<b>100,00%</b>

**Statistics**

Weighted Average Seasoning Term in months	21,37
---	-------

**Poolinformation VII. - Credit Type and Type of Car**
**Credit Type**

Credit Type	Number of Loans	Percentage of Loans (%)	Outstanding Discounted Principal Balance (€)	Percentage of Balance (%)
Balloon	54.581	72,52%	677.399.909,95 €	83,53%
Equal Instalment-Loan	20.687	27,48%	133.546.477,92 €	16,47%
<b>Total</b>	<b>75.268</b>	<b>100,00%</b>	<b>810.946.387,87 €</b>	<b>100,00%</b>

**Type of Car**

Type of Car	Number of Loans	Percentage of Loans (%)	Outstanding Discounted Principal Balance (€)	Percentage of Balance (%)
New Cars	43.745	58,12%	537.390.764,14 €	66,27%
Used Cars	31.523	41,88%	273.555.623,73 €	33,73%
<b>Total</b>	<b>75.268</b>	<b>100,00%</b>	<b>810.946.387,87 €</b>	<b>100,00%</b>

**Type of Car: only Balloon Loans**

Type of Car	Number of Loans	Percentage of Loans (%)	Outstanding Discounted Principal Balance (€)	Percentage of Balance (%)
New Cars	35.679	65,37%	476.343.183,42 €	70,32%
Used Cars	18.902	34,63%	201.056.726,53 €	29,68%
<b>Total</b>	<b>54.581</b>	<b>100,00%</b>	<b>677.399.909,95 €</b>	<b>100,00%</b>

**Type of Car: only Equal-Installment Loans**

Type of Car	Number of Loans	Percentage of Loans (%)	Outstanding Discounted Principal Balance (€)	Percentage of Balance (%)
New Cars	8.066	38,99%	61.047.580,72 €	45,71%
Used Cars	12.621	61,01%	72.498.897,20 €	54,29%
<b>Total</b>	<b>20.687</b>	<b>100,00%</b>	<b>133.546.477,92 €</b>	<b>100,00%</b>

**Poolinformation VIII. - Distribution by Vehicle Makes and Models**

Make	Model	Number of Loans	Percentage of Loans (%)	Outstanding Discounted Principal Balance (€)	Percentage of Balance (%)
<b>Audi</b>	A2	274	0,36%	1.439.252,90 €	0,18%
	A3	3.401	4,52%	42.872.874,34 €	5,29%
	A4	4.829	6,42%	67.377.882,69 €	8,31%
	A5	170	0,23%	5.152.534,82 €	0,64%
	A6	1.501	1,99%	27.484.714,84 €	3,39%
	A8	113	0,15%	3.195.366,42 €	0,39%
	Q7	172	0,23%	6.676.527,12 €	0,82%
	Q5	1	0,00%	38.380,62 €	0,00%
	TT	627	0,83%	10.017.368,58 €	1,24%
	AUDI OTHER	14	0,02%	64.237,88 €	0,01%
	<b>Subtotal</b>	<b>11.102</b>	<b>14,75%</b>	<b>164.319.140,21 €</b>	<b>20,26%</b>
<b>Seat</b>	ALHAMBRA	375	0,50%	4.242.919,38 €	0,52%
	ALTEA	173	0,23%	1.595.160,39 €	0,20%
	AROSA	167	0,22%	552.049,36 €	0,07%
	CORDOBA	73	0,10%	381.901,71 €	0,05%
	IBIZA	2.353	3,13%	16.480.687,73 €	2,03%
	INCA	14	0,02%	50.521,54 €	0,01%
	LEON	1.443	1,92%	13.929.525,44 €	1,72%
	TOLEDO	1.041	1,38%	10.787.316,53 €	1,33%
	<b>Subtotal</b>	<b>5.639</b>	<b>7,49%</b>	<b>48.020.082,08 €</b>	<b>5,92%</b>
<b>Skoda</b>	FABIA	4.567	6,07%	33.695.921,15 €	4,16%
	FELICIA	6	0,01%	11.321,55 €	0,00%
	OCTAVIA	4.065	5,40%	46.241.637,76 €	5,70%
	ROOMSTER	1.348	1,79%	13.475.602,34 €	1,66%
	SKODA OTHER	2	0,00%	8.539,97 €	0,00%
	SUPERB	300	0,40%	3.434.174,94 €	0,42%
	<b>Subtotal</b>	<b>10.288</b>	<b>13,67%</b>	<b>96.867.197,71 €</b>	<b>11,94%</b>
<b>VW</b>	BORA	367	0,49%	2.086.861,18 €	0,26%
	CADDY	892	1,19%	8.611.636,76 €	1,06%
	CRAFTER/LT	64	0,09%	735.108,38 €	0,09%
	EOS	1.016	1,35%	17.314.528,90 €	2,14%
	FOX	1.759	2,34%	10.780.671,64 €	1,33%
	GOLF	15.405	20,47%	151.403.427,14 €	18,67%
	JETTA	418	0,56%	4.395.584,44 €	0,54%
	KAEFER	2	0,00%	18.708,98 €	0,00%
	LUPO	486	0,65%	1.726.992,86 €	0,21%
	NEW BEETLE	348	0,46%	3.540.369,00 €	0,44%
	PASSAT	5.115	6,80%	68.076.965,93 €	8,39%
	PHAETON	48	0,06%	863.234,32 €	0,11%
	POLO	8.992	11,95%	71.599.951,46 €	8,83%
	SHARAN	1.328	1,76%	16.942.096,62 €	2,09%
	T4/ T5	2.526	3,36%	40.539.347,49 €	5,00%
	TOUAREG	315	0,42%	8.432.610,68 €	1,04%
	TOURAN	4.003	5,32%	52.611.306,43 €	6,49%
TIGUAN	651	0,86%	12.109.867,17 €	1,49%	
VW OTHER	1	0,00%	6.120,10 €	0,00%	
	<b>Subtotal</b>	<b>43.736</b>	<b>58,11%</b>	<b>471.795.389,48 €</b>	<b>58,18%</b>
<b>Non VW Group Vehicles</b>		4.503	5,98%	29.944.578,39 €	3,69%
	<b>Total</b>	<b>75.268</b>	<b>100,00%</b>	<b>810.946.387,87 €</b>	<b>100,00%</b>

**Poolinformation IX. - Geographic Distribution**

Region	Number of Loans	Percentage of Loans (%)	Outstanding Discounted Principal Balance (€)	Percentage of Balance (%)
Baden-Wuerttemberg	8.295	11,02%	92.334.952,57 €	11,39%
Bavaria	9.567	12,71%	109.943.903,00 €	13,56%
Berlin	1.692	2,25%	19.589.405,95 €	2,42%
Brandenburg	3.007	4,00%	31.653.356,11 €	3,90%
Bremen	421	0,56%	4.260.914,49 €	0,53%
Hamburg	1.062	1,41%	11.883.763,17 €	1,47%
Hesse	5.297	7,04%	58.433.399,02 €	7,21%
Lower Saxony	7.978	10,60%	81.981.488,26 €	10,11%
Mecklenburg-Vorpommern	2.423	3,22%	23.975.603,06 €	2,96%
North Rhine-Westphalia	14.583	19,37%	157.073.321,99 €	19,37%
Rhineland-Palatinate	3.479	4,62%	37.077.967,67 €	4,57%
Saarland	596	0,79%	6.363.594,91 €	0,78%
Saxony	6.387	8,49%	67.008.516,44 €	8,26%
Saxony-Anhalt	3.710	4,93%	38.739.709,11 €	4,78%
Schleswig-Holstein	2.722	3,62%	27.778.002,11 €	3,43%
Thuringia	4.049	5,38%	42.848.489,98 €	5,28%
<b>Total</b>	<b>75.268</b>	<b>100,00%</b>	<b>810.946.387,87 €</b>	<b>100,00%</b>

## Glossary

Original Maturity Date:	Original Maturity Date of each note as of the inception of the transaction (as of cut off date). Assuming a CPR of 10% and no clean up call.
Original Repayment Date:	The Payment Date following the Monthly Period which includes the last day on which a loan payment on outstanding Purchased Loan Receivables becomes due (as of cut off date).
Collections:	Available Distribution Amount on each payment day as described in the Offering Circular
Delinquent contract:	The outstanding value of a contract which were past due more than 30 days
Defaulted contract:	The outstanding value of a terminated contract
Write Off:	The value of contracts which were written off as irrevocable
Discount:	Reimbursement of interest which was calculated on the initial term and which was not used eg. due to a termination of a contract.
Recoveries:	All money received after a termination of a contract
Net Swap Payment:	DRIVER SIX is in a paying position (negative value).
Net Swap Receipt:	DRIVER SIX is in a receiving position (positive value).