

**Deal Name:** DRIVER FIVE

**Issuer:** DRIVER FIVE GmbH  
Steinweg 3-5  
60313 Frankfurt am Main  
Federal Republic of Germany  
fax +49 (0) 69/ 2992-5387

**Seller of the Receivables:** Volkswagen Bank GmbH

**Servicer Name:** Volkswagen Bank GmbH

**Reporting Entity:** Volkswagen Bank GmbH  
ABS Operations  
Dep. U-RWABO  
Gifhorner Straße 57  
38112 Braunschweig  
Federal Republic of Germany

**Contact:** phone +49 (0) 531 212 3718  
fax: +49 (0) 531/ 212 77540  
ABSOperations@VWFS.com

**Administrator:** Wilmington Trust SP Services (Frankfurt) GmbH  
Steinweg 3-5  
60313 Frankfurt am Main  
Federal Republic of Germany  
fax +49 (0) 69/ 2992-5387

<b>Page</b>	<b>Tables of Contents</b>
<b>2</b>	Contents
<b>3</b>	Deal Overview
<b>4</b>	Deal Overview: Counterparties I.
<b>5</b>	Deal Overview: Counterparties II.
<b>6</b>	Information regarding the Notes I.
<b>7</b>	Information regarding the Notes II.
<b>8</b>	Credit Enhancement
<b>9</b>	Swap/ Waterfall
<b>10</b>	Run Out Schedule
<b>11</b>	Amortisation Notes
<b>12</b>	Write-Offs/ Performance Trigger
<b>13</b>	Deposits - Potential Set Off Risk
<b>14</b>	Overview Outstanding Contracts
<b>15</b>	Delinquent Contracts
<b>16</b>	Defaulted Contracts
<b>17</b>	Poolinformation I. - Make: New and Used Cars
<b>18</b>	Poolinformation II. - Down Payments, Customer Type and Type of Payment
<b>19</b>	Poolinformation III. - Obligor Concentration
<b>20</b>	Poolinformation IV. - Distribution by Outstanding Discounted Balance and Original Principal Balance
<b>21</b>	Poolinformation V. - Interest Rate paid by the Receivable Debtor
<b>22</b>	Poolinformation VI. - Distribution by Original Term, Remaining Term and Seasoning
<b>23</b>	Poolinformation VII. - Credit Type and Type of Car
<b>24</b>	Poolinformation VIII. - Distribution by Vehicle Makes and Models
<b>25</b>	Poolinformation IX. - Geographic Distribution
<b>26</b>	Glossary

**Deal Overview**

<b>Cut Off Date:</b>	31.01.2008			
<b>Issue Date:</b>	27.02.2008	<b>Legal Maturity Date:</b>	February 2014	
<b>Reporting Period:</b>	May 09			
<b>Reporting Date:</b>	17.06.2009	17th of each month (for previous month)		
<b>Reporting Frequency:</b>	monthly			
<b>Period No.:</b>	16			
<b>Payment Date:</b>	22.06.2009	21st of each month (for previous month)		
<b>Next payment Date:</b>	21.07.2009			
<b>Asset Collection Period:</b>	01.05.2009	until	31.05.09	
<b>Interest Accrual Period:</b>	22.05.2009	until	21.06.09	<b>Days accrued:</b> 31
<b>Note Payment Period:</b>	22.05.2009	until	21.06.09	
<b>Poolinformation at Pool Cut</b>				
	<b>Number of Contracts</b>	<b>Outstanding Discounted Principal Balance</b>	<b>Outstanding Nominal Balance</b>	
Outstanding Pool	105.358	1.300.005.157,84 €	1.458.117.728,93 €	
Repurchased Loan Contracts	-	- €	- €	
(cumulative since Cut Off Date)	-	- €	- €	
<b>Credit Type</b>	<b>Percentage of Loans (%)</b>	<b>Outstanding Discounted Principal Balance</b>	<b>Percentage of Balance (%)</b>	
Balloon	70,16%	1.037.579.773,57 €	79,81%	
Equal-Installment Loan	29,84%	262.425.384,27 €	20,19%	
<b>Total</b>	<b>100,00%</b>	<b>1.300.005.157,84 €</b>	<b>100,00%</b>	
<b>Type of Car</b>	<b>Percentage of Loans (%)</b>	<b>Outstanding Discounted Principal Balance</b>	<b>Percentage of Balance (%)</b>	
New	56,20%	850.029.884,96 €	65,39%	
Used	43,80%	449.975.272,88 €	34,61%	
<b>Total</b>	<b>100,00%</b>	<b>1.300.005.157,84 €</b>	<b>100,00%</b>	

**Deal Overview: Counterparties I.**

	Name	Rating								
		Moody's			Fitch			S & P		
		Long Term	Short Term	Outlook	Long Term	Short Term	Outlook	Long Term	Short Term	Outlook
<b>Joint Lead Managers:</b>	<b>ABN AMRO Bank N.V.</b> London Branch 250 Bishopsgate London EC2M 4AA United Kingdom	Aa2	P-1	Possible Downgrade	AA-	F1+	Stable	A+	A-1	Stable
	<b>HSBC Bank plc</b> 8 Canada Square London E14 5HQ United Kingdom	Aa2	P-1	Negative	AA	F1+	Negative	AA	A-1+	Negative
<b>Accounts:</b> Cash Collateral Distribution	<b>ABN AMRO Bank N.V.</b> Niederlassung Deutschland Theodor-Heuss-Allee 80 60486 Frankfurt am Main Federal Republic of Germany	Aa2	P-1	Possible Downgrade	AA-	F1+	Stable	A+	A-1	Stable
<b>Paying Agent/ Calculation Agent:</b>	<b>Bank of America National Association</b> London Branch 5 Canada Square London E14 5AQ United Kingdom	Aa3	P-1	Possible Upgrade	A+	F1+	Stable	A+	A-1	Stable
<b>Luxembourg Paying Agent:</b>	<b>ABN AMRO Bank (Luxembourg) S.A.</b> 46, Avenue J.F. Kennedy 1855 Luxembourg Luxembourg	Aa2	P-1	Possible Downgrade	AA-	F1+	Stable	A+	A-1	Stable
<b>Swap Counterparty:</b>	<b>HSBC Bank plc</b> 8 Canada Square London E14 5HQ United Kingdom	Aa3	P-1	Stable	A+	F1+	Stable	A+	A-1	Stable

\* Ratings updated on 09/06/2009

**Deal Overview: Counterparties II.**

**Security Trustee:** **Wilmington Trust (London) Ltd.**  
 5th Floor  
 6 Broad Street Place  
 London EC2M 7JH  
 United Kingdom

**Data Protection Trustee:** **Wilmington Trust SP Services (Frankfurt) GmbH**  
 Steinweg 3-5  
 60313 Frankfurt am Main,  
 Federal Republic of Germany

**Rating Agencies:** **MOODY's Deutschland GmbH**  
 Attn.: Monitoring  
 An der Welle 5  
 60322 Frankfurt/Main  
 Federal Republic of Germany  
[monitor.abs@moodys.com](mailto:monitor.abs@moodys.com)

**Fitch Ratings Limited**  
 Attn.: Structured Finance Surveillance  
 4th Floor, 101 Finsbury Pavement  
 London EC2A 1RS  
 United Kingdom  
[abssurveillance@fitchratings.com](mailto:abssurveillance@fitchratings.com)

**Standard & Poors**  
 Attn.: Structured Finance Surveillance Department  
 18 Finsbury Circus  
 London EC2M 7NJ  
 United Kingdom  
[ABSeuropeansurveillance@standardandpoors.com](mailto:ABSeuropeansurveillance@standardandpoors.com)

**Administrator:** **Wilmington Trust SP Services (Frankfurt) GmbH**  
 Steinweg 3-5  
 60313 Frankfurt am Main  
 Federal Republic of Germany

**Rating of Volkswagen Bank GmbH and Volkswagen AG**

**Volkswagen Bank GmbH**  
**Volkswagen AG**

Rating								
Moody's			Fitch			S & P		
Short Term	Long Term	Outlook	Short Term	Long Term	Outlook	Short Term	Long Term	Outlook
A2	P-1	Possible Downgrade	n.a.	n.a.	n.a.	A	A-1	Watch Negative
A3	P-2	Possible Downgrade	BBB+	F2	Watch Negative	A-	A-2	Watch Negative

**Rating Related Triggers**

**Future Rating Triggers:**

**VAT-Risk** Downgrade of VW Bank's short-term rating to F3 by Fitch will result in an increase by 0.17% of the Cash Collateral Account of the Aggregate Discounted Principal Balance, which is exclusively reserved to cover any VAT burden in case a replacement servicer is appointed.

**Set Off Risk** The downgrade of VW Bank's long-term rating to below BBB- by Fitch and/or Baa3 by Moody's and/or VW Bank's short-term rating to below A-2 by S&P or, if VW Bank is not the subject of an S&P's short-term rating, VW Bank's long-term rating from S&P is lower than BBB+, will result in a Set Off risk reserve being established if deposits by borrowers are greater than 1% of the Aggregate Discounted Principal Balance.

**Information regarding the Notes I.**

<u>Rating Details:</u>	<u>Class A</u>	<u>Class B</u>
<b>Rating at Issue Date</b>		
Fitch	AAA	A
Moody's	Aaa	A1
Standard & Poors	AAA	A+
<b>Current Rating</b>		
Fitch	AAA	A
Moody's	Aaa	A1
Standard & Poors	AAA	A+
<b>Information on Notes</b>		
Original Maturity Date:	Feb 2014	Feb 2014
Original Repayment Date:	Feb 2013	Feb 2013
ISIN:	XS0342510616	XS0342511341
Common Code:	034251061	034251134
Nominal Amount:	50,000	50,000
<b>Information on Interest</b>		
Spread/Margin:	58 bps.	140 bps.
Index Rate:	1-Month Euribor	1-Month Euribor
Fixed/ Floating:	floating	floating
Current Coupon:	1-M-Euribor + 58 bps.	1-M-Euribor + 140 bps.
Day Count Convention	actual/ 360	actual/ 360
<b>Clean-Up Call</b>		
VW Bank will have the right at its option to exercise a clean-up call and to repurchase the Loan Receivables from Driver Five at any time when the sum of the Discounted Principal Balance for all loan contracts is less than 9% of the sum of the Discounted Principal Balance for all Loan contracts as of the Cut Off Date, provided that all payment obligations under the Notes will be thereby fulfilled.		

**Information regarding the Notes II.**

<b>Monthly Period:</b>	May 09	
<b>Payment Date:</b>	22.06.2009	
<b>Interest Accrual Period (from/until):</b>	22.05.2009	21.06.2009
<b>Days Accrued:</b>	31	
<b>Base Interest Rate (1-Month Euribor):</b>	0,8160%	
<b>Currency:</b>	EUR	
<b>Day Count Convention:</b>	ACT/360	

<u>Interest Payments</u>	<u>Class A</u>	<u>Class B</u>
Total Interests Amount of the Reporting Period	998.072,40 €	67.969,98 €
Paid interest:	- 998.072,40 €	- 67.969,98 €
<u>Unpaid Interest:</u>		
Unpaid interest of the Reporting Period:	- €	- €
Cumulative unpaid interest:	- €	- €

<u>Note Balance</u>	<u>Class A</u>	<u>Class B</u>
Note Balance (Cut Off Date):	1.214.200.000,00 €	40.300.000,00 €
Note Balance (Beginning of Period):	830.211.921,24 €	35.619.525,76 €
Unallocated Redemption Amount from Previous Period	130,35 €	
Available Redemption Amount Reporting Period	22.535.257,70 €	
Total Available Redemption Amount	22.535.388,05 €	
Redemption Amount per Class	-21.608.388,88 €	-926.980,60 €
Unallocated Redemption Amount from current Period	0,00 €	18,57 €
Note Balance (End of Period):	808.603.532,36 €	34.692.545,16 €

<u>Payments to Investors - Per Euro 50.000,- Denomination</u>	<u>Class A</u>	<u>Class B</u>
Interest (1-M-Euribor + 0,58% Class A/ + 1,40% Class B)	-41,10 €	-84,33 €
Principal Repayment by Note:	-889,82 €	-1.150,10 €
Pool Factor:	0,665956	0,860857

<u>Overcollateralisation</u>	<u>Class A</u>	<u>Class B</u>
Initial OC Percentage at Poolcut	6,6004%	3,5004%
Current OC Percentage	9,1000%	5,2000%
Target OC Percentage	9,1000%	5,2000%

## Credit Enhancement

### Credit Enhancement as of Cut Off Date

	% of Aggregate Discounted Principal Balance	Value
Class B Note*	3,10%	40.300.000,00 €
Subordinated Loan	2,60%	33.800.000,00 €
Overcollateralization	0,90%	11.705.157,84 €
Cash Collateral Account	1,50%	19.500.077,37 €

\* for subordination to class A note

### Cash Collateral Account (CCA)

	in EUR	in % of Outstanding Discounted Balance as of	
<b>Initial Balance at Poolcut</b>	<b>19.500.077,37 €</b>	1,50%	Poolcut
Targeted Balance (Floor)	16.250.000,00 €	1,25%	Poolcut
<b>Balance as of the Beginning of the Period</b>	<b>16.250.000,00 €</b>	1,78%	Period
Payment from CCA/ Payment to CCA	0,00 €	-	-
<b>Balance as of the End of the Period</b>	<b>16.250.000,00 €</b>	1,83%	Period

### Calculation of Credit Enhancement:

Driver Five's Credit Enhancement consists of the items listed above calculated on the initial Discounted Principal Balance as of the Cut Off day. The result provides an absolute value which will be applied to the (amortized) Discounted Principal Balance as of the end of the monthly period. This process is continuing until a Credit enhancement of 9,10% of class A (5,20% of Class B) has been reached.

The Class B Notes benefit from the Subordinated Loan, the Overcollateralisation and the Cash Collateral Account.

- The transaction starts with sequential amortisation and therefore initially only the Class A Notes will receive principal payments
- The transaction switches into pro rata amortisation once an overcollateralisation percentage (i.e. credit enhancement excluding cash collateral) of 9,10% for the Class A Notes and 5,20% for the Class B Notes has been reached
- The amortisation will revert to sequential in case the total amount of notes outstanding falls below 10% of the initial notes outstanding

## Swap/ Waterfall

### Amortising Interest Rate Swap

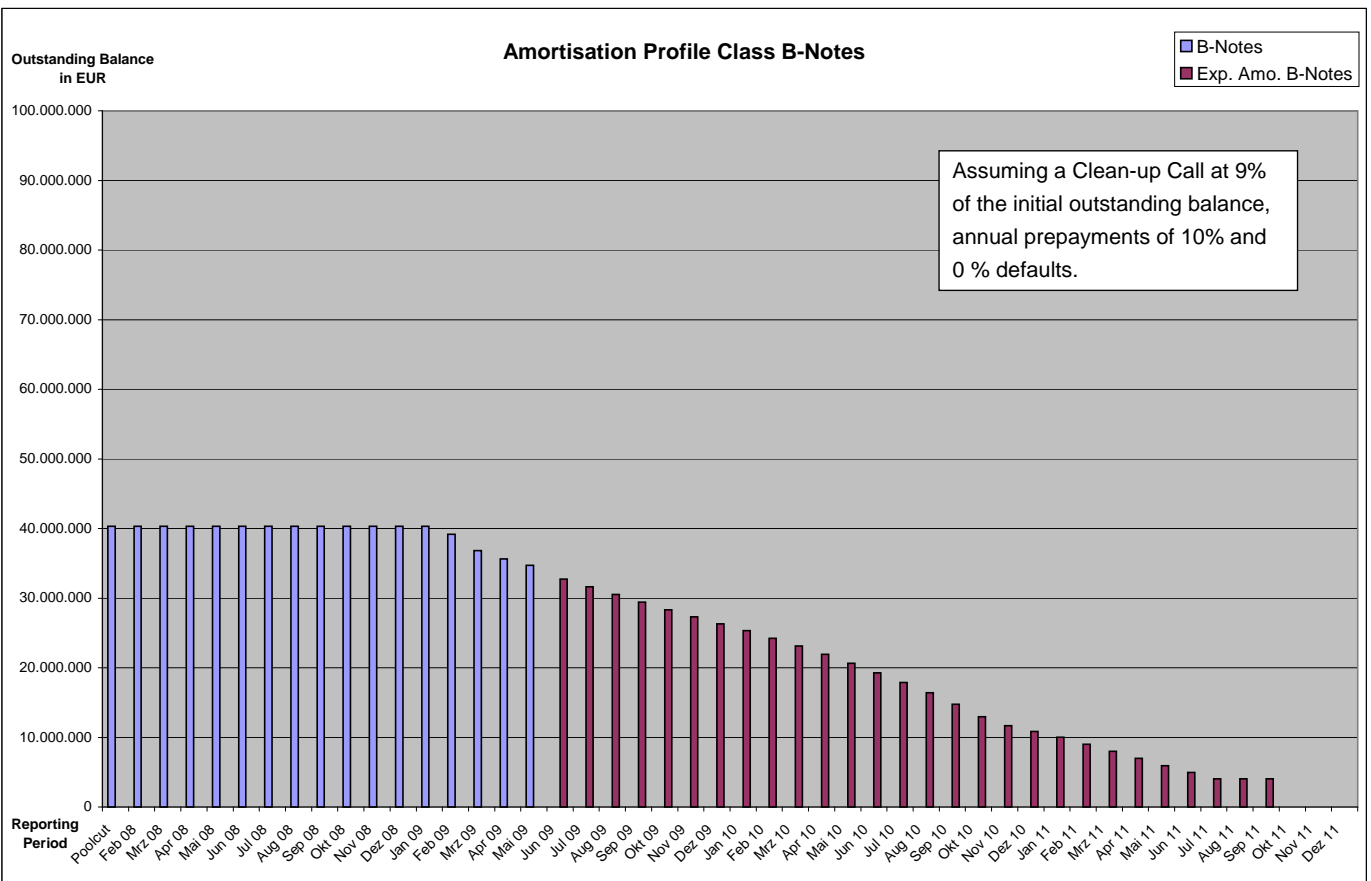
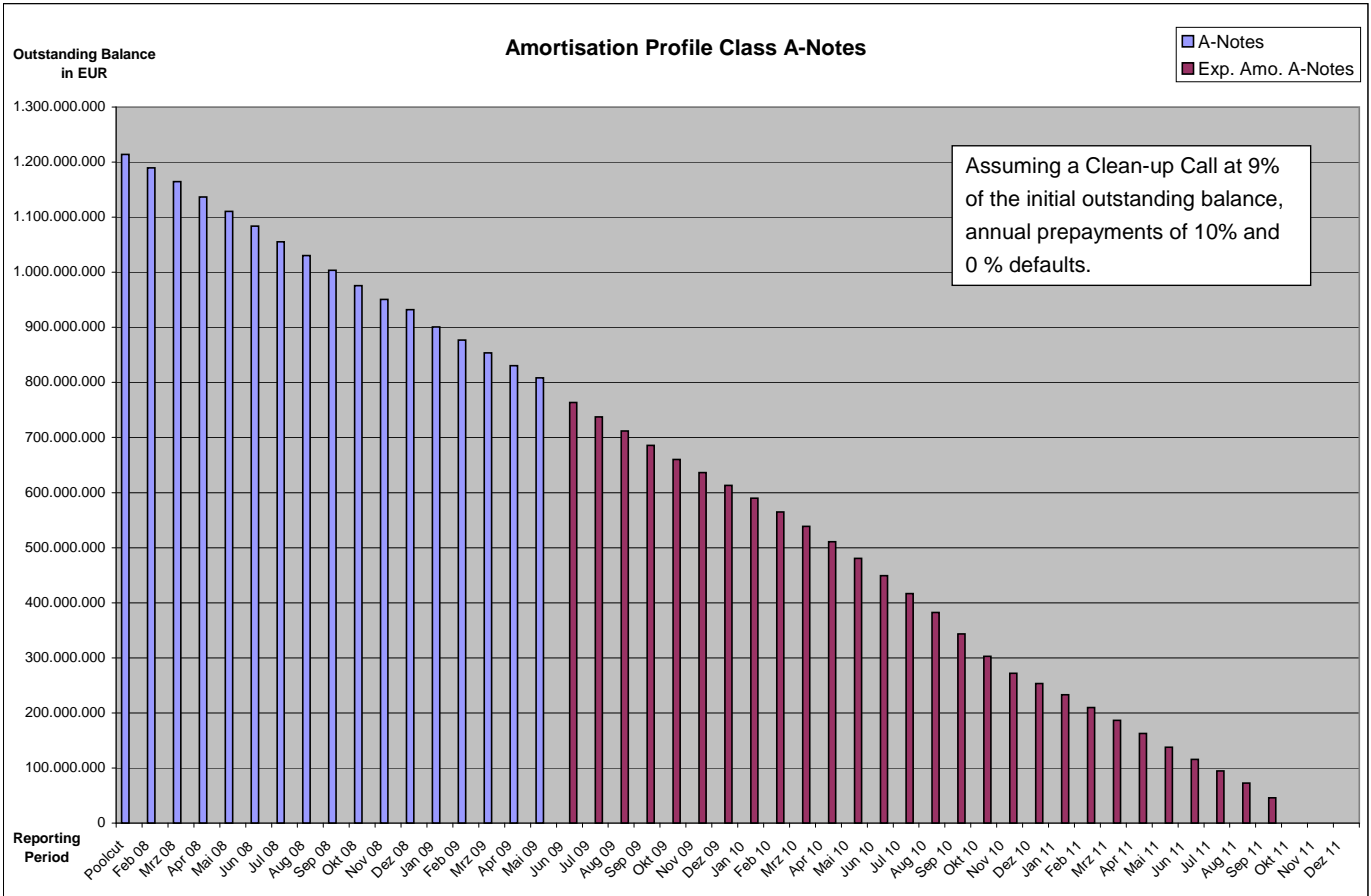
	<u>Class A</u>	<u>Class B</u>
Initial Principal	1.214.200.000,00 €	40.300.000,00 €
Underlying Principal for Reporting Period	830.211.921,24 €	35.619.525,76 €
<i>Paying Leg</i>	<i>Fix Interest Rate</i>	
<i>Receiving Leg</i>	<i>Floating Interest Rate</i>	
<b>Net Swap payments/ Receipts</b>	- 1.952.012,71 €	- 82.700,62 €

### Waterfall

		<b>Payment</b>	<b>Remaining Amount</b>
Remaining Balance from Previous Period		130,35 €	
Available Distribution Amount	plus	27.521.253,31 €	27.521.383,66 €
Fees	less -	761.103,59 €	26.760.280,07 €
Net Swap Payments Class A	less -	1.952.012,71 €	24.808.267,36 €
Net Swap Payments Class B	less -	82.700,62 €	24.725.566,74 €
Interest Class A	less -	998.072,40 €	23.727.494,34 €
Interest Class B	less -	67.969,98 €	23.659.524,36 €
Payment to Cash Collateral Account	less	- €	23.659.524,36 €
Redemption Class A	less -	21.608.388,88 €	2.051.135,48 €
Redemption Class B	less -	926.980,60 €	1.124.154,88 €
Remaining Amount Due to Rounding	less -	18,57 €	1.124.136,31 €
Other Payments to Swap Counterparties	less	- €	1.124.136,31 €
Interest Subordinated Loan	less -	68.927,43 €	1.055.208,88 €
Payment to Subordinated Lender or VW Bank	less -	1.055.208,88 €	- €
Payment from Cash Collateral Account		- €	- €
Payment to Subordinated Lender or VW Bank	less	- €	- €

**Run Out Schedule**

At the End of Previous Reporting Period 30.04.2009				At the end of Reporting Period 31.05.2009			
Payment Period	ABS Remaining Depreciation	ABS Remaining Interest	ABS Remaining Instalments	Payment Period	ABS Remaining Depreciation	ABS Remaining Interest	ABS Remaining Instalments
arrears	996.120,32 €	241.578,33 €	1.237.698,65 €	arrears	1.031.259,07 €	238.703,52 €	1.269.962,58 €
05.2009	11.206.741,03 €	2.644.610,78 €	13.851.351,81 €				
06.2009	17.433.071,59 €	4.013.963,92 €	21.447.035,51 €	06.2009	11.983.616,32 €	2.763.677,36 €	14.747.293,69 €
07.2009	21.791.170,58 €	3.939.523,85 €	25.730.694,43 €	07.2009	21.447.318,71 €	3.904.026,59 €	25.351.345,30 €
08.2009	22.083.458,66 €	3.844.205,68 €	25.927.664,34 €	08.2009	21.770.759,73 €	3.811.821,23 €	25.582.580,95 €
09.2009	21.747.506,55 €	3.746.162,62 €	25.493.669,17 €	09.2009	21.493.991,93 €	3.716.458,82 €	25.210.450,75 €
10.2009	22.689.711,61 €	3.649.842,75 €	26.339.554,36 €	10.2009	22.456.923,75 €	3.621.319,61 €	26.078.243,36 €
11.2009	23.092.262,17 €	3.548.458,96 €	26.640.721,13 €	11.2009	22.801.636,77 €	3.521.163,32 €	26.322.800,09 €
12.2009	21.241.728,17 €	3.445.882,33 €	24.687.610,50 €	12.2009	21.060.855,57 €	3.419.819,62 €	24.480.675,19 €
01.2010	20.792.060,86 €	3.351.447,22 €	24.143.508,08 €	01.2010	20.590.570,05 €	3.326.400,40 €	23.916.970,45 €
02.2010	21.112.310,96 €	3.260.036,36 €	24.372.347,32 €	02.2010	20.863.198,13 €	3.235.772,97 €	24.098.971,10 €
03.2010	24.359.290,97 €	3.163.886,20 €	27.523.177,17 €	03.2010	24.078.546,35 €	3.140.803,88 €	27.219.350,23 €
04.2010	25.680.314,82 €	3.056.284,06 €	28.736.598,88 €	04.2010	25.372.150,14 €	3.034.632,86 €	28.406.783,00 €
05.2010	28.756.147,57 €	2.941.678,44 €	31.697.826,01 €	05.2010	28.440.602,24 €	2.921.319,48 €	31.362.113,72 €
06.2010	31.497.220,83 €	2.812.793,97 €	34.310.014,80 €	06.2010	31.235.728,07 €	2.793.978,24 €	34.029.706,31 €
07.2010	34.217.283,19 €	2.672.756,97 €	36.890.040,16 €	07.2010	34.003.039,24 €	2.655.128,74 €	36.658.167,98 €
08.2010	36.099.948,40 €	2.520.059,43 €	38.620.007,83 €	08.2010	35.822.019,98 €	2.503.595,10 €	38.325.615,08 €
09.2010	38.238.472,76 €	2.358.795,42 €	40.597.268,18 €	09.2010	38.013.919,47 €	2.343.655,19 €	40.357.574,66 €
10.2010	45.626.553,49 €	2.188.361,47 €	47.814.914,96 €	10.2010	45.300.602,08 €	2.174.144,53 €	47.474.746,61 €
11.2010	49.361.963,43 €	1.984.987,39 €	51.346.950,82 €	11.2010	49.080.700,35 €	1.972.138,73 €	51.052.839,07 €
12.2010	36.268.261,93 €	1.763.867,56 €	38.032.129,49 €	12.2010	36.045.337,60 €	1.752.294,75 €	37.797.632,35 €
01.2011	21.623.547,51 €	1.602.084,37 €	23.225.631,88 €	01.2011	21.510.196,10 €	1.591.473,80 €	23.101.669,90 €
02.2011	23.866.509,87 €	1.506.164,04 €	25.372.673,90 €	02.2011	23.734.311,42 €	1.496.092,65 €	25.230.404,06 €
03.2011	28.868.079,24 €	1.399.234,29 €	30.267.313,53 €	03.2011	28.697.541,54 €	1.389.727,00 €	30.087.268,54 €
04.2011	29.112.411,78 €	1.270.138,20 €	30.382.549,98 €	04.2011	28.881.546,96 €	1.261.559,59 €	30.143.106,55 €
05.2011	30.248.633,10 €	1.140.526,73 €	31.389.159,83 €	05.2011	30.033.891,09 €	1.132.939,94 €	31.166.831,03 €
06.2011	32.484.055,30 €	1.005.842,29 €	33.489.897,59 €	06.2011	32.204.987,33 €	999.228,37 €	33.204.215,70 €
07.2011	29.488.704,63 €	860.945,31 €	30.349.649,94 €	07.2011	29.282.338,64 €	855.514,96 €	30.137.853,60 €
08.2011	28.007.157,16 €	728.986,51 €	28.736.143,67 €	08.2011	27.756.783,77 €	724.346,01 €	28.481.129,78 €
09.2011	27.610.419,58 €	604.309,68 €	28.214.729,26 €	09.2011	27.467.479,28 €	600.815,98 €	28.068.295,26 €
10.2011	33.842.256,06 €	481.250,89 €	34.323.506,94 €	10.2011	33.651.956,38 €	478.353,80 €	34.130.310,17 €
11.2011	31.466.185,85 €	329.822,54 €	31.796.008,39 €	11.2011	31.309.235,12 €	327.731,42 €	31.636.966,54 €
12.2011	6.885.580,27 €	189.662,01 €	7.075.242,28 €	12.2011	6.853.611,22 €	188.279,30 €	7.041.890,52 €
01.2012	7.300.142,92 €	158.828,79 €	7.458.971,71 €	01.2012	7.241.935,45 €	157.626,95 €	7.399.562,40 €
02.2012	6.573.701,66 €	126.320,86 €	6.700.022,52 €	02.2012	6.524.836,81 €	125.365,45 €	6.650.202,26 €
03.2012	6.915.325,63 €	96.916,26 €	7.012.241,89 €	03.2012	6.851.446,15 €	96.300,69 €	6.947.746,84 €
04.2012	6.649.372,94 €	65.920,21 €	6.715.293,15 €	04.2012	6.605.155,24 €	65.559,46 €	6.670.714,70 €
05.2012	5.189.760,40 €	36.168,53 €	5.225.928,93 €	05.2012	5.171.118,71 €	36.011,94 €	5.207.130,65 €
06.2012	801.810,58 €	12.953,61 €	814.764,19 €	06.2012	797.411,65 €	12.870,98 €	810.282,63 €
07.2012	583.579,09 €	9.369,50 €	592.948,59 €	07.2012	579.081,75 €	9.306,49 €	588.388,24 €
08.2012	486.445,03 €	6.760,78 €	493.205,81 €	08.2012	482.755,03 €	6.717,82 €	489.472,85 €
09.2012	383.180,07 €	4.589,34 €	387.769,41 €	09.2012	380.459,80 €	4.560,24 €	385.020,04 €
10.2012	309.374,46 €	2.878,76 €	312.253,22 €	10.2012	307.453,00 €	2.861,47 €	310.314,47 €
11.2012	192.098,48 €	1.499,97 €	193.598,45 €	11.2012	190.569,77 €	1.491,25 €	192.061,02 €
12.2012	86.029,88 €	643,04 €	86.672,92 €	12.2012	85.616,36 €	641,13 €	86.257,49 €
01.2013	50.128,56 €	260,20 €	50.388,76 €	01.2013	49.772,70 €	260,12 €	50.032,82 €
<b>Subtotal</b>	<b>913.316.089,94 €</b>	<b>72.791.260,42 €</b>	<b>986.107.350,34 €</b>	<b>Subtotal</b>	<b>889.544.266,82 €</b>	<b>68.416.683,75 €</b>	<b>957.960.950,53 €</b>
> 01.2013	8.216,95 €	257,99 €	8.474,94 €	> 01.2013	8.555,64 €	260,26 €	8.815,90 €
<b>Total</b>	<b>913.324.306,89 €</b>	<b>72.791.518,41 €</b>	<b>986.115.825,28 €</b>	<b>Total</b>	<b>889.552.822,46 €</b>	<b>68.416.944,01 €</b>	<b>957.969.766,43 €</b>



### Write-Offs/ Performance Trigger

#### Cumulative Write Offs

	Number of Contracts	Write Offs
Begin of Period	152	1.117.102,23 €
Write Offs	21	178.431,03 €
<b>End of Period</b>	<b>173</b>	<b>1.295.533,26 €</b>

#### Cumulative Net Loss Ratio

Cumulative Write Offs as percentage of Discounted Principal Balance as of Cut Off Date (1,300,005,157.84 €)

0,0997%
---------

#### Performance Triggers

A Targeted Note Balance was implemented to assure on a monthly basis that no cash is paid to lower steps in the waterfall unless there is sufficient overcollateralization to support the notes.

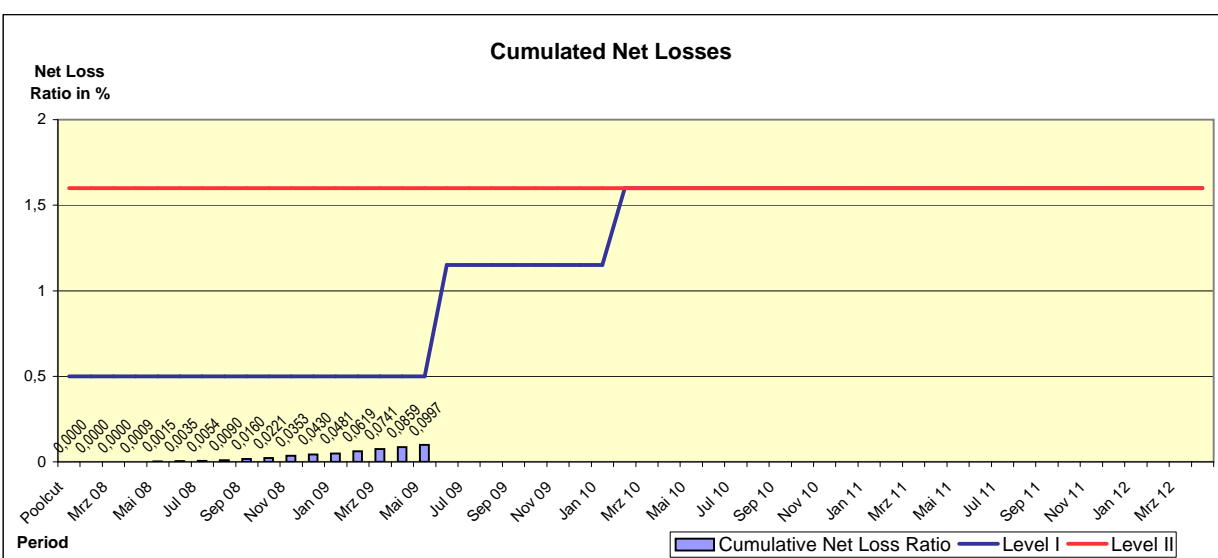
The performance trigger in form of a credit enhancement increase condition will be activated when the cumulative Net Loss Ratio exceeds the defined limits. In this case the overcollateralization will be increased accordingly.

	OC-Percentage Class A Notes	OC-Percentage Class B Notes
Until a Credit Enhancement Increase condition is in place	9,10%	5,20%
Level I Credit Enhancement Increase condition is in place	11,00%	7,00%
Level II Credit Enhancement Increase condition is in place	100,00%	100,00%

#### Performance Trigger

Levels	Credit Enhancement increase condition	Credit Enhancement increase condition in place?
Level I a.	Cumulative Net Loss Ratio exceeds 0.50% for any Payment Date before or during May 2009	no
Level I b.	Cumulative Net Loss Ratio exceeds 1.15% for any Payment Date after May 2009 but prior to or during February 2010	no
Level II.	Cumulative Net Loss Ratio exceeds 1,60% for any Payment Date	no

#### Performance Pool vis-a-vis Triggers

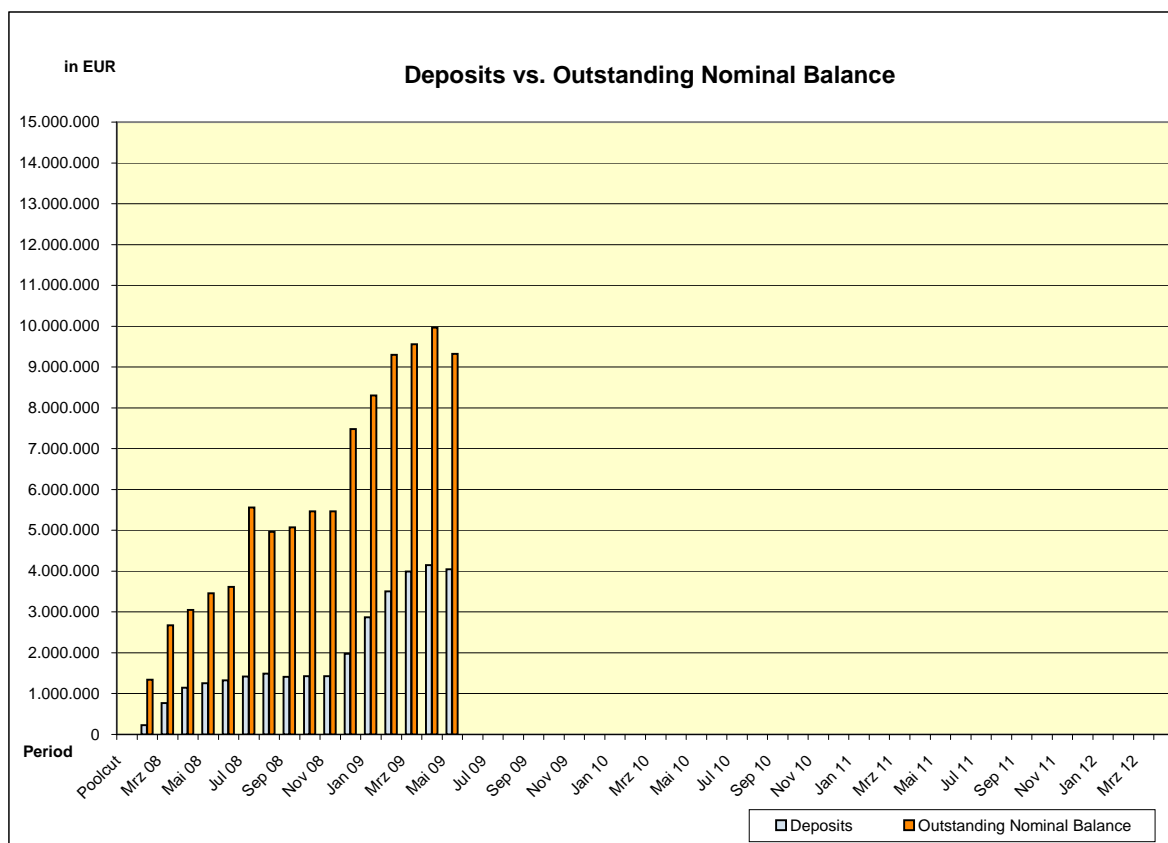


**Deposits - Potential Set Off Risk**

	Number of Customers with deposits	Outstanding Nominal Balance of customers with deposits	Outstanding Discounted Principal Balance of customers with deposits	Deposits
	844	9.326.476,62 €	8.663.008,05 €	4.046.463,65 €
<b>Total</b>	<b>844</b>	<b>9.326.476,62 €</b>	<b>8.663.008,05 €</b>	<b>4.046.463,65 €</b>

	Current Set Off Risk	Trigger*
Borrower Deposits in % of Aggregate Discounted Principal Balance EoP	<b>0,4549%</b>	<b>1,0000%</b>

\* Breach of this trigger in conjunction with the loss of VW Bank's investment grade rating, obliges VW Bank to post additional collateral equal to the potential set-off risk which will be adjusted on a monthly basis (the "Set-Off Risk Reserve"). The Set-Off Risk Reserve shall be deposited in the Cash Collateral Account and is exclusively reserved to cover set-off risks.



**Overview Outstanding Contracts**
**Development of Pool within Reporting Period**

	Number of contracts	Adjustments	Outstanding Nominal Balance
<b>Begin of Period</b>	<b>93.071</b>		<b>986.115.825,28 €</b>
Periodically reduction of Nominal			28.146.058,85 €
Discount	-	462.841,89 €	
Fees for Restructuring/Prolongation		5.343,51 €	
Interest in arrears		11.123,87 €	
Write Off	21	178.431,03 €	
Available Collection			27.521.253,31 €
Repurchased Loan Contracts	0		- €
<b>End of Period</b>	<b>92.174</b>		<b>957.969.766,43 €</b>

**Status of Contracts**

Status	Pool Balance at Poolcut	
	Number of Contracts	Outstanding Discounted Principal Balance
Current	105.358	1.300.005.157,84 €
Delinquent	0	- €
Defaulted	0	- €
End of Term	0	- €
Early Settlement	0	- €
Write Off	0	- €
<b>Total</b>	<b>105.358</b>	<b>1.300.005.157,84 €</b>

Status	Pool Balance at the Beginning of Period		Pool Balance at the End of Period	
	Number of Contracts	Outstanding Discounted Principal Balance (Begin of Period)	Number of Contracts (End of Period)	Outstanding Discounted Principal Balance (End of Period)
Current	91.845	898.889.564,01 €	90.872	874.652.219,33 €
Delinquent	770	9.079.276,44 €	839	9.646.711,79 €
Defaulted	456	5.355.466,44 €	463	5.253.891,34 €
End of Term	7	- €	8	- €
Early Settlement	12.128	- €	13.003	- €
Write Off	152	- €	173	- €
<b>Total</b>	<b>105.358</b>	<b>913.324.306,89 €</b>	<b>105.358</b>	<b>889.552.822,46 €</b>

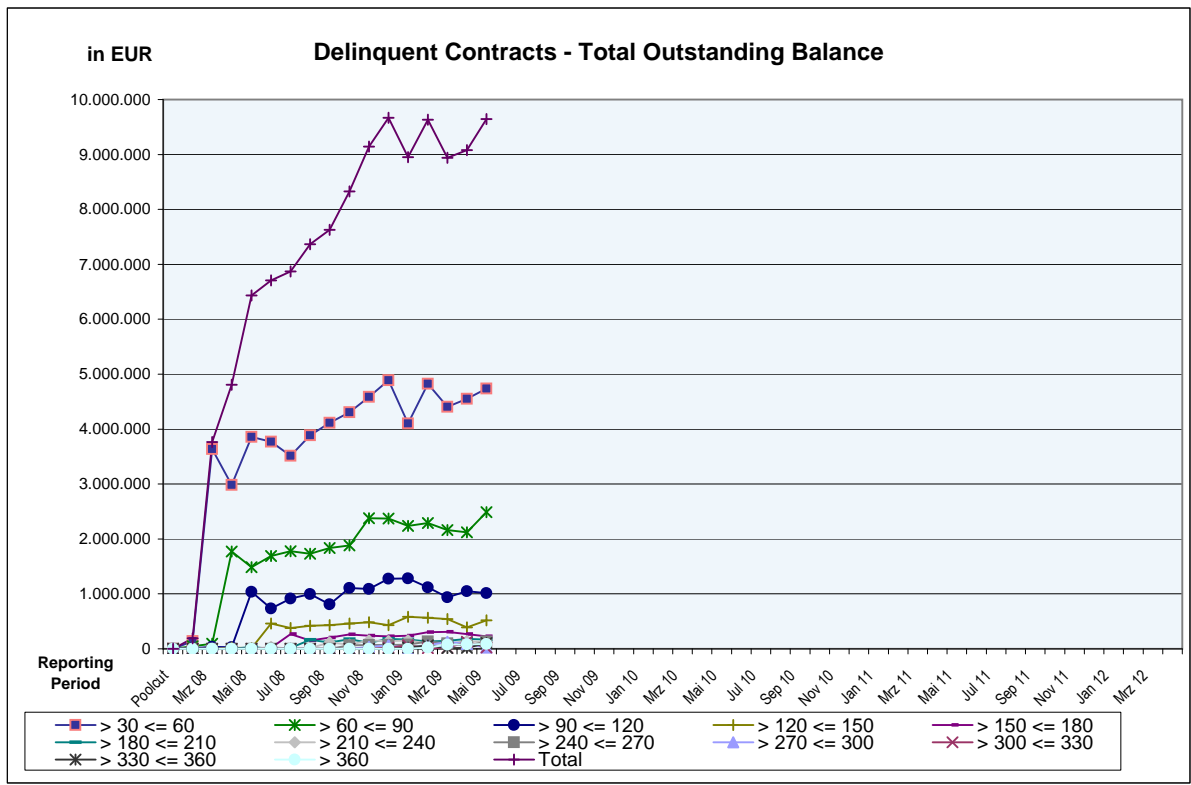
### Delinquent Contracts

#### Information of Delinquencies and Defaults

Current Reporting Period	Number of Contracts	Number of Contracts (%)	Outstanding Discounted Principal Balance	Outstanding Discounted Principal Balance (%)	Outstanding Nominal Balance	Outstanding Nominal Balance (%)
Delinquent	839	0,9102%	9.646.711,79 €	1,0844%	10.482.157,40 €	1,0942%
Defaulted	463	0,5023%	5.253.891,34 €	0,5906%	5.658.469,44 €	0,5907%

#### Delinquency Profile

Days in Arrears	Number of Contracts	Number of Contracts (%)	Outstanding Discounted Principal Balance	Outstanding Discounted Principal Balance (%)	Outstanding Nominal Balance	Outstanding Nominal Balance (%)
> 30 <= 60	428	0,4643%	4.734.863,26 €	0,5323%	5.130.180,66 €	0,5355%
> 60 <= 90	213	0,2311%	2.489.828,94 €	0,2799%	2.708.334,48 €	0,2827%
> 90 <= 120	83	0,0900%	1.014.161,63 €	0,1140%	1.105.711,15 €	0,1154%
> 120 <= 150	40	0,0434%	521.516,65 €	0,0586%	569.435,92 €	0,0594%
> 150 <= 180	15	0,0163%	226.392,04 €	0,0255%	247.022,95 €	0,0258%
<b>Subtotal</b>	<b>779</b>	<b>0,8451%</b>	<b>8.986.762,52 €</b>	<b>1,0103%</b>	<b>9.760.685,16 €</b>	<b>1,0189%</b>
> 180 <= 210	14	0,0152%	170.835,90 €	0,0192%	187.018,89 €	0,0195%
> 210 <= 240	12	0,0130%	114.976,91 €	0,0129%	124.201,37 €	0,0130%
> 240 <= 270	9	0,0098%	133.429,77 €	0,0150%	145.833,06 €	0,0152%
> 270 <= 300	4	0,0043%	24.806,68 €	0,0028%	27.003,26 €	0,0028%
> 300 <= 330	2	0,0022%	22.935,13 €	0,0026%	25.007,29 €	0,0026%
> 330 <= 360	7	0,0076%	106.783,00 €	0,0120%	118.250,65 €	0,0123%
> 360	12	0,0130%	86.181,88 €	0,0097%	94.157,72 €	0,0098%
<b>Subtotal</b>	<b>60</b>	<b>0,0651%</b>	<b>659.949,27 €</b>	<b>0,0742%</b>	<b>721.472,24 €</b>	<b>0,0753%</b>
<b>Total</b>	<b>839</b>	<b>0,9102%</b>	<b>9.646.711,79 €</b>	<b>1,0844%</b>	<b>10.482.157,40 €</b>	<b>1,0942%</b>



### Defaulted Contracts

#### Defaulted Profile I

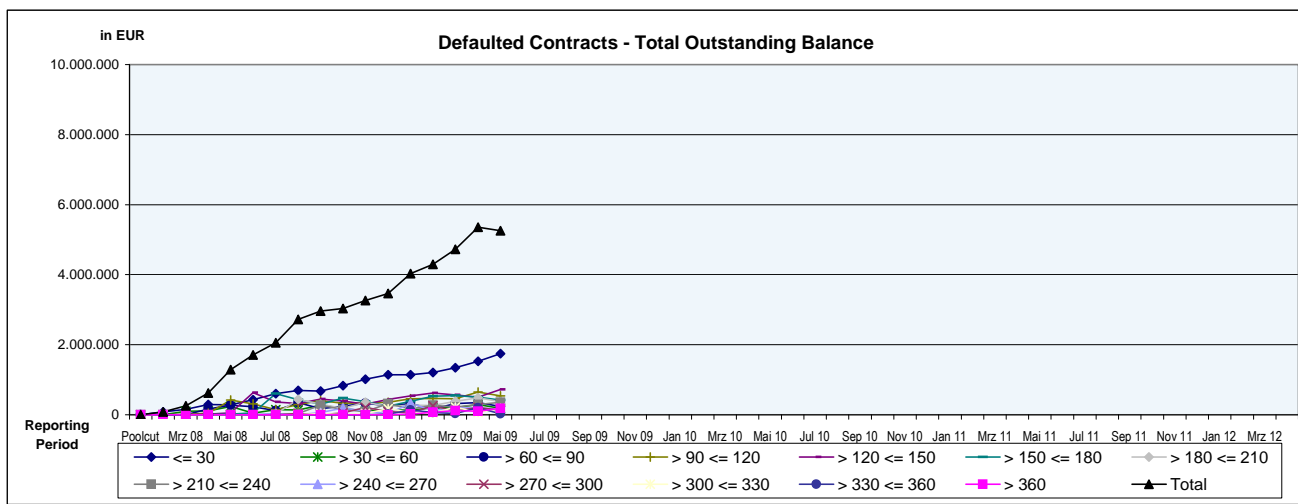
Days in Arrears	Number of Contracts	Number of Contracts (%)	Outstanding Discounted Principal Balance	Outstanding Discounted Principal Balance (%)	Outstanding Nominal Balance	Outstanding Nominal Balance (%)
<= 30	210	0,2278%	1.744.585,13 €	0,1961%	1.817.230,68 €	0,1897%
>30 <= 60	19	0,0206%	185.436,26 €	0,0208%	199.622,01 €	0,0208%
> 60 <= 90	25	0,0271%	233.545,42 €	0,0263%	252.689,46 €	0,0264%
> 90 <= 120	43	0,0467%	542.291,34 €	0,0610%	589.830,24 €	0,0616%
> 120 <= 150	46	0,0499%	721.375,02 €	0,0811%	786.436,68 €	0,0821%
> 150 <= 180	27	0,0293%	422.000,30 €	0,0474%	462.815,36 €	0,0483%
> 180 <= 210	23	0,0250%	378.458,72 €	0,0425%	416.451,29 €	0,0435%
> 210 <= 240	26	0,0282%	353.638,29 €	0,0398%	388.100,54 €	0,0405%
> 240 <= 270	13	0,0141%	166.242,09 €	0,0187%	184.643,17 €	0,0193%
> 270 <= 300	10	0,0108%	125.136,70 €	0,0141%	137.872,07 €	0,0144%
> 300 <= 330	10	0,0108%	178.251,32 €	0,0200%	198.519,07 €	0,0207%
> 330 <= 360	2	0,0022%	24.007,11 €	0,0027%	25.917,62 €	0,0027%
>360	9	0,0098%	178.923,64 €	0,0201%	198.341,25 €	0,0207%
<b>Total</b>	<b>463</b>	<b>0,5023%</b>	<b>5.253.891,34 €</b>	<b>0,5906%</b>	<b>5.658.469,44 €</b>	<b>0,5907%</b>

#### Defaulted Profile II - Recoveries

Credit Type	Vehicle Status	Number of Contracts	*Outstanding Nominal Principal Balance at Day of Default	*Outstanding Discounted Principal Balance at Day of Default	Total Recoveries	Total Discount	Total Write Offs
AutoCredit	New	203	4.573.539,82 €	3.919.143,61 €	1.434.203,01 €	154.409,03 €	539.834,59 €
	Used	293	4.111.070,10 €	3.478.667,19 €	1.153.216,76 €	258.049,75 €	515.302,57 €
<b>Total Auto Credit</b>		<b>496</b>	<b>8.684.609,92 €</b>	<b>7.397.810,80 €</b>	<b>2.587.419,77 €</b>	<b>412.458,78 €</b>	<b>1.055.137,16 €</b>
Classic Credit	New	34	526.796,78 €	443.358,94 €	147.981,67 €	14.713,23 €	41.285,69 €
	Used	168	1.313.673,72 €	1.089.409,76 €	330.230,16 €	78.274,11 €	199.110,41 €
<b>Total Classic Credit</b>		<b>202</b>	<b>1.840.470,50 €</b>	<b>1.532.768,70 €</b>	<b>478.211,83 €</b>	<b>92.987,34 €</b>	<b>240.396,10 €</b>
<b>Total:</b>		<b>698</b>	<b>10.525.080,42 €</b>	<b>8.930.579,50 €</b>	<b>3.065.631,60 €</b>	<b>505.446,12 €</b>	<b>1.295.533,26 €</b>

Credit Type	Vehicle Status	Number of Contracts	*Outstanding Nominal Principal Balance End of Reporting Period	*Outstanding Discounted Principal Balance End of Reporting Period
AutoCredit	New	203	2.432.068,09 €	2.252.587,14 €
	Used	293	2.189.084,54 €	2.038.686,40 €
<b>Total Auto Credit</b>		<b>496</b>	<b>4.621.152,63 €</b>	<b>4.291.273,54 €</b>
Classic Credit	New	34	325.642,59 €	302.312,00 €
	Used	168	711.674,22 €	660.305,80 €
<b>Total Classic Credit</b>		<b>202</b>	<b>1.037.316,81 €</b>	<b>962.617,80 €</b>
<b>Total:</b>		<b>698</b>	<b>5.658.469,44 €</b>	<b>5.253.891,34 €</b>

\*(incl. Arrears)



**Poolinformation I. - Make: New and Used Cars**
**AUDI**

New or Used Cars	Number of Loans	Percentage of Loans (%)	Outstanding Discounted Principal Balance (€)	Percentage of Balance (%)
New Cars	4.502	35,85%	84.941.308,94 €	52,00%
Used Cars	8.055	64,15%	78.421.129,94 €	48,00%
<b>Total</b>	<b>12.557</b>	<b>100,00%</b>	<b>163.362.438,88 €</b>	<b>100,00%</b>

**SEAT**

New or Used Cars	Number of Loans	Percentage of Loans (%)	Outstanding Discounted Principal Balance (€)	Percentage of Balance (%)
New Cars	4.311	63,77%	38.353.024,41 €	73,78%
Used Cars	2.449	36,23%	13.627.753,12 €	26,22%
<b>Total</b>	<b>6.760</b>	<b>100,00%</b>	<b>51.980.777,53 €</b>	<b>100,00%</b>

**SKODA**

New or Used Cars	Number of Loans	Percentage of Loans (%)	Outstanding Discounted Principal Balance (€)	Percentage of Balance (%)
New Cars	7.794	74,82%	68.862.667,56 €	82,58%
Used Cars	2.623	25,18%	14.527.360,96 €	17,42%
<b>Total</b>	<b>10.417</b>	<b>100,00%</b>	<b>83.390.028,52 €</b>	<b>100,00%</b>

**VW**

New or Used Cars	Number of Loans	Percentage of Loans (%)	Outstanding Discounted Principal Balance (€)	Percentage of Balance (%)
New Cars	37.797	66,38%	429.675.887,90 €	76,67%
Used Cars	19.141	33,62%	130.756.456,33 €	23,33%
<b>Total</b>	<b>56.938</b>	<b>100,00%</b>	<b>560.432.344,23 €</b>	<b>100,00%</b>

**OTHER**

New or Used Cars	Number of Loans	Percentage of Loans (%)	Outstanding Discounted Principal Balance (€)	Percentage of Balance (%)
New Cars	278	5,05%	2.197.561,13 €	7,23%
Used Cars	5.224	94,95%	28.189.672,17 €	92,77%
<b>Total</b>	<b>5.502</b>	<b>100,00%</b>	<b>30.387.233,30 €</b>	<b>100,00%</b>

**Poolinformation II. - Down Payments, Customer Type and Type of Payment**
**Down Payments**

Down Payment	Number of Loans	Percentage of Loans (%)	Outstanding Discounted Principal Balance (€)	Percentage of Balance (%)	Down Payment/Purchase Price in %
No downpayment	19.744	21,42%	198.241.138,21 €	22,29%	0,00%
<= 1.000,00	4.944	5,36%	38.250.206,26 €	4,30%	6,11%
1.000,01 - 2.000,00	7.640	8,29%	60.919.726,05 €	6,85%	12,54%
2.000,01 - 3.000,00	8.567	9,29%	72.503.411,44 €	8,15%	17,55%
3.000,01 - 4.000,00	7.943	8,62%	70.850.655,39 €	7,96%	21,55%
4.000,01 - 5.000,00	9.461	10,26%	92.162.026,62 €	10,36%	24,48%
5.000,01 - 6.000,00	6.317	6,85%	63.734.272,89 €	7,16%	27,45%
6.000,01 - 7.000,00	5.072	5,50%	53.100.007,12 €	5,97%	30,24%
7.000,01 - 8.000,00	4.602	4,99%	48.594.517,44 €	5,46%	32,87%
8.000,01 - 9.000,00	2.618	2,84%	27.537.258,26 €	3,10%	35,69%
9.000,01 - 10.000,00	4.958	5,38%	53.698.956,32 €	6,04%	37,41%
10.000,01 - 11.000,00	1.647	1,79%	17.760.397,92 €	2,00%	39,70%
11.000,01 - 12.000,00	1.779	1,93%	18.700.616,49 €	2,10%	42,24%
12.000,01 - 13.000,00	1.196	1,30%	13.034.662,94 €	1,47%	43,23%
13.000,01 - 14.000,00	951	1,03%	9.294.069,14 €	1,04%	46,95%
14.000,01 - 15.000,00	1.508	1,64%	16.549.556,73 €	1,86%	46,69%
> 15.000,00	3.227	3,50%	34.621.343,24 €	3,89%	54,10%
<b>Total</b>	<b>92.174</b>	<b>100,00%</b>	<b>889.552.822,46 €</b>	<b>100,00%</b>	<b>24,62%</b>

**Statistics**

<b>Minimum</b> Down Payment	21,22 €
<b>Maximum</b> Down Payment	48.000,00 €
<b>Average</b> Down Payment (Customer who did Down Payment)	6.168,30 €
<b>Average</b> Down Payment	4.847,02 €

**Customer Type**

Customer Type	Number of Loans	Percentage of Loans (%)	Outstanding Discounted Principal Balance (€)	Percentage of Balance (%)
Corporate	18.613	20,19%	238.284.576,69 €	26,79%
Retail	73.561	79,81%	651.268.245,77 €	73,21%
<b>Total</b>	<b>92.174</b>	<b>100,00%</b>	<b>889.552.822,46 €</b>	<b>100,00%</b>

**Type of Payment**

Type of Payment	Number of Loans	Percentage of Loans (%)	Outstanding Discounted Principal Balance (€)	Percentage of Balance (%)
Direct Borrower Account Debit	91.507	99,28%	882.983.037,42 €	99,26%
Other	667	0,72%	6.569.785,04 €	0,74%
<b>Total</b>	<b>92.174</b>	<b>100,00%</b>	<b>889.552.822,46 €</b>	<b>100,00%</b>

**Poolinformation III. - Obligor Concentration**
**Distribution of Loan Contracts and Vehicles per Borrower**

Contracts Concentration	Number of Customers	Percentage of Customers (%)	Number of Loans	Percentage of Loans (%)	Outstanding Discounted Principal Balance (€)	Percentage of Balance (%)
1	90.750	99,31%	90.750	98,46%	873.613.401,58 €	98,21%
2	533	0,58%	1.066	1,16%	11.906.811,81 €	1,34%
3	63	0,07%	189	0,21%	2.121.880,00 €	0,24%
4	16	0,02%	64	0,07%	769.426,29 €	0,09%
5	8	0,01%	40	0,04%	436.188,52 €	0,05%
6 - 10	5	0,01%	31	0,03%	309.594,82 €	0,03%
> 10	1	0,00%	34	0,04%	395.519,44 €	0,04%
<b>Total</b>	<b>91.376</b>	<b>100,00%</b>	<b>92.174</b>	<b>100,00%</b>	<b>889.552.822,46 €</b>	<b>100,00%</b>

**Top 20 Borrower**

Number	Number of Contracts	Percentage of Contracts (%)	Outstanding Discounted Principal Balance (€)	Percentage of Balance (%)
1	22	0,0239%	228.198,46 €	0,0257%
2	12	0,0130%	167.320,98 €	0,0188%
3	5	0,0054%	100.747,16 €	0,0113%
4	4	0,0043%	98.682,96 €	0,0111%
5	1	0,0011%	97.277,27 €	0,0109%
6	3	0,0033%	92.272,93 €	0,0104%
7	1	0,0011%	89.158,08 €	0,0104%
8	1	0,0011%	88.546,91 €	0,0103%
9	5	0,0054%	85.542,13 €	0,0096%
10	1	0,0011%	85.038,10 €	0,0099%
11	7	0,0076%	83.192,12 €	0,0094%
12	2	0,0022%	82.738,13 €	0,0096%
13	1	0,0011%	79.856,50 €	0,0093%
14	3	0,0033%	79.277,47 €	0,0089%
15	1	0,0011%	77.792,35 €	0,0091%
16	4	0,0043%	76.310,91 €	0,0086%
17	1	0,0011%	74.245,75 €	0,0086%
18	2	0,0022%	73.426,83 €	0,0083%
19	1	0,0011%	73.326,39 €	0,0085%
20	1	0,0011%	72.476,99 €	0,0084%
<b>Total 1 -20</b>	<b>78</b>	<b>0,0846%</b>	<b>1.905.428,42 €</b>	<b>0,2171%</b>

## Poolinformation IV. - Distribution by Outstanding Discounted Balance and Original Principal Balance

### *Distribution by Outstanding Discounted Principal Balance*

Distribution by Outstanding Discounted Principal Balance (€)	Number of Loans	Percentage of Loans (%)	Outstanding Discounted Principal Balance (€)	Percentage of Balance (%)
0,01 - 5.000,00	22.255	24,14%	64.333.715,74 €	7,23%
5.000,01 - 10.000,00	32.018	34,74%	240.512.414,29 €	27,04%
10.000,01 - 15.000,00	22.360	24,26%	272.938.710,08 €	30,68%
15.000,01 - 20.000,00	10.016	10,87%	171.324.472,08 €	19,26%
20.000,01 - 25.000,00	3.602	3,91%	79.240.859,73 €	8,91%
25.000,01 - 30.000,00	1.049	1,14%	28.408.316,35 €	3,19%
> 30.000,00	874	0,95%	32.794.334,19 €	3,69%
<b>Total</b>	<b>92.174</b>	<b>100,00%</b>	<b>889.552.822,46 €</b>	<b>100,00%</b>

Statistics	
<b>Minimum</b> Outstanding Discounted Principal Balance	0,61 €
<b>Maximum</b> Outstanding Discounted Principal Balance	97.277,27 €
<b>Average</b> Outstanding Discounted Principal Balance	9.650,80 €

### *Distribution by Original Principal Balance*

Distribution by Original Principal Balance (€)	Number of Loans	Percentage of Loans (%)	Outstanding Discounted Principal Balance (€)	Percentage of Balance (%)
0,01 - 5.000,00	2.840	3,08%	3.849.157,65 €	0,43%
5.000,01 - 10.000,00	17.393	18,87%	64.278.518,01 €	7,23%
10.000,01 - 15.000,00	25.884	28,08%	179.652.897,76 €	20,20%
15.000,01 - 20.000,00	20.037	21,74%	204.823.814,83 €	23,03%
20.000,01 - 25.000,00	12.575	13,64%	169.040.112,43 €	19,00%
25.000,01 - 30.000,00	6.941	7,53%	115.574.572,34 €	12,99%
> 30.000,00	6.504	7,06%	152.333.749,44 €	17,12%
<b>Total</b>	<b>92.174</b>	<b>100,00%</b>	<b>889.552.822,46 €</b>	<b>100,00%</b>

Statistics	
<b>Minimum</b> Original Principal Balance	641,28 €
<b>Maximum</b> Original Principal Balance	146.654,19 €
<b>Average</b> Original Principal Balance	16.660,13 €

**Poolinformation V. - Interest Rate paid by the Receivable Debtor**
**Interest Rate paid by the Receivable Debtor**

Interest Rate paid by the Receivable Debtor	Number of Loans	Percentage of Loans (%)	Outstanding Discounted Principal Balance (€)	Percentage of Balance (%)
0,0 %	0	0,00%	- €	0,00%
0,1 % - 0,5 %	609	0,66%	5.619.209,21 €	0,63%
0,6 % - 1,0 %	19.998	21,70%	216.719.091,31 €	24,36%
1,1 % - 1,5 %	15	0,02%	149.976,21 €	0,02%
1,6 % - 2,0 %	5.294	5,74%	53.882.440,13 €	6,06%
2,1 % - 2,5 %	48	0,05%	587.144,09 €	0,07%
2,6 % - 3,0 %	14.578	15,82%	174.653.451,35 €	19,63%
3,1 % - 3,5 %	26	0,03%	321.619,91 €	0,04%
3,6 % - 4,0 %	9.190	9,97%	99.156.275,01 €	11,15%
4,1 % - 4,5 %	20	0,02%	231.176,59 €	0,03%
4,6 % - 5,0 %	6.741	7,31%	75.722.616,97 €	8,51%
5,1 % - 5,5 %	317	0,34%	3.635.811,13 €	0,41%
5,6 % - 6,0 %	3.154	3,42%	36.576.473,09 €	4,11%
6,1 % - 6,5 %	2.492	2,70%	20.012.159,88 €	2,25%
6,6 % - 7,0 %	15.498	16,81%	110.746.755,58 €	12,45%
7,1 % - 7,5 %	3.503	3,80%	25.414.876,67 €	2,86%
7,6 % - 8,0 %	7.192	7,80%	46.406.621,27 €	5,22%
8,1 % - 8,5 %	281	0,30%	1.789.575,68 €	0,20%
8,6 % - 9,0 %	1.457	1,58%	7.579.832,23 €	0,85%
9,1 % - 9,5 %	127	0,14%	404.823,82 €	0,05%
9,6 % - 10,0 %	1.101	1,19%	6.962.708,34 €	0,78%
> 10,0 %	533	0,58%	2.980.183,99 €	0,34%
<b>Total</b>	<b>92.174</b>	<b>100,00%</b>	<b>889.552.822,46 €</b>	<b>100,00%</b>

Statistics	
Minimum Interest Rate Debtor	0,10%
Maximum Interest Rate Debtor	13,49%
Weighted Average Interest Rate Debtor	3,89%

**Poolinformation VI. - Distribution by Original Term, Remaining Term and Seasoning**
**Distribution by Original Term**

Lenght of Original Term (months)	Number of Loans	Percentage of Loans (%)	Outstanding Discounted Principal Balance (€)	Percentage of Balance (%)
01 - 12	1	0,00%	1.454,17 €	0,00%
13 - 24	1.514	1,64%	5.384.474,38 €	0,61%
25 - 36	16.141	17,51%	135.566.498,44 €	15,24%
37 - 48	55.596	60,32%	574.153.697,24 €	64,54%
49 - 60	15.150	16,44%	151.371.026,06 €	17,02%
61 - 72	3.765	4,08%	23.026.702,39 €	2,59%
> 72	7	0,01%	48.969,78 €	0,01%
<b>Total</b>	<b>92.174</b>	<b>100,00%</b>	<b>889.552.822,46 €</b>	<b>100,00%</b>

**Statistics**

<b>Minimum</b> Original Term months	12
<b>Maximum</b> Original Term months	76
<b>Weighted Average</b> Original Term month	47,56

**Distribution by Remaining Term**

Lenght of Remaining Term (months)	Number of Loans	Percentage of Loans (%)	Outstanding Discounted Principal Balance (€)	Percentage of Balance (%)
0 - 12	15.993	17,35%	96.224.879,14 €	10,82%
13 - 24	42.637	46,26%	419.823.003,00 €	47,19%
25 - 36	30.636	33,24%	348.377.729,25 €	39,16%
37 - 48	2.905	3,15%	25.098.524,52 €	2,82%
49 - 54	1	0,00%	6.936,09 €	0,00%
> 54	2	0,00%	21.750,46 €	0,00%
<b>Total</b>	<b>92.174</b>	<b>100,00%</b>	<b>889.552.822,46 €</b>	<b>100,00%</b>

**Statistics**

<b>Minimum</b> Remaining Term in months	2
<b>Maximum</b> Remaining Term in months	62
<b>Weighted Average</b> Remaining Term in months	20,71

**Distribution by Seasoning**

Seasoning (months)	Number of Loans	Percentage of Loans (%)	Outstanding Discounted Principal Balance (€)	Percentage of Balance (%)
<= 6	15	0,02%	82.664,34 €	0,01%
07 - 12	44	0,05%	656.429,26 €	0,07%
13 - 18	5.100	5,53%	59.638.163,32 €	6,70%
19 - 24	35.998	39,05%	387.432.340,07 €	43,55%
25 - 30	24.323	26,39%	237.356.929,87 €	26,68%
31 - 36	17.780	19,29%	156.245.915,56 €	17,56%
> 36	8.914	9,67%	48.140.380,04 €	5,41%
<b>Total</b>	<b>92.174</b>	<b>100,00%</b>	<b>889.552.822,46 €</b>	<b>100,00%</b>

**Statistics**

<b>Weighted Average</b> Seasoning Term in months	27,17
--	-------

**Poolinformation VII. - Credit Type and Type of Car**
**Credit Type**

Credit Type	Number of Loans	Percentage of Loans (%)	Outstanding Discounted Principal Balance (€)	Percentage of Balance (%)
Balloon	66.105	71,72%	759.366.055,47 €	85,36%
Equal Instalment-Loan	26.069	28,28%	130.186.766,99 €	14,64%
<b>Total</b>	<b>92.174</b>	<b>100,00%</b>	<b>889.552.822,46 €</b>	<b>100,00%</b>

**Type of Car**

Type of Car	Number of Loans	Percentage of Loans (%)	Outstanding Discounted Principal Balance (€)	Percentage of Balance (%)
New Cars	54.682	59,32%	624.030.449,94 €	70,15%
Used Cars	37.492	40,68%	265.522.372,52 €	29,85%
<b>Total</b>	<b>92.174</b>	<b>100,00%</b>	<b>889.552.822,46 €</b>	<b>100,00%</b>

**Type of Car: only Balloon Loans**

Type of Car	Number of Loans	Percentage of Loans (%)	Outstanding Discounted Principal Balance (€)	Percentage of Balance (%)
New Cars	44.079	66,68%	562.174.730,36 €	74,03%
Used Cars	22.026	33,32%	197.191.325,11 €	25,97%
<b>Total</b>	<b>66.105</b>	<b>100,00%</b>	<b>759.366.055,47 €</b>	<b>100,00%</b>

**Type of Car: only Equal-Installment Loans**

Type of Car	Number of Loans	Percentage of Loans (%)	Outstanding Discounted Principal Balance (€)	Percentage of Balance (%)
New Cars	10.603	40,67%	61.855.719,58 €	47,51%
Used Cars	15.466	59,33%	68.331.047,41 €	52,49%
<b>Total</b>	<b>26.069</b>	<b>100,00%</b>	<b>130.186.766,99 €</b>	<b>100,00%</b>

**Poolinformation VIII. - Distribution by Vehicle Makes and Models**

Make	Model	Number of Loans	Percentage of Loans (%)	Outstanding Discounted Principal Balance (€)	Percentage of Balance (%)
<b>Audi</b>	Audi A2	576	0,62%	3.035.126,06 €	0,34%
	Audi A3	3.595	3,90%	40.820.374,28 €	4,59%
	Audi A4	5.323	5,77%	64.329.750,42 €	7,23%
	Audi A5	38	0,04%	1.165.615,00 €	0,13%
	Audi A6	1.969	2,14%	32.541.243,34 €	3,66%
	Audi A8	124	0,13%	3.015.721,97 €	0,34%
	Audi Q7	216	0,23%	7.935.389,25 €	0,89%
	Audi TT	706	0,77%	10.459.803,37 €	1,18%
	Audi Other	10	0,01%	59.415,19 €	0,01%
		<b>Subtotal</b>	<b>12.557</b>	<b>13,62%</b>	<b>163.362.438,88 €</b>
<b>Seat</b>	Alhambra	445	0,48%	4.692.878,67 €	0,53%
	Altea	243	0,26%	1.888.362,16 €	0,21%
	Arosa	260	0,28%	717.078,03 €	0,08%
	Cordoba	108	0,12%	452.602,10 €	0,05%
	Ibiza	2.439	2,65%	15.098.949,68 €	1,70%
	Inca	19	0,02%	50.661,77 €	0,01%
	Leon	1.847	2,00%	15.839.368,01 €	1,78%
	Toledo	1.399	1,52%	13.240.877,11 €	1,49%
		<b>Subtotal</b>	<b>6.760</b>	<b>7,33%</b>	<b>51.980.777,53 €</b>
<b>Skoda</b>	Fabia	4.869	5,28%	29.807.656,60 €	3,35%
	Felicia	7	0,01%	10.770,36 €	0,00%
	Octavia	4.021	4,36%	38.827.314,86 €	4,36%
	Roomster	1.146	1,24%	10.938.561,48 €	1,23%
	Superb	374	0,41%	3.805.725,22 €	0,43%
		<b>Subtotal</b>	<b>10.417</b>	<b>11,30%</b>	<b>83.390.028,52 €</b>
<b>VW</b>	Fox	2.186	2,37%	12.387.298,41 €	1,39%
	Lupo	721	0,78%	2.239.544,00 €	0,25%
	Polo	10.876	11,80%	78.709.397,45 €	8,85%
	Golf	21.822	23,67%	196.424.561,02 €	22,08%
	Bora	532	0,58%	2.691.700,80 €	0,30%
	Jetta	637	0,69%	6.341.582,41 €	0,71%
	Passat	6.521	7,07%	80.984.215,33 €	9,10%
	Vento	5	0,01%	9.842,19 €	0,00%
	EOS	1.154	1,25%	19.543.176,16 €	2,20%
	Kaefer	4	0,00%	25.768,72 €	0,00%
	New Beetle	384	0,42%	3.296.042,68 €	0,37%
	Touran	5.904	6,41%	76.365.604,16 €	8,58%
	Sharan	1.714	1,86%	19.254.826,67 €	2,16%
	Touareg	505	0,55%	12.037.628,59 €	1,35%
	Phaeton	44	0,05%	607.820,68 €	0,07%
	Caddy	1.168	1,27%	9.829.371,17 €	1,10%
	T4/ T5	2.642	2,87%	38.549.440,51 €	4,33%
	Crafter/LT	105	0,11%	915.948,41 €	0,10%
	VW other	14	0,02%	218.574,87 €	0,02%
		<b>Subtotal</b>	<b>56.938</b>	<b>61,77%</b>	<b>560.432.344,23 €</b>
<b>Non VW Group Vehicles</b>		5.502	5,97%	30.387.233,30 €	3,42%
	<b>Total</b>	<b>92.174</b>	<b>100,00%</b>	<b>889.552.822,46 €</b>	<b>100,00%</b>

**Poolinformation VIII. - Geographic Distribution**

Region	Number of Loans	Percentage of Loans (%)	Outstanding Discounted Principal Balance (€)	Percentage of Balance (%)
Baden-Wuerttemberg	10.316	11,19%	105.198.159,47 €	11,83%
Bavaria	11.502	12,48%	120.274.827,09 €	13,52%
Berlin	1.953	2,12%	19.971.544,70 €	2,25%
Brandenburg	3.661	3,97%	33.554.295,85 €	3,77%
Bremen	561	0,61%	5.170.477,84 €	0,58%
Hamburg	1.389	1,51%	13.433.405,24 €	1,51%
Hesse	6.710	7,28%	67.080.790,77 €	7,54%
Lower Saxony	9.573	10,39%	89.210.562,44 €	10,03%
Mecklenburg-Vorpommern	2.923	3,17%	26.323.856,32 €	2,96%
North Rhine-Westphalia	18.227	19,77%	175.421.472,69 €	19,72%
Rhineland-Palatinate	4.256	4,62%	40.019.194,08 €	4,50%
Saarland	716	0,78%	7.144.879,26 €	0,80%
Saxony	7.860	8,53%	71.959.715,70 €	8,09%
Saxony-Anhalt	4.471	4,85%	40.159.469,70 €	4,51%
Schleswig-Holstein	3.409	3,70%	30.528.410,85 €	3,43%
Thuringia	4.647	5,04%	44.101.760,48 €	4,96%
<b>Total</b>	<b>92.174</b>	<b>100,00%</b>	<b>889.552.822,46 €</b>	<b>100,00%</b>

## Glossary

Original Maturity Date:	Original Maturity Date of each note as of the inception of the transaction (as of cut off date). Assuming a CPR of 10% and no clean up call.
Scheduled Maturity Date:	Maturity Date as of the end of each reporting period. Assuming a CPR of 10% and no clean up call.
Collections:	Available Distribution Amount on each payment day as described in the OC
Delinquent contract:	The outstanding value of a contract which were past due more than 30 days
Defaulted contract:	The outstanding value of a terminated contract
Write Off:	the value of contracts which were written off as irrevocable
Discount:	Reimbursement of interest which was calculated on the initial term and which was not used eg. due to a termination of a contract.
Recoveries:	All money received after a termination of a contract
Net Swap Payment:	Driver Five is in a paying position (negative value).
Net Swap Receipt:	Driver Five is in a receiving position (positive value).