



**BMW  
GROUP**



**ROLLS-ROYCE**  
MOTOR CARS LTD

## **Bavarian Sky S.A., Compartment German Auto Loans 9**

**Monthly Investor Report - July 2023**

**Important Note: We hereby notify you that we as the Seller have the intention, pursuant to Clause 12 (Clean-Up Call) of the Receivables Purchase Agreement, to exercise the Clean-Up Call Option and to acquire all outstanding Purchased Receivables (together with any related Loan Collateral) on the Payment Date falling on 20 October 2023.**

## Compartment German Auto Loans 9

### Monthly Investor Report

Reporting Date:	Aug 09, 2023
Payment Date:	Aug 21, 2023
Period No.:	44
Monthly Period:	July, 2023
Interest Period:	July 20, 2023 to Aug 21, 2023 = 32 days

### **Index**

1. Contact Information
2. Reporting Contact Details
3. Counterparty History & Noteworthy Transaction Events
4. Overview Dates
5. Portfolio Information
6. Reserves
7. Performance Data
8. Defaulted Amount & Recovery Amount
9. Defaulted Amount & Recovery Amount - Loan Level Data
10. Outstanding Note Balance
11. Original Principal Balance
12. Aggregate Principal Balance
13. Aggregate Outstanding Principal Balance
14. Down Payments
15. Borrower Concentration
16. Geographical Distribution
17. Car Type & Customer Group
18. Delinquencies
19. Seasoning
20. Remaining Term
21. Original Term
22. Vehicle Class
23. Payment Type
24. Interest Rates
25. Credit Type
26. Contracts per Customer
27. Amortisation
28. Priority of Payments
29. Transaction Costs
30. Ratings
31. Swap Counterparty Data

## Compartment German Auto Loans 9

### Monthly Investor Report

Reporting Date:	Aug 09, 2023
Payment Date:	Aug 21, 2023
Period No.:	44
Monthly Period:	July, 2023
Interest Period:	July 20, 2023 to Aug 21, 2023 = 32 days

## **1. Contact Information**

### **Transaction Parties**

**Issuer:** **Bavarian Sky S.A.**  
Acting in respect of its Compartment German Auto Loans 9  
287-289 route d'Arlon  
L-1150 Luxembourg  
Luxembourg  
Attn.: The Directors  
LU-BavarianSky@intertrustgroup.com  
+352 26 56 31 71

**Corporate Administrator:** **Intertrust (Luxembourg) S.à r.l.**  
6, Rue Eugène Ruppert  
L-2453 Luxembourg  
Luxembourg  
Attn.: BUO - Capital Markets  
LU-BavarianSky@intertrustgroup.com  
+352 26 44 91

**Originator/Servicer:** **BMW Bank GmbH**  
Lilienthalallee 26  
80939 Munich  
Germany  
Attn.: ABS Servicing Team  
abs.bmwgroup@bmw.de

## Compartment German Auto Loans 9

### Monthly Investor Report

Reporting Date:	Aug 09, 2023
Payment Date:	Aug 21, 2023
Period No.:	44
Monthly Period:	July, 2023
Interest Period:	July 20, 2023 to Aug 21, 2023 = 32 days

## **1. Contact Information**

### **Transaction Parties**

#### **Calculation Agent/Paying Agent**

#### **The Bank of New York Mellon**

160 Queen Victoria Street  
EC4V 4AL London  
United Kingdom  
Attn.: BNYM Structured Finance Team 8  
BNYM.Structured.Finance.Team.8@bnymellon.com

#### **Trustee:**

#### **BNY MELLON CORPORATE TRUSTEE SERVICES LIMITED**

160 Queen Victoria Street  
EC4V 4AL London  
United Kingdom  
Attn.: BNYM Structured Finance Team 8  
BNYM.Structured.Finance.Team.8@bnymellon.com

#### **Issuer Account Bank:**

#### **The Bank of New York Mellon**

Friedrich-Ebert-Anlage 49, Messeturm  
60327 Frankfurt am Main  
Germany  
Attn.: BNYM Structured Finance Team 8  
BNYM.Structured.Finance.Team.8@bnymellon.com

## Compartment German Auto Loans 9

### Monthly Investor Report

Reporting Date:	Aug 09, 2023
Payment Date:	Aug 21, 2023
Period No.:	44
Monthly Period:	July, 2023
Interest Period:	July 20, 2023 to Aug 21, 2023 = 32 days

## **1. Contact Information**

### **Transaction Parties**

#### **Data Trustee:**

**The Bank of New York Mellon**  
Friedrich-Ebert-Anlage 49, Messeturm  
60327 Frankfurt am Main  
Germany  
Attn.: BNYM Structured Finance Team 8  
BNYM.Structured.Finance.Team.8@bnymellon.com

#### **Swap Counterparty:**

**Skandinaviska Enskilda Banken AB**  
Kungsträdgårdsgatan 8  
SE-106 40 Stockholm  
Sweden  
TDLegal@seb.de

#### **Rating Agencies:**

**FITCH RATINGS LTD**  
30 North Colonnade, Canary Wharf  
E14 5GN London  
United Kingdom  
ABSsurveillance@fitchratings.com

**MOODY'S INVESTORS SERVICE ESPANA SA**  
Principe de Vergara, 131 - 6 floor  
28002 Madrid  
Spain  
monitor.abs@moodys.com

**Compartment German Auto Loans 9**  
**Monthly Investor Report**

Reporting Date:	Aug 09, 2023
Payment Date:	Aug 21, 2023
Period No.:	44
Monthly Period:	July, 2023
Interest Period:	July 20, 2023 to Aug 21, 2023 = 32 days

**2. Reporting Contact Details****Contact for Servicer Report (Portfolio related information in Investor Report)****Contact for Investor Reporting:****BMW Bank GmbH**

Lilienthalallee 26  
80939 Munich  
Germany  
Attn.: ABS Servicing Team  
abs.bmwgroup@bmw.de

**Calculation Agent:****The Bank of New York Mellon**

160 Queen Victoria Street  
EC4V 4AL London  
United Kingdom  
BNYM.Structured.Finance.Team.8@bnymellon.com



## Compartment German Auto Loans 9

### Monthly Investor Report

Reporting Date:	Aug 09, 2023
Payment Date:	Aug 21, 2023
Period No.:	44
Monthly Period:	July, 2023
Interest Period:	July 20, 2023 to Aug 21, 2023 = 32 days

### **3. Counterparty History & Notheworthy Transaction Events**

#### **Counterparty History (to be added if applicable)**

None.

#### **Noteworthy Transaction Events (to be added if applicable)**

**Important Note:** We hereby notify you that we as the Seller have the intention, pursuant to Clause 12 (Clean-Up Call) of the Receivables Purchase Agreement, to exercise the Clean-Up Call Option and to acquire all outstanding Purchased Receivables (together with any related Loan Collateral) on the Payment Date falling on 20 October 2023.

**Compartment German Auto Loans 9**  
**Monthly Investor Report**

Reporting Date:	Aug 09, 2023
Payment Date:	Aug 21, 2023
Period No.:	44
Monthly Period:	July, 2023
Interest Period:	July 20, 2023 to Aug 21, 2023 = 32 days

**4. Overview Dates**

<b>Initial Cut-Off Date:</b>	30/11/2019		
<b>Issue Date:</b>	01/12/2019	<b>Legal Maturity Date:</b>	20/12/2026
<b>Reporting Date</b>	09/08/2023		
<b>Investor Reporting Date</b>	17/08/2023		
<b>Interest Determination Date</b>	18/07/2023		
<b>Reporting Frequency:</b>	monthly		
<b>Monthly Period No. (since Issue Date):</b>	44	<b>(since Issue Date)</b>	
<b>Payment Date:</b>	21/08/2023		
<b>Next Payment Date</b>	20/09/2023		
<b>Monthly Period:</b>	01/07/2023	<b>until</b>	31/07/2023



## Compartment German Auto Loans 9

### Monthly Investor Report

Reporting Date:	Aug 09, 2023
Payment Date:	Aug 21, 2023
Period No.:	44
Monthly Period:	July, 2023
Interest Period:	July 20, 2023 to Aug 21, 2023 = 32 days

## 5. Portfolio Information

	current period	prior period
<b>Outstanding receivables (in EUR)</b>	<b>Aggregate outstanding principal balance</b>	<b>Aggregate outstanding principal balance</b>
<b>Beginning of period</b>	113,928,069.21	123,679,241.56
Scheduled principal payments	7,350,243.13	7,301,813.99
Prepayment* principal	1,839,292.50	2,069,676.44
Prepayments* number of contracts	127	163
Repurchases* principal	257,933.30	351,873.68
Repurchases* number of contracts	16	21
<b>Total principal collections</b>	<b>9,447,468.93</b>	<b>9,723,364.11</b>
<b>Total interest collections</b>	<b>307,890.51</b>	<b>337,486.36</b>
<b>Defaulted Amounts</b>	<b>217,957.10</b>	<b>158,438.44</b>
<b>Recoveries</b>	<b>111,712.21</b>	<b>130,630.20</b>
<b>Late Recoveries</b>	<b>72,806.07</b>	<b>68,339.14</b>
<b>End of Period</b>	<b>104,374,355.39</b>	<b>113,928,069.21</b>
<b>Current prepayment rate (annualised) in %</b>	<b>18.85</b>	<b>19.37</b>

\* Prepayments are defined as all contracts that are early settled by the borrower and repurchases are defined as all contracts that are repurchased due to modification of contract.

**Compartment German Auto Loans 9**  
**Monthly Investor Report**

Reporting Date: Aug 09, 2023  
 Payment Date: Aug 21, 2023  
 Period No.: 44  
 Monthly Period: July, 2023  
 Interest Period: July 20, 2023 to Aug 21, 2023  
 = 32 days

**6. Reserves**

<b>Cash Reserve</b>	<b>in EUR</b>
Outstanding cash reserve beginning of period	0.00
Interest on cash reserve - previous period	0.00
Required cash reserve	0.00
Outstanding cash reserve end of period	0.00
<b>Reserves</b>	<b>in EUR</b>
Outstanding Commingling Reserve end of period	0.00

<b>Triggers*</b>						
<b>Reserves</b>	<b>Required Rating BMW AG</b>					<b>Trigger Breach</b>
		Fitch	S&P	Moody's	DBRS	
Commingling Reserve	Long Term	BBB	N/A	Baa1	N/A	no
	Short Term	F2	N/A	P-2	N/A	no
<b>Current Rating BMW AG</b>						
		Fitch	S&P	Moody's	DBRS	
	Long Term	N/A	A	A2	A high	
	Short Term	N/A	A-1	P-1	N/A	

\* Breach of this trigger in conjunction with any other event as set out in the Servicing Agreement and/or the Receivables Purchase Agreement will oblige BMW Bank GmbH to post additional cash collateral or change the sweep frequency (from the collections account to the issuer account) from monthly to daily.  
 The Reserves will be adjusted on a monthly basis and shall be deposited in the Issuer Account and exclusively reserved to cover risks.

## Compartment German Auto Loans 9

### Monthly Investor Report

Reporting Date:	Aug 09, 2023
Payment Date:	Aug 21, 2023
Period No.:	44
Monthly Period:	July, 2023
Interest Period:	July 20, 2023 to Aug 21, 2023 = 32 days

## 7. Performance Data

### Aggregate outstanding notes balance

Beginning of period (in EUR)	59,367,137.98
End of period (in EUR)	49,621,848.91

### Ratios

<b>31- 60 days past due</b>	(in EUR)	(in %)
31- 60 days past due period before previous period	346,329.15	0.28
31- 60 days past due previous period	430,677.81	0.38
31- 60 days past due current period	463,354.84	0.44

<b>61- 90 days past due</b>	(in EUR)	(in %)
61- 90 days past due period before previous period	231,561.14	0.19
61- 90 days past due previous period	153,578.53	0.13
61- 90 days past due current period	119,165.99	0.11

<b>Cumulative Net Loss Ratio</b>	<b>Current ratio</b>
Cumulative Net Loss Ratio (in %)	0.35

### Performance data

Number of contracts being 31 - 60 days delinquent	29
Number of contracts being 61 - 90 days delinquent	12
Balance of contracts being 31 - 60 days delinquent (in EUR)	463,354.84
Balance of contracts being 61 - 90 days delinquent (in EUR)	119,165.99
Defaulted amounts (in EUR)	217,957.10
Cumulative defaulted amounts (in EUR)	7,509,939.29
Recoveries (in EUR)	111,712.21
Cumulative recoveries (in EUR)	4,139,995.50

# Compartment German Auto Loans 9

## Monthly Investor Report

Reporting Date:	Aug 09, 2023
Payment Date:	Aug 21, 2023
Period No.:	44
Monthly Period:	July, 2023
Interest Period:	July 20, 2023 to Aug 21, 2023 = 32 days

### 8. Defaulted Amount & Recovery Amount

(as at end of Monthly Period)

Collection Period	No. of Defaulted Agreements in Collection Period	Defaulted Amount in Collection Period (in EUR)	Cumulative Defaulted Amount since Initial Cut-Off Date (in EUR)	Cumulative Amount of Purchased Receivables (in EUR)	Cumulative Gross Loss Ratio (in %)	Recovery Amount in Collection Period (in EUR)	Cumulative Recoveries since Initial Cut-Off Date (in EUR)	Cumulative Net Losses (in EUR)	Cumulative Net Loss Ratio (in %)
Nov - 19	0	n/a	n/a	965,199,940.28	n/a	n/a	n/a	n/a	n/a
Dec - 19	3	12.34	12.34	965,199,940.28	0.00	0.00	0.00	12.34	0.00
Jan - 20	5	27.11	39.45	965,199,940.28	0.00	0.00	0.00	39.45	0.00
Feb - 20	6	27.85	67.30	965,199,940.28	0.00	0.00	0.00	67.30	0.00
Mar - 20	7	153,413.80	153,481.10	965,199,940.28	0.02	95,170.61	95,170.61	58,310.49	0.01
Apr - 20	12	175,996.04	329,477.14	965,199,940.28	0.03	100,323.67	195,494.28	133,982.86	0.01
May - 20	8	93,330.81	422,807.95	965,199,940.28	0.04	56,837.71	252,331.99	170,475.96	0.02
June - 20	10	118,427.77	541,235.72	965,199,940.28	0.06	73,759.34	326,091.33	215,144.39	0.02
July - 20	17	158,143.94	699,379.66	965,199,940.28	0.07	61,076.52	387,167.85	312,211.81	0.03
Aug - 20	11	162,443.95	861,823.61	965,199,940.28	0.09	90,753.07	477,920.92	383,902.69	0.04
Sept - 20	11	304,519.49	1,166,343.10	965,199,940.28	0.12	221,177.60	699,098.52	467,244.58	0.05
Oct - 20	12	159,724.95	1,326,068.05	965,199,940.28	0.14	90,774.67	789,873.19	536,194.86	0.06
Nov - 20	15	256,156.31	1,582,224.36	965,199,940.28	0.16	135,603.84	925,477.03	656,747.33	0.07
Dec - 20	11	227,543.13	1,809,767.49	965,199,940.28	0.19	143,488.83	1,068,965.86	740,801.63	0.08
Jan - 21	14	226,433.31	2,036,200.80	965,199,940.28	0.21	69,267.48	1,138,233.34	897,967.46	0.09
Feb - 21	12	54,392.68	2,090,593.48	965,199,940.28	0.22	40,822.83	1,179,056.17	911,537.31	0.09
Mar - 21	15	261,684.44	2,352,277.92	965,199,940.28	0.24	92,653.32	1,271,709.49	1,080,568.43	0.11
Apr - 21	20	296,240.56	2,648,518.48	965,199,940.28	0.27	170,444.56	1,442,154.05	1,206,364.43	0.12
May - 21	16	219,912.26	2,868,430.74	965,199,940.28	0.30	83,002.87	1,525,156.92	1,343,273.82	0.14
June - 21	12	77,011.97	2,945,442.71	965,199,940.28	0.31	59,168.72	1,584,325.64	1,361,117.07	0.14
July - 21	21	237,571.08	3,183,013.79	965,199,940.28	0.33	158,658.65	1,742,984.29	1,440,029.50	0.15
Aug - 21	14	148,293.72	3,331,307.51	965,199,940.28	0.35	142,090.90	1,885,075.19	1,446,232.32	0.15
Sept - 21	15	146,440.12	3,477,747.63	965,199,940.28	0.36	124,036.64	2,009,111.83	1,468,635.80	0.15
Oct - 21	6	107,987.44	3,585,735.07	965,199,940.28	0.37	72,817.43	2,081,929.26	1,503,805.81	0.16
Nov - 21	14	165,092.54	3,750,827.61	965,199,940.28	0.39	61,339.15	2,143,268.41	1,607,559.20	0.17
Dec - 21	12	192,311.14	3,943,138.75	965,199,940.28	0.41	132,269.08	2,275,537.49	1,667,601.26	0.17
Jan - 22	18	231,570.83	4,174,709.58	965,199,940.28	0.43	47,508.76	2,323,046.25	1,851,663.33	0.19
Feb - 22	26	91,669.85	4,266,379.43	965,199,940.28	0.44	59,371.48	2,382,417.73	1,883,961.70	0.20
Mar - 22	34	219,366.72	4,485,746.15	965,199,940.28	0.46	155,258.79	2,537,676.52	1,948,069.63	0.20
Apr - 22	37	203,472.17	4,689,218.32	965,199,940.28	0.49	146,055.39	2,683,731.91	2,005,486.41	0.21
May - 22	30	117,308.59	4,806,526.91	965,199,940.28	0.50	94,269.12	2,778,001.03	2,028,525.88	0.21

# Compartment German Auto Loans 9

## Monthly Investor Report

Reporting Date:	Aug 09, 2023
Payment Date:	Aug 21, 2023
Period No.:	44
Monthly Period:	July, 2023
Interest Period:	July 20, 2023 to Aug 21, 2023 = 32 days

### 8. Defaulted Amount & Recovery Amount

(as at end of Monthly Period)

Collection Period	No. of Defaulted Agreements in Collection Period	Defaulted Amount in Collection Period (in EUR)	Cumulative Defaulted Amount since Initial Cut-Off Date (in EUR)	Cumulative Amount of Purchased Receivables (in EUR)	Cumulative Gross Loss Ratio (in %)	Recovery Amount in Collection Period (in EUR)	Cumulative Recoveries since Initial Cut-Off Date (in EUR)	Cumulative Net Losses (in EUR)	Cumulative Net Loss Ratio (in %)
June - 22	31	275,042.20	5,081,569.11	965,199,940.28	0.53	173,437.74	2,951,438.77	2,130,130.34	0.22
July - 22	26	88,004.59	5,169,573.70	965,199,940.28	0.54	37,528.83	2,988,967.60	2,180,606.10	0.23
Aug - 22	28	181,122.12	5,350,695.82	965,199,940.28	0.55	149,778.48	3,138,746.08	2,211,949.74	0.23
Sept - 22	28	261,299.12	5,611,994.94	965,199,940.28	0.58	42,506.21	3,181,252.29	2,430,742.65	0.25
Oct - 22	18	228,754.00	5,840,748.94	965,199,940.28	0.61	126,580.40	3,307,832.69	2,532,916.25	0.26
Nov - 22	18	192,282.17	6,033,031.11	965,199,940.28	0.63	71,308.76	3,379,141.45	2,653,889.66	0.27
Dec - 22	15	278,493.07	6,311,524.18	965,199,940.28	0.65	144,490.89	3,523,632.34	2,787,891.84	0.29
Jan - 23	10	185,681.96	6,497,206.14	965,199,940.28	0.67	111,833.30	3,635,465.64	2,861,740.50	0.30
Feb - 23	18	215,999.87	6,713,206.01	965,199,940.28	0.70	127,317.72	3,762,783.36	2,950,422.65	0.31
Mar - 23	18	152,682.09	6,865,888.10	965,199,940.28	0.71	17,406.90	3,780,190.26	3,085,697.84	0.32
Apr - 23	9	172,645.12	7,038,533.22	965,199,940.28	0.73	54,037.87	3,834,228.13	3,204,305.09	0.33
May - 23	8	95,010.53	7,133,543.75	965,199,940.28	0.74	63,424.96	3,897,653.09	3,235,890.66	0.34
June - 23	14	158,438.44	7,291,982.19	965,199,940.28	0.76	130,630.20	4,028,283.29	3,263,698.90	0.34
July - 23	14	217,957.10	7,509,939.29	965,199,940.28	0.78	111,712.21	4,139,995.50	3,369,943.79	0.35

# Compartment German Auto Loans 9

## Monthly Investor Report

Reporting Date: Aug 09, 2023  
 Payment Date: Aug 21, 2023  
 Period No.: 44  
 Monthly Period: July, 2023  
 Interest Period: July 20, 2023 to Aug 21, 2023  
 = 32 days

### 9. Defaulted Amount & Recovery Amount - Loan Level Data

Applicable only if loans have defaulted. Does not include defaulted amounts less than 10.00 EUR.

	Month / Year of Default	Month / Year of Loan Origination	Initial Principal Balance (in EUR)	Principal Balance of Loan at Default (in EUR)	Recovery Total (in EUR)	Principal Balance End of Period (in EUR)	Object Type (new / used)	Vehicle Series	Customer Type (private / commercial)	Out of Deal (Month / Year)
1	Mar - 20	Sept - 19	32,175.10	32,175.10	22,414.50	9,760.60	Used	X1 Series	Private	
2	Mav - 20	Sept - 19	58,060.18	56,889.63	31,314.84	25,574.79	New	X5 Series	Commercial	
3	June - 20	July - 19	36,448.71	36,058.57	22,808.36	13,250.21	Used	Non BMW Group (incl. Motorcycles)	Commercial	
4	June - 20	Aug - 19	29,280.83	29,008.14	19,842.04	9,166.10	Used	2 Series	Private	
5	June - 20	Feb - 19	14,826.89	14,826.89	9,699.72	5,127.17	Used	1 Series	Commercial	
6	July - 20	Feb - 19	58,989.71	58,989.71	4,747.83	54,418.85	Used	Non BMW Group (incl. Motorcycles)	Private	
7	July - 20	Mav - 19	48,723.23	48,697.23	30,400.59	18,296.64	New	X4 Series	Commercial	
8	July - 20	Aug - 19	13,075.95	12,874.98	5,937.03	6,937.95	Used	X1 Series	Commercial	
9	Aug - 20	Sept - 19	22,767.62	20,895.84	20,895.84	0.00	Used	3 Series	Private	
10	Aug - 20	Mar - 19	43,693.37	43,693.37	0.00	43,693.37	Used	5 Series	Commercial	
11	Aug - 20	Apr - 19	44,042.01	43,541.00	34,374.56	9,166.44	New	Z Series	Commercial	
12	Sept - 20	Mar - 19	89,495.64	85,137.29	46,081.12	39,056.17	Used	7 Series	Commercial	
13	Sept - 20	Julv - 19	23,401.77	5,776.68	5,776.68	0.00	Used	3 Series	Private	
14	Sept - 20	Julv - 19	13,234.09	10,500.96	10,500.96	0.00	Used	2 Series	Commercial	
15	Sept - 20	Sept - 19	82,802.13	79,940.70	65,886.99	14,053.71	New	8 Series	Commercial	
16	Oct - 20	Julv - 19	5,280.68	4,494.82	4,494.82	0.00	Used	Non BMW Group (incl. Motorcycles)	Private	
17	Oct - 20	Apr - 19	16,709.18	15,137.60	15,137.60	0.00	Used	1 Series	Commercial	
18	Oct - 20	Julv - 19	27,386.65	4,655.63	4,655.63	0.00	New	1 Series	Private	
19	Oct - 20	Aug - 19	33,958.13	17,385.88	17,385.88	0.00	New	3 Series	Private	
20	Nov - 20	Aug - 19	13,081.40	11,658.76	11,658.76	0.00	Used	Z Series	Private	
21	Nov - 20	Mar - 19	83,748.84	79,398.76	79,398.76	0.00	New	X5 Series	Private	
22	Nov - 20	Sept - 19	4,843.57	3,130.94	3,130.94	0.00	Used	5 Series	Commercial	
23	Nov - 20	Aug - 19	43,057.67	40,142.81	34,451.97	5,690.84	New	Z Series	Private	
24	Nov - 20	Mar - 19	29,496.03	26,116.80	20,683.32	5,433.48	Used	Z Series	Commercial	
25	Nov - 20	Apr - 19	40,306.53	35,478.03	24,670.03	10,864.81	Used	X5 Series	Commercial	
26	Dec - 20	Aug - 19	67,200.76	66,143.67	0.00	66,143.67	New	5 Series	Commercial	
27	Dec - 20	Apr - 19	21,826.30	20,852.26	20,852.26	0.00	Used	2 Series	Private	
28	Dec - 20	Sept - 19	42,203.90	38,089.88	29,450.44	8,639.44	Used	X6 Series	Commercial	
29	Jan - 21	Feb - 19	22,509.18	21,650.83	10,963.30	10,687.53	Used	5 Series	Commercial	
30	Jan - 21	Apr - 19	46,154.83	40,118.96	2,712.62	37,406.34	New	2 Series	Private	
31	Jan - 21	Aug - 19	25,378.58	24,398.11	9,165.92	15,232.19	Used	3 Series	Private	
32	Jan - 21	Sept - 19	34,809.52	33,124.18	14,267.97	18,856.21	New	2 Series	Commercial	
33	Jan - 21	Aug - 19	46,478.82	44,164.58	22,227.67	21,936.91	New	3 Series	Commercial	
34	Jan - 21	June - 19	6,623.64	5,917.47	0.00	5,917.47	Used	1 Series	Private	
35	Jan - 21	Sept - 19	57,208.17	51,455.14	49,867.75	1,727.35	New	2 Series	Commercial	
36	Feb - 21	Aug - 19	15,821.81	2,367.93	2,367.93	0.00	Used	1 Series	Private	
37	Feb - 21	Aug - 19	13,305.89	11,652.68	9,183.80	2,468.88	Used	X1 Series	Commercial	

# Compartment German Auto Loans 9

## Monthly Investor Report

Reporting Date: Aug 09, 2023  
 Payment Date: Aug 21, 2023  
 Period No.: 44  
 Monthly Period: July, 2023  
 Interest Period: July 20, 2023 to Aug 21, 2023  
 = 32 days

### 9. Defaulted Amount & Recovery Amount - Loan Level Data

Applicable only if loans have defaulted. Does not include defaulted amounts less than 10.00 EUR.

	Month / Year of Default	Month / Year of Loan Origination	Initial Principal Balance (in EUR)	Principal Balance of Loan at Default (in EUR)	Recovery Total (in EUR)	Principal Balance End of Period (in EUR)	Object Type (new / used)	Vehicle Series	Customer Type (private / commercial)	Out of Deal (Month / Year)
38	Feb - 21	June - 19	14,198.10	12,854.80	10,619.91	2,234.89	New	MINI	Private	
39	Mar - 21	Aug - 19	24,424.84	21,651.38	12,874.93	8,776.45	Used	X4 Series	Commercial	
40	Mar - 21	Aug - 19	15,543.59	14,097.10	10,467.05	3,673.13	Used	Non BMW Group (incl. Motorcycles)	Commercial	
41	Mar - 21	Mar - 19	11,597.42	7,199.12	7,199.12	0.00	Used	5 Series	Private	
42	Mar - 21	Jan - 19	55,330.88	47,918.12	21,675.89	26,242.23	Used	Non BMW Group (incl. Motorcycles)	Commercial	
43	Mar - 21	Feb - 19	93,330.49	87,721.57	60,879.63	26,841.94	New	Non BMW Group (incl. Motorcycles)	Commercial	
44	Mar - 21	Sept - 19	9,856.76	5,485.42	5,485.42	0.00	Used	1 Series	Private	
45	Apr - 21	Apr - 19	19,260.34	16,963.93	15,528.95	1,434.98	Used	5 Series	Private	
46	Apr - 21	July - 19	29,584.05	27,773.40	25,924.79	1,848.61	New	X2 Series	Private	
47	Apr - 21	June - 19	20,390.96	18,954.26	739.32	18,214.94	Used	Non BMW Group (incl. Motorcycles)	Private	
48	Apr - 21	Mav - 19	31,865.87	26,680.33	23,658.13	3,022.20	Used	4 Series	Private	
49	Apr - 21	Sept - 19	11,443.46	8,673.71	7,384.75	1,288.96	Used	2 Series	Private	
50	Apr - 21	Sept - 19	36,503.69	31,043.07	31,043.07	0.00	New	2 Series	Commercial	
51	Apr - 21	Aug - 19	26,465.38	21,699.57	21,699.57	0.00	Used	7 Series	Private	
52	Apr - 21	Apr - 19	69,590.00	63,256.22	37,815.13	25,441.09	New	X6 Series	Commercial	
53	Mav - 21	Feb - 19	12,848.17	11,539.54	6,655.10	4,884.44	Used	MINI	Commercial	
54	Mav - 21	Mav - 19	35,004.68	28,611.52	17,095.30	11,806.71	Used	X1 Series	Commercial	
55	Mav - 21	July - 19	14,861.80	11,192.56	8,816.94	2,375.62	Used	1 Series	Private	
56	Mav - 21	Sept - 19	39,948.01	17,817.44	-127.94	17,945.38	New	X3 Series	Commercial	
57	Mav - 21	Mar - 19	33,519.75	13,101.57	-113.45	13,215.02	New	X1 Series	Commercial	
58	Mav - 21	Mar - 19	27,300.11	23,321.92	23,321.92	0.00	Used	7 Series	Private	
59	Mav - 21	Sept - 19	66,895.58	45,983.65	45,983.65	0.00	New	4 Series	Commercial	
60	Mav - 21	Mar - 19	19,017.36	5,770.09	1,840.55	3,929.54	Used	X1 Series	Commercial	
61	Mav - 21	Mav - 19	28,906.72	23,592.17	23,592.17	0.00	Used	5 Series	Commercial	
62	June - 21	Mav - 19	13,009.54	11,589.61	11,589.61	0.00	New	1 Series	Private	
63	June - 21	Mav - 19	28,010.53	24,678.15	18,690.81	5,987.34	New	X1 Series	Commercial	
64	June - 21	July - 19	20,765.47	18,626.75	15,044.72	3,740.63	New	MINI	Commercial	
65	July - 21	Sept - 19	18,466.63	16,148.71	8,736.99	7,411.72	New	Non BMW Group (incl. Motorcycles)	Commercial	
66	July - 21	Mar - 19	35,258.64	29,010.61	17,541.62	11,468.99	Used	X4 Series	Commercial	
67	July - 21	Apr - 19	26,916.85	23,731.31	23,731.31	0.00	Used	5 Series	Private	
68	July - 21	Mar - 19	12,686.40	10,306.77	7,281.33	3,025.44	Used	MINI	Private	
69	July - 21	Aug - 19	8,965.82	7,804.20	-352.23	8,156.43	Used	Other BMW Group	Private	
70	Aug - 21	July - 19	19,254.68	12,192.08	12,192.08	0.00	Used	2 Series	Private	
71	Aug - 21	Mav - 19	52,679.69	42,247.86	34,817.41	7,430.45	New	X6 Series	Commercial	
72	Aug - 21	Apr - 19	11,933.06	9,972.69	9,972.69	0.00	Used	1 Series	Private	
73	Aug - 21	Mar - 19	14,851.66	13,933.14	13,933.14	0.00	New	2 Series	Private	
74	Sept - 21	Sept - 19	18,466.62	16,319.55	6,820.87	9,498.68	New	Non BMW Group (incl. Motorcycles)	Commercial	

# Compartment German Auto Loans 9

## Monthly Investor Report

Reporting Date: Aug 09, 2023  
 Payment Date: Aug 21, 2023  
 Period No.: 44  
 Monthly Period: July, 2023  
 Interest Period: July 20, 2023 to Aug 21, 2023  
 = 32 days

### 9. Defaulted Amount & Recovery Amount - Loan Level Data

Applicable only if loans have defaulted. Does not include defaulted amounts less than 10.00 EUR.

	Month / Year of Default	Month / Year of Loan Origination	Initial Principal Balance (in EUR)	Principal Balance of Loan at Default (in EUR)	Recovery Total (in EUR)	Principal Balance End of Period (in EUR)	Object Type (new / used)	Vehicle Series	Customer Type (private / commercial)	Out of Deal (Month / Year)
75	Sept - 21	Mar - 19	18,890.39	15,464.68	15,464.68	0.00	New	MINI	Private	
76	Sept - 21	Apr - 19	21,745.76	16,297.80	14,876.24	1,421.56	Used	5 Series	Private	
77	Sept - 21	July - 19	7,735.55	3,970.87	3,970.87	0.00	Used	1 Series	Private	
78	Sept - 21	Feb - 19	12,176.17	3,015.74	3,015.74	0.01	Used	5 Series	Commercial	
79	Sept - 21	June - 19	15,547.41	11,663.85	11,663.85	0.00	Used	Non BMW Group (incl. Motorcycles)	Private	
80	Sept - 21	June - 19	34,279.82	29,692.50	25,183.67	4,508.83	Used	X5 Series	Commercial	
81	Oct - 21	June - 19	46,284.58	44,348.18	44,348.18	0.00	New	X4 Series	Private	
82	Oct - 21	May - 19	24,430.39	20,773.91	20,773.91	0.00	Used	3 Series	Private	
83	Oct - 21	Mar - 19	26,545.05	25,882.54	25,882.54	0.00	New	3 Series	Commercial	
84	Nov - 21	Mar - 19	24,321.38	8,567.00	-30.42	8,597.42	New	2 Series	Private	
85	Nov - 21	May - 19	57,368.13	49,632.49	107.08	49,525.41	New	2 Series	Private	
86	Nov - 21	Apr - 19	31,402.98	23,272.80	9,181.04	14,091.76	Used	7 Series	Commercial	
87	Nov - 21	July - 19	35,665.58	28,292.51	23,975.51	4,549.32	Used	7 Series	Commercial	
88	Dec - 21	Apr - 19	35,694.93	29,043.44	29,043.44	0.00	Used	4 Series	Commercial	
89	Dec - 21	May - 19	10,724.93	721.06	721.06	0.00	Used	3 Series	Private	
90	Dec - 21	Aug - 19	25,404.73	22,367.86	22,367.86	0.00	Used	X5 Series	Commercial	
91	Dec - 21	Sept - 19	16,276.86	11,362.52	11,079.11	283.41	Used	1 Series	Commercial	
92	Jan - 22	Mar - 19	96,087.06	84,390.78	0.00	84,390.78	New	8 Series	Commercial	
93	Jan - 22	June - 19	27,105.51	22,748.11	19,498.50	3,249.61	Used	3 Series	Private	
94	Jan - 22	May - 19	10,650.84	5,523.98	0.00	5,523.98	Used	Non BMW Group (incl. Motorcycles)	Commercial	
95	Jan - 22	May - 19	16,687.82	2,388.67	-15.07	2,403.74	New	Non BMW Group (incl. Motorcycles)	Commercial	
96	Jan - 22	June - 19	8,689.18	7,795.60	-853.28	8,648.88	Used	Other BMW Group	Commercial	
97	Jan - 22	July - 19	63,574.72	60,434.01	48,793.71	11,640.30	New	X5 Series	Commercial	
98	Jan - 22	June - 19	6,772.11	237.20	237.20	0.00	Used	1 Series	Private	
99	Feb - 22	June - 19	38,205.01	453.78	0.00	478.08	New	X6 Series	Commercial	
100	Feb - 22	July - 19	21,449.50	3,918.68	3,918.68	0.00	Used	X5 Series	Commercial	
101	Feb - 22	June - 19	24,095.80	2,451.23	207.04	2,244.19	Used	3 Series	Private	
102	Feb - 22	July - 19	10,688.40	7,423.96	7,423.96	0.00	Used	1 Series	Private	
103	Feb - 22	July - 19	34,101.32	30,349.53	16,724.66	13,624.87	New	MINI	Commercial	
104	Mar - 22	Aug - 19	1,735.98	579.34	579.34	0.00	Used	Non BMW Group (incl. Motorcycles)	Private	
105	Mar - 22	Aug - 19	31,225.83	24,633.40	24,633.40	0.00	Used	X4 Series	Private	
106	Mar - 22	Mar - 19	15,540.48	11,700.46	11,700.46	0.00	Used	Other BMW Group	Private	
107	Mar - 22	Aug - 19	5,273.00	1,022.33	1,022.33	0.00	Used	Non BMW Group (incl. Motorcycles)	Private	
108	Mar - 22	May - 19	19,881.86	15,963.75	6,077.62	9,886.13	New	Non BMW Group (incl. Motorcycles)	Commercial	
109	Mar - 22	Aug - 19	4,842.30	2,204.83	2,204.83	0.00	Used	Non BMW Group (incl. Motorcycles)	Private	
110	Mar - 22	Aug - 19	25,621.21	14,217.24	14,217.24	0.00	Used	4 Series	Commercial	
111	Apr - 22	Aug - 19	60,838.71	48,791.42	31,801.73	16,989.69	New	Non BMW Group (incl. Motorcycles)	Commercial	



# Compartment German Auto Loans 9

## Monthly Investor Report

Reporting Date: Aug 09, 2023  
 Payment Date: Aug 21, 2023  
 Period No.: 44  
 Monthly Period: July, 2023  
 Interest Period: July 20, 2023 to Aug 21, 2023  
 = 32 days

### 9. Defaulted Amount & Recovery Amount - Loan Level Data

Applicable only if loans have defaulted. Does not include defaulted amounts less than 10.00 EUR.

	Month / Year of Default	Month / Year of Loan Origination	Initial Principal Balance (in EUR)	Principal Balance of Loan at Default (in EUR)	Recovery Total (in EUR)	Principal Balance End of Period (in EUR)	Object Type (new / used)	Vehicle Series	Customer Type (private / commercial)	Out of Deal (Month / Year)
112	Apr - 22	Mar - 19	11,622.51	8,623.29	8,623.29	0.00	Used	1 Series	Private	
113	Apr - 22	Mar - 19	28,280.20	21,975.91	21,975.91	0.00	New	MINI	Private	
114	May - 22	May - 19	58,617.31	13,375.83	-180.25	13,556.08	New	7 Series	Commercial	
115	May - 22	Feb - 19	22,066.92	16,574.49	16,574.49	0.00	Used	3 Series	Private	
116	June - 22	Apr - 19	41,958.67	37,769.40	28,060.36	9,709.04	New	3 Series	Commercial	
117	June - 22	Aug - 19	5,478.62	1,298.41	1,298.41	0.00	Used	3 Series	Commercial	
118	June - 22	Apr - 19	28,116.19	20,184.10	20,184.10	0.00	Used	2 Series	Private	
119	June - 22	Mar - 19	37,987.32	24,102.93	0.00	24,102.93	Used	X5 Series	Commercial	
120	June - 22	July - 19	39,871.53	29,483.89	29,483.89	0.00	Used	6 Series	Commercial	
121	June - 22	May - 19	13,461.22	6,097.14	6,097.14	0.00	Used	3 Series	Private	
122	June - 22	Mar - 19	40,695.61	30,954.12	30,954.12	0.00	New	X5 Series	Private	
123	June - 22	Jan - 19	31,295.95	22,701.79	19,714.04	2,987.75	New	X1 Series	Private	
124	June - 22	Feb - 19	30,949.24	15,353.70	15,353.70	0.00	New	X1 Series	Private	
125	June - 22	May - 19	14,537.35	8,148.27	8,148.27	0.00	Used	Non BMW Group (incl. Motorcycles)	Private	
126	June - 22	Sept - 19	14,056.04	8,063.31	1,665.97	6,397.34	Used	3 Series	Commercial	
127	July - 22	Sept - 19	22,913.75	19,136.97	12,501.76	6,635.21	Used	5 Series	Commercial	
128	July - 22	Aug - 19	65,649.54	43,998.10	40,102.95	4,123.71	New	X5 Series	Commercial	
129	Aug - 22	Sept - 19	37,023.75	29,616.47	24,687.94	4,928.53	Used	X5 Series	Commercial	
130	Aug - 22	Mar - 19	35,668.22	2,879.15	0.00	2,942.16	Used	X5 Series	Commercial	
131	Aug - 22	Jan - 19	13,198.67	9,544.66	0.00	9,544.66	Used	1 Series	Private	
132	Aug - 22	Apr - 19	6,513.45	968.80	968.80	0.00	Used	Non BMW Group (incl. Motorcycles)	Commercial	
133	Aug - 22	July - 19	24,990.99	19,020.69	19,020.69	0.00	New	1 Series	Private	
134	Aug - 22	Jan - 19	19,292.86	7,138.56	7,138.56	0.00	New	MINI	Private	
135	Sept - 22	Jan - 19	34,738.00	23,956.91	4,011.25	19,945.66	New	MINI	Commercial	
136	Sept - 22	Sept - 19	6,802.38	525.35	-17.08	542.43	Used	MINI	Private	
137	Sept - 22	July - 19	52,970.65	33,370.74	0.00	33,370.74	Used	7 Series	Commercial	
138	Sept - 22	Feb - 19	13,417.08	7,655.58	4,968.92	2,686.66	New	2 Series	Private	
139	Sept - 22	Feb - 19	26,670.01	18,107.84	18,107.84	0.00	New	MINI	Private	
140	Sept - 22	Feb - 19	21,667.42	20,212.19	12,176.64	8,035.55	New	1 Series	Commercial	
141	Sept - 22	Apr - 19	23,972.36	18,009.09	0.00	18,009.09	Used	Non BMW Group (incl. Motorcycles)	Commercial	
142	Sept - 22	May - 19	36,555.44	21,125.32	-638.56	21,763.88	New	5 Series	Commercial	
143	Sept - 22	Aug - 19	27,353.89	23,654.31	23,654.31	0.00	New	X2 Series	Private	
144	Sept - 22	Feb - 19	7,110.57	1,119.24	1,119.24	0.00	Used	X1 Series	Private	
145	Sept - 22	Feb - 19	58,833.91	41,619.95	41,619.95	0.00	New	X4 Series	Commercial	
146	Sept - 22	Feb - 19	32,118.53	13,400.43	13,400.43	0.00	Used	X5 Series	Commercial	
147	Oct - 22	Aug - 19	40,544.23	29,193.59	0.00	29,193.59	Used	7 Series	Commercial	
148	Oct - 22	July - 19	42,396.09	29,058.11	29,058.11	0.00	Used	7 Series	Commercial	

# Compartment German Auto Loans 9

## Monthly Investor Report

Reporting Date: Aug 09, 2023  
 Payment Date: Aug 21, 2023  
 Period No.: 44  
 Monthly Period: July, 2023  
 Interest Period: July 20, 2023 to Aug 21, 2023  
 = 32 days

### 9. Defaulted Amount & Recovery Amount - Loan Level Data

Applicable only if loans have defaulted. Does not include defaulted amounts less than 10.00 EUR.

	Month / Year of Default	Month / Year of Loan Origination	Initial Principal Balance (in EUR)	Principal Balance of Loan at Default (in EUR)	Recovery Total (in EUR)	Principal Balance End of Period (in EUR)	Object Type (new / used)	Vehicle Series	Customer Type (private / commercial)	Out of Deal (Month / Year)
149	Oct - 22	Mar - 19	28,760.90	19,905.38	19,905.38	0.00	New	3 Series	Private	
150	Oct - 22	July - 19	44,260.39	29,066.80	29,066.80	0.00	Used	7 Series	Commercial	
151	Oct - 22	June - 19	25,456.01	18,101.96	10,015.48	8,086.48	Used	Non BMW Group (incl. Motorcycles)	Commercial	
152	Oct - 22	May - 19	47,390.42	33,996.39	28,085.61	5,910.78	New	X6 Series	Commercial	
153	Oct - 22	Mar - 19	14,371.05	5,739.99	5,739.99	0.00	Used	MINI	Private	
154	Oct - 22	Mar - 19	24,030.04	1,850.92	1,850.92	0.00	Used	X1 Series	Private	
155	Nov - 22	Sept - 19	8,150.21	4,496.14	4,496.14	0.00	New	Other BMW Group	Private	
156	Nov - 22	Sept - 19	24,763.02	19,433.87	19,433.87	0.00	Used	X3 Series	Private	
157	Nov - 22	Apr - 19	20,865.60	17,377.34	753.98	16,623.36	New	1 Series	Commercial	
158	Nov - 22	Apr - 19	35,513.31	5,754.85	2,534.88	3,219.97	New	3 Series	Private	
159	Nov - 22	Apr - 19	5,485.58	299.78	299.78	0.00	Used	MINI	Private	
160	Nov - 22	Apr - 19	23,719.66	22,360.27	22,360.27	0.00	New	MINI	Commercial	
161	Nov - 22	Apr - 19	41,096.40	30,020.44	0.00	30,020.44	Used	4 Series	Commercial	
162	Nov - 22	Apr - 19	27,161.15	8,019.32	5,853.51	2,165.81	Used	5 Series	Commercial	
163	Nov - 22	Apr - 19	11,590.00	592.69	592.69	0.00	Used	3 Series	Private	
164	Nov - 22	Apr - 19	48,903.76	38,558.88	3,858.23	34,700.65	Used	X6 Series	Commercial	
165	Nov - 22	Sept - 19	24,985.84	17,473.82	14,478.39	2,995.43	Used	X1 Series	Private	
166	Dec - 22	May - 19	23,798.05	17,173.42	0.00	17,173.42	New	MINI	Commercial	
167	Dec - 22	May - 19	29,540.92	21,589.13	21,589.13	0.00	Used	2 Series	Private	
168	Dec - 22	May - 19	15,292.81	5,415.80	5,415.80	0.00	Used	3 Series	Private	
169	Dec - 22	July - 19	27,408.46	21,023.29	3.26	21,020.03	Used	X5 Series	Private	
170	Dec - 22	May - 19	43,965.78	28,303.72	28,300.56	3.16	New	5 Series	Commercial	
171	Dec - 22	Aug - 19	27,993.01	17,963.16	17,963.16	0.00	Used	X5 Series	Private	
172	Dec - 22	Feb - 19	30,558.25	22,272.35	21,000.00	1,272.35	Used	X3 Series	Private	
173	Dec - 22	May - 19	10,162.49	5,478.02	2,486.50	2,991.52	Used	2 Series	Commercial	
174	Dec - 22	May - 19	65,000.05	30,431.22	30,431.22	0.00	Used	Non BMW Group (incl. Motorcycles)	Commercial	
175	Dec - 22	May - 19	18,598.75	500.33	500.33	0.00	Used	4 Series	Commercial	
176	Dec - 22	May - 19	8,371.77	1,396.56	1,396.56	0.00	Used	MINI	Commercial	
177	Jan - 23	June - 19	40,391.26	36,258.52	2,496.31	33,762.21	New	X3 Series	Commercial	
178	Jan - 23	June - 19	23,800.38	2,312.74	2,312.74	0.00	New	1 Series	Private	
179	Jan - 23	June - 19	33,752.75	7,744.31	7,744.31	0.00	Used	Non BMW Group (incl. Motorcycles)	Commercial	
180	Jan - 23	Feb - 19	24,512.21	8,621.88	-6.93	8,628.81	Used	5 Series	Commercial	
181	Jan - 23	June - 19	15,314.87	1,263.24	1,263.24	0.00	Used	5 Series	Private	
182	Feb - 23	July - 19	24,347.78	22,584.55	22,584.55	0.00	New	X1 Series	Private	
183	Feb - 23	Apr - 19	63,621.51	44,556.15	24,369.75	20,186.40	New	5 Series	Commercial	
184	Feb - 23	July - 19	25,258.68	13,384.94	13,384.94	0.00	Used	X1 Series	Commercial	
185	Feb - 23	July - 19	20,497.28	16,116.43	16,116.43	0.00	New	1 Series	Private	

# Compartment German Auto Loans 9

## Monthly Investor Report

Reporting Date: Aug 09, 2023  
 Payment Date: Aug 21, 2023  
 Period No.: 44  
 Monthly Period: July, 2023  
 Interest Period: July 20, 2023 to Aug 21, 2023  
 = 32 days

### 9. Defaulted Amount & Recovery Amount - Loan Level Data

Applicable only if loans have defaulted. Does not include defaulted amounts less than 10.00 EUR.

	Month / Year of Default	Month / Year of Loan Origination	Initial Principal Balance (in EUR)	Principal Balance of Loan at Default (in EUR)	Recovery Total (in EUR)	Principal Balance End of Period (in EUR)	Object Type (new / used)	Vehicle Series	Customer Type (private / commercial)	Out of Deal (Month / Year)
186	Feb - 23	July - 19	22,023.34	4,541.47	4,144.14	397.33	Used	3 Series	Private	
187	Mar - 23	Aug - 19	28,500.99	11,843.08	0.00	11,843.08	Used	5 Series	Commercial	
188	Mar - 23	Sept - 19	12,976.00	9,075.48	0.00	9,075.48	Used	Other BMW Group	Private	
189	Mar - 23	Feb - 19	28,426.51	18,316.86	18,316.86	0.00	Used	X3 Series	Commercial	
190	Mar - 23	Aug - 19	17,691.24	10,260.66	10,260.66	0.00	Used	Other BMW Group	Commercial	
191	Mar - 23	Aug - 19	32,510.38	26,054.35	0.00	26,054.35	New	X1 Series	Private	
192	Mar - 23	Aug - 19	36,394.08	14,445.14	14,445.14	0.00	New	1 Series	Private	
193	Mar - 23	Aug - 19	55,974.70	45,731.47	0.00	45,731.47	New	X3 Series	Commercial	
194	Apr - 23	Sept - 19	38,236.38	34,819.54	800.00	34,019.54	New	X3 Series	Commercial	
195	Apr - 23	Sept - 19	22,984.27	17,908.88	600.00	17,308.88	Used	5 Series	Private	
196	Apr - 23	Sept - 19	6,309.19	3,792.05	233.24	3,558.81	Used	Non BMW Group (incl. Motorcycles)	Private	
197	Apr - 23	May - 19	82,199.29	62,664.08	0.00	62,664.08	New	Non BMW Group (incl. Motorcycles)	Commercial	
198	May - 23	Apr - 19	17,799.76	12,351.40	8,270.55	4,080.85	New	Other BMW Group	Commercial	
199	May - 23	June - 19	12,930.35	5,676.90	5,676.90	0.00	Used	3 Series	Private	
200	May - 23	Aug - 19	32,197.53	23,403.39	18,100.00	5,303.39	New	MINI	Private	
201	May - 23	Mar - 19	85,358.72	50,317.40	28,131.85	22,185.55	New	7 Series	Commercial	
202	June - 23	Mar - 19	41,570.09	27,585.61	23,827.50	3,758.11	Used	X6 Series	Private	
203	June - 23	Aug - 19	19,349.66	12,407.67	6,593.16	5,814.51	New	Non BMW Group (incl. Motorcycles)	Commercial	
204	June - 23	Apr - 19	47,259.66	25,741.59	14,453.78	11,287.81	Used	X5 Series	Commercial	
205	June - 23	May - 19	29,017.03	17,897.63	16,900.00	997.63	New	MINI	Private	
206	June - 23	Aug - 19	20,745.66	7,087.59	7,087.59	0.00	Used	5 Series	Private	
207	June - 23	Sept - 19	22,648.63	5,804.96	0.00	5,804.96	Used	5 Series	Private	
208	July - 23	Aug - 19	19,349.66	12,407.67	0.00	12,407.67	New	Non BMW Group (incl. Motorcycles)	Commercial	
209	July - 23	Jan - 19	45,107.79	30,997.97	0.00	30,997.97	New	X1 Series	Commercial	
210	July - 23	June - 19	11,346.50	6,450.68	0.00	6,450.68	Used	1 Series	Private	
211	July - 23	Mar - 19	7,861.70	2,928.71	2,928.71	0.00	Used	1 Series	Private	
212	July - 23	May - 19	31,742.06	17,235.43	15,800.00	1,435.43	Used	5 Series	Private	
213	July - 23	Aug - 19	68,315.95	47,845.18	0.00	47,845.18	New	X5 Series	Commercial	
214	July - 23	Mar - 19	54,720.07	26,915.02	26,915.02	0.00	New	7 Series	Commercial	
215	July - 23	June - 19	12,877.11	7,078.17	0.00	7,078.17	Used	2 Series	Commercial	
216	Mar - 20	July - 19	121,205.04	121,205.04	72,663.64	48,541.40	New	7 Series	Commercial	June - 20
217	Apr - 20	June - 19	40,510.75	40,510.75	23,133.40	17,377.35	Used	6 Series	Commercial	June - 20
218	Apr - 20	June - 19	21,050.74	20,419.23	14,186.39	6,232.84	Used	1 Series	Private	July - 20
219	May - 20	Mar - 19	36,893.14	36,111.62	27,506.46	8,605.16	New	X1 Series	Private	Aug - 20
220	Aug - 20	Mar - 19	28,821.23	1,257.04	532.55	724.49	Used	X3 Series	Commercial	Aug - 20
221	June - 20	Aug - 19	36,524.43	36,197.09	20,755.01	15,442.08	Used	X5 Series	Commercial	Sept - 20
222	July - 20	June - 19	34,397.12	33,113.60	22,548.80	10,564.80	Used	X3 Series	Private	Oct - 20

# Compartment German Auto Loans 9

## Monthly Investor Report

Reporting Date: Aug 09, 2023  
 Payment Date: Aug 21, 2023  
 Period No.: 44  
 Monthly Period: July, 2023  
 Interest Period: July 20, 2023 to Aug 21, 2023  
 = 32 days

### 9. Defaulted Amount & Recovery Amount - Loan Level Data

Applicable only if loans have defaulted. Does not include defaulted amounts less than 10.00 EUR.

	Month / Year of Default	Month / Year of Loan Origination	Initial Principal Balance (in EUR)	Principal Balance of Loan at Default (in EUR)	Recovery Total (in EUR)	Principal Balance End of Period (in EUR)	Object Type (new / used)	Vehicle Series	Customer Type (private / commercial)	Out of Deal (Month / Year)
223	Aug - 20	May - 19	24,414.97	23,615.16	15,400.11	8,215.05	Used	4 Series	Commercial	Oct - 20
224	Aug - 20	May - 19	27,796.57	26,883.56	23,186.91	3,696.65	Used	X4 Series	Commercial	Nov - 20
225	Sept - 20	May - 19	46,648.95	41,086.12	36,530.06	4,556.06	New	X5 Series	Commercial	Nov - 20
226	Sept - 20	Mar - 19	16,613.12	14,236.01	12,784.24	1,451.77	Used	X1 Series	Commercial	Dec - 20
227	Sept - 20	Aug - 19	66,528.08	65,485.30	56,864.55	8,620.75	New	7 Series	Commercial	Dec - 20
228	Oct - 20	May - 19	64,893.84	62,188.11	36,149.26	26,038.85	Used	X6 Series	Commercial	Dec - 20
229	Oct - 20	May - 19	46,113.15	45,413.19	40,141.22	5,271.97	New	X3 Series	Private	Dec - 20
230	Apr - 20	Mar - 19	118,026.91	115,010.49	76,996.71	38,013.78	New	8 Series	Private	Feb - 21
231	Nov - 20	Aug - 19	13,937.36	6,447.26	2,399.69	4,047.57	Used	3 Series	Private	Feb - 21
232	Nov - 20	July - 19	14,098.80	13,133.19	7,770.69	5,362.50	Used	1 Series	Private	Feb - 21
233	Feb - 21	Jan - 19	10,650.71	1,198.45	396.98	801.47	Used	Non BMW Group (incl. Motorcycles)	Private	Feb - 21
234	Dec - 20	Aug - 19	16,244.75	14,218.63	13,515.46	703.17	Used	1 Series	Private	Mar - 21
235	Feb - 21	May - 19	19,938.51	18,459.15	13,642.85	4,816.30	Used	4 Series	Commercial	June - 21
236	Mar - 21	July - 19	17,400.75	15,486.20	9,064.27	6,421.93	Used	MINI	Commercial	June - 21
237	Mar - 21	May - 19	34,901.91	32,516.93	26,749.39	5,767.54	New	X1 Series	Private	June - 21
238	Apr - 21	June - 19	16,203.31	14,948.02	12,863.26	2,084.76	Used	2 Series	Private	June - 21
239	Apr - 21	May - 19	16,198.62	13,085.34	11,287.20	1,798.14	Used	MINI	Private	June - 21
240	Nov - 20	Aug - 19	36,224.37	33,038.32	27,587.81	5,450.51	New	1 Series	Commercial	July - 21
241	Apr - 21	Feb - 19	23,241.81	19,496.67	15,574.39	3,985.12	Used	X3 Series	Commercial	July - 21
242	Apr - 21	July - 19	34,788.75	31,305.78	25,832.47	5,473.31	Used	X5 Series	Commercial	Sept - 21
243	May - 21	Aug - 19	15,409.14	14,221.82	7,617.06	6,604.76	Used	5 Series	Private	Sept - 21
244	July - 21	Sept - 19	43,227.90	36,600.22	31,668.92	4,931.30	Used	X5 Series	Commercial	Sept - 21
245	July - 21	Mar - 19	113,668.34	97,238.45	54,857.18	42,381.27	New	8 Series	Commercial	Sept - 21
246	Sept - 21	Aug - 19	13,097.33	10,554.91	9,870.41	684.50	Used	Other BMW Group	Commercial	Dec - 21
247	Nov - 21	Aug - 19	30,784.32	25,888.36	20,431.77	5,456.59	New	MINI	Private	Feb - 22
248	Dec - 21	Sept - 19	45,301.17	39,092.63	21,909.62	17,183.01	New	5 Series	Commercial	Feb - 22
249	Dec - 21	Aug - 19	14,996.40	11,750.02	9,545.73	2,204.29	Used	MINI	Private	Feb - 22
250	June - 21	Feb - 19	14,962.58	12,866.81	10,446.62	2,420.19	Used	5 Series	Private	Mar - 22
251	Dec - 21	Jan - 19	65,330.21	46,054.99	36,101.54	9,953.45	New	5 Series	Commercial	Mar - 22
252	Dec - 21	July - 19	9,792.73	6,678.60	4,618.44	2,060.16	Used	3 Series	Private	Mar - 22
253	Oct - 21	July - 19	19,466.70	14,774.90	14,531.11	420.11	Used	3 Series	Private	Apr - 22
254	Nov - 21	Apr - 19	15,619.87	12,872.33	10,953.90	1,918.43	Used	2 Series	Private	Apr - 22
255	Jan - 22	June - 19	53,405.98	45,779.32	44,991.18	788.14	New	4 Series	Private	Apr - 22
256	Feb - 22	July - 19	21,727.08	16,711.90	12,090.63	4,621.27	Used	5 Series	Commercial	May - 22
257	Mar - 22	May - 19	22,655.08	17,143.05	12,714.13	4,428.92	Used	5 Series	Private	May - 22
258	Mar - 22	Aug - 19	32,902.02	27,954.49	21,746.44	6,208.05	New	MINI	Commercial	May - 22
259	Mar - 22	Aug - 19	43,795.83	37,666.74	29,211.27	8,455.47	New	X3 Series	Commercial	May - 22

# Compartment German Auto Loans 9

## Monthly Investor Report

Reporting Date: Aug 09, 2023  
 Payment Date: Aug 21, 2023  
 Period No.: 44  
 Monthly Period: July, 2023  
 Interest Period: July 20, 2023 to Aug 21, 2023  
 = 32 days

### 9. Defaulted Amount & Recovery Amount - Loan Level Data

Applicable only if loans have defaulted. Does not include defaulted amounts less than 10.00 EUR.

	Month / Year of Default	Month / Year of Loan Origination	Initial Principal Balance (in EUR)	Principal Balance of Loan at Default (in EUR)	Recovery Total (in EUR)	Principal Balance End of Period (in EUR)	Object Type (new / used)	Vehicle Series	Customer Type (private / commercial)	Out of Deal (Month / Year)
260	Mar - 22	Feb - 19	21,316.76	14,677.39	12,099.88	2,577.51	New	1 Series	Private	June - 22
261	Apr - 22	Feb - 19	23,777.56	19,981.90	14,560.02	5,421.88	New	2 Series	Commercial	June - 22
262	Apr - 22	July - 19	71,235.98	54,411.91	52,902.95	1,508.96	New	X5 Series	Commercial	June - 22
263	May - 22	Feb - 19	49,503.14	32,624.94	30,298.54	2,326.40	New	5 Series	Commercial	July - 22
264	May - 22	Aug - 19	40,562.62	32,042.34	27,028.95	5,013.39	Used	X6 Series	Commercial	July - 22
265	Mar - 22	Apr - 19	33,968.57	27,022.14	20,806.28	6,215.86	New	1 Series	Commercial	Sept - 22
266	June - 22	June - 19	28,534.24	19,697.35	19,507.11	190.24	Used	X5 Series	Commercial	Sept - 22
267	June - 22	June - 19	51,994.54	41,842.23	37,031.88	4,810.35	Used	7 Series	Commercial	Sept - 22
268	Sept - 22	Sept - 19	16,604.57	127.30	49.59	77.71	Used	5 Series	Commercial	Sept - 22
269	Aug - 22	Sept - 19	36,802.85	26,828.17	24,154.01	2,674.16	New	3 Series	Commercial	Nov - 22
270	Aug - 22	Aug - 19	24,724.78	14,327.43	13,241.34	1,086.09	Used	5 Series	Commercial	Nov - 22
271	Nov - 22	Aug - 19	12,210.80	557.68	13.10	544.58	Used	X1 Series	Private	Nov - 22
272	Nov - 22	Aug - 19	6,402.46	56.63	-155.38	212.01	Used	Non BMW Group (incl. Motorcycles)	Private	Nov - 22
273	Nov - 22	July - 19	18,491.86	12,325.73	10,969.95	1,355.78	Used	X3 Series	Commercial	Feb - 23
274	Nov - 22	May - 19	23,063.87	16,252.19	14,845.72	1,406.47	Used	3 Series	Private	Feb - 23
275	Dec - 22	Jan - 19	26,890.03	16,264.79	1,367.34	14,897.45	Used	5 Series	Private	Feb - 23
276	Dec - 22	Feb - 19	21,363.54	15,764.10	11,520.32	4,243.78	Used	Non BMW Group (incl. Motorcycles)	Private	Feb - 23
277	Dec - 22	June - 19	20,858.61	17,770.55	14,845.25	2,925.30	New	1 Series	Commercial	Feb - 23
278	Jan - 23	Sept - 19	83,808.66	67,201.44	48,850.60	18,350.84	New	X5 Series	Commercial	Apr - 23
279	Feb - 23	July - 19	2,214.05	494.09	101.72	392.37	Used	3 Series	Private	Apr - 23
280	Feb - 23	Feb - 19	38,903.65	26,022.76	20,104.78	5,917.98	New	X1 Series	Commercial	May - 23
281	Feb - 23	Sept - 19	48,579.67	38,561.59	22,680.82	15,880.77	New	5 Series	Commercial	May - 23
282	June - 23	May - 19	16,302.84	170.32	58.79	111.53	Used	MINI	Commercial	June - 23

**Compartment German Auto Loans 9**  
**Monthly Investor Report**

Reporting Date:	Aug 09, 2023
Payment Date:	Aug 21, 2023
Period No.:	44
Monthly Period:	July, 2023
Interest Period:	July 20, 2023 to Aug 21, 2023 = 32 days

**10. Outstanding Note Balance**

<b>1. Note Balance</b>	<b>All Notes</b>	<b>Class A</b>	<b>Class B</b>
<b>Initial Note Information</b>			
ISIN code		XS2074662805	XS2074667192
Currency		EUR	EUR
Legal final maturity		Dec 2026	Dec 2026
Rating (Fitch   Moody's   S&P   DBRS)		AAA   Aaa   N/A   N/A	N/A
Initial notes aggregate principal outstanding balance in EUR	965,200,000.00	900,000,000.00	65,200,000.00
Nominal amount per note in EUR		100,000.00	100,000.00
Initial number of notes per class in EUR		9,000	652
<b>Current Note Information</b>			
Notes aggregate principal outstanding balance in EUR - BoP	59,367,137.98	0.00	59,367,137.98
Available distribution amount in EUR	9,834,534.34		
Redemption per class in EUR		0.00	9.745.289,07
Redemption per note in EUR		0.00	14,946.76
Notes aggregate principal outstanding balance in EUR - EoP	49,621,848.91	0.00	49,621,848.91
Current pool factor		0.00	0.76
<b>2. Payments to Investor per Note</b>			
		<b>Class A</b>	<b>Class B</b>
Interest Type		Floating Rate	Fixed Rate
Reference Rate		1M_EURIBOR	NONE
Actual Interest Rate		3.465%	NONE
Spread		0.70%	0.00%
Coupon		4.165%	1.00%
Day count fraction		Actual/360	Actual/360
Interest days		32 days	32 days
Principal outstanding per note in EUR - BoP		0.00	91,053.89
Principal repayment per note in EUR		0.00	14,946.76
Principal outstanding per note in EUR - EoP		0.00	76,107.13
Interest payment per Note in EUR		0.00	80.94

## Compartment German Auto Loans 9

### Monthly Investor Report

Reporting Date:	Aug 09, 2023
Payment Date:	Aug 21, 2023
Period No.:	44
Monthly Period:	July, 2023
Interest Period:	July 20, 2023 to Aug 21, 2023 = 32 days

## 10. Outstanding Note Balance

<b>3. Credit Enhancement</b>	Initial Period (in EUR)	Initial CE (in %)	Current Period (in EUR)	Current CE (in %)
Class A	900,000,000.00	7.26	0.00	100.00
Class B	65,200,000.00	0.50	49,621,848.91	52.46
Cash Reserve (+ Overcollateralisation)	4,826,000.00	0.00	54,752,506.48	0.00

BMW Bank GmbH complies with the retention requirement of a material net economic interest in accordance with article 6 of the Securitisation Regulation. A minimum of 5.0% of the net economic interest will be retained on an ongoing basis in form of retention of the Class B Notes and Subordinated Loan.

## 4. Clean-Up Call Option

If the aggregate outstanding principal balance has been reduced to less than 10% of the aggregate outstanding principal balance at the Issue Date, the seller will have the option under the receivables purchase Agreement to acquire all outstanding purchased receivables.

Aggregate outstanding principal balance at end of period (in EUR)	104,374,355.39
Clean-Up option exercisable	No

## Compartment German Auto Loans 9

### Monthly Investor Report

Reporting Date:	Aug 09, 2023
Payment Date:	Aug 21, 2023
Period No.:	44
Monthly Period:	July, 2023
Interest Period:	July 20, 2023 to Aug 21, 2023 = 32 days

## 11. Original Principal Balance

Initial Portfolio as of origination of contract

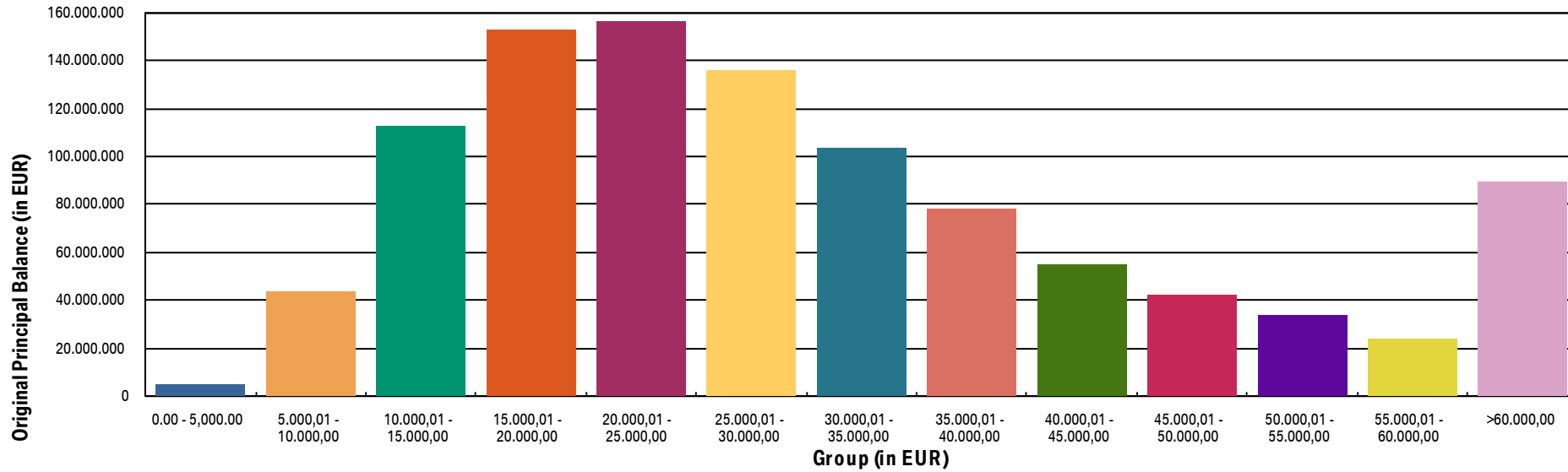
Group (in EUR) (by Original Principal Balance)	Original Principal Balance (in EUR)	Original Principal Balance (in % of total)	Number of Contracts	Number of Contracts (in % of total)
0.00 - 5.000,00	4,619,930.55	0.45	1,211	2.64
5.000,01 - 10.000,00	43,522,828.41	4.22	5,455	11.88
10.000,01 - 15.000,00	112,558,915.84	10.90	8,904	19.39
15.000,01 - 20.000,00	153,060,506.35	14.83	8,741	19.04
20.000,01 - 25.000,00	156,207,369.99	15.13	6,958	15.16
25.000,01 - 30.000,00	135,917,591.77	13.17	4,960	10.80
30.000,01 - 35.000,00	103,716,870.02	10.05	3,200	6.97
35.000,01 - 40.000,00	78,299,123.37	7.58	2,092	4.56
40.000,01 - 45.000,00	54,590,920.75	5.29	1,288	2.81
45.000,01 - 50.000,00	42,243,909.68	4.09	889	1.94
50.000,01 - 55.000,00	33,778,657.08	3.27	646	1.41
55.000,01 - 60.000,00	24,203,801.68	2.34	422	0.92
> 60.000,00	89,609,850.28	8.68	1,143	2.49
<b>Total</b>	<b>1,032,330,275.77</b>	<b>100.00</b>	<b>45,909</b>	<b>100.00</b>

Average:	22,486.45
Min:	990.00
Max:	351,050.00



**Compartment German Auto Loans 9**  
**Monthly Investor Report**

Reporting Date: Aug 09, 2023  
 Payment Date: Aug 21, 2023  
 Period No.: 44  
 Monthly Period: July, 2023  
 Interest Period: July 20, 2023 to Aug 21, 2023  
 = 32 days



## Compartment German Auto Loans 9

### Monthly Investor Report

Reporting Date:	Aug 09, 2023
Payment Date:	Aug 21, 2023
Period No.:	44
Monthly Period:	July, 2023
Interest Period:	July 20, 2023 to Aug 21, 2023 = 32 days

## 12. Aggregate Principal Balance

### Initial Portfolio

Group (in EUR)	Aggregate Principal Balance (in EUR)	Aggregate Principal Balance (in % of total)	Number of Contracts	Number of Contracts (in % of total)
0.00 - 5,000.00	6,133,915.66	0.64	1,728	3.76
5.000,01 - 10.000,00	51,397,969.90	5.33	6,550	14.27
10.000,01 - 15.000,00	118,451,917.49	12.27	9,433	20.55
15.000,01 - 20.000,00	150,668,214.60	15.61	8,638	18.82
20.000,01 - 25.000,00	148,504,041.35	15.39	6,638	14.46
25.000,01 - 30.000,00	122,241,564.37	12.66	4,476	9.75
30.000,01 - 35.000,00	92,404,320.21	9.57	2,861	6.23
35.000,01 - 40.000,00	67,922,440.28	7.04	1,823	3.97
40.000,01 - 45.000,00	46,859,222.65	4.85	1,107	2.41
45.000,01 - 50.000,00	39,481,836.57	4.09	834	1.82
50.000,01 - 55.000,00	27,349,188.33	2.83	523	1.14
55.000,01 - 60.000,00	20,646,761.81	2.14	360	0.78
> 60.000,00	73,138,547.06	7.58	938	2.04
<b>Total</b>	<b>965,199,940.28</b>	<b>100.00</b>	<b>45,909</b>	<b>100.00</b>

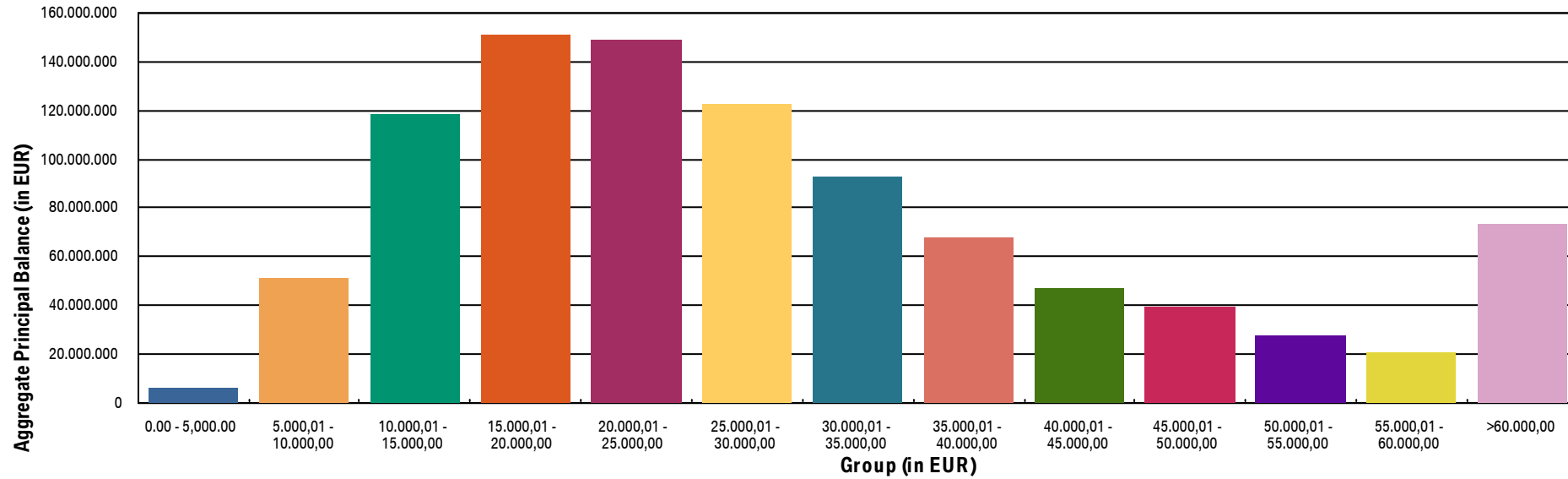
Average: 21,024.20

Min: 510.98

Max: 341,920.07

**Compartment German Auto Loans 9**  
**Monthly Investor Report**

Reporting Date: Aug 09, 2023  
 Payment Date: Aug 21, 2023  
 Period No.: 44  
 Monthly Period: July, 2023  
 Interest Period: July 20, 2023 to Aug 21, 2023  
 = 32 days



**Compartment German Auto Loans 9**  
**Monthly Investor Report**

Reporting Date:	Aug 09, 2023
Payment Date:	Aug 21, 2023
Period No.:	44
Monthly Period:	July, 2023
Interest Period:	July 20, 2023 to Aug 21, 2023 = 32 days

**13. Aggregate Outstanding Principal Balance**

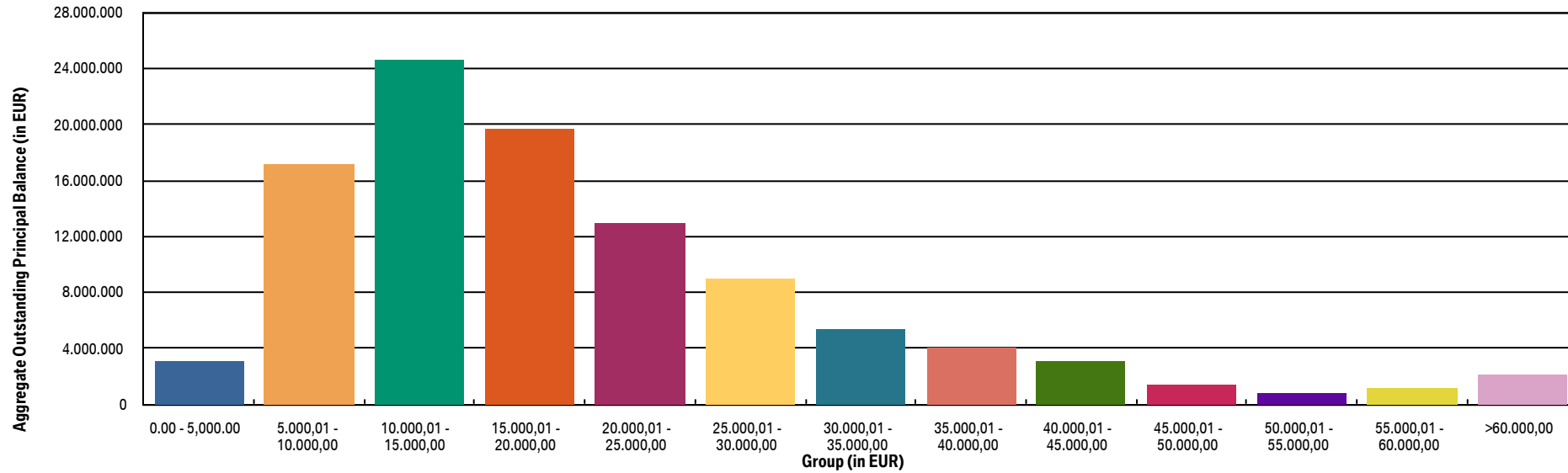
Current Portfolio

Group (in EUR)	Aggregate Outstanding Principal Balance (in EUR)	Aggregate Outstanding Principal Balance (in % of total)	Number of Contracts	Number of Contracts (in % of total)
0.00 - 5,000.00	3,079,087.32	2.95	2,933	30.37
5.000,01 - 10.000,00	17,117,828.30	16.40	2,240	23.19
10.000,01 - 15.000,00	24,594,268.56	23.56	1,981	20.51
15.000,01 - 20.000,00	19,734,194.57	18.91	1,153	11.94
20.000,01 - 25.000,00	12,936,087.34	12.39	581	6.02
25.000,01 - 30.000,00	9,004,030.08	8.63	331	3.43
30.000,01 - 35.000,00	5,310,786.88	5.09	165	1.71
35.000,01 - 40.000,00	4,045,586.20	3.88	108	1.12
40.000,01 - 45.000,00	3,137,355.53	3.01	75	0.78
45.000,01 - 50.000,00	1,427,282.12	1.37	30	0.31
50.000,01 - 55.000,00	786,344.12	0.75	15	0.16
55.000,01 - 60.000,00	1,135,522.83	1.09	20	0.21
> 60.000,00	2,065,981.54	1.98	27	0.28
<b>Total</b>	<b>104,374,355.39</b>	<b>100.00</b>	<b>9,659</b>	<b>100.00</b>
WA:	10,805.92			
Min:	0.00			
Max:	147,692.09			



**Compartment German Auto Loans 9**  
**Monthly Investor Report**

Reporting Date: Aug 09, 2023  
 Payment Date: Aug 21, 2023  
 Period No.: 44  
 Monthly Period: July, 2023  
 Interest Period: July 20, 2023 to Aug 21, 2023  
 = 32 days



**Compartment German Auto Loans 9**  
**Monthly Investor Report**

Reporting Date:	Aug 09, 2023
Payment Date:	Aug 21, 2023
Period No.:	44
Monthly Period:	July, 2023
Interest Period:	July 20, 2023 to Aug 21, 2023 = 32 days

**14. Down Payments**

Current Portfolio

Group (in EUR)	Aggregate Principal Balance (in EUR)	Aggregate Principal Balance (in % of total)	Number of Contracts	Number of Contracts (in % of total)
No Down Payment	26,070,820.52	24.98	2,243	23.22
<=1000	2,814,011.63	2.70	333	3.45
1.000,01 - 2.000,00	6,552,236.96	6.28	758	7.85
2.000,01 - 3.000,00	8,283,171.42	7.94	918	9.50
3.000,01 - 4.000,00	6,988,534.29	6.70	757	7.84
4.000,01 - 5.000,00	10,463,974.59	10.03	1,121	11.61
5.000,01 - 6.000,00	5,909,836.88	5.66	604	6.25
6.000,01 - 7.000,00	4,657,799.76	4.46	451	4.67
7.000,01 - 8.000,00	4,943,333.28	4.74	433	4.48
8.000,01 - 9.000,00	2,544,242.92	2.44	223	2.31
9.000,01 - 10.000,00	6,938,468.69	6.65	556	5.76
10.000,01 - 11.000,00	1,840,546.17	1.76	152	1.57
11.000,01 - 12.000,00	2,074,433.62	1.99	160	1.66
12.000,01 - 13.000,00	1,552,491.63	1.49	119	1.23
13.000,01 - 14.000,00	1,142,661.21	1.09	89	0.92
14.000,01 - 15.000,00	3,197,474.93	3.06	227	2.35
> 15.000,00	8,400,316.89	8.05	515	5.33
<b>Total</b>	<b>104,374,355.39</b>	<b>100.00</b>	<b>9,659</b>	<b>100.00</b>

Minimum Down Payment:	101.00
Maximum Down Payment:	150,000.00
Average Down Payment:	5,307.47
Average Down Payment (customers that made a Down Payment)	6,912.74

**Compartment German Auto Loans 9**  
**Monthly Investor Report**

Reporting Date:	Aug 09, 2023
Payment Date:	Aug 21, 2023
Period No.:	44
Monthly Period:	July, 2023
Interest Period:	July 20, 2023 to Aug 21, 2023 = 32 days

**15. Borrower Concentration**
Current Portfolio

Borrower (Top 20)	Aggregate Outstanding Principal Balance (in EUR)	Aggregate Outstanding Principal Balance (in % of total)	Number of Contracts	Number of Contracts (in % of total)
1	147,692.09	0.14	1	0.01
2	125,953.28	0.12	1	0.01
3	107,528.94	0.10	1	0.01
4	99,910.31	0.10	2	0.02
5	99,541.85	0.10	2	0.02
6	97,265.57	0.09	1	0.01
7	85,923.35	0.08	2	0.02
8	84,817.63	0.08	1	0.01
9	79,034.51	0.08	2	0.02
10	77,937.95	0.07	1	0.01
11	77,712.41	0.07	1	0.01
12	76,638.61	0.07	1	0.01
13	76,016.67	0.07	1	0.01
14	75,460.19	0.07	1	0.01
15	73,618.81	0.07	1	0.01
16	73,298.54	0.07	1	0.01
17	72,634.18	0.07	1	0.01
18	71,618.64	0.07	1	0.01
19	71,111.66	0.07	2	0.02
20	69,072.73	0.07	2	0.02
<b>Total</b>	<b>1,742,787.92</b>	<b>1.67</b>	<b>26</b>	<b>0.27</b>

<b>Total Portfolio Balance</b>	<b>104,374,355.39</b>
--------------------------------	-----------------------

**Compartment German Auto Loans 9**  
**Monthly Investor Report**

Reporting Date:	Aug 09, 2023
Payment Date:	Aug 21, 2023
Period No.:	44
Monthly Period:	July, 2023
Interest Period:	July 20, 2023 to Aug 21, 2023 = 32 days

**16. Geographical Distribution**

Initial Portfolio

Post code area	Aggregate Principal Balance (in EUR)	Aggregate Principal Balance (in % of total)	Number of Contracts	Number of contracts (in % of total)
post code area 0	46,013,719.16	4.77	2,137	4.65
post code area 1	52,309,049.73	5.42	2,330	5.08
post code area 2	86,206,919.86	8.93	4,190	9.13
post code area 3	84,323,036.80	8.74	4,166	9.07
post code area 4	122,467,094.69	12.69	5,836	12.71
post code area 5	120,458,310.16	12.48	5,708	12.43
post code area 6	124,897,902.26	12.94	5,783	12.60
post code area 7	119,911,302.12	12.42	5,938	12.93
post code area 8	129,085,751.73	13.37	5,969	13.00
post code area 9	79,526,853.77	8.24	3,852	8.39
<b>Total</b>	<b>965,199,940.28</b>	<b>100.00</b>	<b>45,909</b>	<b>100.00</b>



**Compartment German Auto Loans 9**  
**Monthly Investor Report**

Reporting Date:	Aug 09, 2023
Payment Date:	Aug 21, 2023
Period No.:	44
Monthly Period:	July, 2023
Interest Period:	July 20, 2023 to Aug 21, 2023 = 32 days

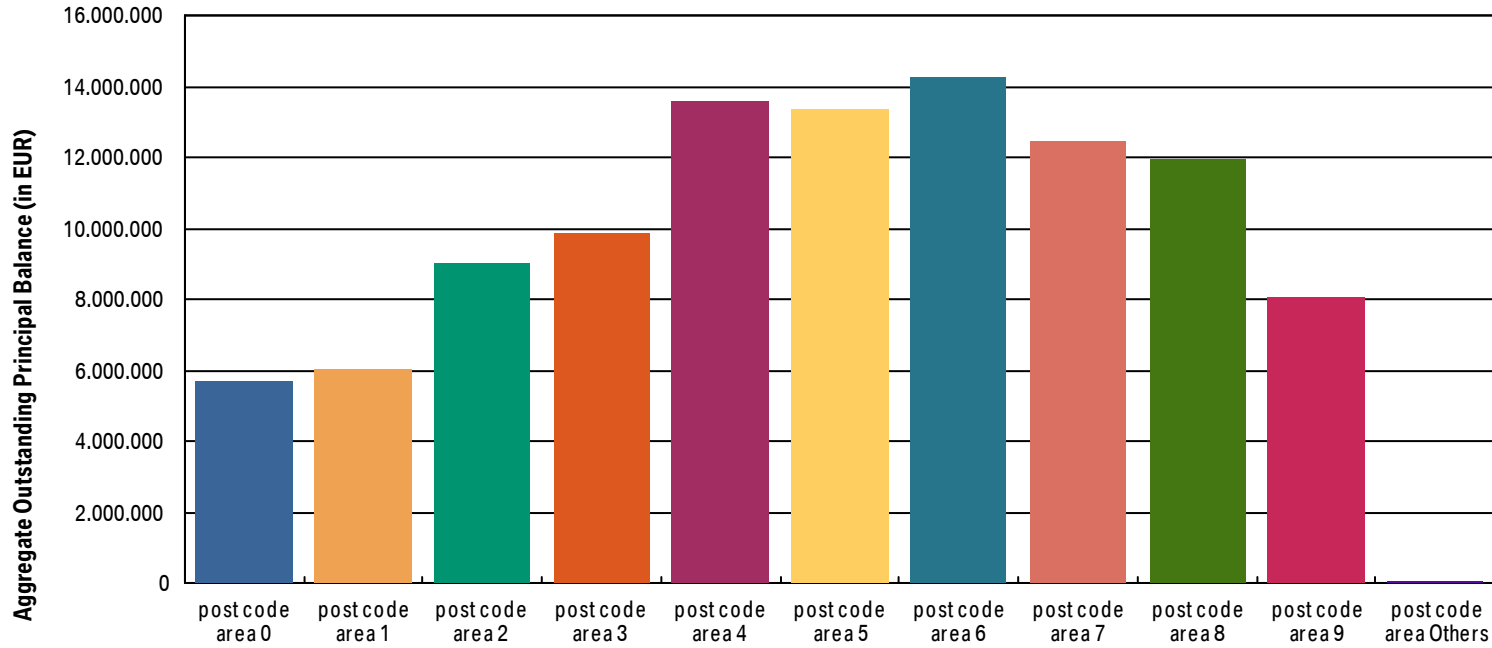
**16. Geographical Distribution**

Current Portfolio

Post code area	Aggregate Outstanding Principal Balance (in EUR)	Aggregate Outstanding Principal Balance (in % of total)	Number of Contracts	Number of Contracts (in % of total)
post code area 0	5,697,862.70	5.46	508	5.26
post code area 1	6,033,254.70	5.78	530	5.49
post code area 2	9,039,444.72	8.66	880	9.11
post code area 3	9,875,162.34	9.46	951	9.85
post code area 4	13,559,558.14	12.99	1,230	12.73
post code area 5	13,337,997.61	12.78	1,252	12.96
post code area 6	14,257,627.36	13.66	1,271	13.16
post code area 7	12,452,384.68	11.93	1,165	12.06
post code area 8	11,953,133.53	11.45	1,080	11.18
post code area 9	8,092,935.53	7.75	780	8.08
post code area Others	74,994.08	0.07	12	0.12
<b>Total</b>	<b>104,374,355.39</b>	<b>100.00</b>	<b>9,659</b>	<b>100.00</b>

**Compartment German Auto Loans 9**  
**Monthly Investor Report**

Reporting Date: Aug 09, 2023  
 Payment Date: Aug 21, 2023  
 Period No.: 44  
 Monthly Period: July, 2023  
 Interest Period: July 20, 2023 to Aug 21, 2023  
 = 32 days



**Compartment German Auto Loans 9**  
**Monthly Investor Report**

Reporting Date:	Aug 09, 2023
Payment Date:	Aug 21, 2023
Period No.:	44
Monthly Period:	July, 2023
Interest Period:	July 20, 2023 to Aug 21, 2023 = 32 days

**17. Car Type & Customer Group**

Initial Portfolio

Car Type	Aggregate Principal Balance (in EUR)	Aggregate Principal Balance (in % of total)	Number of Contracts	Number of Contracts (in % of total)
New	478,297,049.59	49.55	17,619	38.38
Used	486,902,890.69	50.45	28,290	61.62
<b>Total</b>	<b>965,199,940.28</b>	<b>100.00</b>	<b>45,909</b>	<b>100.00</b>

Customer Group	Aggregate Principal Balance (in EUR)	Aggregate Principal Balance (in % of total)	Number of Contracts	Number of Contracts (in % of total)
Commercial	267,380,166.05	27.70	9,367	20.40
Private Individual	697,819,774.23	72.30	36,542	79.60
<b>Total</b>	<b>965,199,940.28</b>	<b>100.00</b>	<b>45,909</b>	<b>100.00</b>

**Compartment German Auto Loans 9**  
**Monthly Investor Report**

Reporting Date:	Aug 09, 2023
Payment Date:	Aug 21, 2023
Period No.:	44
Monthly Period:	July, 2023
Interest Period:	July 20, 2023 to Aug 21, 2023 = 32 days

**17. Car Type & Customer Group**

Current Portfolio

Car Type	Aggregate Outstanding Principal Balance (in EUR)	Aggregate Outstanding Principal Balance (in % of total)	Number of Contracts	Number of Contracts (in % of total)
New	47,571,925.22	45.58	2,980	30.85
Used	56,802,430.17	54.42	6,679	69.15
<b>Total</b>	<b>104,374,355.39</b>	<b>100.00</b>	<b>9,659</b>	<b>100.00</b>

Customer Group	Aggregate Outstanding Principal Balance (in EUR)	Aggregate Outstanding Principal Balance (in % of total)	Number of Contracts	Number of Contracts (in % of total)
Commercial	22,706,926.80	21.76	1,427	14.77
Private Individual	81,667,428.59	78.24	8,232	85.23
<b>Total</b>	<b>104,374,355.39</b>	<b>100.00</b>	<b>9,659</b>	<b>100.00</b>

**Compartment German Auto Loans 9**  
**Monthly Investor Report**

Reporting Date: Aug 09, 2023  
 Payment Date: Aug 21, 2023  
 Period No.: 44  
 Monthly Period: July, 2023  
 Interest Period: July 20, 2023 to Aug 21, 2023  
 = 32 days

**18. Delinquencies**

Initial Portfolio

Days past due	Aggregate Principal Balance (in EUR)	Aggregate Principal Balance (in % of total)	Number of Contracts	Number of Contracts (in % of total)
1 - 30	0.00	0.00	0	0.00
31 - 60	0.00	0.00	0	0.00
61 - 90	0.00	0.00	0	0.00
91 - 120	0.00	0.00	0	0.00
> 120	0.00	0.00	0	0.00
<b>Total</b>	<b>0.00</b>	<b>0.00</b>	<b>0</b>	<b>0.00</b>

Current Portfolio

Days past due	Aggregate Outstanding Principal Balance (in EUR)	Aggregate Outstanding Principal Balance (in % of total)	Number of Contracts	Number of Contracts (in % of total)
1 - 30	1,763,418.69	1.69	103	1.07
31 - 60	463,354.84	0.44	29	0.30
61 - 90	119,165.99	0.11	12	0.12
91 - 120	88,384.61	0.08	8	0.08
> 120	167,317.37	0.16	11	0.11
<b>Total</b>	<b>2,601,641.50</b>	<b>2.49</b>	<b>163</b>	<b>1.69</b>

# Compartment German Auto Loans 9

## Monthly Investor Report

Reporting Date:	Aug 09, 2023
Payment Date:	Aug 21, 2023
Period No.:	44
Monthly Period:	July, 2023
Interest Period:	July 20, 2023 to Aug 21, 2023 = 32 days

### 18a. Delinquencies Analysis

Monthly Period	Performing (in EUR)	31-60 days past due (in EUR)	61-90 days past due (in EUR)	91-120 days past due (in EUR)	>120 days past due (in EUR)
Dec - 19	946,798,463.20	0.00	0.00	0.00	0.00
Jan - 20	925,639,516.87	215,135.52	0.00	0.00	0.00
Feb - 20	904,268,848.66	294,343.80	136,695.08	0.00	0.00
Mar - 20	872,831,427.45	545,656.46	40,510.75	151,521.97	0.00
Apr - 20	839,601,217.49	782,650.59	321,970.65	0.00	151,521.97
May - 20	817,019,640.64	726,277.98	267,856.10	117,992.86	151,521.97
June - 20	795,089,115.47	883,577.14	297,340.39	121,209.93	170,332.68
July - 20	774,427,610.01	608,336.56	545,697.86	136,293.77	165,958.25
Aug - 20	755,891,282.23	500,175.16	421,426.57	198,140.31	118,729.03
Sept - 20	735,982,769.96	440,973.99	224,286.05	155,170.48	245,151.47
Oct - 20	716,689,337.32	536,592.99	239,925.40	166,735.00	265,525.32
Nov - 20	698,671,161.56	405,260.97	131,946.18	143,813.13	281,691.12
Dec - 20	679,781,022.88	291,863.90	259,315.20	103,204.22	337,214.58
Jan - 21	660,415,067.17	520,150.55	111,653.24	199,108.32	248,393.44
Feb - 21	642,323,543.28	439,687.68	162,171.20	26,656.02	377,545.62
Mar - 21	621,677,208.06	487,125.73	136,154.51	21,540.52	238,600.82
Apr - 21	601,332,642.62	420,578.52	193,606.89	48,000.24	167,176.51
May - 21	583,782,884.57	624,134.32	158,670.11	140,098.84	45,529.72
June - 21	565,122,286.15	451,459.47	235,219.99	143,507.10	59,721.31
July - 21	547,253,911.85	593,647.13	181,323.92	99,905.20	82,836.01
Aug - 21	529,762,912.11	606,239.50	272,856.87	113,005.89	123,919.27
Sept - 21	511,931,473.74	643,427.25	339,493.25	151,130.61	196,139.66
Oct - 21	496,386,573.78	635,829.52	161,331.95	119,500.19	356,522.52
Nov - 21	479,955,933.56	465,776.32	344,681.48	24,759.65	324,086.34
Dec - 21	463,880,805.68	377,618.92	191,809.41	46,674.07	315,511.08
Jan - 22	440,607,253.77	463,118.31	244,720.87	139,083.31	121,060.64
Feb - 22	408,982,770.40	565,410.99	127,018.64	172,033.16	177,021.57
Mar - 22	374,100,896.29	932,267.82	118,495.49	139,667.92	265,385.80
Apr - 22	340,895,559.62	1,066,471.51	344,881.41	78,529.49	189,495.97

## Compartment German Auto Loans 9

### Monthly Investor Report

Reporting Date:	Aug 09, 2023
Payment Date:	Aug 21, 2023
Period No.:	44
Monthly Period:	July, 2023
Interest Period:	July 20, 2023 to Aug 21, 2023 = 32 days

### 18a. Delinquencies Analysis

Monthly Period	Performing (in EUR)	31-60 days past due (in EUR)	61-90 days past due (in EUR)	91-120 days past due (in EUR)	>120 days past due (in EUR)
May - 22	307,749,542.99	839,382.85	451,579.78	225,095.78	237,088.17
June - 22	276,447,908.81	803,694.29	403,386.54	225,409.45	282,243.64
July - 22	245,393,667.08	1,092,963.48	417,290.47	292,756.64	435,779.95
Aug - 22	215,804,601.84	969,785.32	420,208.93	286,896.34	557,979.64
Sept - 22	192,346,477.29	914,803.52	453,837.81	240,410.61	474,260.39
Oct - 22	183,758,177.98	720,065.84	558,381.84	311,683.28	417,311.50
Nov - 22	177,243,073.15	349,315.48	407,333.72	345,103.17	315,234.49
Dec - 22	170,822,530.69	415,808.95	114,370.62	238,197.51	360,093.33
Jan - 23	162,916,765.06	318,349.26	182,910.47	57,513.92	401,679.79
Feb - 23	153,602,568.00	318,655.64	183,490.44	101,761.07	278,514.31
Mar - 23	142,764,739.23	241,328.87	221,300.39	165,520.50	176,446.20
Apr - 23	133,210,380.46	476,065.98	123,530.42	153,249.82	201,714.79
May - 23	122,776,075.16	346,329.15	231,561.14	41,059.09	284,217.02
June - 23	112,982,138.30	430,677.81	153,578.53	137,868.59	223,805.98
July - 23	103,536,132.58	463,354.84	119,165.99	88,384.61	167,317.37

**Compartment German Auto Loans 9**  
**Monthly Investor Report**

Reporting Date:	Aug 09, 2023
Payment Date:	Aug 21, 2023
Period No.:	44
Monthly Period:	July, 2023
Interest Period:	July 20, 2023 to Aug 21, 2023 = 32 days

**19. Seasoning**

Initial Portfolio

Group (in months)	Aggregate Principal Balance (in EUR)	Aggregate Principal Balance (in % of total)	Number of Contracts	Number of Contracts (in % of total)
<= 6	614,661,258.17	63.68	28,934	63.02
> 6 - <= 12	350,538,682.11	36.32	16,975	36.98
> 12 - <= 24	0.00	0.00	0	0.00
> 24 - <= 36	0.00	0.00	0	0.00
> 36 - <= 42	0.00	0.00	0	0.00
> 42 - <= 48	0.00	0.00	0	0.00
> 48 - <= 53	0.00	0.00	0	0.00
> 53	0.00	0.00	0	0.00
<b>Total</b>	<b>965,199,940.28</b>	<b>100.00</b>	<b>45,909</b>	<b>100.00</b>

WA Seasoning (in months): 5.51  
 Min (in months): 2.00  
 Max (in months): 10.00



**Compartment German Auto Loans 9**  
**Monthly Investor Report**

Reporting Date:	Aug 09, 2023
Payment Date:	Aug 21, 2023
Period No.:	44
Monthly Period:	July, 2023
Interest Period:	July 20, 2023 to Aug 21, 2023 = 32 days

**19. Seasoning**

Current Portfolio

Group (in months)	Aggregate Outstanding Principal Balance (in EUR)	Aggregate Outstanding Principal Balance (in % of total)	Number of Contracts	Number of Contracts (in % of total)
<= 6	0.00	0.00	0	0.00
> 6 - <= 12	0.00	0.00	0	0.00
> 12 - <= 24	0.00	0.00	0	0.00
> 24 - <= 36	0.00	0.00	0	0.00
> 36 - <= 42	0.00	0.00	0	0.00
> 42 - <= 48	47,788,067.63	45.79	4,385	45.40
> 48 - <= 53	53,254,800.22	51.02	5,002	51.79
> 53	3,331,487.54	3.19	272	2.82
<b>Total</b>	<b>104,374,355.39</b>	<b>100.00</b>	<b>9,659</b>	<b>100.00</b>

WA Seasoning (in months): 49.13  
 Min (in months): 46.00  
 Max (in months): 54.00

**Compartment German Auto Loans 9**  
**Monthly Investor Report**

Reporting Date: Aug 09, 2023  
 Payment Date: Aug 21, 2023  
 Period No.: 44  
 Monthly Period: July, 2023  
 Interest Period: July 20, 2023 to Aug 21, 2023  
 = 32 days

**20. Remaining Term**

Initial Portfolio

Group (in months)	Aggregate Principal Balance (in EUR)	Aggregate Principal Balance (in % of total)	Number of Contracts	Number of Contracts (in % of total)
<= 6	164,434.02	0.02	74	0.16
> 6 - <= 12	1,133,697.63	0.12	215	0.47
> 12 - <= 24	39,198,714.83	4.06	3,631	7.91
> 24 - <= 36	441,762,315.07	45.77	21,556	46.95
> 36 - <= 42	85,768,594.87	8.89	4,227	9.21
> 42 - <= 48	86,027,213.60	8.91	4,059	8.84
> 48 - <= 53	115,836,288.64	12.00	4,684	10.20
> 53	195,308,681.62	20.24	7,463	16.26
<b>Total</b>	<b>965,199,940.28</b>	<b>100.00</b>	<b>45,909</b>	<b>100.00</b>

WA Remaining Term (in months): 39.82  
 Min (in months): 3.00  
 Max (in months): 59.00

**Compartment German Auto Loans 9**  
**Monthly Investor Report**

Reporting Date:	Aug 09, 2023
Payment Date:	Aug 21, 2023
Period No.:	44
Monthly Period:	July, 2023
Interest Period:	July 20, 2023 to Aug 21, 2023 = 32 days

**20. Remaining Term**

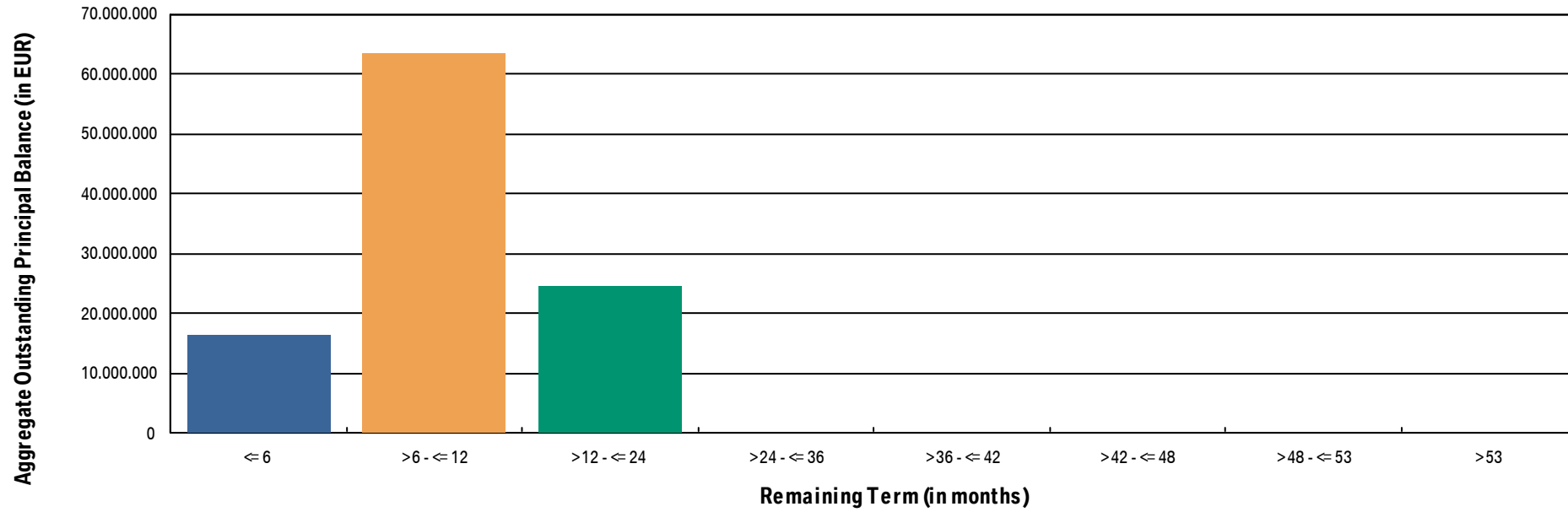
Current Portfolio

Group (in months)	Aggregate Outstanding Principal Balance (in EUR)	Aggregate Outstanding Principal Balance (in % of total)	Number of Contracts	Number of Contracts (in % of total)
<= 6	16,333,834.76	15.65	3,471	35.94
> 6 - <= 12	63,419,972.70	60.76	4,539	46.99
> 12 - <= 24	24,620,547.93	23.59	1,649	17.07
> 24 - <= 36	0.00	0.00	0	0.00
> 36 - <= 42	0.00	0.00	0	0.00
> 42 - <= 48	0.00	0.00	0	0.00
> 48 - <= 53	0.00	0.00	0	0.00
> 53	0.00	0.00	0	0.00
<b>Total</b>	<b>104,374,355.39</b>	<b>100.00</b>	<b>9,659</b>	<b>100.00</b>

WA Remaining Term (in months): 9.40  
 Min (in months): 0.00  
 Max (in months): 16.00

**Compartment German Auto Loans 9**  
**Monthly Investor Report**

Reporting Date:	Aug 09, 2023
Payment Date:	Aug 21, 2023
Period No.:	44
Monthly Period:	July, 2023
Interest Period:	July 20, 2023 to Aug 21, 2023 = 32 days



**Compartment German Auto Loans 9**  
**Monthly Investor Report**

Reporting Date:	Aug 09, 2023
Payment Date:	Aug 21, 2023
Period No.:	44
Monthly Period:	July, 2023
Interest Period:	July 20, 2023 to Aug 21, 2023 = 32 days

**21. Original Term**

Initial Portfolio

Group (in months)	Aggregate Principal Balance (in EUR)	Aggregate Principal Balance (in % of total)	Number of Contracts	Number of Contracts (in % of total)
<= 6	0.00	0.00	0	0.00
> 6 - <= 12	611,333.50	0.06	170	0.37
> 12 - <= 24	34,932,333.59	3.62	3,298	7.18
> 24 - <= 36	443,746,826.38	45.97	21,817	47.52
> 36 - <= 42	5,331,690.95	0.55	316	0.69
> 42 - <= 48	167,517,803.30	17.36	8,066	17.57
> 48 - <= 53	687,612.05	0.07	35	0.08
> 53	312,372,340.51	32.36	12,207	26.59
<b>Total</b>	<b>965,199,940.28</b>	<b>100.00</b>	<b>45,909</b>	<b>100.00</b>

WA Original Term (in months): 45.33  
 Min (in months): 10.00  
 Max (in months): 66.00

**Compartment German Auto Loans 9**  
**Monthly Investor Report**

Reporting Date:	Aug 09, 2023
Payment Date:	Aug 21, 2023
Period No.:	44
Monthly Period:	July, 2023
Interest Period:	July 20, 2023 to Aug 21, 2023 = 32 days

**21. Original Term**

Current Portfolio

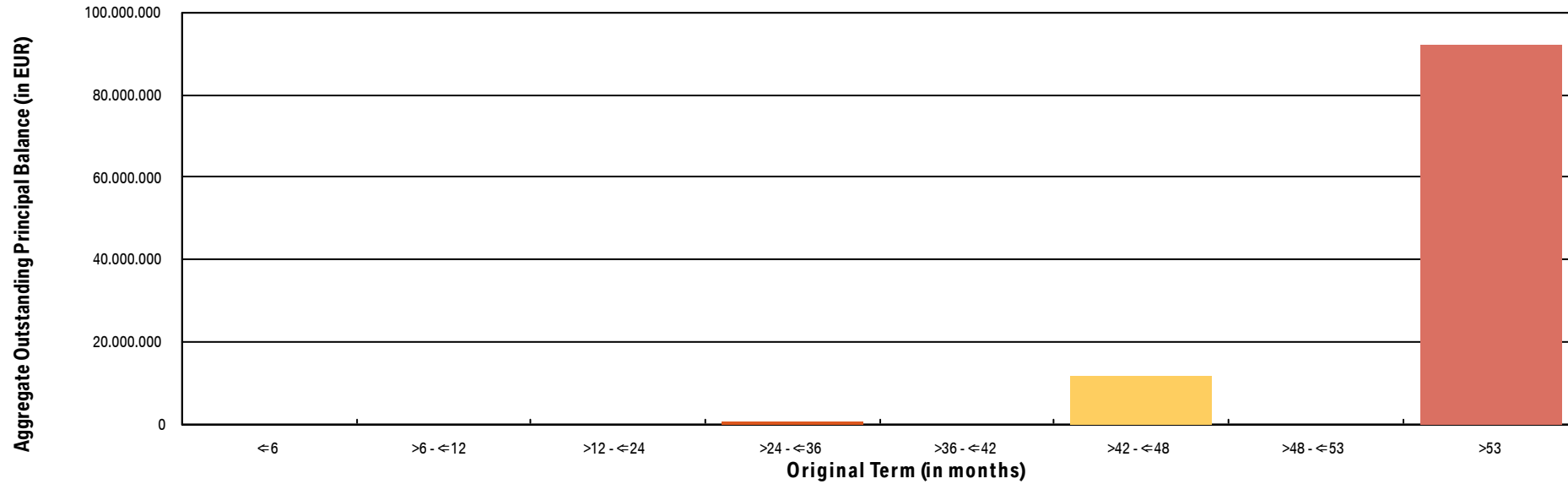
Group (in months)	Aggregate Outstanding Principal Balance (in EUR)	Aggregate Outstanding Principal Balance (in % of total)	Number of Contracts	Number of Contracts (in % of total)
<= 6	0.00	0.00	0	0.00
> 6 - <= 12	0.00	0.00	0	0.00
> 12 - <= 24	3,138.66	0.00	23	0.24
> 24 - <= 36	681,112.80	0.65	239	2.47
> 36 - <= 42	45.00	0.00	3	0.03
> 42 - <= 48	11,672,905.00	11.18	2,499	25.87
> 48 - <= 53	81,147.10	0.08	17	0.18
> 53	91,936,006.83	88.08	6,878	71.21
<b>Total</b>	<b>104,374,355.39</b>	<b>100.00</b>	<b>9,659</b>	<b>100.00</b>

WA Original Term (in months): 58.45  
 Min (in months): 18.00  
 Max (in months): 66.00



**Compartment German Auto Loans 9**  
**Monthly Investor Report**

Reporting Date:	Aug 09, 2023
Payment Date:	Aug 21, 2023
Period No.:	44
Monthly Period:	July, 2023
Interest Period:	July 20, 2023 to Aug 21, 2023 = 32 days



## Compartment German Auto Loans 9

### Monthly Investor Report

Reporting Date:	Aug 09, 2023
Payment Date:	Aug 21, 2023
Period No.:	44
Monthly Period:	July, 2023
Interest Period:	July 20, 2023 to Aug 21, 2023 = 32 days

## 22. Vehicle Class

### Initial Portfolio

Group	Aggregate Principal Balance (in EUR)	Aggregate Principal Balance (in % of total)	Number of Contracts	Number of Contracts (in % of total)
BMW 1 Series	100,620,211.63	10.42	6,806	14.82
BMW 2 Series	97,805,361.35	10.13	4,581	9.98
BMW 3 Series	93,928,331.59	9.73	4,963	10.81
BMW 4 Series	58,177,823.99	6.03	2,068	4.50
BMW 5 Series	100,069,708.79	10.37	4,077	8.88
BMW 6 Series	11,339,246.05	1.17	310	0.68
BMW 7 Series	13,106,697.21	1.36	342	0.74
BMW 8 Series	6,361,639.44	0.66	72	0.16
BMW X1 Series	74,436,417.62	7.71	3,512	7.65
BMW X2 Series	14,077,396.85	1.46	472	1.03
BMW X3 Series	64,922,268.21	6.73	2,365	5.15
BMW X4 Series	26,348,126.62	2.73	818	1.78
BMW X5 Series	64,043,741.81	6.64	1,611	3.51
BMW X6 Series	15,151,600.32	1.57	403	0.88
BMW X7 Series	4,670,254.36	0.48	59	0.13
BMW Z Series	12,121,842.24	1.26	371	0.81
BMW i Series	7,344,891.14	0.76	273	0.59
MINI	120,551,790.04	12.49	7,071	15.40
Non BMW Group Models (incl. Motorcycles)	46,021,460.45	4.77	2,461	5.36
Other BMW Group (incl. Motorcycles)	34,101,130.57	3.53	3,274	7.13
<b>Total</b>	<b>965,199,940.28</b>	<b>100.00</b>	<b>45,909</b>	<b>100.00</b>



## Compartment German Auto Loans 9

### Monthly Investor Report

Reporting Date:	Aug 09, 2023
Payment Date:	Aug 21, 2023
Period No.:	44
Monthly Period:	July, 2023
Interest Period:	July 20, 2023 to Aug 21, 2023 = 32 days

## 22. Vehicle Class

### Current Portfolio

Group	Aggregate Outstanding Principal Balance (in EUR)	Aggregate Outstanding Principal Balance (in % of total)	Number of Contracts	Number of Contracts (in % of total)
BMW 1 Series	9,384,340.16	8.99	1,430	14.80
BMW 2 Series	10,797,532.36	10.35	1,069	11.07
BMW 3 Series	10,428,488.88	9.99	1,132	11.72
BMW 4 Series	7,322,517.08	7.02	516	5.34
BMW 5 Series	12,427,947.02	11.91	1,022	10.58
BMW 6 Series	1,350,703.96	1.29	73	0.76
BMW 7 Series	1,495,574.74	1.43	78	0.81
BMW 8 Series	1,023,908.57	0.98	19	0.20
BMW X1 Series	9,648,360.08	9.24	829	8.58
BMW X2 Series	1,609,611.57	1.54	88	0.91
BMW X3 Series	8,470,097.89	8.12	588	6.09
BMW X4 Series	3,223,478.44	3.09	217	2.25
BMW X5 Series	6,925,160.07	6.63	372	3.85
BMW X6 Series	1,779,158.87	1.70	94	0.97
BMW X7 Series	445,674.06	0.43	12	0.12
BMW Z Series	922,045.52	0.88	55	0.57
BMW i Series	581,630.56	0.56	46	0.48
MINI	9,110,944.94	8.73	1,118	11.57
Non BMW Group Models (incl. Motorcycles)	6,374,021.06	6.11	652	6.75
Other BMW Group (incl. Motorcycles)	1,053,159.56	1.01	249	2.58
<b>Total</b>	<b>104,374,355.39</b>	<b>100.00</b>	<b>9,659</b>	<b>100.00</b>

**Compartment German Auto Loans 9**  
**Monthly Investor Report**

Reporting Date:	Aug 09, 2023
Payment Date:	Aug 21, 2023
Period No.:	44
Monthly Period:	July, 2023
Interest Period:	July 20, 2023 to Aug 21, 2023 = 32 days

**23. Payment Type**

Initial Portfolio:

Group	Aggregate Principal Balance (in EUR)	Aggregate Principal Balance (in % of total)	Number of Contracts	Number of Contracts (in % of total)
Direct debit	964,453,732.78	99.92	45,876	99.93
Self payment	746,207.50	0.08	33	0.07
<b>Total</b>	<b>965,199,940.28</b>	<b>100.00</b>	<b>45,909</b>	<b>100.00</b>

Current Portfolio

Group	Aggregate Outstanding Principal Balance (in EUR)	Aggregate Outstanding Principal Balance (in % of total)	Number of Contracts	Number of Contracts (in % of total)
Direct debit	102,598,999.25	98.30	9,509	98.45
Self payment	1,775,356.14	1.70	150	1.55
<b>Total</b>	<b>104,374,355.39</b>	<b>100.00</b>	<b>9,659</b>	<b>100.00</b>



**Compartment German Auto Loans 9**  
**Monthly Investor Report**

Reporting Date:	Aug 09, 2023
Payment Date:	Aug 21, 2023
Period No.:	44
Monthly Period:	July, 2023
Interest Period:	July 20, 2023 to Aug 21, 2023 = 32 days

**24. Interest Rates**

Weighted Average Nominal Interest Rate (in %)		
Aggregate Principal Balance (Initial)	965,199,940.28	3.21
Aggregate Outstanding Principal Balance	104,374,355.39	3.35

**Compartment German Auto Loans 9**  
**Monthly Investor Report**

Reporting Date:	Aug 09, 2023
Payment Date:	Aug 21, 2023
Period No.:	44
Monthly Period:	July, 2023
Interest Period:	July 20, 2023 to Aug 21, 2023 = 32 days

**25. Credit Type**

Initial Portfolio

Credit Type	Aggregate Principal Balance (in EUR)	Aggregate Principal Balance (in % of total)	Number of Contracts	Number of Contracts (in % of total)
Balloon	955,822,527.46	99.03	44,578	97.10
Equal Instalment Loan	9,377,412.82	0.97	1,331	2.90
<b>Total</b>	<b>965,199,940.28</b>	<b>100.00</b>	<b>45,909</b>	<b>100.00</b>

Current Portfolio

Credit Type	Aggregate Outstanding Principal Balance (in EUR)	Aggregate Outstanding Principal Balance (in % of total)	Number of Contracts	Number of Contracts (in % of total)
Balloon	104,193,538.89	99.83	9,543	98.80
Equal Instalment Loan	180,816.50	0.17	116	1.20
<b>Total</b>	<b>104,374,355.39</b>	<b>100.00</b>	<b>9,659</b>	<b>100.00</b>

**Compartment German Auto Loans 9**  
**Monthly Investor Report**

Reporting Date: Aug 09, 2023  
 Payment Date: Aug 21, 2023  
 Period No.: 44  
 Monthly Period: July, 2023  
 Interest Period: July 20, 2023 to Aug 21, 2023  
 = 32 days

**26. Contracts per Customer**

Initial Portfolio

Group	Aggregate Principal Balance (in EUR)	Aggregate Principal Balance (in % of total)	Number of Contracts	Number of Contracts (in % of total)
1	921,754,288.49	95.50	44,267	96.42
2 - 4	38,240,172.53	3.96	1,444	3.15
5 - 7	1,924,936.44	0.20	61	0.13
8 - 10	1,163,141.38	0.12	38	0.08
> 10	2,117,401.44	0.22	99	0.22
<b>Total</b>	<b>965,199,940.28</b>	<b>100.00</b>	<b>45,909</b>	<b>100.00</b>

Current Portfolio

Group	Aggregate Principal Balance (in EUR)	Aggregate Principal Balance (in % of total)	Number of Contracts	Number of Contracts (in % of total)
1	102,934,839.85	98.62	9,575	99.13
2 - 4	1,439,515.54	1.38	84	0.87
5 - 7	0.00	0.00	0	0.00
8 - 10	0.00	0.00	0	0.00
> 10	0.00	0.00	0	0.00
<b>Total</b>	<b>104,374,355.39</b>	<b>100.00</b>	<b>9,659</b>	<b>100.00</b>

**Compartment German Auto Loans 9**  
**Monthly Investor Report**

Reporting Date: Aug 09, 2023  
 Payment Date: Aug 21, 2023  
 Period No.: 44  
 Monthly Period: July, 2023  
 Interest Period: July 20, 2023 to Aug 21, 2023  
 = 32 days

**27. Amortisation**

Initial Portfolio

Period	Principal Balance (in EUR)
	965,199,940.28
1	953,762,904.92
2	942,294,358.43
3	930,794,846.15
4	919,272,819.24
5	907,727,848.30
6	896,146,788.26
7	884,543,178.23
8	872,886,657.44
9	861,247,504.49
10	849,551,135.97
11	837,814,197.19
12	826,035,516.30
13	814,205,137.19
14	801,440,115.97
15	788,229,718.74
16	774,900,549.00
17	761,460,677.80
18	748,028,616.99
19	734,682,738.14
20	721,201,231.07
21	707,175,915.50
22	693,549,288.77
23	681,780,378.41
24	670,080,228.24
25	658,322,143.86
26	633,274,646.54
27	595,043,695.15
28	555,046,647.36
29	513,234,424.92
30	471,743,221.36

Current Portfolio

Period	Principal Balance in EUR	Reduction in EUR
	104,374,355.39	
1	94,633,828.41	9,740,526.98
2	88,374,740.00	6,259,088.41
3	86,606,803.54	1,767,936.46
4	84,743,151.12	1,863,652.42
5	82,946,373.42	1,796,777.70
6	78,261,824.20	4,684,549.22
7	69,769,282.26	8,492,541.94
8	59,734,246.06	10,035,036.20
9	50,007,494.51	9,726,751.55
10	39,297,671.21	10,709,823.30
11	28,797,918.52	10,499,752.69
12	19,402,059.02	9,395,859.50
13	8,273,966.77	11,128,092.25
14	26,529.40	8,247,437.37
15	25,680.57	848.83
16	0.00	25,680.57
17	0.00	0.00
18	0.00	0.00
19	0.00	0.00
20	0.00	0.00
21	0.00	0.00
22	0.00	0.00
23	0.00	0.00
24	0.00	0.00
25	0.00	0.00
26	0.00	0.00
27	0.00	0.00
28	0.00	0.00
29	0.00	0.00
30	0.00	0.00

**Compartment German Auto Loans 9**  
**Monthly Investor Report**

Reporting Date: Aug 09, 2023  
 Payment Date: Aug 21, 2023  
 Period No.: 44  
 Monthly Period: July, 2023  
 Interest Period: July 20, 2023 to Aug 21, 2023  
 = 32 days

**27. Amortisation**

Initial Portfolio

Period	Principal Balance (in EUR)
31	428,906,833.16
32	386,952,263.28
33	344,732,464.15
34	310,907,277.28
35	305,403,946.07
36	299,800,818.25
37	294,139,125.79
38	285,543,196.72
39	272,443,111.45
40	257,398,391.79
41	242,520,808.33
42	226,413,770.31
43	211,495,982.41
44	198,064,419.84
45	182,736,350.23
46	170,121,419.92
47	166,716,760.95
48	163,125,668.17
49	159,685,664.93
50	150,299,902.95
51	133,604,943.86
52	113,877,780.24
53	94,319,037.23
54	74,433,696.89
55	54,515,381.14
56	36,741,216.75
57	16,045,752.98
58	350.43
59	0.00

Current Portfolio

Period	Principal Balance in EUR	Reduction in EUR
31	0.00	0.00
32	0.00	0.00
33	0.00	0.00
34	0.00	0.00
35	0.00	0.00
36	0.00	0.00
37	0.00	0.00
38	0.00	0.00
39	0.00	0.00
40	0.00	0.00
41	0.00	0.00
42	0.00	0.00
43	0.00	0.00
44	0.00	0.00
45	0.00	0.00
46	0.00	0.00
47	0.00	0.00
48	0.00	0.00
49	0.00	0.00
50	0.00	0.00
51	0.00	0.00
52	0.00	0.00
53	0.00	0.00
54	0.00	0.00
55	0.00	0.00
56	0.00	0.00
57	0.00	0.00
58	0.00	0.00
59	0.00	0.00

**Compartment German Auto Loans 9**  
**Monthly Investor Report**

Reporting Date:	Aug 09, 2023
Payment Date:	Aug 21, 2023
Period No.:	44
Monthly Period:	July, 2023
Interest Period:	July 20, 2023 to Aug 21, 2023 = 32 days

**28. Priority of Payments**

**All values in EUR**

Available Distribution Amount	+	9,834,534.34
Taxes	-	0.00
Trustee Payment	-	0.00
Senior Expenses	-	36,472.39
Swap Net Payment	-	0.00
Class A Interest	-	0.00
Class B Interest	-	52,772.88
Cash Reserve	-	0.00
Principal Class A	-	0.00
Principal Class B	-	9,745,289.07
Swap Termination Event	-	0.00
Subordinated Loan Interest	-	0.00
Subordinated Loan Principal	-	0.00
Seller	-	0.00



**Compartment German Auto Loans 9**  
**Monthly Investor Report**

Reporting Date:	Aug 09, 2023
Payment Date:	Aug 21, 2023
Period No.:	44
Monthly Period:	July, 2023
Interest Period:	July 20, 2023 to Aug 21, 2023 = 32 days

**29. Transaction Costs**

<b>Cost Category (in EUR)</b>	<b>Class A</b>	<b>Class B</b>	<b>Subordinated Loan</b>	<b>Total</b>
Senior Expenses				36,472.39
Interest accrued for the Period	0.00	52,772.88	23,443.64	76,216.52
Interest payments for the Period	0.00	52,772.88	0.00	52,772.88
Cumulative Interest Payments	3,789,270.00	2,425,342.20	0.00	6,214,612.20
Unpaid Interest for the Period	0.00	0.00	23,443.64	23,443.64
Cumulative Unpaid Interest	0.00	0.00	391,682.87	391,682.87

**Compartment German Auto Loans 9**

**Monthly Investor Report**

Reporting Date: Aug 09, 2023  
 Payment Date: Aug 21, 2023  
 Period No.: 44  
 Monthly Period: July, 2023  
 Interest Period: July 20, 2023 to Aug 21, 2023  
 = 32 days

**30. Ratings**

	Fitch	S&P	Moody's	DBRS
<b>Notes - current ratings</b>				
Class A	AAA	N/A	Aaa	N/A
Class B	N/A	N/A	N/A	N/A

		Fitch	S&P	Moody's	DBRS	Trigger Breached	
<b>Transaction Parties - current ratings</b>							
	BMW AG	long term	N/A	A	A2	A high	no
		short term	N/A	A-1	P-1	N/A	no
<b>Issuer Account Bank:</b>	The Bank of New York Mellon	long term	AA	N/A	Aa1	N/A	no
		short term	F1+	N/A	P-1	N/A	no
<b>Swap Provider:</b>	Skandinaviska Enskilda Banken AB	long term	AA	N/A	Aa3	N/A	no
		short term	F1+	N/A	P-1	N/A	no

		Fitch	S&P	Moody's	DBRS	
<b>Transaction Parties - required ratings</b>						
	BMW AG	long term	BBB	N/A	Baa1	N/A
		short term	F2	N/A	P-2	N/A
<b>Issuer Account Bank:</b>	The Bank of New York Mellon	long term	A	N/A	A2	N/A
		short term	F1	N/A	P-1	N/A
<b>Swap Provider:</b>	Skandinaviska Enskilda Banken AB	long term	A	N/A	Baa1	N/A
		short term	F1	N/A	N/A	N/A

**Compartment German Auto Loans 9**  
**Monthly Investor Report**

Reporting Date:	Aug 09, 2023
Payment Date:	Aug 21, 2023
Period No.:	44
Monthly Period:	July, 2023
Interest Period:	July 20, 2023 to Aug 21, 2023 = 32 days

**31. Swap Counterparty Data**

<b>Swap Counterparty Data</b>	
Swap counterparty provider	Skandinaviska Enskilda Banken AB (publ)
Swap termination event	No

<b>Swap Data</b>	
Swap type	Fixed floating interest rate swap
Notional amount (in EUR)	0.00
Fixed rate (in %)	-0.4440
Floating rate (Euribor in %)	3.4650
Net swap payments (in EUR) (- from SPV / + to SPV)	0.00